


Executive Committee Meeting



YOUR BEST PROTECTION

JPIA Executive Conference Room
2100 Professional Drive
Roseville, CA 95661

Thursday
March 21, 2019
8:30 a.m.

Chairman: E.G. "Jerry" Gladbach, Santa Clarita Valley Water Agency

Vice-chair: Thomas A. Cuquet, South Sutter Water District

David A. Drake, Rincon del Diablo Municipal Water District

Steven E. LaMar, Irvine Ranch Water District

Melody A. McDonald, San Bernardino Valley Water Conservation District

J. Bruce Rupp, Humboldt Bay Municipal Water District

Kathleen J. Tiegs, Cucamonga Valley Water District



EXECUTIVE COMMITTEE MEETING

AGENDA

JPIA Executive Conference Room
2100 Professional Drive, Roseville, CA 95661
(800) 231-5742 - WWW.ACWAJPIA.COM

Thursday – March 21, 2019 – 8:30 AM

WebEx call-in: (855) 749-4750; Access code: 800 602 110; Password: 1234

This meeting shall consist of a simultaneous WebEx teleconference call at the ACWA JPIA, 2100 Professional Drive, Roseville, CA 95661 and the following remote sites:

- 325 Rock Ridge Place, Escondido

WELCOME

CALL TO ORDER AND ANNOUNCEMENT OF QUORUM

PLEDGE OF ALLEGIANCE

EVACUATION PROCEDURES

ANNOUNCEMENT RECORDING OF MEETING This meeting may be recorded to assist in preparation of minutes. Recordings will only be kept 30 days following the meeting, as mandated by the California Brown Act.

PUBLIC COMMENT Members of the public will be allowed to address the Executive Committee on any agenda item prior to the Committee's decision on the item. They will also be allowed to comment on any issues that they wish which may or may not be on the agenda. If anyone present wishes to be heard, please let the Chairman know.

INTRODUCTIONS

ADDITIONS TO OR DELETIONS FROM THE AGENDA

Presenter

Page#

I. CONSENT AGENDA

Gladbach

- * A. Approve the minutes of January 29, 2019 meeting.

1

- B. Approve the JPIA disbursements of:

- Vendor Payments, Employee Benefits Claim Payments, Payroll, and summary of confidential claims payments for the Liability, Property, & Workers Compensation Programs:
January 1-15, 2019; January 16-31, 2019; February 1-15, 2019; February 16-28, 2019.

Gladbach C. Approve an excused absence for any Executive Committee member.

II. ADMINISTRATION

Gladbach A. Report on meetings attended on behalf of the JPIA.

Sells * B. Review and approve the Bickmore Claims Audit. **8**

Sells * C. Captive Insurance Company update. **15**

Robinson * D. Update on qualified candidates for the upcoming Executive Committee and California Water Insurance Fund board elections. **17**

Slaven * E. Review and approve the JPIA Salary Schedule. **18**

III. FINANCE

Phillips * A. Review and take action on recommendations of the Finance & Audit Committee from its meeting of March 20, 2019 (see packet for details). Action item(s) from this meeting include: **20**

- Comprehensive Annual Financial Report
- Operating Budget

IV. RISK MANAGEMENT

Tiegs * A. Review and take action on recommendations of the Risk Management Committee from its meeting of March 20, 2019 (see packet for details). Action item(s) from this meeting include: **22**

- Risk Control Grant Program

V. PROGRAMS

Wuchter * A. Review significant claims activity. **24**

VI. MEMBERSHIP

A. Review and take action on membership applications.

		<u>District</u>	<u>TIVs</u>	<u>Payroll</u>	<u>Program</u>	
Kyburz	*	Alameda County Water District	\$101,497,761	\$28,620,007	Liability Property Work Comp	25
Kyburz	*	Santa Clarita Valley Groundwater Sustainability Agency		\$0	Liability	26
Kyburz	*	El Dorado Irrigation District	\$75,265,230	\$17,453,691	Liability Property	27
Kyburz	*	B. Review and take action on Mojave Water Agency.				28

VII. MISCELLANEOUS

All		A. Discuss future agenda items.				
Sells	*	B. CEO update.				29
Gladbach	*	C. Review the availability of the Committee members for upcoming meeting – May 6, 2019 at Spring Conference in Monterey.				30

ADJOURN

*Related items enclosed.

Americans with Disabilities Act – The JPIA conforms to the protections and prohibitions contained in Section 202 of the Americans with Disabilities Act of 1990 and the Federal Rules and Regulations adopted in implementation thereof. A request for disability-related modification or accommodation, in order to participate in a public meeting of the JPIA, shall be made to: Bobbette Wells, Executive Assistant to the CEO, ACWA JPIA, PO Box 619082, Roseville, CA 95661-9082; telephone (916) 786-5742. The JPIA's normal business hours are Monday – Friday, 7:30 a.m. to 4:30 p.m. (Government Code Section 54954.2, subdivision. (a)(1).)

Written materials relating to an item on this Agenda that are distributed to the JPIA's Executive Committee within 72 hours before it is to consider the item at its regularly scheduled meeting will be made available for public inspection at ACWA JPIA, 2100 Professional Drive, Roseville, CA 95661-3700; telephone (916) 786-5742. The JPIA's normal business hours are Monday – Friday, 7:30 a.m. to 4:30 p.m.



Unapproved Minutes

Executive Committee Meeting

ACWA JPIA Executive Conference Room
2100 Professional Drive
Roseville, CA 95661
(800) 231-5742

January 29, 2019

MEMBERS PRESENT

Chairman: E.G. "Jerry" Gladbach, Santa Clarita Valley Water Agency
Vice-chair: Thomas A. Cuquet, South Sutter Water District
David Drake, Rincon del Diablo Municipal Water District
W.D. "Bill" Knutson, Yuima Municipal Water District (*via WebEx-not part of quorum*)
Melody A. McDonald, San Bernardino Valley Water Conservation District
Kathleen Tiegs, Cucamonga Valley Water District

MEMBERS ABSENT

Steven E. LaMar, Irvine Ranch Water District, ACWA Vice President
J. Bruce Rupp, Humboldt Bay Municipal Water District

STAFF PRESENT

Chief Executive Officer/Secretary: Walter "Andy" Sells
Carol Barake, Risk Control Manager
Thor Benzing, Sr. Risk Control Advisor
Linda Craun, Administrative Assistant III (*WebEx Coordinator*)
David deBernardi, Director of Finance
Robert Greenfield, General Counsel
Debbie Kyburz, Lead Member Services Representative
Jennifer Nogosek, Liability/Property Claims Manager
Sylvia Robinson, Publications & Web Editor
Monica Sisco, Senior Workers Compensation Examiner
Patricia Slaven, Director of Human Resources and Administration
Sandra Smith, Employee Benefits Manager
Dianna Sutton, Finance Manager
Karen Thesing, Director of Insurance Services
Melody Tucker, Workers' Compensation Claims Manager
Nidia Watkins, Member Services Representative II
Bobbette Wells, Executive Assistant to the CEO (*Recording Secretary*)

OTHERS IN ATTENDANCE

Lawrence A. Baskin, Stinson Beach County Water District
Sandra Cross, Stinson Beach County Water District
Dave Eggerton, ACWA Executive Director

Tiffany Giammona, ACWA Director of Member Outreach & Engagement
 Kevin Phillips, Paradise Irrigation District, JPIA Finance & Audit Committee Chairman
 Ed Schmidt, Stinson Beach County Water District

WELCOME

Chairman Gladbach welcomed everyone in attendance.

CALL TO ORDER AND ANNOUNCEMENT OF QUORUM

Chairman Gladbach called the meeting to order at 8:33 a.m. He announced there was a quorum. Director Knutson joined the meeting by WebEx, but, due to posting requirements, was not counted as part of the quorum.

PLEDGE OF ALLEGIANCE/EVACUATION PROCEDURES

Chairman Gladbach led the Pledge of Allegiance and Mr. Sells gave the evacuation procedure instructions.

ANNOUNCEMENT RECORDING OF MEETING

Chairman Gladbach announced that the meeting would be recorded to assist in preparation of minutes. Recordings are only kept 30 days following the meeting, as mandated by the California Brown Act.

PUBLIC COMMENT

Chairman Gladbach noted that, as the agenda stated, members of the public would be allowed to address the Executive Committee on any agenda item prior to the Committee's decision on that item. Comments on any issues on the agenda, or not on the agenda, were also welcomed. No comments were brought forward.

INTRODUCTIONS

Chairman Gladbach asked that all staff in the office to be in attendance at the beginning of the meeting. Chairman Gladbach thanked staff for a great 2018, and commended staff on their dedication and service to the members. After the staff left the meeting, all remaining attendees were asked to introduce themselves.

ADDITIONS TO OR DELETIONS FROM THE AGENDA

Chairman Gladbach asked for any additions to, or deletions from, the agenda; staff had none.

CONSENT AGENDA

Chairman Gladbach called for approval of the Consent Agenda:

M/S/C (Rupp/Tiegs) (Cuquet-Yes; Drake-Yes; Gladbach-Yes; McDonald-Yes; Tiegs-Yes): That the Executive Committee approve the minutes of the November 26, 2018 and December 13, 2018 meetings; approve the absence of Directors LaMar and Rupp; and approve the JPIA disbursements of:

Vendor Payments, Employee Benefits Claim Payments, Payroll, and summary of confidential claims payments for the Liability, Property, & Workers' Compensation Programs: November 1-15, 2018; November 16-30, 2018; December 1-15, 2018; and December 16-31, 2018.

ADMINISTRATION

Meetings attended on behalf of the JPIA
None noted.

Resolution 2019-1 to Honor W.D. "Bill" Knutson

Chairman Gladbach stated that Director Knutson was leaving his board at Yuima Municipal Water District and, thusly, the JPIA Executive Committee. The JPIA would like to show their appreciation to Bill for his years of service to the JPIA and its members. Director Knutson has served on the Executive Committee for fourteen years, served as chair of the Workers' Compensation Program Committee for fourteen years, and vice-chair of the Property and Employee Benefits Programs.

M/S/C (Drake/McDonald) (Cuquet-Yes; Drake-Yes; Gladbach-Yes; McDonald-Yes; Tiegs-Yes): That the Executive Committee approve resolution honoring W.D. "Bill" Knutson for fourteen years of service on the JPIA Executive Committee.

Personnel Committee

Chairman Gladbach reported on recommendations of the Personnel Committee from its meeting on January 16, 2019. The following action items were presented for approval:

M/S/C (McDonald/Drake) (Cuquet-Yes; Drake-Yes; Gladbach-Yes; McDonald-Yes; Tiegs-Yes): That the Executive Committee approve the staffing/grade changes and the Employee Handbook changes, as noted in the January 16, 2019 Personnel Committee packet.

Per Diem for 2019

Mr. Sells stated that Government code allows for an annual maximum increase to the daily Per Diem rate of 5%. The last increase to Per Diem was January 30, 2018. The current daily rate of Per Diem for Executive Committee members and Directors attending program committee meetings is \$297.56. The maximum increase of 5% would increase the rate to \$312.00, effective January 29, 2019.

M/S/C (Cuquet/McDonald) (Cuquet-Yes; Drake-Yes; Gladbach-Yes; McDonald-Yes; Tiegs-Yes): That the Executive Committee approve to increase the current rate of Per Diem to \$312.00 effective January 29, 2019.

Rate Stabilization Fund Refunds

Mr. deBernardi explained that the 2014/15 policy year for both the Liability Program and Workers' Compensation Program will go through the retro process for the first time. These policy years have been very favorable to date and accordingly will return \$2.1 million from the Liability Program and \$3.3 million from the Workers' Compensation Program to participating members' Rate Stabilization Fund (RSF) accounts. These adjustments are the catalyst for member refunds this year.

Using recent actuary numbers to recalculate the Liability Catastrophic Fund goal reduces the target by \$2.4 million. The current goal for the Liability Catastrophic Fund is \$24.2 million. Furthermore, the same calculation for the Workers' Compensation Catastrophic Fund reduces the target \$1.4 million; the current goal is \$13.9 million. The proposed reductions would translate to additional refunds to members. Given the volatility of these target numbers, the question has come up whether this is the best direction for JPIA members.

Staff distributed a listing of refunds by member that exclude any transfers from the Catastrophic Funds to members' Rate Stabilization Funds. Total refunds to active members are anticipated at \$4.5 million. These refunds will go out to 193 members.

M/S/C (McDonald/Cuquet) (Cuquet-Yes; Drake-Yes; Gladbach-Yes; McDonald-Yes; Tiegs-Yes): That the Executive Committee approve the Rate Stabilization Fund refunds of approximately \$4.5 million as presented.

Name of Captive Insurance Company

Mr. Sells stated at the last Executive Committee meeting on December 13, 2018, that there was discussion on changing the name of the Captive Insurance Company. The item on that agenda was tabled to the January 2019 meeting. After much discussion, the name of the Captive to be presented for approval will be: California Water Insurance Fund or California Water Insurance Authority.

M/S/C (Cuquet/Drake) (Cuquet-Yes; Drake-Yes; Gladbach-Yes; McDonald-Yes; Tiegs-Yes): That the Executive Committee approve to rename the Captive to either California Water Insurance Fund or California Water Insurance Authority, pending approval from the State of Utah.

Composition of Captive "Member-at-Large" Directors

Mr. Sells explained that the Executive Committee has been tasked with determining the composition of the members-at-large to serve on the Captive Board of Directors and to determine whether their member district should be participating in one or all four JPIA pooled insurance programs.

M/S/C (Drake/Cuquet) (Cuquet-Yes; Drake-Yes; Gladbach-Yes; McDonald-Yes; Tiegs-Yes): That the Executive Committee approve that the Members-at-Large for the Captive be a designated JPIA Director, that the agency be a member of the Liability Program, and at least one other JPIA program.

Appointment Process for Executive Committee on Captive Board

Mr. Sells stated in May of 2019, that four Executive Committee members will be up for election at Spring Conference. It was proposed that the other four Executive Committee members, not up for election, to be appointed to the Captive Board.

The four Executive Committee members appointed to the Captive Board would be up for re-election two years later and the remaining four would be appointed to the Captive Board.

Each Executive Committee member would sit on the Captive Board for two years of their four-year term. The ACWA VP would not be included in the appointment process.

M/S/C (Drake/McDonald) (Cuquet-Yes; Drake-Yes; Gladbach-Yes; McDonald-Yes; Tiegs-Yes): That the Executive Committee approve that Executive Committee members serving on the Captive Board serve for two years of their four-year term, as presented by staff.

Stinson Beach County Water District

Mr. Greenfield explained that on January 5, 2018, Stinson Beach County Water District was presented with a Statutory Notice of Violations and Intent to File Suit under the Clean Water Act. Claimant, California River Watch, contends that the District's service area consists of 706 residential and commercial on-site septic systems. Claimant alleged that between January 1, 2013 to January 1, 2018, pollutants were discharged from the septic systems that exceeded water quality objectives including those set by the Regional Water Quality Control Board. The septic systems allegedly in violation are not owned, controlled or maintained by the District.

The District tendered this action to the JPIA to defend and indemnify the District pursuant to the District's participation in the Liability Program. The JPIA denied coverage of the claim based upon the terms of the Memorandum of Coverage.

The District requested a dispute of the denial of coverage and sought Executive Committee review as set forth in the Memorandum of Coverage.

Three representatives from the Stinson Beach County Water District were in attendance: Ed Schmidt, General Manager; Lawrence Baskin, board member; and Sandra Cross, board member. All three spoke with the Executive Committee and presented facts to this case.

There was much discussion and many questions to the attendees from the district. The Executive Committee members were sympathetic to the situation, but ultimately determined that there was no coverage for this claim.

Motion/Failed: Director Drake made a motion to authorize a payment to the Stinson Beach County Water District in the amount of \$20,000. The motion failed with no second.

M/S/C (Cuquet/Drake) (Cuquet-Yes; Drake-Yes; Gladbach-Yes; McDonald-Yes; Tiegs-Yes): That the Executive Committee deny the Stinson Beach County Water District's appeal of the previously denied claim.

MEMBERSHIP

Ramirez Water District

Ms. Watkins presented the Ramirez Water District's application for admission into the Workers' Compensation Program.

M/S/C (Cuquet/Drake) (Cuquet-Yes; Drake-Yes; Gladbach-Yes; McDonald-Yes; Tiegs-Yes): That the Executive Committee approve Ramirez Water District's application for admission into the Workers' Compensation Program.

MISCELLANEOUS

Future agenda items:

- None stated.

CEO Update

Mr. Sells and staff updated the Executive Committee on relevant current issues. Those discussed were:

- Goals & Objectives for 2019
- Staffing
- MedImpact transition – Sandra
- Recent claim developments

General Counsel Report

Mr. Greenfield updated the Executive Committee on new legislation or case law which may have an impact on the JPIA. Counsel also provided an update of coverage denials since the last report:

- Sierra Northwest Properties, LLC vs. Tahoe City Public Utility District
- Georgetown Divide Taxpayers Association vs. Georgetown Divide Public Utility District
- Percoats vs. Panoche Water District
- U.S. vs. Panoche

Availability for next meeting: Thursday, March 21, 2019 – no conflicts noted.

The Executive Committee meeting adjourned at 11:47 a.m.

Attest:

X

E.G. "Jerry" Gladbach
President

X

Walter A. Sells
Secretary

ACWA JPIA
Bickmore Claims Audit
March 21, 2019

BACKGROUND

At the March 24, 2014 Executive Committee meeting, a resolution was passed to set a policy to obtain claims audits for the Liability, Property, and Workers' Compensation Programs. Bickmore has conducted a claims audit and submitted their report.

CURRENT SITUATION

The latest audit was completed November 2018. Following in the packet is the Executive Summary from that report. All programs received an average rating of 95 (out of 100) or above.

RECOMMENDATION

That the Executive Committee approve the Bickmore Claims Audit, as presented.

I. Executive Summary

The Association of California Water Agencies Joint Powers Insurance Authority (ACWA/JPIA), a California Joint Powers Authority, has self-insured the workers' compensation (WC), liability, and property claims of water districts since 1979, and now has almost 400 members participating in its various programs. Its statewide membership is organized into 10 regions.

ACWA/JPIA covers members' statutory WC obligations up to its \$2 million self-insured retention (SIR). Excess coverage is provided by Safety National Insurance.

For its liability exposures, ACWA/JPIA retains up to \$5 million, with Allied Public Risk (Allied) providing excess coverage up to \$11 million. Other carriers provide additional coverage to a total of \$60 million.

For property exposures, the SIR is \$100,000 with excess coverage purchased up to \$500 million.

ACWA/JPIA self-administers its claims in Roseville, California. Separate units are dedicated to claims, with a unit of three professional staff administering general liability, employment practices liability, and property (GL/EPL/PR) claims and four professionals handling WC. One administrative position supports GL/EPL/PR claims and two support WC. Oversight within each unit is provided by a Claims Manager who reports to the ACWA/JPIA Chief Executive Officer (CEO).

Claims for both units are administered using Ventiv Technology's *iVOS*® platform, a user-friendly, web-based system which records financial and statistical data and allows adjusters to document their activities in an electronic notepad. *iVOS*® contains a document imaging component, which enables attachment of external documents and allowing claims to be maintained in a paperless environment.

To address ACWA/JPIA's requirements we:

- Reviewed ACWA/JPIA's written claims administration procedures;
- Interviewed claims management regarding:
 - Current claims administration procedures and practices; and
 - Workflows.
- Reviewed reports provided to the California Office of Self Insurance Plans (OSIP) for the most current two fiscal years;

- Reviewed claims data for the three most recent fiscal years;
- Selected and reviewed a sample of 50 WC indemnity, future medical, and medical only (MO) and 32 GL/EPL/PR claim files for compliance with state law, industry best practices, and ACWA/JPIA's own requirements. The sample claims lists are shown in Appendices A-1 and A-2;
- Conducted the audit remotely with two Bickmore staff as ACWA/JPIA claim files are maintained electronically without reliance on paper files. Claims administration procedures underwent no change and there were minimal changes in claims administrative staff. The WC audit took place from September 10 through October 6, 2018 and the GL/EP/PR audit was conducted from October 15 through October 18, 2018;
- Provided daily findings to ACWA/JPIA Claims Management during the audit to allow an opportunity for discussion; and
- Provided an opportunity for rebuttal to individual claim findings through October 31, 2018.

No major changes have occurred since the previous audit, conducted in 2016. Staff in both claims operations has remained stable with the exception of one new WC examiner who replaced a retirement. GL/EP/PR added a claims assistant who also handles smaller claims.

With the exception of the settlement authority process, few written procedures guide staff and with an experienced, stable staff, they continue to achieve high performance, with each unit improving overall performance from the prior audit. We continue to recommend that each claim unit establish written guidelines regarding technical claims procedures and reporting guidelines, which are certain to be useful should ACWA-JPIA experience turnover in the future. Should ACWA/JPIA desire to implement written guidelines, they are stated in our 2016 report.

Individual claim findings provided to ACWA/JPIA are not included with this report because of privacy concerns related to medical information which might be included. However, these findings have been provided to Claims Management and are available to ACWA/JPIA separately from this report.

Both units are staffed with experienced professionals and provide good service to the membership as demonstrated in the performance results.

We find the GL/EPL/PR team effective in administering claims for ACWA/JPIA, achieving an overall performance level of 97%, a “Superior” performance assessment based on the grading approach and recommended performance evaluation shown in Exhibit I-1. All individual claims components meet or exceed industry best practices with twelve components scoring “superior” and two scoring “commendable”.

We also find the WC team effectively administering claims of members’ injured employees, achieving a 96% overall performance level, with ten individual “superior” component scores, and two each scoring “commendable” and “acceptable.”

To arrive at our performance result, each claim shown in Appendices A-1 and A-2 was graded on the fourteen components shown in Exhibits I-2 (GL/EPL/PR) I-4 WC. These exhibits summarize the “Scoring By Technical Component with Financials” separately for GL/EPL/PR and WC. The same results are shown graphically in Exhibits I-3 and I-5. All four exhibits compare 2016 performance with the current results.

Our performance assessment methodology is described in Exhibit I-1.

We make recommendations to enhance performance for component results below Commendable, or when subcomponents or criteria are scored below Acceptable.

To improve performance we recommend implementing the enhancements discussed in Exhibits I-6 and I-7.

Chapters II and III provide detail on findings and recommendations separately for the GL/EPL/PR unit and the WC unit. Chapters are captioned to provide:

- The components of a professional claims administration program;
- Explanation of our findings of how well ACWA/JPIA complies with industry best practices, state and federal laws, and ACWA/JPIA’s own requirements; and
- Our evaluation of performance.

Within each section we describe our:

- Understanding of industry best practices and applicable policies and procedures;
- Audit findings; and
- Recommendations for improved performance.

We recommend our report be read in its entirety.

Exhibit I-1 Performance Assessment Methodology

To arrive at our performance assessment, we evaluate 14 separate claims handling components for each claim. Components are listed in Exhibits I-2 for L/PR and I-4 for WC. For each component we ask several questions¹ (criteria) which may be answered “Yes,” “No,” or “Not Applicable” as they relate to whether performance requirements (expectations) are met for that claim.

For each claim we review, we provide a scoring form with details to ACWA Claims Management and consider feedback provided. The auditor provides a narrative explanation for any “No” finding. Details of these feedback forms are not provided with this report because of potential confidentiality issues, but will be provided to ACWA upon request.

Evaluation	Criteria
Yes	Complete compliance with industry standards and internal requirements. File reflects active steps are taken to resolve claim.
No	Lack of compliance with industry standards or internal requirements. Evidence of substandard claims handling, creating exposure to additional costs.
Not Applicable	The claim does not present a need for claims handling in the component area.

Findings for ‘Yes’ are divided by possible findings (‘yes’ plus ‘no’ findings) to determine the percentage of compliance. Performance assessment is shown below.

Performance	Average Grade
Superior	96% - 100%
Commendable	91% - 95%
Acceptable	85% - 90%
Requires Improvement	Below 85%

¹ Questions (criteria) total 94 for L&PR and 103 for WC.

Exhibit I-3
Grading Summary Graph – Liability and Property

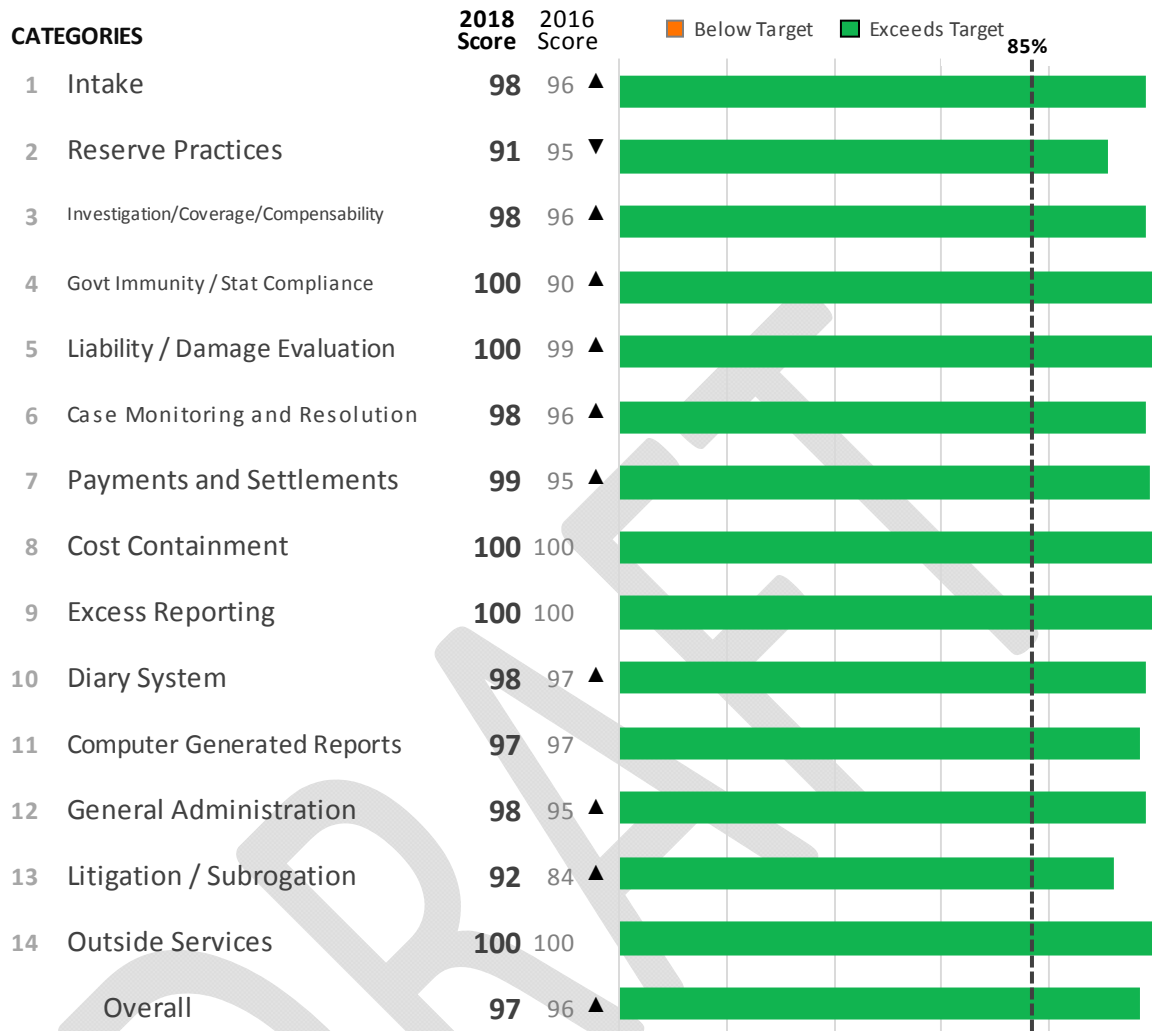
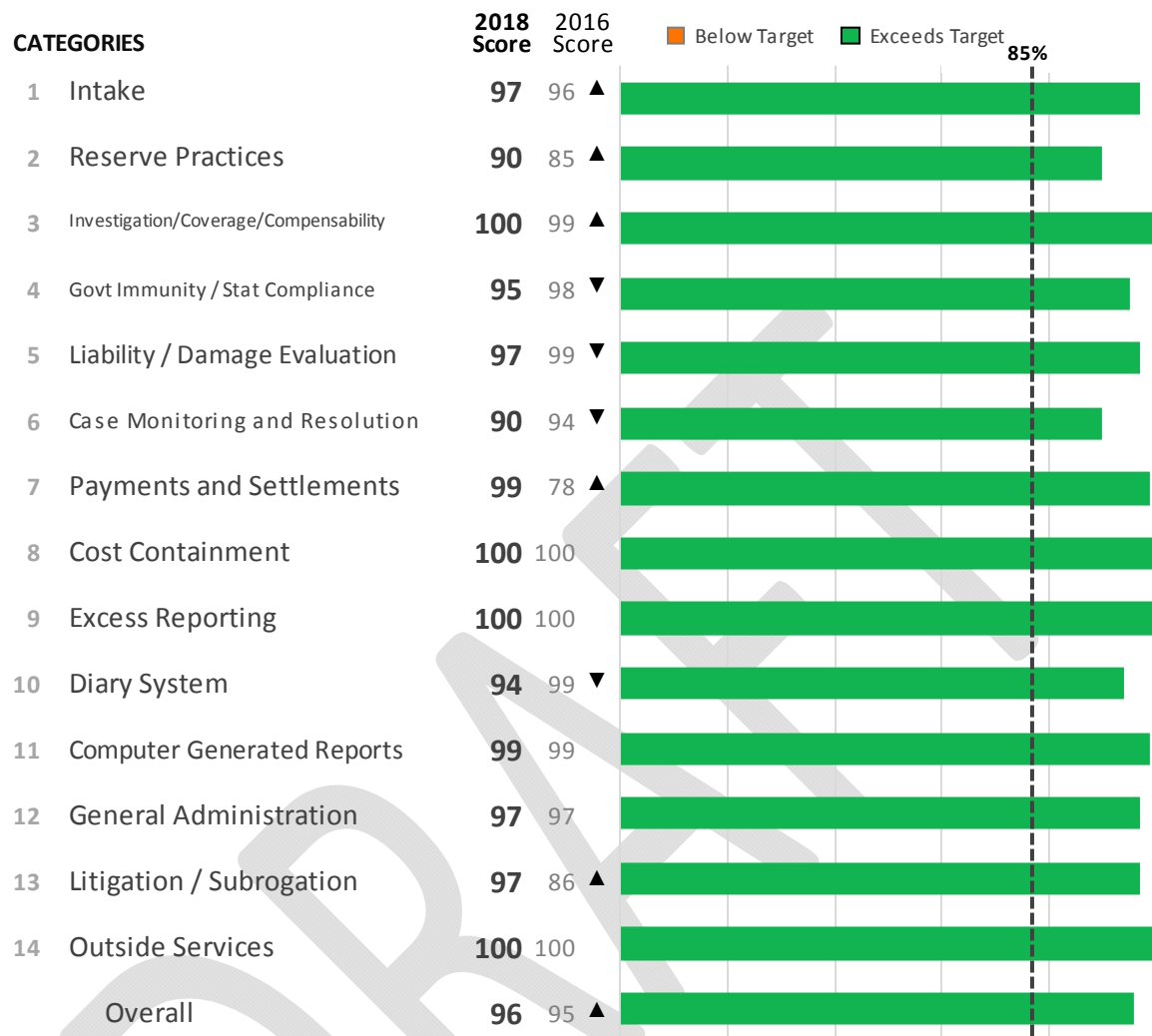


Exhibit I-5
Grading Summary Graph – Workers' Compensation



ACWA JPIA
Captive Insurance Company update
March 21, 2019

BACKGROUND

At the November 26, 2018 meeting, the Board of Directors approved JPIA staff to proceed with forming a Captive Insurance Company.

CURRENT SITUATION

Staff will provide an update at the meeting.

RECOMMENDATION

None, informational only.

ACWA JPIA
Captive Insurance Company (possible action item)
March 21, 2019

BACKGROUND

At the November 26, 2018 meeting, the Board of Directors approved JPIA staff to proceed with forming a Captive Insurance Company.

CURRENT SITUATION

JPIA staff: Andy Sells, Robert Greenfield, and David deBernardi; along with Executive Committee member, Thomas Cuquet, traveled to Utah on March 14-15, 2019 to meet with the Captive attorney, Lorin Barker, and the insurance commissioner for the State of Utah.

This agenda item is included should the need develop as a result of the March 14-15 meetings.

RECOMMENDATION

To be determined.

ACWA JPIA
Qualified Candidates for the upcoming Executive Committee
and California Water Insurance Fund Board Elections
March 21, 2019

BACKGROUND

The JPIA's Bylaws provide that the Executive Committee be a Committee elected by the Board of Directors and that each position be elected for a four-year term and that elections be held in every odd numbered year.

There will also be an election for two positions on the newly formed California Water Insurance Fund (an ACWA JPIA Captive Insurance Company). The seven-member captive Board is to be made up of four current Executive Committee members, a resident of Utah (the attorney retained to set up the captive) and two members who are elected from the JPIA's Board of Directors at large.

CURRENT SITUATION

There will be an election during the Board of Directors' meeting scheduled for May 6, 2019, at the Marriott Hotel in Monterey. This election will fill four Executive Committee member positions, for their complete terms of four years each. There are two incumbents running (E.G. "Jerry" Gladbach, Santa Clarita Valley Water Agency, and Bruce Rupp, Humboldt Bay Municipal Water District) and two positions that are currently vacant.

A second election will be held for the two positions on the California Water Insurance Fund Board. For the initial term, they will be filled for three years each. Thereafter, they will be two-year terms. Any candidate, who is elected to a position on the Executive Committee during the election on May 6, will be ineligible for the Captive election.

The deadline date to qualify to be on the ballots for both elections is March 22, 2019.

A list of qualified candidates (thus far) will be presented at the March 21, 2019, Executive Committee meeting.

RECOMMENDATION

None, informational only.

ACWA JPIA
Salary Schedule
March 21, 2019

BACKGROUND

The Executive Committee must approve all changes to the Salary Schedule in order to be in compliance with CalPers requirements.

CURRENT SITUATION

The Lead Member Services Representative position was created and approved in 2018, but the schedule was not updated. This corrects that oversight.

RECOMMENDATIONS

That the Executive Committee to approve the corrected JPIA Salary Schedule, as presented.

ACWA JPIA Staff

Pay Schedule

Revision Date: March 21, 2019

Job Title	Exempt/ Non-Exempt	Grade	Annual Salary Range	
			Minimum	Maximum
Chief Executive Officer	Exempt	85	213,702	320,553
Director of Finance	Exempt	68	140,444	210,666
Director of Human Resources & Administration	Exempt	68	140,444	210,666
Director of Insurance Services	Exempt	68	140,444	210,666
General Counsel	Exempt	68	140,444	210,666
Employee Benefits Manager	Exempt	58	109,714	164,572
Finance Manager	Exempt	52	94,606	141,910
Liability and Property Claims Manager	Exempt	52	94,606	141,910
Risk Control Manager	Exempt	52	94,606	141,910
Workers' Compensation Manager	Exempt	52	94,606	141,910
Lead Risk Control Advisor South	Exempt	48S	90,048	135,072
Senior Risk Control Advisor South	Exempt	45S	85,709	128,563
Cost Estimator Risk Control Advisor	Exempt	45	79,589	119,384
Senior Risk Control Advisor	Exempt	45	79,589	119,384
IT Solution Developer	Non-Exempt	44	77,648	116,472
Lead Accountant	Non-Exempt	42	73,906	110,860
Lead Benefits Analyst	Non-Exempt	42	73,906	110,860
Lead Member Services Representative	Non-Exempt	42	73,906	110,860
Lead Sr. Claims Adjuster	Exempt	42	73,906	110,860
Lead Sr. Workers' Compensation Examiner	Exempt	42	73,906	110,860
Senior Claims Examiner	Exempt	40	70,345	105,518
Senior Workers' Compensation Examiner	Exempt	40	70,345	105,518
System/Network Administrator	Non-Exempt	38	66,956	100,433
Training Specialist	Non-Exempt	38	66,956	100,433
Software Developer	Non-Exempt	36	63,729	95,594
Employee Benefits Account Manager	Non-Exempt	32S	62,175	93,262
Member Services Representative II	Non-Exempt	32	57,736	86,603
Risk Control Advisor	Non-Exempt	32	57,736	86,603
Executive Assistant	Non-Exempt	30	54,954	82,430
Publications & Web Editor	Non-Exempt	29	53,613	80,420
Benefits Analyst II	Non-Exempt	28	52,306	78,458
Benefits System Analyst	Non-Exempt	28	52,306	78,458
Human Resource Coordinator	Non-Exempt	28	52,306	78,458
Workers' Compensation Examiner	Non-Exempt	26	49,785	74,678
Administrative Assistant III	Non-Exempt	24	47,386	71,079
Benefits Administrator II	Non-Exempt	24	47,386	71,079
Benefits Analyst I	Non-Exempt	24	47,386	71,079
Claims Assistant	Non-Exempt	24	47,386	71,079
Accountant III	Non-Exempt	22	45,103	67,654
Benefits Administrator I	Non-Exempt	22	45,103	67,654
Accountant II	Non-Exempt	20	42,930	64,394
Administrative Assistant II	Non-Exempt	20	42,930	64,394
Administrative Assistant I	Non-Exempt	18	40,861	61,292
Office Assistant II	Non-Exempt	15	37,944	56,915
Receptionist/Office Assistant	Non-Exempt	11	37,944	56,915
Office Assistant	Non-Exempt	9	32,719	49,078
Retired Annuityants			Hourly	Hourly
Special Projects Advisor	Non-Exempt	Ret An	55	80



FINANCE & AUDIT COMMITTEE MEETING

AGENDA

JPIA Executive Conference Room
2100 Professional Drive, Roseville, CA 95661
(800) 231-5742 - WWW.ACWAJPIA.COM

Monday, March 20, 1:00 PM

WebEx call-in: (855) 749-4750; Access code: 805 120 318; Password: 1234

This meeting shall consist of a simultaneous WebEx teleconference call at the ACWA JPIA, 2100 Professional Drive, Roseville, CA 95661 and the following remote sites:

- Corder – 10440 Ashford Street, Rancho Cucamonga
- Kilic – 3101 Forest Lake Road, Pebble Beach
- Ruettgers – 3200 Rio Mirada Drive, Bakersfield

WELCOME

CALL TO ORDER AND ANNOUNCEMENT OF QUORUM

ANNOUNCEMENT RECORDING OF MEETING This meeting may be recorded to assist in preparation of minutes. Recordings will only be kept 30 days following the meeting, as mandated by the California Brown Act.

EVACUATION PROCEDURES

PUBLIC COMMENT Members of the public will be allowed to address the Finance & Audit Committee on any agenda item prior to the Committee's decision on the item. They will also be allowed to comment on any issues that they wish which may or may not be on the agenda. If anyone present wishes to be heard, please let the Chairman know.

INTRODUCTIONS

ADDITIONS TO OR DELETIONS FROM THE AGENDA

Presenter

Phillips * I. Approval of minutes of the meeting of September 17, 2018.

All II. Report on meetings attended on behalf of the JPIA.

deBernardi * III. Review and take action on Comprehensive Annual Financial Report for year ended September 30, 2018.

Presenter

- deBernardi * **IV.** Review and take action on the Proposed Operating Budget for Fiscal Year 2019-20.
- Meacham * **V.** Long Term Investment Portfolio update.
- Sells * **VI.** Update and review Captive Status Report.
- Phillips * **VII.** Announce next meeting date: September 17, 2018.

ADJOURN

*Related items enclosed.

Americans With Disabilities Act – *The JPIA conforms to the protections and prohibitions contained in Section 202 of the Americans with Disabilities Act of 1990 and the Federal Rules and Regulations adopted in implementation thereof. A request for disability-related modification or accommodation, in order to participate in a public meeting of the JPIA, shall be made to: Cece Reynolds, Accountant II, ACWA JPIA, PO Box 619082, Roseville, CA 95661-9082; telephone (916) 786-5742. The JPIA's normal business hours are Monday – Friday, 7:30 a.m. to 4:30 p.m. (Government Code Section 54954.2, subdivision. (a)(1).)*

Written materials relating to an item on this Agenda that are distributed to the JPIA's Finance & Audit Committee within 72 hours before it is to consider the item at its regularly scheduled meeting will be made available for public inspection at the JPIA, 2100 Professional Drive, Roseville, CA 95661-3700; telephone (916) 786-5742. The JPIA's normal business hours are Monday – Friday, 7:30 a.m. to 4:30 p.m.



YOUR BEST PROTECTION

RISK MANAGEMENT COMMITTEE MEETING

AGENDA

JPIA Executive Conference Room
2100 Professional Drive, Roseville, CA 95661
(800) 231-5742 - WWW.ACWAJPIA.COM

Wednesday, March 20, 2019, 10:00 A.M.

WEBEX CALL IN: (855) 749-4750: ACCESS CODE: 805 944 154: PASSWORD: 1234

This meeting shall consist of a simultaneous WebEx teleconference call at the ACWA Joint Powers Insurance Authority, 2100 Professional Drive, Roseville, CA 95661 and the following remote sites:

- Kuhn – 337 W. Foothill Blvd., Glendora
- Welch – 12152 Road 28 ¼, Madera

WELCOME

CALL TO ORDER AND ANNOUNCEMENT OF QUORUM

ANNOUNCEMENT RECORDING OF MEETING This meeting may be recorded to assist in preparation of minutes. Recordings will only be kept 30 days following the meeting, as mandated by the California Brown Act.

EVACUATION PROCEDURES

PUBLIC COMMENT Members of the public will be allowed to address the Risk Management Committee on any agenda item prior to the Committee's decision on the item. They will also be allowed to comment on any issues that they wish which may or may not be on the agenda. If anyone present wishes to be heard, please let the Chairperson know.

INTRODUCTIONS

ADDITIONS TO OR DELETIONS FROM THE AGENDA

Presenter

I. CONSENT AGENDA

Tiegs

- * A. Approve the minutes of the meeting of March 19, 2018.

Tiegs

- B. Report on meetings attended on behalf of the JPIA.

Presenter

II. RISK CONTROL DEPARTMENT UPDATE

- Barake * A. Review the H.R. LaBounty Safety Awards Program.
- Barake * B. Review and make recommendation on the Proposed Risk Control Grant Program.
- Barake * C. Risk Assessment Meetings: Injury and Illness Prevention Program Review.

III. LOSS REPORTS

- Sells * A. Review Claims Analysis for Liability, Property, and Workers' Compensation Programs.

IV. RISK CONTROL DEPARTMENT STAFFING

- Thesing * A. Staffing Update.

V. ADMINISTRATION/TRAINING

- Slaven * A. Training Update.

VI. UPCOMING MEETING(S)

- Tiegs A. There are no additional meetings scheduled for the remainder of the year.

ADJOURN

*Related items enclosed.

Americans With Disabilities Act – The JPIA conforms to the protections and prohibitions contained in Section 202 of the Americans with Disabilities Act of 1990 and the Federal Rules and Regulations adopted in implementation thereof. A request for disability-related modification or accommodation, in order to participate in a public meeting of the JPIA, shall be made to: Terry Lofing, Administrative Assistant II, ACWA JPIA, PO Box 619082, Roseville, CA 95661-9082; telephone (916) 786-5742. The JPIA's normal business hours are Monday – Friday, 7:30 a.m. to 4:30 p.m. (Government Code Section 54954.2, subdivision. (a)(1).)

Written materials relating to an item on this Agenda that are distributed to the JPIA's Risk Management Committee within 72 hours before it is to consider the item at its regularly scheduled meeting will be made available for public inspection at ACWA JPIA, 2100 Professional Drive, Roseville, CA 95661-3700; telephone (916) 786-5742. The JPIA's normal business hours are Monday – Friday, 7:30 a.m. to 4:30 p.m.

HANDOUT

ACWA JPIA Significant Claims March 21, 2019

BACKGROUND

The Executive Committee has requested to be kept abreast of settlements on those claims that had been previously presented for authority. The following cases have been settled since this Committee's last meeting.

CURRENT SITUATION

Gullo v. Serrano Water District

This claim involved a water main rupturing and damaging the claimant's yard and home. The claim was resolved for a total of \$742,124.57. The JPIA then pursued recovery from a plumbing company who had shut the district's valve without permission, which staff argued to have contributed to the cause of the loss. Staff was able to secure recovery from their liability carrier in the amount of \$380,509.05. The JPIA also received recovery of \$49,390.92 for damages to the district's property, which totaled \$99,081.89.

Metro Acura v. Monte Vista Water District

This claim involved a water line that ruptured next to an auto dealership and damaged 11 vehicles with rocks, water, mud, etc. Staff was able to resolve all claims for a total of \$223,639.74.

RECOMMENDATION

None, informational only.

ACWA JPIA
Membership Approval Request
March 21, 2019

DISTRICT INFORMATION

	<u>Program</u>	<u>Join Date</u>
Alameda County Water District	Liability	July 1, 2019
Fremont, CA	Property	July 1, 2019
Alameda County	Workers' Comp.	July 1, 2019
	Employee Benefits	July 1, 2012
Date Formed:	1927	
Type of Agency:	County Water District	
Date Joined ACWA:	1971	

LINES OF COVERAGE

<u>Program</u>	<u>TIVs/Payroll</u>	<u>Quoted Premium</u>	<u>Current Carrier</u>
Liability	\$ 28,620,007	\$ 444,357	SDRMA
Property	\$ 101,497,761	\$ 105,569	SDRMA
Work Comp	\$ 28,620,007	\$ 572,655	SDRMA

BACKGROUND

The Alameda County Water District provides drinking water to more than 83,000 customers in the cities of Fremont, Newark and Union City. The distribution system is comprised of three treatment facilities, 13 reservoirs and tanks, and 900 miles of distribution pipelines. The District has 230 employees, and five Board of Directors.

Loss History:

- 35 Liability losses in the past five years with values ranging from \$0 to \$200,000 per loss. The 5-year average claim size is \$11,915.
- 24 Property losses in the past five years, of which the majority were auto physical damage. The 5-year average claim amount is \$1,286.
- 5-year average claim amount for Workers' Compensation is \$15,410. The calculated 2019 experience modification factor is 122%.

RECOMMENDATION

That the Executive Committee approve Alameda County Water District's application for admission into the Liability, Property, and Workers' Compensation Programs effective July 1, 2019.

ACWA JPIA
Membership Approval Request
March 21, 2019

DISTRICT INFORMATION

Santa Clarita Valley GSA Santa Clarita, CA Los Angeles County	<u>Program</u> Liability	<u>Join Date</u> Applying
---	-----------------------------	------------------------------

Date Formed:	2018
Type of Agency:	Groundwater Sustainability Agency
Date Joined ACWA:	Applying

LINES OF COVERAGE

<u>Program</u>	<u>Payroll</u>	<u>Quoted Premium</u>	<u>Current Carrier</u>
Liability	\$0	\$1,688	N/A

BACKGROUND

A group of four agencies entered into an Agreement on October 4, 2018 to form the Santa Clarita Valley Groundwater Sustainability Agency. The Santa Clarita Valley Water Agency will provide all administrative services; there is a formal written agreement. Current GSA membership is as follows:

Members	Existing JPIA Member Programs Participation
City of Los Angeles	No
County of Los Angeles	No
Los Angeles County Waterworks District No. 36 Val Verde	No
Santa Clarita Valley Water Agency	Yes, since 1979; Liability, Property, Work Comp. & Employee Benefits

RECOMMENDATION

That the Executive Committee approve Santa Clarita Valley Groundwater Sustainability Agency's application for admission to the Liability Program.

ACWA JPIA
Membership Approval Request
March 21, 2019

DISTRICT INFORMATION

		<u>Program</u>	<u>Join Date</u>
El Dorado Irrigation District		Liability	Applying
Placerville, CA		Property	Applying
El Dorado County		Workers' Comp.	July 1, 2007
Date Formed:	1925		
Type of Agency:	Irrigation District		
Date Joined ACWA:	1926		

LINES OF COVERAGE

<u>Program</u>	<u>TIVs/Payroll</u>	<u>Quoted Premium</u>	<u>Current Carrier</u>
Liability	\$ 17,453,691	\$ 301,710	JPRIMA
Property	\$ 75,265,230	\$ 96,614	JPRIMA

BACKGROUND

El Dorado Irrigation District is currently in the JPIA's Workers' Compensation program and is seeking membership into the Liability and Property Programs effective April 1, 2019. El Dorado Irrigation District is a water utility agency serving nearly 100,000 residents in northern California's El Dorado County. The District holds water rights that date back to the gold rush days.

El Dorado Irrigation District's facilities and delivery infrastructure for drinking water include 1,200 miles of pipeline, 40 miles of ditches, 6 treatment plants, 33 storage reservoirs and 21 pumping stations. The wastewater treatment system operates 58 lift stations, 300 miles of pipeline and 5 treatment facilities. The El Dorado Hills and Deer Creek wastewater treatment plants produce 2,500 acre-feet of recycled water each year; water that is used to irrigate front and back yards at more than 3,000 homes as well as commercial and public landscapes.

Staff reviewed El Dorado Irrigation District's Liability and Property loss history reports for the past five years. The District is average in comparison to members of similar size.

RECOMMENDATION

That the Executive Committee approve El Dorado Irrigation District's application for admission into the Liability and Property Programs effective April 1, 2019.

ACWA JPIA
Mojave Water Agency
March 21, 2019

BACKGROUND

The JPIA Memorandum of Liability Coverage regarding members' new operations engaged in, after inception of the coverage period, requires that certain types of exposures must receive the approval of the Executive Committee. These exposures are levee maintenance and hydroelectric generation services which represent an increased exposure to the Liability Program.

CURRENT SITUATION

Mojave Water Agency is completing its first hydroelectric facility and anticipates to be in operation by May 2019. The Deep Creek Hydroelectric Project is clean-energy system located at their existing flow control facility. It is designed to generate electricity while importing water from the California Aqueduct to the groundwater basin in the Victor Valley area.

Mojave Water Agency operations staff will operate the facility. Maintenance will be incorporated into the District's current maintenance program. The operations staff will provide most of the maintenance and contract for other electrical/mechanical specialist when needed. The District will also be adding the hydroelectric facility our property program, with a total insurable value of approximately \$4.3 million.

RECOMMENDATION

That the Executive Committee approve the hydroelectric operations for Mojave Water Agency.

ACWA JPIA
CEO Update
March 21, 2019

BACKGROUND

This is a standing item on Executive Committee agendas.

CURRENT SITUATION

The JPIA's Chief Executive Officer, Andy Sells, will update the Executive Committee on relevant current issues, progress on the Goals & Objectives set for 2018, and potential future opportunities and challenges.

- Goals & Objectives for 2019
 - Present for Board of Directors' approval, and implement if approved, Captive Insurance Company.
 - Develop and deliver Board training on requested topics throughout the state.
 - Expand membership outreach.
 - Finalize JPIA organizational core values and integrate into future planning.
 - Explore and expand use of technology to mine information and streamline, processes in order to better serve the pool (i.e. upgrade website, expand existing reporting capabilities, research new technology and software).
- ACWA DC Conference
- Other

RECOMMENDATION

None, informational only.



JPIA MEETING & CONFERENCE CALENDAR – 2019

MEETING DATES	BOARD OF DIRECTORS	EXECUTIVE	PERSONNEL	FINANCE & AUDIT	PROGRAMS				RISK MGMT
					Emp. Benefits	Liability	Property	Work Comp	
JAN 16			10:00 AM ONTARIO						
JAN 29		8:30 AM							
MAR 20				1:00 PM					10:00 AM
MAR 21		8:30 AM							
MAY 6	1:30 PM	10:30 AM					8:00 AM	9:15 AM	

ACWA CONFERENCE MAY 7 TO 10 – MONTEREY

MAY 30			12:00 PM ONTARIO						
JUNE 4		8:30 AM							
JUNE 24		1:00 PM			9:00 AM				
SEPT 9		1:00 PM		10:15 AM		8:30 AM			

CAJPA CONFERENCE SEPTEMBER 10 TO 13 – SOUTH LAKE TAHOE CA

Nov 5		8:30 AM							
DEC 2	1:30 PM	10:30 AM							

ACWA CONFERENCE DECEMBER 3 TO DECEMBER 6 – SAN DIEGO

from 01/01/2019
to 01/15/2019

ACWA Joint Powers Insurance Authority

Sorted By Check

Claims Payment Report

<u>Check Date</u>	<u>Check Number</u>	<u>District Name</u>	<u>Claim Date</u>	<u>Transaction Type</u>	<u>Amount</u>
01/02/2019	206585	Montecito Water District	12/10/2017	Property - Expense	1,443.30
01/02/2019	206586	Rancho California Water District	05/30/2018	Liability - Expense	2,115.00
01/02/2019	206587	Crescenta Valley Water District	11/08/2018	Liability - Property Damage	1,040.58
01/02/2019	206588	Helix Water District	03/31/2017	Liability - Expense	122.31
01/02/2019	206589	West Valley Water District	01/26/2017	Liability - Expense	85.50
01/02/2019	206590	West Valley Water District	01/26/2017	Liability - Expense	256.40
01/02/2019	206591	West Valley Water District	01/26/2017	Liability - Expense	142.29
01/02/2019	206592	West Valley Water District	01/26/2017	Liability - Expense	71.58
01/02/2019	206593	West Valley Water District	01/26/2017	Liability - Expense	111.04
01/02/2019	206594	South Coast Water District	08/20/2018	Physical therapy	229.93
01/02/2019	206595	Goleta Water District	04/18/2018	Anesthesiologist	648.71
01/02/2019	206596	Merced Irrigation District	09/25/2007	Medical, general	180.76
01/02/2019	206597	El Toro Water District	05/31/2018	Physical therapy	93.66
01/02/2019	206598	El Toro Water District	05/31/2018	Physical therapy	195.54
01/02/2019	206599	El Toro Water District	05/31/2018	Physical therapy	99.59
01/02/2019	206600	Rowland Water District	11/16/2018	Medical, general	108.17
01/02/2019	206601	Rowland Water District	11/16/2018	Medical, general	108.17
01/02/2019	206602	Bard Water District	08/20/2012	Medical, general	108.77
01/02/2019	206603	Desert Water Agency	04/16/2018	Med/Legal evaluation	3,125.00
01/02/2019	206604	El Toro Water District	11/15/2018	Bill Review Fee	8.50
01/02/2019	206604	El Toro Water District	11/15/2018	Bill Review Fee	1.21
01/02/2019	206604	Berrenda Mesa Water District	02/25/2013	Bill Review Fee	8.50
01/02/2019	206604	Berrenda Mesa Water District	02/25/2013	Bill Review Fee	2.83
01/02/2019	206604	Berrenda Mesa Water District	02/25/2013	Bill Review Fee	8.50
01/02/2019	206604	Berrenda Mesa Water District	02/25/2013	Bill Review Fee	5.24
01/02/2019	206604	El Dorado Irrigation District	10/15/2018	Bill Review Fee	8.50
01/02/2019	206604	Humboldt Bay Municipal Water District	04/14/2017	Bill Review Fee	8.50
01/02/2019	206604	Humboldt Bay Municipal Water District	04/14/2017	Bill Review Fee	4.01
01/02/2019	206604	Tehachapi-Cummings County Water Distri	07/11/2017	Bill Review Fee	8.50
01/02/2019	206604	Tehachapi-Cummings County Water Distri	07/11/2017	Bill Review Fee	5.53
01/02/2019	206604	Calleguas Municipal Water District	02/14/2017	Bill Review Fee	8.50
01/02/2019	206604	Calleguas Municipal Water District	02/14/2017	Bill Review Fee	21.78
01/02/2019	206604	Moulton Niguel Water District	02/08/2012	Bill Review Fee	8.50
01/02/2019	206604	Moulton Niguel Water District	02/08/2012	Bill Review Fee	3.76
01/02/2019	206604	Moulton Niguel Water District	02/08/2012	Bill Review Fee	10.04
01/02/2019	206604	Sierra Lakes County Water District	09/13/2018	Bill Review Fee	8.50
01/02/2019	206604	Sierra Lakes County Water District	09/13/2018	Bill Review Fee	10.11
01/02/2019	206604	Solano Irrigation District	02/09/2012	Bill Review Fee	8.50
01/02/2019	206604	Palmdale Water District	11/13/2017	Bill Review Fee	8.50
01/02/2019	206604	Palmdale Water District	11/13/2017	Bill Review Fee	30.71
01/02/2019	206604	Sweetwater Authority	11/28/2018	Bill Review Fee	8.50
01/02/2019	206604	El Dorado Irrigation District	08/13/2008	Bill Review Fee	8.50
01/02/2019	206604	El Dorado Irrigation District	08/13/2008	Bill Review Fee	0.62

from 01/01/2019
to 01/15/2019

ACWA Joint Powers Insurance Authority

Sorted By Check

Claims Payment Report

<u>Check Date</u>	<u>Check Number</u>	<u>District Name</u>	<u>Claim Date</u>	<u>Transaction Type</u>	<u>Amount</u>
01/02/2019	206604	Merced Irrigation District	11/09/2018	Bill Review Fee	8.50
01/02/2019	206604	Merced Irrigation District	11/09/2018	Bill Review Fee	4.49
01/02/2019	206604	Mesa Water District	11/05/2018	Bill Review Fee	8.50
01/02/2019	206604	Mesa Water District	11/05/2018	Bill Review Fee	6.67
01/02/2019	206604	Mesa Water District	11/05/2018	Bill Review Fee	8.50
01/02/2019	206604	Mesa Water District	11/05/2018	Bill Review Fee	1.71
01/02/2019	206604	Fallbrook Public Utility District	09/11/2018	Bill Review Fee	8.50
01/02/2019	206604	Fallbrook Public Utility District	09/11/2018	Bill Review Fee	2.09
01/02/2019	206604	Berrenda Mesa Water District	07/27/2016	Bill Review Fee	8.50
01/02/2019	206604	Berrenda Mesa Water District	07/27/2016	Bill Review Fee	2.83
01/02/2019	206604	Vallecitos Water District	10/22/2018	Bill Review Fee	8.50
01/02/2019	206604	Vallecitos Water District	10/22/2018	Bill Review Fee	2.43
01/02/2019	206604	Vallecitos Water District	10/22/2018	Bill Review Fee	8.50
01/02/2019	206604	Vallecitos Water District	10/22/2018	Bill Review Fee	1.54
01/02/2019	206604	Western Municipal Water District	03/02/2015	Bill Review Fee	8.50
01/02/2019	206604	Western Municipal Water District	03/02/2015	Bill Review Fee	5.32
01/02/2019	206604	Western Municipal Water District	03/02/2015	Bill Review Fee	8.50
01/02/2019	206604	Western Municipal Water District	03/02/2015	Bill Review Fee	5.48
01/02/2019	206604	Western Municipal Water District	03/02/2015	Bill Review Fee	8.50
01/02/2019	206604	Western Municipal Water District	03/02/2015	Bill Review Fee	5.48
01/02/2019	206604	Elsinore Valley Municipal Water District	05/05/2014	Bill Review Fee	8.50
01/02/2019	206604	Elsinore Valley Municipal Water District	05/05/2014	Bill Review Fee	5.48
01/02/2019	206604	Clearlake Oaks County Water District	01/12/2015	Bill Review Fee	8.50
01/02/2019	206604	Clearlake Oaks County Water District	01/12/2015	Bill Review Fee	10.80
01/02/2019	206604	Clearlake Oaks County Water District	01/12/2015	Bill Review Fee	8.50
01/02/2019	206604	Clearlake Oaks County Water District	01/12/2015	Bill Review Fee	3.73
01/02/2019	206604	Joshua Basin Water District	12/04/2018	Bill Review Fee	8.50
01/02/2019	206604	Joshua Basin Water District	12/04/2018	Bill Review Fee	2.78
01/02/2019	206604	Joshua Basin Water District	12/04/2018	Bill Review Fee	8.50
01/02/2019	206604	Joshua Basin Water District	12/04/2018	Bill Review Fee	1.42
01/02/2019	206604	Sweetwater Authority	09/01/2017	Bill Review Fee	8.50
01/02/2019	206604	Mesa Water District	07/16/2018	Bill Review Fee	8.50
01/02/2019	206604	Mesa Water District	07/16/2018	Bill Review Fee	5.27
01/02/2019	206604	Mesa Water District	07/16/2018	Bill Review Fee	8.50
01/02/2019	206604	Mesa Water District	07/16/2018	Bill Review Fee	5.27
01/02/2019	206604	Sweetwater Authority	10/31/2018	Bill Review Fee	8.50
01/02/2019	206604	Pebble Beach Community Services Distric	08/09/2018	Bill Review Fee	8.50
01/02/2019	206604	Pebble Beach Community Services Distric	08/09/2018	Bill Review Fee	10.99
01/02/2019	206604	Merced Irrigation District	03/17/2009	Bill Review Fee	8.50
01/02/2019	206604	Merced Irrigation District	03/17/2009	Bill Review Fee	3.42
01/02/2019	206604	Thermalito Water & Sewer District	10/30/2018	Bill Review Fee	8.50
01/02/2019	206604	Thermalito Water & Sewer District	10/30/2018	Bill Review Fee	5.16
01/02/2019	206604	Thermalito Water & Sewer District	10/30/2018	Bill Review Fee	8.50
01/02/2019	206604	Thermalito Water & Sewer District	10/30/2018	Bill Review Fee	13.23

from 01/01/2019
to 01/15/2019

ACWA Joint Powers Insurance Authority

Sorted By Check

Claims Payment Report

<u>Check Date</u>	<u>Check Number</u>	<u>District Name</u>	<u>Claim Date</u>	<u>Transaction Type</u>	<u>Amount</u>
01/02/2019	206604	Santa Clarita Valley Water Agency	10/23/2018	Bill Review Fee	3.03
01/02/2019	206604	Wheeler Ridge-Maricopa Water Storage D	04/09/2015	Bill Review Fee	8.50
01/02/2019	206604	Wheeler Ridge-Maricopa Water Storage D	04/09/2015	Bill Review Fee	1.87
01/02/2019	206604	Santa Fe Irrigation District	05/02/2018	Bill Review Fee	8.50
01/02/2019	206604	Santa Fe Irrigation District	05/02/2018	Bill Review Fee	13.26
01/02/2019	206604	Water Employee Services Authority	12/10/2018	Bill Review Fee	8.50
01/02/2019	206604	Water Employee Services Authority	12/10/2018	Bill Review Fee	7.16
01/02/2019	206604	Merced Irrigation District	07/15/2018	Bill Review Fee	8.50
01/02/2019	206604	Merced Irrigation District	07/15/2018	Bill Review Fee	11.06
01/02/2019	206604	San Juan Water District	10/12/2016	Bill Review Fee	8.50
01/02/2019	206604	San Juan Water District	10/12/2016	Bill Review Fee	1.42
01/02/2019	206604	Orange County Water District	10/16/2018	Bill Review Fee	8.50
01/02/2019	206604	Orange County Water District	10/16/2018	Bill Review Fee	5.24
01/02/2019	206604	Orange County Water District	10/16/2018	Bill Review Fee	8.50
01/02/2019	206604	Orange County Water District	10/16/2018	Bill Review Fee	5.24
01/02/2019	206604	South Coast Water District	08/20/2018	Bill Review Fee	8.50
01/02/2019	206604	South Coast Water District	08/20/2018	Bill Review Fee	6.83
01/02/2019	206604	Goleta Water District	04/18/2018	Bill Review Fee	8.50
01/02/2019	206604	Vallecitos Water District	01/14/2016	Bill Review Fee	8.50
01/02/2019	206604	Vallecitos Water District	01/14/2016	Bill Review Fee	3.29
01/02/2019	206604	Sweetwater Authority	04/26/2012	Bill Review Fee	8.50
01/02/2019	206604	Sweetwater Authority	04/26/2012	Bill Review Fee	9.82
01/02/2019	206604	El Toro Water District	05/31/2018	Bill Review Fee	8.50
01/02/2019	206604	El Toro Water District	05/31/2018	Bill Review Fee	4.39
01/02/2019	206604	El Toro Water District	05/31/2018	Bill Review Fee	8.50
01/02/2019	206604	El Toro Water District	05/31/2018	Bill Review Fee	19.61
01/02/2019	206604	Tulare Irrigation District	03/14/2018	Bill Review Fee	8.50
01/02/2019	206604	Tulare Irrigation District	03/14/2018	Bill Review Fee	2.61
01/02/2019	206604	Mission Springs Water District	06/06/2017	Bill Review Fee	8.50
01/02/2019	206604	Palmdale Water District	03/14/2018	Bill Review Fee	8.50
01/02/2019	206604	Palmdale Water District	03/14/2018	Bill Review Fee	8.50
01/02/2019	206604	Palmdale Water District	03/14/2018	Bill Review Fee	4.41
01/02/2019	206604	Valley Center Municipal Water District	09/12/2018	Bill Review Fee	8.50
01/02/2019	206604	Valley Center Municipal Water District	09/12/2018	Bill Review Fee	0.16
01/02/2019	206604	Vista Irrigation District	07/11/2017	Bill Review Fee	8.50
01/02/2019	206604	Vista Irrigation District	07/11/2017	Bill Review Fee	2.02
01/02/2019	206605	Walnut Valley Water District	02/13/2014	Physical therapy	110.92
01/02/2019	206606	Stockton-East Water District	10/25/2018	Medical, general	49.17
01/02/2019	206607	Desert Water Agency	11/27/2018	Medical, general	141.59
01/02/2019	206608	Georgetown Divide Public Utility District	10/03/2011	Medical, general	83.02
01/02/2019	206609	Sweetwater Authority	09/01/2017	Medical, general	10.59
01/02/2019	206610	Berrenda Mesa Water District	02/25/2013	Physical therapy	118.75
01/02/2019	206611	Berrenda Mesa Water District	02/25/2013	Physical therapy	118.75
01/02/2019	206612	Yolo County Flood Control & Water Conse	11/21/1991	Life pension	84.00

from 01/01/2019
to 01/15/2019

ACWA Joint Powers Insurance Authority

Sorted By Check

Claims Payment Report

<u>Check Date</u>	<u>Check Number</u>	<u>District Name</u>	<u>Claim Date</u>	<u>Transaction Type</u>	<u>Amount</u>
01/02/2019	206613	Western Municipal Water District	09/11/2018	Medical, general	937.21
01/02/2019	206614	Fallbrook Public Utility District	10/26/2018	Medical, general	101.34
01/02/2019	206615	Byron-Bethany Irrigation District	04/25/2018	Hospital (Inpatient)	76.55
01/02/2019	206616	Merced Irrigation District	01/19/2000	Medical, general	100.39
01/02/2019	206617	Elsinore Valley Municipal Water District	05/05/2014	Pharmacy	50.13
01/02/2019	206618	Georgetown Divide Public Utility District	10/03/2011	Pharmacy	34.12
01/02/2019	206619	Solano Irrigation District	03/14/2017	Pharmacy	49.57
01/02/2019	206620	Kaweah Delta Water Conservation District	10/07/2014	Pharmacy	9.61
01/02/2019	206621	Las Virgenes Municipal Water District	02/01/2013	Pharmacy	20.48
01/02/2019	206622	Carpinteria Valley Water District	01/29/2018	Pharmacy	8.14
01/02/2019	206623	Patterson Irrigation District	08/09/2012	Medical, general	2,334.25
01/02/2019	206624	Orange County Water District	08/23/2017	Medical, general	108.17
01/02/2019	206625	Tulare Irrigation District	03/14/2018	Physical therapy	150.25
01/02/2019	206626	Mesa Water District	11/05/2018	Medical, general	250.27
01/02/2019	206627	Humboldt Bay Municipal Water District	08/04/2018	Physical therapy	209.76
01/02/2019	206628	Helix Water District	04/12/1989	Chiropractor	136.98
01/02/2019	206629	Helix Water District	10/31/2018	Medical, general	149.04
01/02/2019	206630	Santa Clarita Valley Water Agency	10/13/2015	Medical, general	96.97
01/02/2019	206631	El Dorado Irrigation District	08/23/2018	Medical, general	283.28
01/02/2019	206632	San Luis & Delta-Mendota Water Authority	05/04/2018	Medical, general	116.68
01/02/2019	206633	Santa Clarita Valley Water Agency	10/23/2018	Medical, general	153.70
01/02/2019	206634	Yuba County Water Agency	06/07/2018	TTD	1,631.35
01/03/2019	206635	Sweetwater Authority	09/01/2017	Med/Legal evaluation	500.00
01/03/2019	206636	Calleguas Municipal Water District	02/14/2017	Testing/Supplies	229.59
01/03/2019	206637	Mission Springs Water District	04/14/2015	C&R/Future Medical	4,781.25
01/03/2019	206638	Kings River Conservation District	03/02/2018	TTD	1,434.44
01/03/2019	206639	Humboldt Bay Municipal Water District	04/14/2017	Physical therapy	90.99
01/03/2019	206640	Berrenda Mesa Water District	07/27/2016	Medical, general	150.47
01/03/2019	206641	Berrenda Mesa Water District	02/25/2013	Medical, general	150.47
01/03/2019	206642	Tehachapi-Cummings County Water Distri	07/11/2017	Medical, general	293.51
01/03/2019	206643	El Toro Water District	11/15/2018	Medical, general	91.94
01/03/2019	206644	Thermalito Water & Sewer District	10/30/2018	Medical, general	299.90
01/03/2019	206645	Thermalito Water & Sewer District	10/30/2018	Medical, general	116.89
01/03/2019	206646	Stockton-East Water District	08/30/2011	Bill Review Fee	8.50
01/03/2019	206646	Stockton-East Water District	08/30/2011	Bill Review Fee	0.93
01/03/2019	206646	Humboldt Bay Municipal Water District	11/20/2018	Bill Review Fee	8.50
01/03/2019	206646	Humboldt Bay Municipal Water District	11/20/2018	Bill Review Fee	1.63
01/03/2019	206646	Paradise Irrigation District	09/15/2013	Bill Review Fee	8.50
01/03/2019	206646	Fallbrook Public Utility District	09/11/2018	Bill Review Fee	8.50
01/03/2019	206646	Fallbrook Public Utility District	09/11/2018	Bill Review Fee	2.80
01/03/2019	206646	Fallbrook Public Utility District	09/11/2018	Bill Review Fee	8.50
01/03/2019	206646	Fallbrook Public Utility District	09/11/2018	Bill Review Fee	2.80
01/03/2019	206646	Fallbrook Public Utility District	09/11/2018	Bill Review Fee	8.50
01/03/2019	206646	Fallbrook Public Utility District	09/11/2018	Bill Review Fee	2.98

from 01/01/2019
to 01/15/2019

ACWA Joint Powers Insurance Authority

Sorted By Check

Claims Payment Report

<u>Check Date</u>	<u>Check Number</u>	<u>District Name</u>	<u>Claim Date</u>	<u>Transaction Type</u>	<u>Amount</u>
01/03/2019	206646	Idyllwild Water District	09/30/2003	Bill Review Fee	8.50
01/03/2019	206646	Idyllwild Water District	09/30/2003	Bill Review Fee	0.84
01/03/2019	206646	Florin Resource Conservation District/Elk	01/03/2018	Bill Review Fee	8.50
01/03/2019	206646	Florin Resource Conservation District/Elk	06/05/2018	Bill Review Fee	8.50
01/03/2019	206646	Sweetwater Authority	08/22/2012	Bill Review Fee	8.50
01/03/2019	206646	Desert Water Agency	07/07/2018	Bill Review Fee	8.50
01/03/2019	206646	Georgetown Divide Public Utility District	10/03/2011	Bill Review Fee	8.50
01/03/2019	206646	Georgetown Divide Public Utility District	10/03/2011	Bill Review Fee	0.65
01/03/2019	206647	Carpinteria Valley Water District	03/19/2018	TTD	1,207.46
01/03/2019	206648	Vallecitos Water District	01/14/2016	Medical, general	249.83
01/03/2019	206649	Joshua Basin Water District	12/04/2018	Medical, general	211.18
01/03/2019	206650	Joshua Basin Water District	12/04/2018	Medical, general	108.17
01/03/2019	206651	South Coast Water District	08/20/2018	Medical, general	74.09
01/03/2019	206652	Merced Irrigation District	03/17/2009	Medical, general	108.31
01/03/2019	206653	Laguna Beach County Water District	01/11/2016	PPD	51.79
01/03/2019	206654	Berrenda Mesa Water District	02/25/2013	Physical therapy	118.75
01/03/2019	206655	Pebble Beach Community Services Distric	08/09/2018	Medical, general	105.10
01/03/2019	206656	Mesa Water District	07/16/2018	Physical therapy	119.58
01/03/2019	206657	Mesa Water District	07/16/2018	Physical therapy	119.58
01/03/2019	206658	Moulton Niguel Water District	02/08/2012	Medical, general	199.72
01/03/2019	206659	Sweetwater Authority	09/01/2017	TTD	1,834.66
01/03/2019	206660	El Dorado Irrigation District	08/13/2008	Medical, general	58.60
01/03/2019	206661	Florin Resource Conservation District/Elk	01/03/2018	Wage loss	91.86
01/03/2019	206662	Florin Resource Conservation District/Elk	01/03/2018	Wage loss	105.31
01/03/2019	206663	Florin Resource Conservation District/Elk	01/03/2018	Wage loss	704.71
01/03/2019	206664	Fallbrook Public Utility District	09/11/2018	Physical therapy	59.29
01/03/2019	206665	San Juan Water District	10/12/2016	Medical, general	108.17
01/03/2019	206666	Sierra Lakes County Water District	09/13/2018	Testing/Supplies	39.58
01/03/2019	206667	Palmdale Water District	11/13/2017	Hospital (Inpatient)	2,146.00
01/03/2019	206668	Orange County Water District	10/16/2018	TTD	545.00
01/03/2019	206669	South Coast Water District	08/20/2018	TTD	2,024.54
01/03/2019	206670	El Dorado Irrigation District	10/15/2018	Testing/Supplies	181.33
01/03/2019	206671	Mesa Water District	11/05/2018	Medical, general	417.65
01/03/2019	206672	Mesa Water District	11/05/2018	Medical, general	107.02
01/03/2019	206673	Western Municipal Water District	03/02/2015	Physical therapy	120.59
01/03/2019	206674	Western Municipal Water District	03/02/2015	Physical therapy	124.16
01/03/2019	206675	Western Municipal Water District	03/02/2015	Physical therapy	124.16
01/03/2019	206676	Orange County Water District	10/16/2018	Physical therapy	118.75
01/03/2019	206677	Orange County Water District	10/16/2018	Physical therapy	118.75
01/03/2019	206678	Merced Irrigation District	07/15/2018	Medical, general	250.58
01/03/2019	206679	Elsinore Valley Municipal Water District	05/05/2014	Medical, general	197.20
01/03/2019	206680	Santa Fe Irrigation District	05/02/2018	Medical, general	96.31
01/03/2019	206681	Clearlake Oaks County Water District	01/12/2015	Testing/Supplies	795.45
01/03/2019	206682	Clearlake Oaks County Water District	01/12/2015	Medical, general	198.07

from 01/01/2019
to 01/15/2019

ACWA Joint Powers Insurance Authority

Sorted By Check

Claims Payment Report

<u>Check Date</u>	<u>Check Number</u>	<u>District Name</u>	<u>Claim Date</u>	<u>Transaction Type</u>	<u>Amount</u>
01/03/2019	206683	Sweetwater Authority	11/28/2018	Medical, general	113.86
01/03/2019	206684	Solano Irrigation District	02/09/2012	Medical, general	101.39
01/03/2019	206685	Mission Springs Water District	04/14/2015	C&R/Future Medical	1,593.75
01/03/2019	206686	Water Employee Services Authority	12/10/2018	Medical, general	155.63
01/03/2019	206687	Merced Irrigation District	11/09/2018	Physical therapy	101.75
01/03/2019	206688	Vallecitos Water District	10/22/2018	Physical therapy	184.86
01/03/2019	206689	Vallecitos Water District	10/22/2018	Physical therapy	116.88
01/03/2019	206690	Wheeler Ridge-Maricopa Water Storage D	04/09/2015	Medical, general	141.86
01/03/2019	206691	Santa Clarita Valley Water Agency	10/23/2018	Chiropractor	230.14
01/03/2019	206692	Vista Irrigation District	07/11/2017	Medical, general	153.70
01/03/2019	206693	Patterson Irrigation District	08/09/2012	Medical, general	5,400.00
01/03/2019	206694	Patterson Irrigation District	08/09/2012	Bill Review Fee	8.50
01/03/2019	206694	Patterson Irrigation District	08/09/2012	Bill Review Fee	150.00
01/03/2019	206695	Water Employee Services Authority	12/10/2018	TTD	2,107.74
01/04/2019	206696	Lower Tule River Irrigation District	11/15/2018	Property - District Property	5,426.87
01/04/2019	206697	Calaveras County Water District	08/14/2018	Property - District Property	20,616.86
01/04/2019	206698	Georgetown Divide Public Utility District	09/04/2018	Liability - Expense	1,353.39
01/04/2019	206699	Oakdale Irrigation District	03/31/2017	Liability - Expense	728.65
01/04/2019	206700	Mesa Water District	10/14/2018	Property - Expense	2,904.79
01/04/2019	206701	Stockton-East Water District	08/30/2011	Medical, general	227.91
01/04/2019	206702	Valley Center Municipal Water District	09/12/2018	Medical, general	11.84
01/04/2019	206703	El Toro Water District	05/31/2018	Physical therapy	99.59
01/04/2019	206704	Palmdale Water District	03/14/2018	Physical therapy	99.86
01/04/2019	206705	El Toro Water District	05/31/2018	Medical, general	198.27
01/04/2019	206706	El Dorado Irrigation District	10/15/2018	Bill Review Fee	8.50
01/04/2019	206706	El Dorado Irrigation District	10/15/2018	Bill Review Fee	8.50
01/04/2019	206706	El Dorado Irrigation District	10/15/2018	Bill Review Fee	8.50
01/04/2019	206706	Kings River Conservation District	03/02/2018	Bill Review Fee	8.50
01/04/2019	206706	Kings River Conservation District	03/02/2018	Bill Review Fee	10.34
01/04/2019	206706	Sierra Lakes County Water District	09/13/2018	Bill Review Fee	8.50
01/04/2019	206706	Sierra Lakes County Water District	09/13/2018	Bill Review Fee	70.36
01/04/2019	206706	South Coast Water District	08/10/2015	Bill Review Fee	8.50
01/04/2019	206706	Walnut Valley Water District	02/13/2014	Bill Review Fee	8.50
01/04/2019	206706	Elsinore Valley Municipal Water District	05/05/2014	Bill Review Fee	8.50
01/04/2019	206706	Helix Water District	10/22/2018	Bill Review Fee	8.50
01/04/2019	206706	Helix Water District	10/22/2018	Bill Review Fee	0.42
01/04/2019	206706	Helix Water District	10/31/2018	Bill Review Fee	8.50
01/04/2019	206707	Desert Water Agency	12/10/2018	TTD	77.54
01/04/2019	206708	Desert Water Agency	12/10/2018	TTD	243.29
01/04/2019	206709	Goleta Water District	04/18/2018	Medical, general	177.95
01/04/2019	206710	Idyllwild Water District	09/30/2003	Medical, general	8.25
01/04/2019	206711	Mission Springs Water District	06/06/2017	Physical therapy	422.06
01/04/2019	206712	Desert Water Agency	07/07/2018	Physical therapy	693.47
01/04/2019	206713	Georgetown Divide Public Utility District	10/03/2011	Laboratory fee	12.92

from 01/01/2019
to 01/15/2019

ACWA Joint Powers Insurance Authority

Sorted By Check

Claims Payment Report

<u>Check Date</u>	<u>Check Number</u>	<u>District Name</u>	<u>Claim Date</u>	<u>Transaction Type</u>	<u>Amount</u>
01/04/2019	206714	Helix Water District	11/21/2018	Mileage	54.12
01/04/2019	206715	Sweetwater Authority	08/22/2012	Hospital (Inpatient)	3,726.49
01/04/2019	206716	Moulton Niguel Water District	02/08/2012	Medical, general	82.02
01/04/2019	206717	Palmdale Water District	03/14/2018	Pharmacy	28.73
01/04/2019	206718	Florin Resource Conservation District/Elk	06/05/2018	Hospital (Inpatient)	86.71
01/04/2019	206719	Tulare Irrigation District	03/14/2018	Medical, general	138.88
01/04/2019	206720	Sweetwater Authority	04/26/2012	Chiropractor	222.68
01/04/2019	206721	Fallbrook Public Utility District	09/11/2018	Physical therapy	79.28
01/04/2019	206722	Fallbrook Public Utility District	09/11/2018	Physical therapy	79.28
01/04/2019	206723	Fallbrook Public Utility District	09/11/2018	Physical therapy	84.32
01/04/2019	206724	Florin Resource Conservation District/Elk	01/03/2018	Testing/Supplies	31.14
01/04/2019	206725	Kings River Conservation District	11/18/2016	Mileage	268.25
01/04/2019	206726	Humboldt Bay Municipal Water District	11/20/2018	Medical, general	73.51
01/04/2019	206727	Humboldt Bay Municipal Water District	08/04/2018	Mileage	759.73
01/07/2019	206728	West Valley Water District	01/26/2017	Liability - Expense	111.04
01/07/2019	206729	West Valley Water District	01/26/2017	Liability - Expense	160.50
01/07/2019	206730	East Contra Costa Irrigation District	10/23/2018	Bill Review Fee	8.50
01/07/2019	206730	East Contra Costa Irrigation District	10/23/2018	Bill Review Fee	1.42
01/07/2019	206730	Sierra Lakes County Water District	09/13/2018	Bill Review Fee	8.50
01/07/2019	206730	Helix Water District	11/21/2018	Bill Review Fee	8.50
01/07/2019	206730	Sweetwater Authority	11/28/2018	Bill Review Fee	8.50
01/07/2019	206730	Walnut Valley Water District	02/13/2014	Bill Review Fee	8.50
01/07/2019	206730	Trabuco Canyon Water District	11/27/2018	Bill Review Fee	8.50
01/07/2019	206730	Trabuco Canyon Water District	11/27/2018	Bill Review Fee	1.21
01/07/2019	206730	Desert Water Agency	09/10/2018	Bill Review Fee	8.50
01/07/2019	206730	Desert Water Agency	09/10/2018	Bill Review Fee	1.21
01/07/2019	206730	Helix Water District	11/28/2018	Bill Review Fee	8.50
01/07/2019	206731	Kaweah Delta Water Conservation District	10/07/2014	Pharmacy	14.77
01/07/2019	206732	Browns Valley Irrigation District	08/02/2018	Pharmacy	19.19
01/07/2019	206733	Tahoe City Public Utility District	12/17/2018	Pharmacy	21.95
01/07/2019	206734	Calaveras Public Utility District	08/21/2018	Property - District Property	4,062.52
01/07/2019	206735	Laguna Irrigation District	06/21/2017	Liability - Property Damage	5,002.50
01/07/2019	206736	South Coast Water District	08/20/2018	Physical therapy	196.13
01/07/2019	206737	South Coast Water District	08/20/2018	Physical therapy	140.57
01/07/2019	206738	South Coast Water District	08/20/2018	Physical therapy	140.57
01/07/2019	206739	South Coast Water District	08/20/2018	Physical therapy	140.57
01/07/2019	206740	San Luis & Delta-Mendota Water Authority	02/29/2016	Legal (Defense)	237.93
01/07/2019	206741	Las Virgenes Municipal Water District	09/27/2013	Expense, general	360.00
01/07/2019	206742	Glenn-Colusa Irrigation District	03/31/2011	Legal (Defense)	60.00
01/07/2019	206743	San Luis Water District	08/09/2013	VR services/QRR	2,075.00
01/07/2019	206744	Soquel Creek Water District	08/17/2017	Photocopy	49.00
01/07/2019	206745	Soquel Creek Water District	08/17/2017	Photocopy	63.25
01/07/2019	206746	Soquel Creek Water District	08/17/2017	Photocopy	123.28
01/07/2019	206747	Carpinteria Valley Water District	01/29/2018	Photocopy	170.36

from 01/01/2019
to 01/15/2019

ACWA Joint Powers Insurance Authority

Sorted By Check

Claims Payment Report

<u>Check Date</u>	<u>Check Number</u>	<u>District Name</u>	<u>Claim Date</u>	<u>Transaction Type</u>	<u>Amount</u>
01/07/2019	206748	Orange County Water District	10/16/2018	Medical, general	15.00
01/07/2019	206749	Joshua Basin Water District	11/09/2018	Investigation/Subrosa	310.00
01/07/2019	206750	Orange County Water District	09/27/2018	Investigation/Subrosa	1,097.10
01/07/2019	206751	Helix Water District	10/31/2018	Testing/Supplies	50.47
01/07/2019	206752	Helix Water District	10/22/2018	Medical, general	111.75
01/07/2019	206753	Helix Water District	11/21/2018	Medical, general	161.79
01/07/2019	206754	Sweetwater Authority	11/28/2018	Medical, general	113.86
01/07/2019	206755	Helix Water District	11/28/2018	Medical, general	113.86
01/07/2019	206756	El Dorado Irrigation District	04/15/2015	Photocopy	193.95
01/08/2019	206757	Panoche Water District	09/15/2017	Liability - Expense	2,510.14
01/08/2019	206758	Merced Irrigation District	09/15/2017	Liability - Expense	618.00
01/08/2019	206759	Kirkwood Meadows Public Utility District	04/16/2017	Liability - Expense	522.66
01/08/2019	206760	Sweetwater Authority	12/11/2018	TTD	2,430.54
01/08/2019	206761	Alta Irrigation District	11/19/2014	PPD	580.00
01/08/2019	206762	Tulare Irrigation District	02/03/2012	Bill Review Fee	8.50
01/08/2019	206762	Humboldt Bay Municipal Water District	11/20/2018	Bill Review Fee	8.50
01/08/2019	206762	Humboldt Bay Municipal Water District	11/20/2018	Bill Review Fee	6.17
01/08/2019	206762	Kings River Conservation District	03/02/2018	Bill Review Fee	8.50
01/08/2019	206762	Kings River Conservation District	03/02/2018	Bill Review Fee	1.87
01/08/2019	206762	Fallbrook Public Utility District	09/11/2018	Bill Review Fee	8.50
01/08/2019	206762	Fallbrook Public Utility District	09/11/2018	Bill Review Fee	3.13
01/08/2019	206762	Calleguas Municipal Water District	10/01/2018	Bill Review Fee	8.50
01/08/2019	206762	Calleguas Municipal Water District	10/01/2018	Bill Review Fee	4.73
01/08/2019	206762	Calleguas Municipal Water District	10/01/2018	Bill Review Fee	8.50
01/08/2019	206762	Calleguas Municipal Water District	10/01/2018	Bill Review Fee	3.30
01/08/2019	206762	Calleguas Municipal Water District	10/01/2018	Bill Review Fee	8.50
01/08/2019	206762	Calleguas Municipal Water District	10/01/2018	Bill Review Fee	2.20
01/08/2019	206762	Western Municipal Water District	03/02/2015	Bill Review Fee	8.50
01/08/2019	206762	Western Municipal Water District	03/02/2015	Bill Review Fee	7.33
01/08/2019	206762	Vista Irrigation District	10/15/2018	Bill Review Fee	8.50
01/08/2019	206762	Vista Irrigation District	10/15/2018	Bill Review Fee	3.40
01/08/2019	206762	Goleta Water District	04/18/2018	Bill Review Fee	8.50
01/08/2019	206762	Goleta Water District	04/18/2018	Bill Review Fee	0.38
01/08/2019	206762	El Toro Water District	05/31/2018	Bill Review Fee	8.50
01/08/2019	206762	El Toro Water District	05/31/2018	Bill Review Fee	4.39
01/08/2019	206762	San Luis & Delta-Mendota Water Authority	12/08/2018	Bill Review Fee	8.50
01/08/2019	206762	San Luis & Delta-Mendota Water Authority	12/08/2018	Bill Review Fee	5.60
01/08/2019	206762	San Luis & Delta-Mendota Water Authority	12/08/2018	Bill Review Fee	8.50
01/08/2019	206762	San Luis & Delta-Mendota Water Authority	12/08/2018	Bill Review Fee	4.27
01/08/2019	206762	Palmdale Water District	03/14/2018	Bill Review Fee	8.50
01/08/2019	206762	Palmdale Water District	03/14/2018	Bill Review Fee	4.64
01/08/2019	206762	Palmdale Water District	03/14/2018	Bill Review Fee	8.50
01/08/2019	206762	Palmdale Water District	03/14/2018	Bill Review Fee	4.80
01/08/2019	206762	Palmdale Water District	03/14/2018	Bill Review Fee	8.50

from 01/01/2019
to 01/15/2019

ACWA Joint Powers Insurance Authority

Sorted By Check

Claims Payment Report

<u>Check Date</u>	<u>Check Number</u>	<u>District Name</u>	<u>Claim Date</u>	<u>Transaction Type</u>	<u>Amount</u>
01/08/2019	206762	Palmdale Water District	03/14/2018	Bill Review Fee	4.49
01/08/2019	206763	Los Alamos Community Services District	02/01/2018	PPD	7,042.86
01/08/2019	206764	Mesa Water District	10/31/2012	PPD	540.00
01/08/2019	206765	Tulare Irrigation District	03/14/2018	TTD	1,758.78
01/08/2019	206766	Bolinas Community Public Utility District	06/13/2018	PPD	580.00
01/08/2019	206767	Goleta Water District	06/15/2016	PPD	580.00
01/08/2019	206768	Citrus Heights Water District	12/06/2018	Property - District Property	255.76
01/08/2019	206769	Laguna Irrigation District	06/21/2017	Liability - Expense	38.00
01/08/2019	206770	Pebble Beach Community Services District	05/13/2017	Liability - Expense	220.95
01/09/2019	206771	Coastside County Water District	12/10/2018	Property - District Property	2,110.73
01/09/2019	206772	North Coast County Water District	10/10/2016	Liability - Expense	437.00
01/09/2019	206773	Paradise Irrigation District	10/01/2016	Liability - Expense	1,113.00
01/09/2019	206774	El Dorado Irrigation District	10/15/2018	Physical therapy	106.75
01/09/2019	206775	El Dorado Irrigation District	10/15/2018	Physical therapy	121.17
01/09/2019	206776	El Dorado Irrigation District	10/15/2018	Physical therapy	238.07
01/09/2019	206777	Trabuco Canyon Water District	11/27/2018	Medical, general	91.94
01/09/2019	206778	Berrenda Mesa Water District	02/25/2013	Bill Review Fee	8.50
01/09/2019	206778	Berrenda Mesa Water District	02/25/2013	Bill Review Fee	5.24
01/09/2019	206778	Berrenda Mesa Water District	02/25/2013	Bill Review Fee	8.50
01/09/2019	206778	Berrenda Mesa Water District	02/25/2013	Bill Review Fee	5.24
01/09/2019	206778	Humboldt Bay Municipal Water District	04/14/2017	Bill Review Fee	8.50
01/09/2019	206778	Humboldt Bay Municipal Water District	04/14/2017	Bill Review Fee	1.83
01/09/2019	206778	Humboldt Bay Municipal Water District	05/11/2018	Bill Review Fee	8.50
01/09/2019	206778	Humboldt Bay Municipal Water District	05/11/2018	Bill Review Fee	18.15
01/09/2019	206778	Humboldt Bay Municipal Water District	11/20/2018	Bill Review Fee	8.50
01/09/2019	206778	Humboldt Bay Municipal Water District	11/20/2018	Bill Review Fee	6.17
01/09/2019	206778	Fallbrook Public Utility District	10/26/2018	Bill Review Fee	8.50
01/09/2019	206778	Fallbrook Public Utility District	10/26/2018	Bill Review Fee	3.13
01/09/2019	206778	Desert Water Agency	11/27/2018	Bill Review Fee	8.50
01/09/2019	206778	Desert Water Agency	11/27/2018	Bill Review Fee	1.42
01/09/2019	206778	Kings River Conservation District	03/02/2018	Bill Review Fee	8.50
01/09/2019	206778	Kings River Conservation District	03/02/2018	Bill Review Fee	0.16
01/09/2019	206778	Vista Irrigation District	12/11/2018	Bill Review Fee	8.50
01/09/2019	206778	Vista Irrigation District	12/11/2018	Bill Review Fee	2.02
01/09/2019	206778	Desert Water Agency	12/10/2018	Bill Review Fee	8.50
01/09/2019	206778	Desert Water Agency	12/10/2018	Bill Review Fee	2.43
01/09/2019	206778	Desert Water Agency	12/10/2018	Bill Review Fee	8.50
01/09/2019	206778	Desert Water Agency	12/10/2018	Bill Review Fee	1.61
01/09/2019	206778	Carpinteria Valley Water District	03/19/2018	Bill Review Fee	8.50
01/09/2019	206778	Carpinteria Valley Water District	03/19/2018	Bill Review Fee	2.65
01/09/2019	206778	Carpinteria Valley Water District	10/11/2018	Bill Review Fee	8.50
01/09/2019	206778	Carpinteria Valley Water District	10/11/2018	Bill Review Fee	0.51
01/09/2019	206778	Merced Irrigation District	11/09/2018	Bill Review Fee	8.50
01/09/2019	206778	Merced Irrigation District	11/09/2018	Bill Review Fee	4.49

from 01/01/2019
to 01/15/2019

ACWA Joint Powers Insurance Authority

Sorted By Check

Claims Payment Report

<u>Check Date</u>	<u>Check Number</u>	<u>District Name</u>	<u>Claim Date</u>	<u>Transaction Type</u>	<u>Amount</u>
01/09/2019	206778	Merced Irrigation District	11/09/2018	Bill Review Fee	8.50
01/09/2019	206778	Merced Irrigation District	11/09/2018	Bill Review Fee	5.75
01/09/2019	206778	Fallbrook Public Utility District	09/11/2018	Bill Review Fee	8.50
01/09/2019	206778	Fallbrook Public Utility District	09/11/2018	Bill Review Fee	3.13
01/09/2019	206778	Ramona Municipal Water District	10/03/2017	Bill Review Fee	8.50
01/09/2019	206778	Ramona Municipal Water District	10/03/2017	Bill Review Fee	5.14
01/09/2019	206778	Ramona Municipal Water District	10/03/2017	Bill Review Fee	8.50
01/09/2019	206778	Ramona Municipal Water District	10/03/2017	Bill Review Fee	5.70
01/09/2019	206778	Ramona Municipal Water District	10/03/2017	Bill Review Fee	8.50
01/09/2019	206778	Ramona Municipal Water District	10/03/2017	Bill Review Fee	5.14
01/09/2019	206778	Ramona Municipal Water District	10/03/2017	Bill Review Fee	8.50
01/09/2019	206778	Ramona Municipal Water District	10/03/2017	Bill Review Fee	7.56
01/09/2019	206778	Ramona Municipal Water District	10/03/2017	Bill Review Fee	8.50
01/09/2019	206778	Ramona Municipal Water District	10/03/2017	Bill Review Fee	13.26
01/09/2019	206778	Walnut Valley Water District	02/13/2014	Bill Review Fee	8.50
01/09/2019	206778	Calleguas Municipal Water District	10/01/2018	Bill Review Fee	8.50
01/09/2019	206778	Calleguas Municipal Water District	10/01/2018	Bill Review Fee	4.03
01/09/2019	206778	Western Municipal Water District	03/02/2015	Bill Review Fee	8.50
01/09/2019	206778	Western Municipal Water District	03/02/2015	Bill Review Fee	5.48
01/09/2019	206778	Ramona Municipal Water District	06/13/2018	Bill Review Fee	8.50
01/09/2019	206778	Ramona Municipal Water District	06/13/2018	Bill Review Fee	9.76
01/09/2019	206778	Ramona Municipal Water District	06/13/2018	Bill Review Fee	8.50
01/09/2019	206778	Ramona Municipal Water District	06/13/2018	Bill Review Fee	9.76
01/09/2019	206778	Western Municipal Water District	09/11/2018	Bill Review Fee	8.50
01/09/2019	206778	Western Municipal Water District	09/11/2018	Bill Review Fee	2.74
01/09/2019	206778	Central Coast Water Authority	04/05/2018	Bill Review Fee	8.50
01/09/2019	206778	Central Coast Water Authority	04/05/2018	Bill Review Fee	0.06
01/09/2019	206778	Santa Fe Irrigation District	05/02/2018	Bill Review Fee	8.50
01/09/2019	206778	Santa Fe Irrigation District	05/02/2018	Bill Review Fee	5.32
01/09/2019	206778	Trabuco Canyon Water District	11/27/2018	Bill Review Fee	8.50
01/09/2019	206778	Trabuco Canyon Water District	11/27/2018	Bill Review Fee	5.69
01/09/2019	206778	Water Employee Services Authority	12/10/2018	Bill Review Fee	8.50
01/09/2019	206778	Water Employee Services Authority	12/10/2018	Bill Review Fee	2.65
01/09/2019	206778	Merced Irrigation District	07/15/2018	Bill Review Fee	8.50
01/09/2019	206778	Merced Irrigation District	07/15/2018	Bill Review Fee	4.07
01/09/2019	206778	Rancho California Water District	03/18/2008	Bill Review Fee	8.50
01/09/2019	206778	Rancho California Water District	03/18/2008	Bill Review Fee	0.31
01/09/2019	206778	Orange County Water District	10/16/2018	Bill Review Fee	8.50
01/09/2019	206778	Orange County Water District	10/16/2018	Bill Review Fee	5.24
01/09/2019	206778	Orange County Water District	10/16/2018	Bill Review Fee	8.50
01/09/2019	206778	Orange County Water District	10/16/2018	Bill Review Fee	5.24
01/09/2019	206778	Orange County Water District	10/16/2018	Bill Review Fee	8.50
01/09/2019	206778	Orange County Water District	10/16/2018	Bill Review Fee	0.70
01/09/2019	206778	Orange County Water District	10/16/2018	Bill Review Fee	8.50

from 01/01/2019
to 01/15/2019

ACWA Joint Powers Insurance Authority

Sorted By Check

Claims Payment Report

<u>Check Date</u>	<u>Check Number</u>	<u>District Name</u>	<u>Claim Date</u>	<u>Transaction Type</u>	<u>Amount</u>
01/09/2019	206778	Orange County Water District	10/16/2018	Bill Review Fee	3.84
01/09/2019	206778	El Toro Water District	05/31/2018	Bill Review Fee	8.50
01/09/2019	206778	El Toro Water District	05/31/2018	Bill Review Fee	4.39
01/09/2019	206778	San Luis & Delta-Mendota Water Authority	05/04/2018	Bill Review Fee	8.50
01/09/2019	206778	San Luis & Delta-Mendota Water Authority	05/04/2018	Bill Review Fee	9.67
01/09/2019	206778	San Luis & Delta-Mendota Water Authority	05/04/2018	Bill Review Fee	8.50
01/09/2019	206778	San Luis & Delta-Mendota Water Authority	05/04/2018	Bill Review Fee	11.09
01/09/2019	206779	Walnut Valley Water District	02/13/2014	Physical therapy	110.92
01/09/2019	206780	Walnut Valley Water District	02/13/2014	Physical therapy	147.17
01/09/2019	206781	Desert Water Agency	09/10/2018	Medical, general	91.94
01/09/2019	206782	Santa Fe Irrigation District	05/02/2018	Physical therapy	120.67
01/09/2019	206783	South Coast Water District	08/10/2015	Med/Legal evaluation	625.00
01/09/2019	206784	Kings River Conservation District	03/02/2018	Testing/Supplies	293.09
01/09/2019	206785	Elsinore Valley Municipal Water District	05/05/2014	Med/Legal evaluation	9,125.00
01/09/2019	206786	Rancho California Water District	03/18/2008	Medical, general	11.21
01/09/2019	206787	Sierra Lakes County Water District	09/13/2018	Physical therapy	117.95
01/09/2019	206788	Merced Irrigation District	11/09/2018	Physical therapy	101.75
01/09/2019	206789	Sierra Lakes County Water District	09/13/2018	Hospital (Inpatient)	5,346.92
01/09/2019	206790	East Contra Costa Irrigation District	10/23/2018	Medical, general	108.17
01/09/2019	206791	Vista Irrigation District	12/11/2018	Medical, general	153.70
01/10/2019	206792	Calleguas Municipal Water District	07/31/2017	TTD	1,926.58
01/10/2019	206793	Carpinteria Valley Water District	03/19/2018	Medical, general	52.33
01/10/2019	206794	Las Virgenes Municipal Water District	02/01/2013	PPD	460.00
01/10/2019	206795	El Toro Water District	05/31/2018	Physical therapy	99.59
01/10/2019	206796	El Toro Water District	05/31/2018	Physical therapy	99.59
01/10/2019	206797	Palmdale Water District	03/14/2018	Physical therapy	105.14
01/10/2019	206798	Palmdale Water District	03/14/2018	Physical therapy	108.83
01/10/2019	206799	Palmdale Water District	03/14/2018	Physical therapy	101.75
01/10/2019	206800	Desert Water Agency	03/21/2014	PPD	580.00
01/10/2019	206801	Ramona Municipal Water District	10/03/2017	Physical therapy	116.60
01/10/2019	206802	Ramona Municipal Water District	10/03/2017	Physical therapy	129.24
01/10/2019	206803	Ramona Municipal Water District	10/03/2017	Physical therapy	116.60
01/10/2019	206804	Ramona Municipal Water District	10/03/2017	Physical therapy	171.38
01/10/2019	206805	El Toro Water District	11/15/2018	Bill Review Fee	8.50
01/10/2019	206805	El Toro Water District	11/15/2018	Bill Review Fee	2.54
01/10/2019	206805	El Toro Water District	11/15/2018	Bill Review Fee	8.50
01/10/2019	206805	El Toro Water District	11/15/2018	Bill Review Fee	4.00
01/10/2019	206805	El Toro Water District	11/15/2018	Bill Review Fee	8.50
01/10/2019	206805	El Toro Water District	11/15/2018	Bill Review Fee	2.52
01/10/2019	206805	Berrenda Mesa Water District	02/25/2013	Bill Review Fee	8.50
01/10/2019	206805	Berrenda Mesa Water District	02/25/2013	Bill Review Fee	5.24
01/10/2019	206805	Tulare Irrigation District	02/03/2012	Bill Review Fee	8.50
01/10/2019	206805	Tulare Irrigation District	02/03/2012	Bill Review Fee	4.55
01/10/2019	206805	Humboldt Bay Municipal Water District	05/11/2018	Bill Review Fee	8.50

Sorted By Check

from 01/01/2019
to 01/15/2019

ACWA Joint Powers Insurance Authority

Sorted By Check

Claims Payment Report

<u>Check Date</u>	<u>Check Number</u>	<u>District Name</u>	<u>Claim Date</u>	<u>Transaction Type</u>	<u>Amount</u>
01/10/2019	206805	Thermalito Water & Sewer District	10/30/2018	Bill Review Fee	8.50
01/10/2019	206805	Twentynine Palms Water District	05/10/2018	Bill Review Fee	8.50
01/10/2019	206805	Twentynine Palms Water District	05/10/2018	Bill Review Fee	8.83
01/10/2019	206805	Water Employee Services Authority	12/10/2018	Bill Review Fee	8.50
01/10/2019	206805	Water Employee Services Authority	12/10/2018	Bill Review Fee	4.67
01/10/2019	206805	Kings River Conservation District	11/18/2016	Bill Review Fee	8.50
01/10/2019	206805	Kings River Conservation District	11/18/2016	Bill Review Fee	8.48
01/10/2019	206805	San Juan Water District	10/12/2016	Bill Review Fee	8.50
01/10/2019	206805	San Juan Water District	10/12/2016	Bill Review Fee	3.73
01/10/2019	206805	Rancho California Water District	03/18/2008	Bill Review Fee	8.50
01/10/2019	206805	Rancho California Water District	03/18/2008	Bill Review Fee	12.70
01/10/2019	206805	Goleta Water District	04/18/2018	Bill Review Fee	8.50
01/10/2019	206805	Goleta Water District	04/18/2018	Bill Review Fee	7.90
01/10/2019	206805	El Toro Water District	10/08/2018	Bill Review Fee	8.50
01/10/2019	206805	El Toro Water District	10/08/2018	Bill Review Fee	4.39
01/10/2019	206805	El Toro Water District	10/08/2018	Bill Review Fee	8.50
01/10/2019	206805	El Toro Water District	10/08/2018	Bill Review Fee	5.27
01/10/2019	206805	El Toro Water District	10/08/2018	Bill Review Fee	8.50
01/10/2019	206805	El Toro Water District	10/08/2018	Bill Review Fee	5.05
01/10/2019	206805	El Toro Water District	10/08/2018	Bill Review Fee	8.50
01/10/2019	206805	El Toro Water District	10/08/2018	Bill Review Fee	5.05
01/10/2019	206805	El Toro Water District	10/08/2018	Bill Review Fee	8.50
01/10/2019	206805	El Toro Water District	10/08/2018	Bill Review Fee	5.05
01/10/2019	206805	El Toro Water District	10/08/2018	Bill Review Fee	8.50
01/10/2019	206805	El Toro Water District	10/08/2018	Bill Review Fee	7.65
01/10/2019	206805	San Luis & Delta-Mendota Water Authority	11/01/2004	Bill Review Fee	8.50
01/10/2019	206805	San Luis & Delta-Mendota Water Authority	11/01/2004	Bill Review Fee	4.27
01/10/2019	206805	Tulare Irrigation District	10/19/2011	Bill Review Fee	8.50
01/10/2019	206805	Tulare Irrigation District	10/19/2011	Bill Review Fee	6.07
01/10/2019	206805	Tulare Irrigation District	03/14/2018	Bill Review Fee	8.50
01/10/2019	206805	Tulare Irrigation District	03/14/2018	Bill Review Fee	2.61
01/10/2019	206805	Tulare Irrigation District	03/14/2018	Bill Review Fee	8.50
01/10/2019	206805	Tulare Irrigation District	03/14/2018	Bill Review Fee	1.42
01/10/2019	206805	Sweetwater Authority	09/28/2017	Bill Review Fee	8.50
01/10/2019	206805	Sweetwater Authority	09/28/2017	Bill Review Fee	6.32
01/10/2019	206806	Walnut Valley Water District	02/13/2014	Physical therapy	205.82
01/10/2019	206807	Vallecitos Water District	11/20/2012	PPD	5,818.93
01/10/2019	206808	Water Employee Services Authority	09/28/2017	PPD	14,913.25
01/10/2019	206809	Calleguas Municipal Water District	10/01/2018	Medical, general	144.96
01/10/2019	206810	Desert Water Agency	11/27/2018	Medical, general	108.17
01/10/2019	206811	Desert Water Agency	12/10/2018	Medical, general	184.80
01/10/2019	206812	Desert Water Agency	12/10/2018	Medical, general	122.30
01/10/2019	206813	Palmdale Water District	03/23/2015	PPD	580.00
01/10/2019	206814	Berrenda Mesa Water District	02/25/2013	Testing/Supplies	112.86

from 01/01/2019
to 01/15/2019

ACWA Joint Powers Insurance Authority

Sorted By Check

Claims Payment Report

<u>Check Date</u>	<u>Check Number</u>	<u>District Name</u>	<u>Claim Date</u>	<u>Transaction Type</u>	<u>Amount</u>
01/10/2019	206815	Berrenda Mesa Water District	02/25/2013	Physical therapy	118.75
01/10/2019	206816	Berrenda Mesa Water District	02/25/2013	Physical therapy	118.75
01/10/2019	206817	Fallbrook Public Utility District	09/11/2018	Medical, general	101.20
01/10/2019	206818	Fallbrook Public Utility District	09/11/2018	Medical, general	101.20
01/10/2019	206819	Fallbrook Public Utility District	10/26/2018	Medical, general	101.20
01/10/2019	206820	Clearlake Oaks County Water District	01/12/2015	Wage loss	244.70
01/10/2019	206821	Humboldt Bay Municipal Water District	11/20/2018	Hospital (Inpatient)	277.79
01/10/2019	206822	Humboldt Bay Municipal Water District	11/20/2018	Hospital (Inpatient)	277.79
01/10/2019	206823	Kings River Conservation District	03/02/2018	Medical, general	141.86
01/10/2019	206824	Kings River Conservation District	03/02/2018	Medical, general	11.84
01/10/2019	206825	Humboldt Bay Municipal Water District	04/14/2017	Medical, general	35.90
01/10/2019	206826	Tulare Irrigation District	02/03/2012	Testing/Supplies	325.09
01/10/2019	206827	Water Employee Services Authority	09/28/2017	Applicant attorney fee	2,631.75
01/10/2019	206828	Goleta Water District	09/25/2014	PPD	580.00
01/10/2019	206829	San Luis & Delta-Mendota Water Authority	12/08/2018	Medical, general	126.80
01/10/2019	206830	San Luis & Delta-Mendota Water Authority	12/08/2018	Medical, general	96.78
01/10/2019	206831	Desert Water Agency	08/28/2017	PPD	580.00
01/10/2019	206832	Kaweah Delta Water Conservation District	10/07/2014	TTD	1,533.84
01/10/2019	206833	Western Municipal Water District	03/02/2015	Physical therapy	166.21
01/10/2019	206834	Goleta Water District	04/18/2018	TTD	2,047.46
01/10/2019	206835	Humboldt Bay Municipal Water District	05/11/2018	Medical, general	153.35
01/10/2019	206836	Merced Irrigation District	11/09/2018	Medical, general	130.32
01/10/2019	206837	Sweetwater Authority	09/28/2017	Medical, general	227.50
01/10/2019	206838	Rancho California Water District	03/18/2008	Medical, general	457.10
01/10/2019	206839	Goleta Water District	04/18/2018	Physical therapy	73.63
01/10/2019	206840	Carpinteria Valley Water District	10/11/2018	Medical, general	99.37
01/10/2019	206841	Calleguas Municipal Water District	10/01/2018	Testing/Supplies	60.29
01/10/2019	206842	Calleguas Municipal Water District	10/01/2018	Testing/Supplies	41.88
01/10/2019	206843	Calleguas Municipal Water District	10/01/2018	Testing/Supplies	42.87
01/10/2019	206844	Carpinteria Valley Water District	01/29/2018	TTD	520.83
01/10/2019	206845	Carpinteria Valley Water District	01/29/2018	Wage loss	830.42
01/10/2019	206846	Merced Irrigation District	11/09/2018	Physical therapy	101.75
01/10/2019	206847	Ramona Municipal Water District	10/03/2017	Medical, general	108.61
01/10/2019	206848	Vista Irrigation District	10/15/2018	Medical, general	258.35
01/10/2019	206849	Vista Irrigation District	12/11/2018	Medical, general	571.18
01/10/2019	206850	Rancho California Water District	08/22/2018	Liability - Property Damage	7,949.11
01/10/2019	206851	Paradise Irrigation District	11/08/2018	Property - District Property	1,000,000.00
01/11/2019	206852	Sacramento Suburban Water District	09/13/2017	Liability - Property Damage	2,215.26
01/11/2019	206853	Hi-Desert Water District	12/10/2018	Liability - Small Claims	125.00
01/11/2019	206854	Byron-Bethany Irrigation District	12/28/2018	Property - Expense	167.95
01/11/2019	206855	Elsinore Valley Municipal Water District	12/11/2018	Property - Expense	180.00
01/11/2019	206856	Placer County Water Agency	10/10/2018	Property - Expense	225.00
01/11/2019	206857	Tulare Irrigation District	02/03/2012	Medical, general	91.09
01/11/2019	206858	Orange County Water District	10/16/2018	Testing/Supplies	36.30

from 01/01/2019
to 01/15/2019

ACWA Joint Powers Insurance Authority

Sorted By Check

Claims Payment Report

<u>Check Date</u>	<u>Check Number</u>	<u>District Name</u>	<u>Claim Date</u>	<u>Transaction Type</u>	<u>Amount</u>
01/11/2019	206859	El Toro Water District	10/08/2018	Physical therapy	99.59
01/11/2019	206860	El Toro Water District	10/08/2018	Physical therapy	119.37
01/11/2019	206861	El Toro Water District	10/08/2018	Physical therapy	114.44
01/11/2019	206862	El Toro Water District	10/08/2018	Physical therapy	114.44
01/11/2019	206863	El Toro Water District	10/08/2018	Physical therapy	114.44
01/11/2019	206864	El Toro Water District	10/08/2018	Physical therapy	173.40
01/11/2019	206865	Kings River Conservation District	11/18/2016	Medical, general	91.33
01/11/2019	206866	Trabuco Canyon Water District	11/27/2018	Medical, general	432.56
01/11/2019	206867	El Toro Water District	11/15/2018	Medical, general	192.88
01/11/2019	206868	Calleguas Municipal Water District	07/31/2017	Bill Review Fee	8.50
01/11/2019	206868	Calleguas Municipal Water District	07/31/2017	Bill Review Fee	2.85
01/11/2019	206868	Sweetwater Authority	12/11/2018	Bill Review Fee	8.50
01/11/2019	206868	Sweetwater Authority	12/11/2018	Bill Review Fee	8.50
01/11/2019	206868	Fallbrook Public Utility District	10/26/2018	Bill Review Fee	8.50
01/11/2019	206868	Solano Irrigation District	07/03/2018	Bill Review Fee	8.50
01/11/2019	206868	Solano Irrigation District	07/03/2018	Bill Review Fee	1.11
01/11/2019	206868	Water Employee Services Authority	09/28/2017	Bill Review Fee	8.50
01/11/2019	206868	Water Employee Services Authority	09/28/2017	Bill Review Fee	13.26
01/11/2019	206868	Walnut Valley Water District	02/13/2014	Bill Review Fee	8.50
01/11/2019	206868	Walnut Valley Water District	02/13/2014	Bill Review Fee	4.17
01/11/2019	206868	Clearlake Oaks County Water District	01/12/2015	Bill Review Fee	8.50
01/11/2019	206868	Solano Irrigation District	11/15/2018	Bill Review Fee	8.50
01/11/2019	206868	Western Municipal Water District	02/09/2009	Bill Review Fee	8.50
01/11/2019	206868	Western Municipal Water District	02/09/2009	Bill Review Fee	1.95
01/11/2019	206868	Santa Clarita Valley Water Agency	10/23/2018	Bill Review Fee	8.50
01/11/2019	206868	Santa Clarita Valley Water Agency	10/23/2018	Bill Review Fee	2.02
01/11/2019	206868	Orange County Water District	10/16/2018	Bill Review Fee	8.50
01/11/2019	206868	Orange County Water District	10/16/2018	Bill Review Fee	2.25
01/11/2019	206868	Orange County Water District	10/16/2018	Bill Review Fee	8.50
01/11/2019	206868	Orange County Water District	10/16/2018	Bill Review Fee	0.73
01/11/2019	206868	South Coast Water District	08/20/2018	Bill Review Fee	8.50
01/11/2019	206868	South Coast Water District	08/20/2018	Bill Review Fee	4.99
01/11/2019	206868	Helix Water District	10/31/2018	Bill Review Fee	8.50
01/11/2019	206868	El Toro Water District	10/08/2018	Bill Review Fee	8.50
01/11/2019	206868	El Toro Water District	10/08/2018	Bill Review Fee	9.17
01/11/2019	206868	El Toro Water District	10/08/2018	Bill Review Fee	8.50
01/11/2019	206868	El Toro Water District	10/08/2018	Bill Review Fee	0.93
01/11/2019	206868	Fallbrook Public Utility District	11/30/2018	Bill Review Fee	8.50
01/11/2019	206868	Tahoe City Public Utility District	05/16/2018	Bill Review Fee	8.50
01/11/2019	206869	Twentynine Palms Water District	05/10/2018	Hospital (Inpatient)	102.00
01/11/2019	206870	Walnut Valley Water District	02/13/2014	Medical, general	168.86
01/11/2019	206871	Berrenda Mesa Water District	02/25/2013	Physical therapy	118.75
01/11/2019	206872	Rancho California Water District	08/16/2018	Medical, general	99.15
01/11/2019	206873	Rancho California Water District	08/16/2018	Medical, general	83.02

from 01/01/2019
to 01/15/2019

ACWA Joint Powers Insurance Authority

Sorted By Check

Claims Payment Report

<u>Check Date</u>	<u>Check Number</u>	<u>District Name</u>	<u>Claim Date</u>	<u>Transaction Type</u>	<u>Amount</u>
01/11/2019	206874	Western Municipal Water District	09/11/2018	Medical, general	88.79
01/11/2019	206875	Fallbrook Public Utility District	10/26/2018	Medical, general	142.82
01/11/2019	206876	Central Coast Water Authority	04/05/2018	Medical, general	12.21
01/11/2019	206877	Mesa Water District	07/16/2018	Physical therapy	119.58
01/11/2019	206878	Tulare Irrigation District	03/14/2018	Medical, general	138.88
01/11/2019	206879	El Toro Water District	11/15/2018	Physical therapy	113.45
01/11/2019	206880	El Toro Water District	11/15/2018	Physical therapy	179.90
01/11/2019	206881	San Juan Water District	10/12/2016	Medical, general	134.40
01/11/2019	206882	Humboldt Bay Municipal Water District	05/11/2018	Medical, general	57.87
01/11/2019	206883	Ramona Municipal Water District	06/13/2018	Medical, general	57.75
01/11/2019	206884	Ramona Municipal Water District	06/13/2018	Medical, general	57.75
01/11/2019	206885	San Luis & Delta-Mendota Water Authority	11/01/2004	Medical, general	96.78
01/11/2019	206886	Orange County Water District	10/16/2018	Testing/Supplies	22.13
01/11/2019	206887	Orange County Water District	10/16/2018	Testing/Supplies	58.70
01/11/2019	206888	Orange County Water District	10/16/2018	Testing/Supplies	8.79
01/11/2019	206889	Merced Irrigation District	07/15/2018	Testing/Supplies	41.04
01/11/2019	206890	Western Municipal Water District	03/02/2015	Physical therapy	124.16
01/11/2019	206891	Orange County Water District	10/16/2018	Physical therapy	118.75
01/11/2019	206892	Orange County Water District	10/16/2018	Physical therapy	118.75
01/11/2019	206893	Goleta Water District	04/18/2018	Medical, general	1,548.40
01/11/2019	206894	Helix Water District	10/31/2018	Medical, general	113.86
01/11/2019	206895	Sweetwater Authority	12/11/2018	Medical, general	113.86
01/11/2019	206896	Sweetwater Authority	12/11/2018	Testing/Supplies	50.75
01/11/2019	206897	Tulare Irrigation District	03/14/2018	Medical, general	108.17
01/11/2019	206898	Calleguas Municipal Water District	10/01/2018	Testing/Supplies	8.79
01/11/2019	206899	Calleguas Municipal Water District	10/01/2018	Testing/Supplies	8.79
01/11/2019	206900	Calleguas Municipal Water District	10/01/2018	Testing/Supplies	8.79
01/11/2019	206901	Calleguas Municipal Water District	10/01/2018	Testing/Supplies	10.49
01/11/2019	206902	Calleguas Municipal Water District	10/01/2018	Testing/Supplies	8.79
01/11/2019	206903	San Luis & Delta-Mendota Water Authority	05/04/2018	Physical therapy	251.34
01/11/2019	206904	San Luis & Delta-Mendota Water Authority	05/04/2018	Physical therapy	219.27
01/11/2019	206905	Tahoe City Public Utility District	08/08/2018	Medical, general	66.59
01/11/2019	206906	Water Employee Services Authority	12/10/2018	Medical, general	110.50
01/11/2019	206907	Tulare Irrigation District	10/19/2011	Medical, general	137.52
01/11/2019	206908	Idyllwild Water District	09/30/2003	Physical therapy	101.75
01/11/2019	206909	Idyllwild Water District	09/30/2003	Physical therapy	101.75
01/11/2019	206910	Idyllwild Water District	09/30/2003	Physical therapy	101.75
01/11/2019	206911	Idyllwild Water District	09/30/2003	Physical therapy	101.75
01/11/2019	206912	Idyllwild Water District	09/30/2003	Physical therapy	101.75
01/11/2019	206913	Idyllwild Water District	09/30/2003	Physical therapy	101.75
01/11/2019	206914	Idyllwild Water District	09/30/2003	Physical therapy	101.75
01/11/2019	206915	Idyllwild Water District	09/30/2003	Physical therapy	101.75
01/11/2019	206916	Idyllwild Water District	09/30/2003	Physical therapy	101.75
01/11/2019	206917	Idyllwild Water District	09/30/2003	Physical therapy	279.53

from 01/01/2019
to 01/15/2019

ACWA Joint Powers Insurance Authority

Sorted By Check

Claims Payment Report

<u>Check Date</u>	<u>Check Number</u>	<u>District Name</u>	<u>Claim Date</u>	<u>Transaction Type</u>	<u>Amount</u>
01/11/2019	206918	Water Employee Services Authority	12/10/2018	Testing/Supplies	39.87
01/11/2019	206919	Western Municipal Water District	02/09/2009	Laboratory fee	314.95
01/11/2019	206920	South Coast Water District	08/20/2018	Anesthesiologist	141.27
01/11/2019	206921	Water Employee Services Authority	09/28/2017	Medical, general	167.07
01/11/2019	206922	Solano Irrigation District	11/15/2018	Pharmacy	9.29
01/11/2019	206923	Santa Clarita Valley Water Agency	10/23/2018	Medical, general	153.70
01/14/2019	206924	Citrus Heights Water District	11/29/2018	Liability - Property Damage	395.52
01/14/2019	206925	Rancho California Water District	08/13/2012	Liability - Expense	2,317.14
01/14/2019	206926	Western Municipal Water District	07/30/2018	Liability - Property Damage	6,586.18
01/14/2019	206927	Corcoran Irrigation District	12/13/2017	Photocopy	75.00
01/14/2019	206928	El Toro Water District	10/08/2018	Physical therapy	207.80
01/14/2019	206929	Calleguas Municipal Water District	07/31/2017	Medical, general	102.47
01/14/2019	206930	El Toro Water District	10/08/2018	Medical, general	70.44
01/14/2019	206931	El Toro Water District	11/15/2018	Bill Review Fee	8.50
01/14/2019	206931	El Toro Water District	11/15/2018	Bill Review Fee	2.52
01/14/2019	206931	Sweetwater Authority	11/28/2018	Bill Review Fee	8.50
01/14/2019	206931	Western Municipal Water District	03/02/2015	Bill Review Fee	8.50
01/14/2019	206931	Western Municipal Water District	03/02/2015	Bill Review Fee	4.11
01/14/2019	206931	Elsinore Valley Municipal Water District	05/05/2014	Bill Review Fee	8.50
01/14/2019	206931	Elsinore Valley Municipal Water District	05/05/2014	Bill Review Fee	4.25
01/14/2019	206931	Sweetwater Authority	09/01/2017	Bill Review Fee	8.50
01/14/2019	206931	Sweetwater Authority	09/01/2017	Bill Review Fee	4.49
01/14/2019	206931	Sweetwater Authority	09/01/2017	Bill Review Fee	8.50
01/14/2019	206931	Sweetwater Authority	09/01/2017	Bill Review Fee	4.76
01/14/2019	206931	Solano Irrigation District	11/15/2018	Bill Review Fee	8.50
01/14/2019	206931	Solano Irrigation District	11/15/2018	Bill Review Fee	0.26
01/14/2019	206931	Solano Irrigation District	11/15/2018	Bill Review Fee	8.50
01/14/2019	206931	Solano Irrigation District	11/15/2018	Bill Review Fee	0.24
01/14/2019	206931	Calaveras County Water District	07/12/2018	Bill Review Fee	8.50
01/14/2019	206931	Calaveras County Water District	07/12/2018	Bill Review Fee	1.87
01/14/2019	206931	Santa Fe Irrigation District	05/02/2018	Bill Review Fee	8.50
01/14/2019	206931	Santa Fe Irrigation District	05/02/2018	Bill Review Fee	5.53
01/14/2019	206931	Merced Irrigation District	07/15/2018	Bill Review Fee	8.50
01/14/2019	206931	Merced Irrigation District	07/15/2018	Bill Review Fee	5.75
01/14/2019	206931	Helix Water District	11/28/2018	Bill Review Fee	8.50
01/14/2019	206931	Kern County Water Agency	09/16/2016	Bill Review Fee	8.50
01/14/2019	206931	Kern County Water Agency	09/16/2016	Bill Review Fee	18.15
01/14/2019	206931	Palmdale Water District	03/14/2018	Bill Review Fee	8.50
01/14/2019	206931	Palmdale Water District	03/14/2018	Bill Review Fee	17.00
01/14/2019	206932	Yuba County Water Agency	05/08/2017	Testing/Supplies	744.46
01/14/2019	206933	Santa Fe Irrigation District	05/02/2018	Physical therapy	125.30
01/14/2019	206934	East Contra Costa Irrigation District	01/30/2013	Mileage	29.98
01/14/2019	206935	El Dorado Irrigation District	08/23/2018	Mileage	178.11
01/14/2019	206936	Fair Oaks Water District	04/26/2018	Photocopy	5.48

from 01/01/2019
to 01/15/2019

ACWA Joint Powers Insurance Authority

Sorted By Check

Claims Payment Report

<u>Check Date</u>	<u>Check Number</u>	<u>District Name</u>	<u>Claim Date</u>	<u>Transaction Type</u>	<u>Amount</u>
01/14/2019	206937	Fair Oaks Water District	04/26/2018	Photocopy	180.00
01/14/2019	206938	Fair Oaks Water District	04/26/2018	Photocopy	5.48
01/14/2019	206939	Carpinteria Valley Water District	01/24/2012	VR services/QRR	742.50
01/14/2019	206940	Kaweah Delta Water Conservation District	10/07/2014	Testing/Supplies	523.70
01/14/2019	206941	Paradise Irrigation District	10/28/2012	Pharmacy	29.99
01/14/2019	206942	Reclamation District #108	06/01/2004	Pharmacy	406.21
01/14/2019	206943	Merced Irrigation District	03/17/2009	Pharmacy	1,245.85
01/14/2019	206944	Vallecitos Water District	11/19/2012	Pharmacy	15.93
01/14/2019	206945	Vallecitos Water District	11/20/2012	Pharmacy	8.23
01/14/2019	206946	Tulare Irrigation District	03/14/2018	Pharmacy	105.61
01/14/2019	206947	Merced Irrigation District	11/09/2018	Pharmacy	12.10
01/14/2019	206948	Merced Irrigation District	07/15/2018	Mileage	271.41
01/14/2019	206949	Tahoe City Public Utility District	05/16/2018	Testing/Supplies	13.17
01/14/2019	206950	Fallbrook Public Utility District	10/26/2018	Testing/Supplies	344.81
01/14/2019	206951	Joshua Basin Water District	11/09/2018	Testing/Supplies	344.81
01/14/2019	206952	Carpinteria Valley Water District	01/29/2018	Testing/Supplies	403.58
01/14/2019	206953	Joshua Basin Water District	11/09/2018	Investigation/Subrosa	689.46
01/14/2019	206954	Western Municipal Water District	09/11/2018	Investigation/Subrosa	1,992.38
01/14/2019	206955	Helix Water District	11/28/2018	Testing/Supplies	45.48
01/14/2019	206956	Sweetwater Authority	11/28/2018	Medical, general	179.99
01/14/2019	206957	San Luis & Delta-Mendota Water Authority	10/04/2017	Med/Legal evaluation	937.50
01/14/2019	206958	Fallbrook Public Utility District	11/30/2018	Pharmacy	29.96
01/14/2019	206959	Solano Irrigation District	07/03/2018	Hospital (Inpatient)	438.92
01/14/2019	206960	Alta Irrigation District	11/19/2014	Legal (Defense)	54.00
01/14/2019	206961	San Luis Water District	08/09/2013	Legal (Defense)	45.00
01/14/2019	206962	Consolidated Irrigation District	06/17/2009	Legal (Defense)	120.00
01/14/2019	206963	Berrenda Mesa Water District	07/27/2016	Legal (Defense)	15.00
01/14/2019	206964	Buena Vista Water Storage District	12/09/2014	Legal (Defense)	618.00
01/14/2019	206965	Corcoran Irrigation District	12/13/2017	Legal (Defense)	1,614.00
01/14/2019	206966	Corcoran Irrigation District	12/13/2017	Legal (Defense)	330.00
01/15/2019	206967	Western Municipal Water District	07/30/2018	Adjuster	2,644.23
01/15/2019	206968	Rancho California Water District	08/22/2018	Adjuster	1,164.50
01/15/2019	206969	Fresno Irrigation District	08/16/2018	Property - District Property	1,159.75
01/15/2019	206970	Georgetown Divide Public Utility District	09/04/2018	Liability - Property Damage	2,500.00
01/15/2019	206971	West Valley Water District	01/26/2017	Expense General	85.50
01/15/2019	206972	South Coast Water District	12/28/2018	TTD	520.83
01/15/2019	206973	Palmdale Water District	08/29/2016	PPD	580.00
01/15/2019	206974	Helix Water District	09/30/2015	PPD	580.00
01/15/2019	206975	Fallbrook Public Utility District	10/26/2018	Bill Review Fee	8.50
01/15/2019	206975	Amador Water Agency	09/13/2018	Bill Review Fee	8.50
01/15/2019	206975	Amador Water Agency	09/13/2018	Bill Review Fee	5.65
01/15/2019	206975	Desert Water Agency	11/27/2018	Bill Review Fee	8.50
01/15/2019	206975	Desert Water Agency	11/27/2018	Bill Review Fee	1.86
01/15/2019	206975	Merced Irrigation District	07/13/2010	Bill Review Fee	8.50

from 01/01/2019
to 01/15/2019

ACWA Joint Powers Insurance Authority

Sorted By Check

Claims Payment Report

<u>Check Date</u>	<u>Check Number</u>	<u>District Name</u>	<u>Claim Date</u>	<u>Transaction Type</u>	<u>Amount</u>
01/15/2019	206975	Merced Irrigation District	07/13/2010	Bill Review Fee	2.99
01/15/2019	206975	Sweetwater Authority	08/16/2017	Bill Review Fee	8.50
01/15/2019	206975	Western Municipal Water District	07/25/2018	Bill Review Fee	8.50
01/15/2019	206975	Western Municipal Water District	07/25/2018	Bill Review Fee	2.06
01/15/2019	206975	Vista Irrigation District	10/15/2018	Bill Review Fee	8.50
01/15/2019	206975	Vista Irrigation District	10/15/2018	Bill Review Fee	1.42
01/15/2019	206975	Rancho California Water District	03/18/2008	Bill Review Fee	8.50
01/15/2019	206975	Browns Valley Irrigation District	08/02/2018	Bill Review Fee	8.50
01/15/2019	206975	Humboldt Bay Municipal Water District	12/18/2018	Bill Review Fee	8.50
01/15/2019	206975	Humboldt Bay Municipal Water District	12/18/2018	Bill Review Fee	20.18
01/15/2019	206975	Vista Irrigation District	04/24/2017	Bill Review Fee	8.50
01/15/2019	206975	Vista Irrigation District	04/24/2017	Bill Review Fee	5.87
01/15/2019	206975	Yuba County Water Agency	06/07/2018	Bill Review Fee	8.50
01/15/2019	206975	Valley Center Municipal Water District	09/12/2018	Bill Review Fee	8.50
01/15/2019	206975	Valley Center Municipal Water District	09/12/2018	Bill Review Fee	9.71
01/15/2019	206976	Yuba County Water Agency	05/08/2017	Case management service	168.00
01/15/2019	206977	Palmdale Water District	11/13/2017	TTD	1,564.26
01/15/2019	206978	Helix Water District	05/18/2010	Medical, general	1,200.00
01/15/2019	206979	Yolo County Flood Control & Water Conse	11/21/1991	Life pension	84.00
01/15/2019	206980	Fallbrook Public Utility District	09/11/2018	TTD	1,369.83
01/15/2019	206981	Merced Irrigation District	07/13/2010	Legal (Defense)	212.50
01/15/2019	206982	South Sutter Water District	08/16/2005	Legal (Defense)	207.60
01/15/2019	206983	Banta Carbona Irrigation District	04/09/2014	Legal (Defense)	237.30
01/15/2019	206984	Soquel Creek Water District	08/17/2017	Legal (Defense)	627.49
01/15/2019	206985	Helix Water District	05/18/2010	Medical, general	1,500.00
01/15/2019	206986	Walnut Valley Water District	12/07/2010	Legal (Defense)	651.52
01/15/2019	206987	Helix Water District	05/18/2010	Medical, general	225.00
01/15/2019	206988	South Tahoe Public Utility District	11/26/2018	Photocopy	36.00
01/15/2019	206989	South Tahoe Public Utility District	11/07/2018	Photocopy	96.71
01/15/2019	206990	Vallecitos Water District	11/20/2012	Legal (Defense)	746.00
01/15/2019	206991	Vallecitos Water District	11/19/2012	Legal (Defense)	317.00
01/15/2019	206992	Helix Water District	05/18/2010	Legal (Defense)	1,876.75
01/15/2019	206993	Helix Water District	05/12/2015	Legal (Defense)	319.00
01/15/2019	206994	Vallecitos Water District	01/14/2016	Legal (Defense)	171.75
01/15/2019	206995	Ramona Municipal Water District	04/10/2013	Legal (Defense)	487.00
01/15/2019	206996	Moulton Niguel Water District	02/08/2012	IMR Fee	390.00
01/15/2019	206997	Vallecitos Water District	11/19/2012	IMR Fee	390.00
01/15/2019	206998	Patterson Irrigation District	08/09/2012	IMR Fee	390.00
01/15/2019	206999	Fair Oaks Water District	04/26/2018	Photocopy	5.48
01/15/2019	207000	Elsinore Valley Municipal Water District	06/04/2009	PPD	405,537.00
01/15/2019	207001	Elsinore Valley Municipal Water District	06/04/2009	C&R/Future Medical	467,406.00
01/15/2019	207002	Elsinore Valley Municipal Water District	06/04/2009	Medical setaside	61,612.00
01/15/2019	207003	San Juan Water District	10/12/2016	PPD	580.00
01/15/2019	207004	San Juan Water District	01/26/2016	Mileage	57.42

from 01/01/2019
to 01/15/2019

ACWA Joint Powers Insurance Authority

Sorted By Check

Claims Payment Report

<u>Check Date</u>	<u>Check Number</u>	<u>District Name</u>	<u>Claim Date</u>	<u>Transaction Type</u>	<u>Amount</u>
01/15/2019	207005	Orange County Water District	10/16/2018	Medical, general	15.00
01/15/2019	207006	Browns Valley Irrigation District	08/02/2018	TTD	1,571.74
01/15/2019	207007	Browns Valley Irrigation District	08/02/2018	TTD	1,571.74
01/15/2019	207008	Palmdale Water District	05/15/2017	Legal (Defense)	780.00
01/15/2019	207009	San Luis & Delta-Mendota Water Authority	02/29/2016	PPD	61.11
01/15/2019	207010	Elsinore Valley Municipal Water District	06/04/2009	Mileage	660.55
01/15/2019	207011	San Luis & Delta-Mendota Water Authority	07/09/2012	PPD	3,450.00
01/15/2019	207012	Valley Center Municipal Water District	09/12/2018	TTD	2,430.54
01/15/2019	207013	Merced Irrigation District	07/13/2010	Medical, general	137.38
01/15/2019	207014	Vista Irrigation District	10/15/2018	Medical, general	108.17
				Total	2,195,685.38

From 01/01/2019
to 01/15/2019

ACWA Joint Powers Insurance Authority

Sorted By Check Number

Vendor Payment Report

<u>Check Number</u>	<u>Check Date</u>	<u>Name</u>	<u>Invoice Description</u>	<u>Amount</u>	<u>Batch ID</u>
55859	01/03/2019	STEVEN E. LAMAR	EXCO LODGING 9/17-18/18	1,777.29	7627
55860	01/03/2019	ACWA/JPIA EMPLOYEE FUND	18 BIRTHDAYS X \$3.00 EACH 4TH QUARTER 2018	54.00	7627
55861	01/03/2019	FRANCHISE TAX BOARD	WITH HOLDING ORDER FOR 1/4/19 PAYROLL	134.00	7627
55862	01/03/2019	DENISE J. DURAN-HANRATTY	4 COLOR LETTERHEAD	280.23	7627
55863	01/03/2019	EL TORO WATER DISTRICT	REMAINDER OF \$2000 WELLNESS GRANT FOR 2018. DISTRICT DID NOT BOOK ANTHEM SPEAKER IN 2018	325.00	7627
55864	01/03/2019	FIRST ALARM SECURITY AND PATROL	PATROL SERVICES FOR JANUARY 2019	50.00	7627
55865	01/03/2019	IRVINE RANCH WATER DISTRICT	REIMBURSEMENT FOR EXCO MEETING TRAVEL 9/18/18 - STEVEN LAMAR	217.97	7627
55866	01/03/2019	Paradyme Sound and Vision	UPDATED USB DRIVER ON THE PC. UPDATED WINDOWS ON THE PC. REBOOT VADDIO USB DRIVER . T SHOT VADDIO CAMERA FEEDS	222.00	7627
55867	01/03/2019	RALPH SCOTT	MONTHLY SERVICE FOR DECEMBER 2018	1,945.00	7627
55868	01/03/2019	RANCHO CALIFORNIA WATER DISTRICT	REMAINDER OF \$2000 WELLSNESS GRANT 2018-DISTRICT DID NOT BOOK ANTHEM SPEAKER IN 2018	400.00	7627
55869	01/03/2019	KEVIN J. CUTIGNI	SERVICE CALLS AND MAINTENACE DECEMBER 2018	1,468.28	7627
55870	01/03/2019	UNITED STATES TREASURY	IRS PAYROLL DEDUCTION FOR PAYROLL 1/4/19	530.00	7627
55871	01/03/2019	VALLEY FIRE AND SECURITY ALARMS,INC	SECURITY SYSTEM AND FIRE SPRINKLER MONITORING FOR JANUARY 2019	70.00	7627
55872	01/09/2019	THOMAS A. CUQUET	EXCO ACWA FALL CONF 2018 MEALS/MISC 11/25-30/18	1,349.51	7661
55873	01/09/2019	ALHAMBRA	COFFE SERVICE RENTAL	11.00	7661
55874	01/09/2019	BEYOND COMPARE LLC	CARPET CLEANING 1/5/19	1,500.00	7661
55875	01/09/2019	BURKETTS OFFICE SUPPLIES, INC.	PAPER	883.83	7661
55876	01/09/2019	FRANCHISE TAX BOARD	WITHHOLDING ORDER-FINAL PAYMENT	8.65	7661

From 01/01/2019
to 01/15/2019

ACWA Joint Powers Insurance Authority

Sorted By Check Number

Vendor Payment Report

<u>Check Number</u>	<u>Check Date</u>	<u>Name</u>	<u>Invoice Description</u>	<u>Amount</u>	<u>Batch ID</u>
55877	01/09/2019	DENISE J. DURAN-HANRATTY	COPY LETTERHEAD	226.41	7661
55878	01/09/2019	CREATIVE PLANT DESIGNS	MONTHLY MAINTENANCE FEE PLUS PLANT	195.03	7661
55879	01/09/2019	EMPLOYEE BENEFITS LAW GROUP PC	FOR SERVICES AND COSTS EMPLOYEE BENEFITS CLIENT# AS0007	7,187.50	7661
55880	01/09/2019	FIRST ALARM SECURITY AND PATROL	ALARM RESPONSES FOR DECEMBER 2018	15.00	7661
55881	01/09/2019	INTERCARE HOLDINGS INSURANCE SERVICES	CLAIM PAYMENT FOR DECEMBER 2018 CONTRACT #4500079812	390.00	7661
55882	01/09/2019	ISO SERVICES, INC.	UF CALIMS MONO-LINE AND CS CASUALTY ANNUAL FEE FOR 2019	1,155.50	7661
55883	01/09/2019	KANTOLA TRAINING SOLUTIONS LLC	300 LICENSES FOR ONLINE SEXUAL HARASSMENT PREVENTION TRAINING CUSTOMER #291288	4,560.00	7661
55884	01/09/2019	KIRTON MCCONKIE	PROFESSIONAL SERVICES CLIENT MATTER: 29534-1 REGARDING CAPTIVE	896.00	7661
55885	01/09/2019	LEVEL 3 COMMUNICATIONS, LLC	CONFERENCE CHARGES FOR DECEMBER 2018	70.20	7661
55886	01/09/2019	REDLINE COURIER SERVICE INC	COURIER SERVICE DECEMBER 2018 CUSTOMER #1543	750.00	7661
55887	01/09/2019	THE SACRAMENTO BEE	52 WEEKS SUBSCRIPTION RENEWAL ACCT# SAC-79009588	594.43	7661
55888	01/09/2019	THOMSON REUTERS - WEST PAYMENT CENTER	CA CIVIL PRACTICE STATUTES AND RULES 2019 SUBSCRIPTION 12/5/18-1/4/19 ACCT# 1000771846	80.97	7661
55889	01/09/2019	UNITED PARCEL SERVICE	DELIVERY SERVICE 12/27/18	613.76	7661
55890	01/09/2019	XEROX CORPORATION	V180EXP1 EX 180P EFI BASE CHARGE FOR DECEMBER 2018	7,067.72	7661
ACH: 0005438	01/03/2019	CAROL BARAKE	CELL PHONE REIMBURSEMENT 11/14/18 TO 12/13/18	50.00	7632
ACH: 0005439	01/03/2019	JESUS COTA	POSTAGE	1.42	7632
ACH: 0005440	01/03/2019	SARAH CRAWFORD	MEMBER TRAINING TRAVEL 12/10-19/18	211.20	7632
ACH: 0005441	01/03/2019	DAVID EVARISTE deBERNARDI	STAFF TRAVEL 12/20/18	3.82	7632

From 01/01/2019
to 01/15/2019

ACWA Joint Powers Insurance Authority
Vendor Payment Report

Sorted By Check Number

<u>Check Number</u>	<u>Check Date</u>	<u>Name</u>	<u>Invoice Description</u>	<u>Amount</u>	<u>Batch ID</u>
ACH: 0005442	01/03/2019	DAVID A DRAKE	EXCO PER DIEM 12/13/18	297.56	7632
ACH: 0005443	01/03/2019	EDWARD G. GLADBACH	EXCO PER DIEM 12/13/18	329.56	7632
ACH: 0005444	01/03/2019	MELODY A. HENRIQUES-McDONALD	EXCO PER DIEM 12/13/18	297.56	7632
ACH: 0005445	01/03/2019	LEE S. PATTON	PROPERTY TRAVEL 12/17-19/18	233.29	7632
ACH: 0005446	01/03/2019	KAREN THESING	STAFF TRAVEL 12/11-14/18	167.31	7632
ACH: 0005447	01/02/2019	Payroll Clearing Account	STAFF PAYROLL 1/4/19	123,306.01	7635
ACH: 0005448	01/03/2019	SCHOLARSHARE COLLEGE SAVINGS PLAN	PAYMENT 1/4/19- C. CAMACHO	20.00	7636
ACH: 0005449	01/03/2019	SCHOLARSHARE COLLEGE SAVINGS PLAN	SCHOLARSHARE PAYMENT -R. GREENFIELD PAYROLL 1/4/19	100.00	7637
ACH: 0005450	01/03/2019	INTERNAL REVENUE SERVICE	FEDERAL PAYROLL TAXES-K.FORBES VACATION CK 1/4/19	591.86	7638
ACH: 0005451	01/03/2019	INTERNAL REVENUE SERVICE	FEDERAL PAYROLL TAXES FOR STAFF PAYROLL 1/4/19	24,305.25	7639
ACH: 0005452	01/03/2019	EMPLOYMENT DEVELOPMENT DEPARTMENT	STATE PAYROLL TAXES FOR STAFF PAYROLL 1/4/19	13,270.20	7640
ACH: 0005453	01/04/2019	HEALTH EQUITY	STAFF HSA CONTRIBUTIONS FOR 1/4/19 PAYROLL	5,463.46	7641
ACH: 0005454	01/04/2019	AMERICAN FUNDS GROUP	STAFF ROTH IRA CONTRIBUTIONS FOR PAYROLL 1/4/19	386.50	7642
ACH: 0005455	01/02/2019	HEALTH EQUITY	2019 HSA ER CONTRIBUTIONS	58,400.00	7643
ACH: 0005456	01/03/2019	HEALTH EQUITY	HSA 2019 ADDL CONTRIBUTION-C. BARAKE	2,000.00	7644
ACH: 0005457	01/04/2019	LINCOLN FINANCIAL GROUP	LINCOLN 457 CONTRIBUTIONS FOR STAFF PAYROLL 1/4/19	2,017.31	7645
ACH: 0005458	01/04/2019	CONSOLIDATED COMMUNICATIONS	LONG DISTANCE SERVICE 12/9/18 TO 01/08/19	1,984.60	7646
ACH: 0005459	01/02/2019	BLUEPAY	CREDIT CARD PROCESSING FEES FOR DECEMBER 2018	169.00	7649
ACH: 0005460	01/07/2019	VISION SERVICE PLAN	CLAIM PAYMENTS FOR DECEMBER 2018	128,568.53	7654
ACH: 0005461	01/07/2019	CITY OF ROSEVILLE	UTILITY BILLING 11/07/18 TO 12/06/18	2,727.63	7655

From 01/01/2019
to 01/15/2019

ACWA Joint Powers Insurance Authority

Sorted By Check Number

Vendor Payment Report

<u>Check Number</u>	<u>Check Date</u>	<u>Name</u>	<u>Invoice Description</u>	<u>Amount</u>	<u>Batch ID</u>
ACH: 0005462	01/07/2019	PUBLIC EMPLOYEES RETIREMENT SYSTEM	STAFF 457 CONTRIBUTIONS FOR 1/4/19 PAYROLL	30,208.64	7656
ACH: 0005463	01/07/2019	PUBLIC EMPLOYEES RETIREMENT SYSTEM	EMPLOYER CONTRIBUTIONS PEPRA FOR 1/4/19 PAYROLL	27,588.69	7657
ACH: 0005464	01/07/2019	PG and E	GAS CHARGES 11/17/18 TO 12/17/18	1,331.47	7660
ACH: 0005465	01/08/2019	CYNTHIA A. BUSCHMANN	POSTAGE	5.70	7662
ACH: 0005466	01/08/2019	ROBIN FLINT	OSHA TRAINING MEALS/MISC 12/10-13/18	355.59	7662
ACH: 0005467	01/08/2019	KEITH FORBES	RAS TRAVEL 12/20/18	79.98	7662
ACH: 0005468	01/08/2019	PETER KUCHINSKY II	CELL PHONE AND INTERNET 12/26/18 TO 1/25/19	100.00	7662
ACH: 0005469	01/08/2019	JENNIFER LYNN NOGOSEK	CELLL PHONE REIMBURSEMENT 12/4/18 TO 1/3/19	50.00	7662
ACH: 0005470	01/08/2019	LEE S. PATTON	RAS TRAVEL 1/3/19	148.94	7662
ACH: 0005471	01/08/2019	CHARLES P. WAGENSELLER	PROPERTY TRAVEL MEALS/MISC 12/17-20/18	61.33	7662
ACH: 0005472	01/01/2019	HEALTH EQUITY	HSA ADMIN FEE FOR JANUARY 2019	94.40	7665
ACH: 0005473	01/10/2019	DOUGLAS PROFESSIONAL OWNERS ASSOC.	1ST QTR ASSESSMENT DUES ACCT# RM 1601	2,548.25	7669
ACH: 0005474	01/11/2019	WALTER A SELLS	CEO AUTO ALLOWANCE JANUARY 2019	1,200.00	7677
ACH: 0005475	01/14/2019	ATT MOBILITY	WIRELESS CHARGES 11/20/18 TO 12/19/18	605.71	7678
ACH: 0005476	01/14/2019	MHN MANAGED HEALTH NETWORK	MHN PREMIUM PAYMENT JANUARY 2019	7,021.08	7679
ACH: 0005477	01/14/2019	DeltaCare USA	PREMIUM PAYMENT FOR JANUARY 2019	8,260.46	7680
ACH: 0005478	01/14/2019	VISION SERVICE PLAN	PREMIUM PAYMENT FOR JANUARY 2019	15,206.40	7681
ACH: 0005479	01/14/2019	STEALTH BENEFIT SOLUTIONS	STEALTH PREMIUM PAYMENT FOR JANUARY 2019	236,841.05	7682
ACH: 0005480	01/14/2019	ANTHEM BLUE CROSS OF CALIFORNIA	PPO PREMIUM PAYMENT FOR JANUARY 2019	272,886.62	7683
ACH: 0005481	01/14/2019	KAISER PERMANENTE - NORTH	PREMIUM PAYMENT JANUARY 2019	589,634.73	7684
ACH: 0005482	01/14/2019	KAISER PERMANENTE - SOUTH	PREMIUM PAYMENT FOR JANUARY 2019	1,429,119.27	7685
EBC: 0002711	01/01/2019	ANTHEM BLUE CROSS OF CALIFORNIA	EB CLAIM PAYMENTS CK#677322-CK#677426	14,295.76	7628

From 01/01/2019
to 01/15/2019

ACWA Joint Powers Insurance Authority
Vendor Payment Report

Sorted By Check Number

<u>Check Number</u>	<u>Check Date</u>	<u>Name</u>	<u>Invoice Description</u>	<u>Amount</u>	<u>Batch ID</u>
EBC: 0002712	01/01/2019	ANTHEM BLUE CROSS OF CALIFORNIA	EB ELECTRONIC CLAIM PAYMENTS EG35458981-EG35459159	140,545.86	7629
EBC: 0002713	01/02/2019	ANTHEM BLUE CROSS OF CALIFORNIA	EB CLAIM PAYMENTS CK#677427-CK#677492	16,510.94	7630
EBC: 0002714	01/02/2019	ANTHEM BLUE CROSS OF CALIFORNIA	EB ELECTRONIC CLAIM PAYMENTS EG35468007-EG35468141	204,110.73	7631
EBC: 0002715	01/03/2019	ANTHEM BLUE CROSS OF CALIFORNIA	EB CLAIM PAYMENTS CK#677493-CK#677600	45,241.92	7633
EBC: 0002716	01/03/2019	ANTHEM BLUE CROSS OF CALIFORNIA	EB ELECTRONIC CLAIM PAYMENTS EG35479648-EG35479852	130,465.13	7634
EBC: 0002717	01/04/2019	ANTHEM BLUE CROSS OF CALIFORNIA	PHARMACY CLAIMS (MEDICARE D) DEC 24 TO DEC 30, 2018	419,279.86	7647
EBC: 0002718	01/04/2019	DELTA DENTAL INSURANCE COMPANY	DELTA DENTAL EB CLAIM PAYMENTS DECEMBER 21-27, 2018	159,871.49	7648
EBC: 0002719	01/04/2019	ANTHEM BLUE CROSS OF CALIFORNIA	EB CLAIM PAYMENTS CK#677601-CK#677699	16,574.08	7650
EBC: 0002720	01/04/2019	ANTHEM BLUE CROSS OF CALIFORNIA	EB ELECTRONIC CLAIM PAYMENTS EG35492115-EG35492280	135,451.69	7651
EBC: 0002721	01/05/2019	ANTHEM BLUE CROSS OF CALIFORNIA	EB CLAIM PAYMENTS CK#677700-CK#677813	11,859.82	7652
EBC: 0002722	01/05/2019	ANTHEM BLUE CROSS OF CALIFORNIA	EB ELECTRONIC CLAIM PAYMENTS EG35504432-EG35504616	35,579.81	7653
EBC: 0002723	01/07/2019	ANTHEM BLUE CROSS OF CALIFORNIA	EB CLAIM PAYMENTS CK#677814-CK#677857	11,200.09	7658
EBC: 0002724	01/07/2019	ANTHEM BLUE CROSS OF CALIFORNIA	EB ELECTRONIC CLAIM PAYMENTS EG35515899-EG35515980	140,637.23	7659
EBC: 0002725	01/08/2019	ANTHEM BLUE CROSS OF CALIFORNIA	EB CLAIM PAYMENTS CK#677858-CK#677942	16,359.64	7663
EBC: 0002726	01/08/2019	ANTHEM BLUE CROSS OF CALIFORNIA	EB ELECTRONIC CLAIM PAYMENTS EG35527242-EG35527393	265,223.71	7664
EBC: 0002727	01/09/2019	DELTA DENTAL INSURANCE COMPANY	DELTA DENTAL EB CLAIM PAYMENTS JANUARY 1-3, 2019	101,674.34	7666
EBC: 0002728	01/09/2019	ANTHEM BLUE CROSS OF CALIFORNIA	EB CLAIM PAYMENTS CK#677943-CK#35538611	9,399.21	7667
EBC: 0002729	01/09/2019	ANTHEM BLUE CROSS OF CALIFORNIA	EB ELECTRONIC CLAIM PAYMENTS EG35538453-EG35538611	227,949.30	7668
EBC: 0002730	01/10/2019	ANTHEM BLUE CROSS OF CALIFORNIA	EB CLAIM PAYMENTS CK#678041-CK#678123	10,760.48	7670

From 01/01/2019
to 01/15/2019

ACWA Joint Powers Insurance Authority

Sorted By Check Number

Vendor Payment Report

<u>Check Number</u>	<u>Check Date</u>	<u>Name</u>	<u>Invoice Description</u>	<u>Amount</u>	<u>Batch ID</u>
EBC: 0002731	01/10/2019	ANTHEM BLUE CROSS OF CALIFORNIA	EB ELECTRONIC CLAIM PAYMENTS EG35550752-EG35550891	75,628.91	7671
EBC: 0002732	01/11/2019	ANTHEM BLUE CROSS OF CALIFORNIA	CREDIT FROM PREVIOUS INVOICE 1218033M	174,224.18	7672
EBC: 0002733	01/11/2019	ANTHEM BLUE CROSS OF CALIFORNIA	EB CLAIM PAYMENTS CK#678124-CK#678214	17,023.54	7673
EBC: 0002734	01/11/2019	ANTHEM BLUE CROSS OF CALIFORNIA	EB ELECTRONIC CLAIM PAYMENTS EG35564109-EG35564286	249,338.59	7674
EBC: 0002735	01/12/2019	ANTHEM BLUE CROSS OF CALIFORNIA	EB CLAIM PAYMENTS CK#678215-CK#678300	6,679.13	7675
EBC: 0002736	01/12/2019	ANTHEM BLUE CROSS OF CALIFORNIA	EB ELECTRONIC CLAIM PAYMENTS EG35576082-EG35576238	46,138.38	7676
EBC: 0002737	01/14/2019	ANTHEM BLUE CROSS OF CALIFORNIA	EB CLAIM PAYMENTS CK#678301-CK#678353	20,280.12	7686
EBC: 0002738	01/14/2019	ANTHEM BLUE CROSS OF CALIFORNIA	EB ELECTRONIC CLAIM PAYMENTS EG35587361-EG35587490	71,034.66	7687
Total				5,796,618.26	

from 01/16/2019
to 01/31/2019

ACWA Joint Powers Insurance Authority

Sorted By Check

Claims Payment Report

<u>Check Date</u>	<u>Check Number</u>	<u>District Name</u>	<u>Claim Date</u>	<u>Transaction Type</u>	<u>Amount</u>
01/16/2019	207015	Fresno Irrigation District	06/02/2018	Defense Attorney	882.00
01/16/2019	207016	Fresno Irrigation District	09/14/2018	Expert	1,880.00
01/16/2019	207017	North Coast County Water District	10/10/2016	Liability - Expense	44.84
01/16/2019	207018	Calleguas Municipal Water District	10/01/2018	Medical, general	308.65
01/16/2019	207019	Cachuma Operation and Maintenance Bo	06/21/2018	Medical, general	108.77
01/16/2019	207020	Alta Irrigation District	11/19/2014	PPD	580.00
01/16/2019	207021	Valley Center Municipal Water District	09/12/2018	Medical, general	737.86
01/16/2019	207022	Solano Irrigation District	11/15/2018	Testing/Supplies	11.67
01/16/2019	207023	Solano Irrigation District	11/15/2018	Testing/Supplies	10.77
01/16/2019	207024	Rancho California Water District	03/18/2008	Anesthesiologist	222.54
01/16/2019	207025	El Toro Water District	05/31/2018	Physical therapy	101.75
01/16/2019	207026	Orange County Water District	10/10/2017	Bill Review Fee	8.50
01/16/2019	207026	Fallbrook Public Utility District	10/26/2018	Bill Review Fee	8.50
01/16/2019	207026	Fallbrook Public Utility District	10/26/2018	Bill Review Fee	8.50
01/16/2019	207026	Rancho California Water District	09/17/2018	Bill Review Fee	8.50
01/16/2019	207026	Rancho California Water District	09/17/2018	Bill Review Fee	7.36
01/16/2019	207026	Rancho California Water District	09/17/2018	Bill Review Fee	8.50
01/16/2019	207026	Rancho California Water District	09/17/2018	Bill Review Fee	8.96
01/16/2019	207026	Rancho California Water District	09/17/2018	Bill Review Fee	8.50
01/16/2019	207026	Rancho California Water District	09/17/2018	Bill Review Fee	7.36
01/16/2019	207026	Joshua Basin Water District	11/09/2018	Bill Review Fee	8.50
01/16/2019	207026	Joshua Basin Water District	11/09/2018	Bill Review Fee	2.02
01/16/2019	207026	Merced Irrigation District	11/09/2018	Bill Review Fee	8.50
01/16/2019	207026	Merced Irrigation District	11/09/2018	Bill Review Fee	5.80
01/16/2019	207026	Calleguas Municipal Water District	10/01/2018	Bill Review Fee	8.50
01/16/2019	207026	Elsinore Valley Municipal Water District	05/05/2014	Bill Review Fee	8.50
01/16/2019	207026	Sweetwater Authority	09/01/2017	Bill Review Fee	8.50
01/16/2019	207026	Sweetwater Authority	09/01/2017	Bill Review Fee	4.49
01/16/2019	207026	Sweetwater Authority	09/01/2017	Bill Review Fee	8.50
01/16/2019	207026	Sweetwater Authority	09/01/2017	Bill Review Fee	5.14
01/16/2019	207026	Westborough Water District	12/12/2017	Bill Review Fee	8.50
01/16/2019	207026	Westborough Water District	12/12/2017	Bill Review Fee	5.33
01/16/2019	207026	Mesa Water District	07/16/2018	Bill Review Fee	8.50
01/16/2019	207026	Mesa Water District	07/16/2018	Bill Review Fee	1.84
01/16/2019	207026	Corcoran Irrigation District	12/13/2017	Bill Review Fee	8.50
01/16/2019	207026	San Juan Water District	08/28/2003	Bill Review Fee	8.50
01/16/2019	207026	San Juan Water District	08/28/2003	Bill Review Fee	17.68
01/16/2019	207026	Calaveras County Water District	07/12/2018	Bill Review Fee	8.50
01/16/2019	207026	Calaveras County Water District	07/12/2018	Bill Review Fee	9.37
01/16/2019	207026	Twentynine Palms Water District	05/10/2018	Bill Review Fee	8.50
01/16/2019	207026	Twentynine Palms Water District	05/10/2018	Bill Review Fee	2.58
01/16/2019	207026	Orange County Water District	10/16/2018	Bill Review Fee	8.50
01/16/2019	207026	Orange County Water District	10/16/2018	Bill Review Fee	5.24

from 01/16/2019
to 01/31/2019

ACWA Joint Powers Insurance Authority

Sorted By Check

Claims Payment Report

<u>Check Date</u>	<u>Check Number</u>	<u>District Name</u>	<u>Claim Date</u>	<u>Transaction Type</u>	<u>Amount</u>
01/16/2019	207026	Orange County Water District	10/16/2018	Bill Review Fee	8.50
01/16/2019	207026	Orange County Water District	10/16/2018	Bill Review Fee	5.24
01/16/2019	207026	Orange County Water District	10/16/2018	Bill Review Fee	8.50
01/16/2019	207026	Orange County Water District	10/16/2018	Bill Review Fee	5.24
01/16/2019	207026	Goleta Water District	04/18/2018	Bill Review Fee	8.50
01/16/2019	207026	Goleta Water District	04/18/2018	Bill Review Fee	0.36
01/16/2019	207026	Carpinteria Valley Water District	01/24/2012	Bill Review Fee	8.50
01/16/2019	207026	El Toro Water District	05/31/2018	Bill Review Fee	8.50
01/16/2019	207026	El Toro Water District	05/31/2018	Bill Review Fee	4.49
01/16/2019	207026	Tulare Irrigation District	10/19/2011	Bill Review Fee	8.50
01/16/2019	207026	Cachuma Operation and Maintenance Bo	06/21/2018	Bill Review Fee	8.50
01/16/2019	207026	Cachuma Operation and Maintenance Bo	06/21/2018	Bill Review Fee	13.26
01/16/2019	207026	Orange County Water District	09/27/2018	Bill Review Fee	8.50
01/16/2019	207026	Orange County Water District	09/27/2018	Bill Review Fee	2.02
01/16/2019	207027	Elsinore Valley Municipal Water District	06/04/2009	Legal (Defense)	13,406.20
01/16/2019	207028	Twentynine Palms Water District	05/10/2018	Medical, general	171.41
01/16/2019	207029	Desert Water Agency	11/27/2018	Medical, general	141.42
01/16/2019	207030	Joshua Basin Water District	11/09/2018	Medical, general	153.70
01/16/2019	207031	Elsinore Valley Municipal Water District	05/05/2014	Med/Legal evaluation	6,437.50
01/16/2019	207032	Sweetwater Authority	09/01/2017	Physical therapy	101.75
01/16/2019	207033	Sweetwater Authority	09/01/2017	Physical therapy	107.98
01/16/2019	207034	Sweetwater Authority	09/01/2017	Physical therapy	101.75
01/16/2019	207035	Sweetwater Authority	09/01/2017	Physical therapy	116.60
01/16/2019	207036	Rancho California Water District	09/17/2018	Medical, general	83.02
01/16/2019	207037	Rancho California Water District	09/17/2018	Medical, general	99.15
01/16/2019	207038	Rancho California Water District	09/17/2018	Medical, general	70.56
01/16/2019	207039	Carpinteria Valley Water District	01/24/2012	Med/Legal evaluation	500.00
01/16/2019	207040	Western Municipal Water District	07/25/2018	Medical, general	60.39
01/16/2019	207041	Amador Water Agency	09/13/2018	Medical, general	70.06
01/16/2019	207042	El Toro Water District	11/15/2018	Physical therapy	113.45
01/16/2019	207043	Humboldt Bay Municipal Water District	12/18/2018	Medical, general	182.03
01/16/2019	207044	Elsinore Valley Municipal Water District	05/05/2014	Medical, general	153.04
01/16/2019	207045	Calaveras County Water District	07/12/2018	Medical, general	212.33
01/16/2019	207046	Palmdale Water District	03/14/2018	Medical, general	157.95
01/16/2019	207047	Western Municipal Water District	03/02/2015	Physical therapy	93.14
01/16/2019	207048	Orange County Water District	10/16/2018	Physical therapy	118.75
01/16/2019	207049	Orange County Water District	10/16/2018	Physical therapy	118.75
01/16/2019	207050	Orange County Water District	10/16/2018	Physical therapy	118.75
01/16/2019	207051	Kern County Water Agency	09/16/2016	Medical, general	377.09
01/16/2019	207052	Merced Irrigation District	07/15/2018	Medical, general	130.32
01/16/2019	207053	Merced Irrigation District	11/09/2018	Medical, general	131.38
01/16/2019	207054	Goleta Water District	04/18/2018	Physical therapy	71.14
01/16/2019	207055	San Juan Water District	08/28/2003	Medical, general	142.28
01/16/2019	207056	Orange County Water District	10/10/2017	Pharmacy	12.48

from 01/16/2019
to 01/31/2019

ACWA Joint Powers Insurance Authority

Sorted By Check

Claims Payment Report

<u>Check Date</u>	<u>Check Number</u>	<u>District Name</u>	<u>Claim Date</u>	<u>Transaction Type</u>	<u>Amount</u>
01/16/2019	207057	Yuba County Water Agency	06/07/2018	Medical, general	197.92
01/16/2019	207058	Browns Valley Irrigation District	08/02/2018	Medical, general	149.33
01/16/2019	207059	Mesa Water District	07/16/2018	Medical, general	139.56
01/16/2019	207060	Vista Irrigation District	04/24/2017	Medical, general	446.36
01/16/2019	207061	Calaveras County Water District	07/12/2018	Medical, general	141.86
01/16/2019	207062	Westborough Water District	12/12/2017	Medical, general	405.32
01/16/2019	207063	Orange County Water District	09/27/2018	Medical, general	153.70
01/16/2019	207064	Sweetwater Authority	08/16/2017	Hospital (Inpatient)	649.59
01/16/2019	207065	Madera Irrigation District	11/22/2017	Defense Attorney	1,346.00
01/16/2019	207066	Madera Irrigation District	11/22/2017	Expense General	150.00
01/16/2019	207067	Monte Vista Water District	07/09/2018	Liability - Property Damage	18,585.20
01/16/2019	207068	Del Paso Manor Water District	11/10/2018	Property - District Property	5,686.44
01/16/2019	207069	Montecito Water District	12/10/2017	Property - District Property	176,501.05
01/17/2019	207070	Santa Clarita Valley Water Agency	05/04/2017	Defense Attorney	2,242.00
01/17/2019	207071	Santa Clarita Valley Water Agency	05/04/2017	Defense Attorney	1,463.00
01/17/2019	207072	Desert Water Agency	12/11/2017	Defense Attorney	3,021.00
01/17/2019	207073	Calaveras Public Utility District	08/21/2018	Adjuster	2,173.00
01/17/2019	207074	Sacramento Suburban Water District	02/06/2018	Defense Attorney	247.00
01/17/2019	207075	Fresno Irrigation District	01/10/2018	Defense Attorney	133.00
01/17/2019	207076	Fresno Irrigation District	05/02/2017	Defense Attorney	1,121.00
01/17/2019	207077	Fresno Irrigation District	05/02/2017	Expense General	86.00
01/17/2019	207078	Tulare Irrigation District	01/03/2017	Defense Attorney	4,047.00
01/17/2019	207079	Carmichael Water District	01/10/2017	Liability - Expense	19.00
01/17/2019	207080	Tahoe City Public Utility District	05/21/2016	Defense Attorney	589.00
01/17/2019	207081	South Feather Water and Power Agency	02/10/2017	Defense Attorney	1,178.00
01/17/2019	207082	Kirkwood Meadows Public Utility District	03/25/2017	Expense General	620.58
01/17/2019	207083	Tulare Irrigation District	09/24/2018	Liability - Property Damage	6,041.30
01/17/2019	207084	Mission Springs Water District	10/12/2018	Adjuster	892.12
01/17/2019	207085	Kings River Conservation District	03/02/2018	TTD	1,434.44
01/17/2019	207086	Berrenda Mesa Water District	02/25/2013	Bill Review Fee	8.50
01/17/2019	207086	Berrenda Mesa Water District	02/25/2013	Bill Review Fee	5.14
01/17/2019	207086	Berrenda Mesa Water District	02/25/2013	Bill Review Fee	8.50
01/17/2019	207086	Berrenda Mesa Water District	02/25/2013	Bill Review Fee	4.03
01/17/2019	207086	Berrenda Mesa Water District	02/25/2013	Bill Review Fee	8.50
01/17/2019	207086	Berrenda Mesa Water District	02/25/2013	Bill Review Fee	4.03
01/17/2019	207086	Merced Irrigation District	07/13/2010	Bill Review Fee	8.50
01/17/2019	207086	Sierra Lakes County Water District	09/13/2018	Bill Review Fee	8.50
01/17/2019	207086	Sierra Lakes County Water District	09/13/2018	Bill Review Fee	58.52
01/17/2019	207086	Sierra Lakes County Water District	09/13/2018	Bill Review Fee	8.50
01/17/2019	207086	Sierra Lakes County Water District	09/13/2018	Bill Review Fee	5.83
01/17/2019	207086	Merced Irrigation District	09/25/2007	Bill Review Fee	8.50
01/17/2019	207086	Merced Irrigation District	09/25/2007	Bill Review Fee	5.69
01/17/2019	207086	Helix Water District	11/21/2018	Bill Review Fee	8.50
01/17/2019	207086	Helix Water District	11/21/2018	Bill Review Fee	0.54

from 01/16/2019
to 01/31/2019

ACWA Joint Powers Insurance Authority

Sorted By Check

Claims Payment Report

<u>Check Date</u>	<u>Check Number</u>	<u>District Name</u>	<u>Claim Date</u>	<u>Transaction Type</u>	<u>Amount</u>
01/17/2019	207086	Merced Irrigation District	11/09/2018	Bill Review Fee	8.50
01/17/2019	207086	Merced Irrigation District	11/09/2018	Bill Review Fee	4.49
01/17/2019	207086	Ramona Municipal Water District	10/03/2017	Bill Review Fee	8.50
01/17/2019	207086	Ramona Municipal Water District	10/03/2017	Bill Review Fee	5.14
01/17/2019	207086	Ramona Municipal Water District	10/03/2017	Bill Review Fee	8.50
01/17/2019	207086	Ramona Municipal Water District	10/03/2017	Bill Review Fee	5.14
01/17/2019	207086	Ramona Municipal Water District	10/03/2017	Bill Review Fee	8.50
01/17/2019	207086	Ramona Municipal Water District	10/03/2017	Bill Review Fee	5.14
01/17/2019	207086	Ramona Municipal Water District	10/03/2017	Bill Review Fee	8.50
01/17/2019	207086	Ramona Municipal Water District	10/03/2017	Bill Review Fee	7.56
01/17/2019	207086	Ramona Municipal Water District	10/03/2017	Bill Review Fee	8.50
01/17/2019	207086	Ramona Municipal Water District	10/03/2017	Bill Review Fee	5.14
01/17/2019	207086	Walnut Valley Water District	02/13/2014	Bill Review Fee	8.50
01/17/2019	207086	Western Municipal Water District	03/02/2015	Bill Review Fee	8.50
01/17/2019	207086	Western Municipal Water District	03/02/2015	Bill Review Fee	5.48
01/17/2019	207086	Mesa Water District	07/16/2018	Bill Review Fee	8.50
01/17/2019	207086	Mesa Water District	07/16/2018	Bill Review Fee	5.27
01/17/2019	207086	Mesa Water District	07/16/2018	Bill Review Fee	8.50
01/17/2019	207086	Mesa Water District	07/16/2018	Bill Review Fee	5.37
01/17/2019	207086	Merced Irrigation District	07/15/2018	Bill Review Fee	8.50
01/17/2019	207086	Merced Irrigation District	07/15/2018	Bill Review Fee	19.86
01/17/2019	207086	Kaweah Delta Water Conservation District	10/07/2014	Bill Review Fee	8.50
01/17/2019	207086	Kaweah Delta Water Conservation District	10/07/2014	Bill Review Fee	13.26
01/17/2019	207086	South Coast Water District	08/20/2018	Bill Review Fee	8.50
01/17/2019	207086	South Coast Water District	08/20/2018	Bill Review Fee	33.13
01/17/2019	207086	El Toro Water District	05/31/2018	Bill Review Fee	8.50
01/17/2019	207086	El Toro Water District	05/31/2018	Bill Review Fee	5.36
01/17/2019	207086	San Luis & Delta-Mendota Water Authority	05/04/2018	Bill Review Fee	8.50
01/17/2019	207086	San Luis & Delta-Mendota Water Authority	05/04/2018	Bill Review Fee	4.27
01/17/2019	207086	Wheeler Ridge-Maricopa Water Storage D	12/27/2018	Bill Review Fee	8.50
01/17/2019	207086	Wheeler Ridge-Maricopa Water Storage D	12/27/2018	Bill Review Fee	4.27
01/17/2019	207086	Palmdale Water District	03/14/2018	Bill Review Fee	8.50
01/17/2019	207086	Palmdale Water District	03/14/2018	Bill Review Fee	5.14
01/17/2019	207086	Valley Center Municipal Water District	09/12/2018	Bill Review Fee	8.50
01/17/2019	207086	Valley Center Municipal Water District	09/12/2018	Bill Review Fee	7.38
01/17/2019	207086	Vista Irrigation District	07/11/2017	Bill Review Fee	8.50
01/17/2019	207086	Vista Irrigation District	07/11/2017	Bill Review Fee	1.42
01/17/2019	207087	Carpinteria Valley Water District	03/19/2018	TTD	1,207.46
01/17/2019	207088	Sweetwater Authority	09/01/2017	TTD	1,834.66
01/17/2019	207089	Santa Clarita Valley Water Agency	10/19/2017	Photocopy	162.23
01/17/2019	207090	Santa Clarita Valley Water Agency	10/19/2017	Photocopy	230.19
01/17/2019	207091	Florin Resource Conservation District/Elk	01/03/2018	Wage loss	911.97
01/17/2019	207092	Ramona Municipal Water District	01/07/2019	TTD	1,519.24
01/17/2019	207093	Water Employee Services Authority	12/10/2018	TTD	903.32

from 01/16/2019
to 01/31/2019

ACWA Joint Powers Insurance Authority

Sorted By Check

Claims Payment Report

<u>Check Date</u>	<u>Check Number</u>	<u>District Name</u>	<u>Claim Date</u>	<u>Transaction Type</u>	<u>Amount</u>
01/17/2019	207094	Orange County Water District	10/16/2018	TTD	467.14
01/17/2019	207095	Orange County Water District	10/03/2017	TTD	1,172.57
01/17/2019	207096	South Coast Water District	08/20/2018	TTD	2,024.54
01/17/2019	207097	Yorba Linda Water District	11/29/2015	Expert	600.00
01/17/2019	207098	Santa Clarita Valley Water Agency	06/04/2016	Defense Attorney	589.00
01/17/2019	207099	Kirkwood Meadows Public Utility District	03/25/2017	Defense Attorney	12,449.00
01/17/2019	207100	Merced Irrigation District	09/25/2007	Medical, general	91.09
01/17/2019	207101	El Toro Water District	05/31/2018	Physical therapy	121.52
01/17/2019	207102	Palmdale Water District	03/14/2018	Physical therapy	116.60
01/17/2019	207103	Ramona Municipal Water District	10/03/2017	Physical therapy	116.60
01/17/2019	207104	Ramona Municipal Water District	10/03/2017	Physical therapy	116.60
01/17/2019	207105	Ramona Municipal Water District	10/03/2017	Physical therapy	116.60
01/17/2019	207106	Ramona Municipal Water District	10/03/2017	Physical therapy	116.60
01/17/2019	207107	Ramona Municipal Water District	10/03/2017	Physical therapy	171.38
01/17/2019	207108	Walnut Valley Water District	02/13/2014	Physical therapy	149.95
01/17/2019	207109	Kaweah Delta Water Conservation District	10/07/2014	Medical, general	96.31
01/17/2019	207110	Merced Irrigation District	07/13/2010	Pharmacy	11.86
01/17/2019	207111	South Coast Water District	08/20/2018	Medical, general	578.38
01/17/2019	207112	Berrenda Mesa Water District	02/25/2013	Physical therapy	116.60
01/17/2019	207113	Berrenda Mesa Water District	02/25/2013	Physical therapy	91.31
01/17/2019	207114	Berrenda Mesa Water District	02/25/2013	Physical therapy	91.31
01/17/2019	207115	Mesa Water District	07/16/2018	Physical therapy	119.58
01/17/2019	207116	Mesa Water District	07/16/2018	Physical therapy	121.73
01/17/2019	207117	Wheeler Ridge-Maricopa Water Storage D	12/27/2018	Medical, general	96.78
01/17/2019	207118	Valley Center Municipal Water District	09/12/2018	Physical therapy	167.35
01/17/2019	207119	San Luis & Delta-Mendota Water Authority	05/04/2018	Medical, general	96.78
01/17/2019	207120	Merced Irrigation District	07/15/2018	Testing/Supplies	245.51
01/17/2019	207121	Western Municipal Water District	03/02/2015	Physical therapy	124.16
01/17/2019	207122	Helix Water District	11/21/2018	Medical, general	111.15
01/17/2019	207123	Sierra Lakes County Water District	09/13/2018	Medical, general	359.30
01/17/2019	207124	Sierra Lakes County Water District	09/13/2018	Medical, general	2,579.34
01/17/2019	207125	Merced Irrigation District	11/09/2018	Physical therapy	101.75
01/17/2019	207126	Vista Irrigation District	07/11/2017	Medical, general	108.17
01/18/2019	207127	Santa Clarita Valley Water Agency	11/19/2018	Liability - Property Damage	1,365.35
01/18/2019	207128	Glenn-Colusa Irrigation District	06/11/2018	Property - District Property	105,237.12
01/18/2019	207129	Laguna Irrigation District	06/21/2017	Liability - Property Damage	5,002.50
01/18/2019	207130	Trabuco Canyon Water District	11/27/2018	Medical, general	91.94
01/18/2019	207131	Mammoth Community Water District	02/23/2006	Bill Review Fee	8.50
01/18/2019	207131	Mammoth Community Water District	02/23/2006	Bill Review Fee	7.71
01/18/2019	207131	South Tahoe Public Utility District	11/07/2018	Bill Review Fee	8.50
01/18/2019	207131	South Tahoe Public Utility District	11/07/2018	Bill Review Fee	8.50
01/18/2019	207131	Trabuco Canyon Water District	11/27/2018	Bill Review Fee	8.50
01/18/2019	207131	Trabuco Canyon Water District	11/27/2018	Bill Review Fee	1.21
01/18/2019	207131	Browns Valley Irrigation District	08/02/2018	Bill Review Fee	8.50

from 01/16/2019
to 01/31/2019

ACWA Joint Powers Insurance Authority

Sorted By Check

Claims Payment Report

<u>Check Date</u>	<u>Check Number</u>	<u>District Name</u>	<u>Claim Date</u>	<u>Transaction Type</u>	<u>Amount</u>
01/18/2019	207132	Mammoth Community Water District	02/23/2006	Medical, general	70.56
01/18/2019	207133	Browns Valley Irrigation District	08/02/2018	Hospital (Inpatient)	67.60
01/22/2019	207134	Monte Vista Water District	08/12/2018	Liability - Property Damage	23,187.00
01/22/2019	207135	Sweetwater Authority	12/11/2018	TTD	2,430.54
01/22/2019	207136	Sweetwater Authority	12/11/2018	Bill Review Fee	8.50
01/22/2019	207136	Sweetwater Authority	12/11/2018	Bill Review Fee	8.50
01/22/2019	207136	Sweetwater Authority	12/11/2018	Bill Review Fee	8.50
01/22/2019	207136	South Coast Water District	12/17/2018	Bill Review Fee	8.50
01/22/2019	207136	South Coast Water District	12/17/2018	Bill Review Fee	9.33
01/22/2019	207136	Vista Irrigation District	12/11/2018	Bill Review Fee	8.50
01/22/2019	207136	Vista Irrigation District	12/11/2018	Bill Review Fee	2.02
01/22/2019	207136	Helix Water District	07/02/2018	Bill Review Fee	8.50
01/22/2019	207136	Helix Water District	07/02/2018	Bill Review Fee	19.22
01/22/2019	207136	Berrenda Mesa Water District	07/27/2016	Bill Review Fee	8.50
01/22/2019	207136	Berrenda Mesa Water District	07/27/2016	Bill Review Fee	4.21
01/22/2019	207136	Berrenda Mesa Water District	07/27/2016	Bill Review Fee	8.50
01/22/2019	207136	Berrenda Mesa Water District	07/27/2016	Bill Review Fee	2.82
01/22/2019	207136	Berrenda Mesa Water District	07/27/2016	Bill Review Fee	8.50
01/22/2019	207136	Berrenda Mesa Water District	07/27/2016	Bill Review Fee	2.82
01/22/2019	207136	Berrenda Mesa Water District	07/27/2016	Bill Review Fee	8.50
01/22/2019	207136	Berrenda Mesa Water District	07/27/2016	Bill Review Fee	2.82
01/22/2019	207136	Berrenda Mesa Water District	07/27/2016	Bill Review Fee	8.50
01/22/2019	207136	Berrenda Mesa Water District	07/27/2016	Bill Review Fee	4.03
01/22/2019	207136	Berrenda Mesa Water District	07/27/2016	Bill Review Fee	8.50
01/22/2019	207136	Berrenda Mesa Water District	07/27/2016	Bill Review Fee	4.03
01/22/2019	207136	Berrenda Mesa Water District	07/27/2016	Bill Review Fee	8.50
01/22/2019	207136	Berrenda Mesa Water District	07/27/2016	Bill Review Fee	4.03
01/22/2019	207136	Berrenda Mesa Water District	07/27/2016	Bill Review Fee	8.50
01/22/2019	207136	Berrenda Mesa Water District	07/27/2016	Bill Review Fee	4.03
01/22/2019	207136	Sweetwater Authority	12/11/2018	Bill Review Fee	8.50
01/22/2019	207136	Sweetwater Authority	12/11/2018	Bill Review Fee	4.05
01/22/2019	207136	Walnut Valley Water District	02/13/2014	Bill Review Fee	8.50
01/22/2019	207136	Western Municipal Water District	09/11/2018	Bill Review Fee	8.50
01/22/2019	207136	Western Municipal Water District	09/11/2018	Bill Review Fee	3.55
01/22/2019	207136	Trabuco Canyon Water District	11/27/2018	Bill Review Fee	8.50
01/22/2019	207136	Trabuco Canyon Water District	11/27/2018	Bill Review Fee	1.21
01/22/2019	207136	Helix Water District	08/06/2013	Bill Review Fee	8.50
01/22/2019	207136	Helix Water District	08/06/2013	Bill Review Fee	4.05
01/22/2019	207136	San Juan Water District	01/26/2016	Bill Review Fee	8.50
01/22/2019	207136	Kaweah Delta Water Conservation District	10/07/2014	Bill Review Fee	8.50
01/22/2019	207136	Kaweah Delta Water Conservation District	10/07/2014	Bill Review Fee	4.41
01/22/2019	207136	South Coast Water District	08/20/2018	Bill Review Fee	8.50
01/22/2019	207136	Helix Water District	10/31/2018	Bill Review Fee	8.50
01/22/2019	207136	Helix Water District	10/31/2018	Bill Review Fee	6.27
01/22/2019	207136	Goleta Water District	04/18/2018	Bill Review Fee	8.50
01/22/2019	207136	Goleta Water District	04/18/2018	Bill Review Fee	0.36

from 01/16/2019
to 01/31/2019

ACWA Joint Powers Insurance Authority

Sorted By Check

Claims Payment Report

<u>Check Date</u>	<u>Check Number</u>	<u>District Name</u>	<u>Claim Date</u>	<u>Transaction Type</u>	<u>Amount</u>
01/22/2019	207136	Goleta Water District	04/18/2018	Bill Review Fee	8.50
01/22/2019	207136	Goleta Water District	04/18/2018	Bill Review Fee	0.26
01/22/2019	207136	Goleta Water District	04/18/2018	Bill Review Fee	8.50
01/22/2019	207136	Goleta Water District	04/18/2018	Bill Review Fee	0.20
01/22/2019	207136	Helix Water District	11/28/2018	Bill Review Fee	8.50
01/22/2019	207136	Carpinteria Valley Water District	01/29/2018	Bill Review Fee	8.50
01/22/2019	207136	Carpinteria Valley Water District	01/29/2018	Bill Review Fee	46.00
01/22/2019	207136	Mission Springs Water District	06/06/2017	Bill Review Fee	8.50
01/22/2019	207136	Valley Center Municipal Water District	09/12/2018	Bill Review Fee	8.50
01/22/2019	207136	Valley Center Municipal Water District	09/12/2018	Bill Review Fee	8.50
01/22/2019	207136	Valley Center Municipal Water District	09/12/2018	Bill Review Fee	5.02
01/22/2019	207137	Walnut Valley Water District	02/13/2014	Physical therapy	143.21
01/22/2019	207138	Los Alamos Community Services District	02/01/2018	PPD	580.00
01/22/2019	207139	Mesa Water District	10/31/2012	PPD	540.00
01/22/2019	207140	Paradise Irrigation District	10/28/2012	Pharmacy	9.57
01/22/2019	207141	Scotts Valley Water District	07/10/2003	Pharmacy	15.64
01/22/2019	207142	Rancho California Water District	03/18/2008	Pharmacy	75.43
01/22/2019	207143	San Juan Water District	08/28/2003	Pharmacy	24.04
01/22/2019	207144	Orange County Water District	10/03/2017	Pharmacy	10.80
01/22/2019	207145	Tulare Irrigation District	03/14/2018	Pharmacy	15.64
01/22/2019	207146	Fallbrook Public Utility District	09/11/2018	Pharmacy	10.80
01/22/2019	207147	Las Virgenes Municipal Water District	11/27/2018	Pharmacy	19.81
01/22/2019	207148	Helix Water District	08/06/2013	Medical, general	145.61
01/22/2019	207149	Sweetwater Authority	12/11/2018	Pharmacy	8.94
01/22/2019	207150	Sweetwater Authority	12/11/2018	Pharmacy	10.98
01/22/2019	207151	Sweetwater Authority	12/11/2018	Medical, general	234.17
01/22/2019	207152	Sweetwater Authority	12/11/2018	Medical, general	299.04
01/22/2019	207153	Tulare Irrigation District	03/14/2018	TTD	1,758.78
01/22/2019	207154	South Coast Water District	12/17/2018	Medical, general	211.43
01/22/2019	207155	Bolinas Community Public Utility District	06/13/2018	PPD	580.00
01/22/2019	207156	Berrenda Mesa Water District	07/27/2016	Physical therapy	63.86
01/22/2019	207157	Berrenda Mesa Water District	07/27/2016	Physical therapy	63.86
01/22/2019	207158	Berrenda Mesa Water District	07/27/2016	Physical therapy	63.86
01/22/2019	207159	Berrenda Mesa Water District	07/27/2016	Physical therapy	91.31
01/22/2019	207160	Berrenda Mesa Water District	07/27/2016	Physical therapy	91.31
01/22/2019	207161	Berrenda Mesa Water District	07/27/2016	Physical therapy	91.31
01/22/2019	207162	Berrenda Mesa Water District	07/27/2016	Physical therapy	95.38
01/22/2019	207163	Helix Water District	07/02/2018	Medical, general	98.00
01/22/2019	207164	Goleta Water District	06/15/2016	PPD	580.00
01/22/2019	207165	Vista Irrigation District	12/11/2018	Medical, general	153.70
01/22/2019	207166	Mid-Peninsula Water District	11/01/2018	Adjuster	2,355.03
01/23/2019	207167	Kings River Conservation District	10/08/2018	Property - District Property	500.00
01/23/2019	207168	Kaweah Delta Water Conservation District	10/07/2014	Anesthesiologist	713.18
01/23/2019	207169	Trabuco Canyon Water District	11/27/2018	Medical, general	91.94

from 01/16/2019
to 01/31/2019

ACWA Joint Powers Insurance Authority

Sorted By Check

Claims Payment Report

<u>Check Date</u>	<u>Check Number</u>	<u>District Name</u>	<u>Claim Date</u>	<u>Transaction Type</u>	<u>Amount</u>
01/23/2019	207170	Sierra Lakes County Water District	09/13/2018	Bill Review Fee	8.50
01/23/2019	207170	South Tahoe Public Utility District	11/07/2018	Bill Review Fee	8.50
01/23/2019	207170	Merced Irrigation District	11/09/2018	Bill Review Fee	8.50
01/23/2019	207170	Merced Irrigation District	11/09/2018	Bill Review Fee	19.86
01/23/2019	207170	Sweetwater Authority	08/22/2012	Bill Review Fee	8.50
01/23/2019	207170	Sweetwater Authority	08/22/2012	Bill Review Fee	3.30
01/23/2019	207170	Helix Water District	10/31/2018	Bill Review Fee	8.50
01/23/2019	207170	Helix Water District	10/31/2018	Bill Review Fee	2.18
01/23/2019	207171	Helix Water District	10/31/2018	Chiropractor	282.04
01/23/2019	207172	Helix Water District	10/31/2018	Chiropractor	97.99
01/23/2019	207173	Mission Springs Water District	06/06/2017	Physical therapy	314.64
01/23/2019	207174	Orange County Water District	10/16/2018	Case management service	900.64
01/23/2019	207175	Western Municipal Water District	09/11/2018	Medical, general	114.93
01/23/2019	207176	South Tahoe Public Utility District	11/07/2018	Photocopy	61.25
01/23/2019	207177	South Tahoe Public Utility District	11/26/2018	Photocopy	93.17
01/23/2019	207178	San Juan Water District	01/26/2016	Medical, general	313.65
01/23/2019	207179	South Coast Water District	08/20/2018	Hospital (Inpatient)	1,304.58
01/23/2019	207180	Valley Center Municipal Water District	09/12/2018	Physical therapy	113.74
01/23/2019	207181	Valley Center Municipal Water District	09/12/2018	Anesthesiologist	188.74
01/23/2019	207182	Merced Irrigation District	11/09/2018	Testing/Supplies	245.51
01/23/2019	207183	Helix Water District	07/02/2018	Investigation/Subrosa	595.60
01/23/2019	207184	Carpinteria Valley Water District	01/29/2018	Medical, general	1,165.61
01/23/2019	207185	Palmdale Water District	03/23/2015	Legal (Defense)	852.43
01/23/2019	207186	Goleta Water District	04/18/2018	Testing/Supplies	50.72
01/23/2019	207187	Goleta Water District	04/18/2018	Physical therapy	38.20
01/23/2019	207188	Goleta Water District	04/18/2018	Physical therapy	71.14
01/23/2019	207189	Helix Water District	11/28/2018	Pharmacy	8.47
01/23/2019	207190	Sweetwater Authority	08/22/2012	Medical, general	93.50
01/23/2019	207191	Rowland Water District	11/16/2018	Property - District Property	744.58
01/23/2019	207192	Cucamonga Valley Water District	11/15/2017	Expert	1,500.00
01/23/2019	207193	Fair Oaks Water District	04/26/2018	Mileage	18.10
01/23/2019	207194	Orange County Water District	10/10/2017	Pharmacy	8.48
01/24/2019	207195	Santa Clarita Valley Water Agency	11/19/2018	Liability - Property Damage	1,024.69
01/24/2019	207196	Calleguas Municipal Water District	07/31/2017	TTD	1,926.58
01/24/2019	207197	Reclamation District #108	08/30/2018	Physical therapy	75.00
01/24/2019	207198	Reclamation District #108	08/30/2018	Physical therapy	150.00
01/24/2019	207199	Las Virgenes Municipal Water District	02/01/2013	PPD	460.00
01/24/2019	207200	El Toro Water District	05/31/2018	Physical therapy	121.52
01/24/2019	207201	Desert Water Agency	03/21/2014	PPD	580.00
01/24/2019	207202	Western Municipal Water District	06/07/2017	C&R/Future Medical	10,965.00
01/24/2019	207203	Western Municipal Water District	06/07/2017	C&R	36,360.00
01/24/2019	207204	Western Municipal Water District	05/19/2017	C&R/Future Medical	7,500.00
01/24/2019	207205	Amador Water Agency	09/13/2018	Bill Review Fee	8.50
01/24/2019	207205	Merced Irrigation District	11/09/2018	Bill Review Fee	8.50

from 01/16/2019
to 01/31/2019

ACWA Joint Powers Insurance Authority

Sorted By Check

Claims Payment Report

<u>Check Date</u>	<u>Check Number</u>	<u>District Name</u>	<u>Claim Date</u>	<u>Transaction Type</u>	<u>Amount</u>
01/24/2019	207205	Merced Irrigation District	11/09/2018	Bill Review Fee	4.49
01/24/2019	207205	Reclamation District #108	08/30/2018	Bill Review Fee	8.50
01/24/2019	207205	Reclamation District #108	08/30/2018	Bill Review Fee	14.79
01/24/2019	207205	Reclamation District #108	08/30/2018	Bill Review Fee	8.50
01/24/2019	207205	Reclamation District #108	08/30/2018	Bill Review Fee	11.18
01/24/2019	207205	Palmdale Water District	10/30/2014	Bill Review Fee	8.50
01/24/2019	207205	Calleguas Municipal Water District	10/01/2018	Bill Review Fee	8.50
01/24/2019	207205	Calleguas Municipal Water District	10/01/2018	Bill Review Fee	2.13
01/24/2019	207205	Western Municipal Water District	03/02/2015	Bill Review Fee	8.50
01/24/2019	207205	Western Municipal Water District	03/02/2015	Bill Review Fee	5.48
01/24/2019	207205	Mesa Water District	07/16/2018	Bill Review Fee	8.50
01/24/2019	207205	Mesa Water District	07/16/2018	Bill Review Fee	5.27
01/24/2019	207205	Mesa Water District	07/16/2018	Bill Review Fee	8.50
01/24/2019	207205	Mesa Water District	07/16/2018	Bill Review Fee	5.27
01/24/2019	207205	Patterson Irrigation District	08/09/2012	Bill Review Fee	8.50
01/24/2019	207205	Browns Valley Irrigation District	08/02/2018	Bill Review Fee	8.50
01/24/2019	207205	El Toro Water District	05/31/2018	Bill Review Fee	8.50
01/24/2019	207205	El Toro Water District	05/31/2018	Bill Review Fee	5.36
01/24/2019	207205	Elsinore Valley Municipal Water District	06/04/2009	Bill Review Fee	8.50
01/24/2019	207205	Elsinore Valley Municipal Water District	06/04/2009	Bill Review Fee	8.50
01/24/2019	207206	Palmdale Water District	03/23/2015	PPD	580.00
01/24/2019	207207	Western Municipal Water District	06/07/2017	Applicant attorney fee	9,750.00
01/24/2019	207208	Mesa Water District	07/16/2018	Physical therapy	119.58
01/24/2019	207209	Mesa Water District	07/16/2018	Physical therapy	119.58
01/24/2019	207210	Fair Oaks Water District	04/26/2018	Deposition/Witness fees	772.00
01/24/2019	207211	Patterson Irrigation District	08/09/2012	Medical, general	184.00
01/24/2019	207212	Goleta Water District	09/25/2014	PPD	580.00
01/24/2019	207213	Desert Water Agency	08/28/2017	PPD	580.00
01/24/2019	207214	Kaweah Delta Water Conservation District	10/07/2014	TTD	1,533.84
01/24/2019	207215	Western Municipal Water District	03/02/2015	Physical therapy	124.16
01/24/2019	207216	Goleta Water District	04/18/2018	TTD	2,047.46
01/24/2019	207217	Rancho California Water District	08/06/2018	TTD	1,258.98
01/24/2019	207218	Elsinore Valley Municipal Water District	06/04/2009	Pharmacy	267.83
01/24/2019	207219	Elsinore Valley Municipal Water District	06/04/2009	Pharmacy	357.70
01/24/2019	207220	Palmdale Water District	10/30/2014	Medical, general	151.63
01/24/2019	207221	Calleguas Municipal Water District	10/01/2018	Hospital (Inpatient)	842.75
01/24/2019	207222	Orange County Water District	10/10/2017	Pharmacy	12.56
01/24/2019	207223	Carpinteria Valley Water District	01/29/2018	Wage loss	810.14
01/24/2019	207224	Browns Valley Irrigation District	08/02/2018	Medical, general	2,141.00
01/24/2019	207225	Merced Irrigation District	11/09/2018	Physical therapy	101.75
01/24/2019	207226	Crescenta Valley Water District	11/08/2018	Liability - Property Damage	956.03
01/25/2019	207227	Yuba County Water Agency	11/12/2018	Property - District Property	31,048.98
01/25/2019	207228	Rancho California Water District	08/06/2018	Physical therapy	136.79
01/25/2019	207229	El Dorado Irrigation District	10/15/2018	Physical therapy	213.50

from 01/16/2019
to 01/31/2019

ACWA Joint Powers Insurance Authority

Sorted By Check

Claims Payment Report

<u>Check Date</u>	<u>Check Number</u>	<u>District Name</u>	<u>Claim Date</u>	<u>Transaction Type</u>	<u>Amount</u>
01/25/2019	207230	Rancho California Water District	08/06/2018	Physical therapy	136.79
01/25/2019	207231	El Dorado Irrigation District	10/15/2018	Physical therapy	213.50
01/25/2019	207232	Rancho California Water District	08/06/2018	Physical therapy	273.58
01/25/2019	207233	Carpinteria Valley Water District	03/19/2018	Anesthesiologist	847.92
01/25/2019	207234	Sweetwater Authority	09/01/2017	Anesthesiologist	166.20
01/25/2019	207235	El Toro Water District	05/31/2018	Physical therapy	101.75
01/25/2019	207236	El Toro Water District	05/31/2018	Physical therapy	101.75
01/25/2019	207237	Palmdale Water District	05/15/2017	Bill Review Fee	8.50
01/25/2019	207237	El Dorado Irrigation District	10/15/2018	Bill Review Fee	8.50
01/25/2019	207237	El Dorado Irrigation District	10/15/2018	Bill Review Fee	8.50
01/25/2019	207237	Sierra Lakes County Water District	09/13/2018	Bill Review Fee	8.50
01/25/2019	207237	Carpinteria Valley Water District	03/19/2018	Bill Review Fee	8.50
01/25/2019	207237	Merced Irrigation District	11/09/2018	Bill Review Fee	8.50
01/25/2019	207237	Merced Irrigation District	11/09/2018	Bill Review Fee	4.49
01/25/2019	207237	Calleguas Municipal Water District	10/01/2018	Bill Review Fee	4,899.91
01/25/2019	207237	Calleguas Municipal Water District	10/01/2018	Bill Review Fee	52.95
01/25/2019	207237	Calleguas Municipal Water District	10/01/2018	Bill Review Fee	8.50
01/25/2019	207237	Calleguas Municipal Water District	10/01/2018	Bill Review Fee	2.06
01/25/2019	207237	Sweetwater Authority	09/01/2017	Bill Review Fee	8.50
01/25/2019	207237	Patterson Irrigation District	08/09/2012	Bill Review Fee	8.50
01/25/2019	207237	Santa Fe Irrigation District	05/02/2018	Bill Review Fee	8.50
01/25/2019	207237	Santa Fe Irrigation District	05/02/2018	Bill Review Fee	5.53
01/25/2019	207237	Sweetwater Authority	08/22/2012	Bill Review Fee	8.50
01/25/2019	207237	Sweetwater Authority	08/22/2012	Bill Review Fee	5.07
01/25/2019	207237	Rancho California Water District	08/06/2018	Bill Review Fee	8.50
01/25/2019	207237	Rancho California Water District	08/06/2018	Bill Review Fee	8.50
01/25/2019	207237	Rancho California Water District	08/06/2018	Bill Review Fee	8.50
01/25/2019	207237	El Toro Water District	05/31/2018	Bill Review Fee	8.50
01/25/2019	207237	El Toro Water District	05/31/2018	Bill Review Fee	4.49
01/25/2019	207237	El Toro Water District	05/31/2018	Bill Review Fee	8.50
01/25/2019	207237	El Toro Water District	05/31/2018	Bill Review Fee	4.49
01/25/2019	207238	Santa Fe Irrigation District	05/02/2018	Physical therapy	125.30
01/25/2019	207239	Sierra Lakes County Water District	09/13/2018	Anesthesiologist	646.31
01/25/2019	207240	Patterson Irrigation District	08/09/2012	Medical, general	4,830.00
01/25/2019	207241	Palmdale Water District	05/15/2017	Medical, general	159.31
01/25/2019	207242	Calleguas Municipal Water District	10/01/2018	Hospital (Inpatient)	99.18
01/25/2019	207243	Sweetwater Authority	08/22/2012	Medical, general	756.40
01/25/2019	207244	Merced Irrigation District	11/09/2018	Physical therapy	101.75
01/25/2019	207245	Wheeler Ridge-Maricopa Water Storage D	04/09/2015	Medical, general	153.70
01/28/2019	207246	El Dorado Irrigation District	10/15/2018	Bill Review Fee	8.50
01/28/2019	207246	Orange County Water District	11/17/2003	Bill Review Fee	8.50
01/28/2019	207246	Orange County Water District	11/17/2003	Bill Review Fee	4.05
01/28/2019	207246	Vallecitos Water District	11/20/2012	Bill Review Fee	8.50
01/28/2019	207246	Vallecitos Water District	11/20/2012	Bill Review Fee	4.05

from 01/16/2019
to 01/31/2019

ACWA Joint Powers Insurance Authority

Sorted By Check

Claims Payment Report

<u>Check Date</u>	<u>Check Number</u>	<u>District Name</u>	<u>Claim Date</u>	<u>Transaction Type</u>	<u>Amount</u>
01/28/2019	207246	Merced Irrigation District	11/09/2018	Bill Review Fee	8.50
01/28/2019	207246	Merced Irrigation District	11/09/2018	Bill Review Fee	4.49
01/28/2019	207246	Walnut Valley Water District	02/13/2014	Bill Review Fee	8.50
01/28/2019	207246	El Dorado Irrigation District	08/23/2018	Bill Review Fee	8.50
01/28/2019	207246	Western Municipal Water District	03/02/2015	Bill Review Fee	8.50
01/28/2019	207246	Western Municipal Water District	03/02/2015	Bill Review Fee	13.26
01/28/2019	207246	Desert Water Agency	08/02/2011	Bill Review Fee	8.50
01/28/2019	207246	Desert Water Agency	08/02/2011	Bill Review Fee	17.00
01/28/2019	207246	Patterson Irrigation District	08/09/2012	Bill Review Fee	8.50
01/28/2019	207246	Patterson Irrigation District	08/09/2012	Bill Review Fee	150.00
01/28/2019	207246	Florin Resource Conservation District/Elk	06/05/2018	Bill Review Fee	8.50
01/28/2019	207246	Florin Resource Conservation District/Elk	12/13/2018	Bill Review Fee	8.50
01/28/2019	207246	Florin Resource Conservation District/Elk	12/13/2018	Bill Review Fee	8.50
01/28/2019	207246	Florin Resource Conservation District/Elk	12/13/2018	Bill Review Fee	8.50
01/28/2019	207246	Florin Resource Conservation District/Elk	12/13/2018	Bill Review Fee	8.50
01/28/2019	207246	Sweetwater Authority	08/22/2012	Bill Review Fee	8.50
01/28/2019	207246	Sweetwater Authority	08/22/2012	Bill Review Fee	22.27
01/28/2019	207246	Rancho California Water District	03/18/2008	Bill Review Fee	8.50
01/28/2019	207246	Rancho California Water District	03/18/2008	Bill Review Fee	3.95
01/28/2019	207246	Goleta Water District	04/18/2018	Bill Review Fee	8.50
01/28/2019	207246	Browns Valley Irrigation District	08/02/2018	Bill Review Fee	8.50
01/28/2019	207246	Browns Valley Irrigation District	08/02/2018	Bill Review Fee	0.95
01/28/2019	207246	El Toro Water District	05/31/2018	Bill Review Fee	8.50
01/28/2019	207246	El Toro Water District	05/31/2018	Bill Review Fee	12.05
01/28/2019	207246	Tulare Irrigation District	10/19/2011	Bill Review Fee	8.50
01/28/2019	207246	Tulare Irrigation District	10/19/2011	Bill Review Fee	6.07
01/28/2019	207246	Bolinas Community Public Utility District	06/13/2018	Bill Review Fee	8.50
01/28/2019	207246	Carpinteria Valley Water District	01/29/2018	Bill Review Fee	8.50
01/28/2019	207246	Bodega Bay Public Utility District	12/07/2018	Bill Review Fee	8.50
01/28/2019	207247	Tulare Irrigation District	02/03/2012	Pharmacy	14.20
01/28/2019	207248	Elsinore Valley Municipal Water District	06/04/2009	Pharmacy	23.62
01/28/2019	207249	Elsinore Valley Municipal Water District	05/05/2014	Pharmacy	47.90
01/28/2019	207250	Elsinore Valley Municipal Water District	05/05/2014	Pharmacy	19.84
01/28/2019	207251	Bard Water District	08/20/2012	Pharmacy	275.84
01/28/2019	207252	Georgetown Divide Public Utility District	10/03/2011	Pharmacy	34.12
01/28/2019	207253	Solano Irrigation District	03/14/2017	Pharmacy	41.46
01/28/2019	207254	Mammoth Community Water District	02/23/2006	Pharmacy	34.12
01/28/2019	207255	Kings River Conservation District	11/18/2016	Pharmacy	8.11
01/28/2019	207256	Kaweah Delta Water Conservation District	10/07/2014	Pharmacy	14.77
01/28/2019	207257	Cucamonga Valley Water District	03/01/2016	Pharmacy	117.14
01/28/2019	207258	Elsinore Valley Municipal Water District	06/04/2009	Medical, general	10.00
01/28/2019	207259	Calleguas Municipal Water District	10/01/2018	Hospital (Inpatient)	20,968.92
01/28/2019	207260	South Feather Water and Power Agency	02/10/2017	Property - District Property	2,537,906.00
01/28/2019	207261	Elsinore Valley Municipal Water District	06/04/2009	Medical, general	275.00

from 01/16/2019
to 01/31/2019

ACWA Joint Powers Insurance Authority

Sorted By Check

Claims Payment Report

<u>Check Date</u>	<u>Check Number</u>	<u>District Name</u>	<u>Claim Date</u>	<u>Transaction Type</u>	<u>Amount</u>
01/28/2019	207262	Vallecitos Water District	11/20/2012	Medical, general	145.61
01/28/2019	207263	Orange County Water District	11/17/2003	Medical, general	145.61
01/28/2019	207264	El Dorado Irrigation District	10/15/2018	Medical, general	113.86
01/28/2019	207265	Merced Irrigation District	11/09/2018	Physical therapy	101.75
01/29/2019	207266	Rancho California Water District	03/18/2008	Medical, general	142.22
01/29/2019	207267	Cucamonga Valley Water District	03/01/2016	TTD	152.38
01/29/2019	207268	El Toro Water District	05/31/2018	Medical, general	101.13
01/29/2019	207269	Palmdale Water District	08/29/2016	PPD	580.00
01/29/2019	207270	Patterson Irrigation District	08/09/2012	Medical, general	5,400.00
01/29/2019	207271	Helix Water District	09/30/2015	PPD	580.00
01/29/2019	207272	Moulton Niguel Water District	12/20/2018	Bill Review Fee	8.50
01/29/2019	207272	Moulton Niguel Water District	12/20/2018	Bill Review Fee	23.24
01/29/2019	207272	Mission Springs Water District	08/21/2011	Bill Review Fee	8.50
01/29/2019	207272	Mission Springs Water District	08/21/2011	Bill Review Fee	4.38
01/29/2019	207272	Mission Springs Water District	08/21/2011	Bill Review Fee	8.50
01/29/2019	207272	Mission Springs Water District	08/21/2011	Bill Review Fee	4.38
01/29/2019	207272	Mission Springs Water District	08/21/2011	Bill Review Fee	8.50
01/29/2019	207272	Mission Springs Water District	08/21/2011	Bill Review Fee	4.38
01/29/2019	207272	Monte Vista Water District	11/25/2018	Bill Review Fee	8.50
01/29/2019	207272	Monte Vista Water District	11/25/2018	Bill Review Fee	2.28
01/29/2019	207272	Glenn-Colusa Irrigation District	11/28/2018	Bill Review Fee	8.50
01/29/2019	207272	Glenn-Colusa Irrigation District	11/28/2018	Bill Review Fee	0.76
01/29/2019	207272	Fallbrook Public Utility District	09/11/2018	Bill Review Fee	8.50
01/29/2019	207272	Fallbrook Public Utility District	09/11/2018	Bill Review Fee	4.45
01/29/2019	207272	Desert Water Agency	08/02/2011	Bill Review Fee	8.50
01/29/2019	207272	Florin Resource Conservation District/Elk	01/03/2018	Bill Review Fee	8.50
01/29/2019	207272	Kaweah Delta Water Conservation District	10/07/2014	Bill Review Fee	8.50
01/29/2019	207272	Kaweah Delta Water Conservation District	10/07/2014	Bill Review Fee	89.47
01/29/2019	207272	Fallbrook Public Utility District	11/30/2018	Bill Review Fee	8.50
01/29/2019	207272	Fallbrook Public Utility District	11/30/2018	Bill Review Fee	10.76
01/29/2019	207272	Tulare Irrigation District	03/14/2018	Bill Review Fee	8.50
01/29/2019	207272	Tulare Irrigation District	03/14/2018	Bill Review Fee	3.82
01/29/2019	207272	Tulare Irrigation District	10/19/2011	Bill Review Fee	8.50
01/29/2019	207272	Tulare Irrigation District	10/19/2011	Bill Review Fee	5.66
01/29/2019	207272	Mission Springs Water District	04/14/2015	Bill Review Fee	22.38
01/29/2019	207272	Mission Springs Water District	04/14/2015	Bill Review Fee	219.93
01/29/2019	207273	Walnut Valley Water District	02/13/2014	Physical therapy	205.82
01/29/2019	207274	Merced Irrigation District	07/13/2010	Pharmacy	301.42
01/29/2019	207275	Western Municipal Water District	03/02/2015	Medical, general	108.77
01/29/2019	207276	Yolo County Flood Control & Water Conse	11/21/1991	Life pension	84.00
01/29/2019	207277	Fallbrook Public Utility District	09/11/2018	TTD	1,743.42
01/29/2019	207278	Florin Resource Conservation District/Elk	12/13/2018	Hospital (Inpatient)	86.71
01/29/2019	207279	San Juan Water District	10/12/2016	PPD	580.00
01/29/2019	207280	Orange County Water District	10/16/2018	TTD	545.00

from 01/16/2019
to 01/31/2019

ACWA Joint Powers Insurance Authority

Sorted By Check

Claims Payment Report

<u>Check Date</u>	<u>Check Number</u>	<u>District Name</u>	<u>Claim Date</u>	<u>Transaction Type</u>	<u>Amount</u>
01/29/2019	207281	Carpinteria Valley Water District	01/29/2018	Hospital (Inpatient)	2,612.07
01/29/2019	207282	Goleta Water District	04/18/2018	TTD	169.51
01/29/2019	207283	Browns Valley Irrigation District	08/02/2018	TTD	1,571.74
01/29/2019	207284	Browns Valley Irrigation District	08/02/2018	Medical, general	123.12
01/29/2019	207285	Elsinore Valley Municipal Water District	06/04/2009	Medical setaside	49,898.00
01/29/2019	207286	Elsinore Valley Municipal Water District	06/04/2009	C&R/Future Medical	100,000.00
01/29/2019	207287	Elsinore Valley Municipal Water District	06/04/2009	PPD	20,547.00
01/29/2019	207288	Elsinore Valley Municipal Water District	06/04/2009	PPD	14,841.06
01/29/2019	207289	Sweetwater Authority	08/22/2012	Medical, general	188.63
01/29/2019	207290	El Dorado Irrigation District	08/23/2018	Medical, general	113.86
01/29/2019	207291	Florin Resource Conservation District/Elk	06/05/2018	Medical, general	113.86
01/29/2019	207292	Bodega Bay Public Utility District	12/07/2018	Medical, general	149.04
01/29/2019	207293	Florin Resource Conservation District/Elk	12/13/2018	Physical therapy	117.48
01/29/2019	207294	Florin Resource Conservation District/Elk	12/13/2018	Medical, general	61.68
01/29/2019	207295	Florin Resource Conservation District/Elk	12/13/2018	Medical, general	104.53
01/29/2019	207296	Bolinas Community Public Utility District	06/13/2018	Medical, general	80.88
01/29/2019	207297	Elsinore Valley Municipal Water District	06/04/2009	Applicant attorney fee	195,000.00
01/29/2019	207298	Desert Water Agency	08/02/2011	Medical, general	174.10
01/29/2019	207299	Tulare Irrigation District	10/19/2011	Medical, general	137.52
01/29/2019	207300	Valley Center Municipal Water District	09/12/2018	TTD	2,430.54
01/29/2019	207301	Crescenta Valley Water District	11/08/2018	Liability - Property Damage	612.14
01/29/2019	207302	Water Employee Services Authority	10/22/2018	Liability - Small Claims	450.00
01/29/2019	207303	Water Employee Services Authority	11/02/2018	Liability - Small Claims	3,125.00
01/29/2019	207304	Citrus Heights Water District	12/06/2018	Appraiser	158.00
01/29/2019	207305	Merced Irrigation District	05/08/2018	Liability - Property Damage	6,800.00
01/30/2019	207306	Helix Water District	08/17/2018	Liability - Property Damage	1,255.00
01/30/2019	207307	Helix Water District	08/17/2018	Liability - Property Damage	1,924.50
01/30/2019	207308	Glenn-Colusa Irrigation District	11/28/2018	Medical, general	97.52
01/30/2019	207309	Santa Clarita Valley Water Agency	10/19/2017	Bill Review Fee	8.50
01/30/2019	207309	Laguna Beach County Water District	09/28/2015	Bill Review Fee	8.50
01/30/2019	207309	Laguna Beach County Water District	09/28/2015	Bill Review Fee	1.62
01/30/2019	207309	South Coast Water District	05/23/2018	Bill Review Fee	8.50
01/30/2019	207309	South Coast Water District	05/23/2018	Bill Review Fee	2.83
01/30/2019	207309	Sierra Lakes County Water District	09/13/2018	Bill Review Fee	8.50
01/30/2019	207309	Sierra Lakes County Water District	09/13/2018	Bill Review Fee	16.75
01/30/2019	207309	Merced Irrigation District	11/09/2018	Bill Review Fee	8.50
01/30/2019	207309	Merced Irrigation District	11/09/2018	Bill Review Fee	4.49
01/30/2019	207309	Merced Irrigation District	11/09/2018	Bill Review Fee	8.50
01/30/2019	207309	Merced Irrigation District	11/09/2018	Bill Review Fee	4.49
01/30/2019	207309	Fallbrook Public Utility District	09/11/2018	Bill Review Fee	8.50
01/30/2019	207309	Fallbrook Public Utility District	09/11/2018	Bill Review Fee	67.73
01/30/2019	207309	Clearlake Oaks County Water District	01/12/2015	Bill Review Fee	8.50
01/30/2019	207309	Clearlake Oaks County Water District	01/12/2015	Bill Review Fee	2.83
01/30/2019	207309	Desert Water Agency	08/02/2011	Bill Review Fee	8.50

from 01/16/2019
to 01/31/2019

ACWA Joint Powers Insurance Authority

Sorted By Check

Claims Payment Report

<u>Check Date</u>	<u>Check Number</u>	<u>District Name</u>	<u>Claim Date</u>	<u>Transaction Type</u>	<u>Amount</u>
01/30/2019	207309	Desert Water Agency	08/02/2011	Bill Review Fee	14.46
01/30/2019	207309	Helix Water District	10/22/2018	Bill Review Fee	8.50
01/30/2019	207309	Helix Water District	10/22/2018	Bill Review Fee	0.54
01/30/2019	207309	Merced Irrigation District	03/17/2009	Bill Review Fee	8.50
01/30/2019	207309	Merced Irrigation District	03/17/2009	Bill Review Fee	3.42
01/30/2019	207309	Mission Springs Water District	04/14/2015	Bill Review Fee	10.54
01/30/2019	207310	Fallbrook Public Utility District	09/11/2018	Medical, general	143.99
01/30/2019	207311	Fallbrook Public Utility District	11/30/2018	Medical, general	348.12
01/30/2019	207312	Monte Vista Water District	11/25/2018	Medical, general	104.75
01/30/2019	207313	Mission Springs Water District	08/21/2011	Physical therapy	99.33
01/30/2019	207314	Mission Springs Water District	08/21/2011	Physical therapy	99.33
01/30/2019	207315	Mission Springs Water District	08/21/2011	Physical therapy	99.33
01/30/2019	207316	Tulare Irrigation District	03/14/2018	Medical, general	290.23
01/30/2019	207317	Kaweah Delta Water Conservation District	10/07/2014	Medical, general	6,799.56
01/30/2019	207318	Moulton Niguel Water District	12/20/2018	Medical, general	526.85
01/30/2019	207319	San Luis & Delta-Mendota Water Authority	05/04/2018	Mileage	2,420.70
01/30/2019	207320	Florin Resource Conservation District/Elk	01/03/2018	Medical, general	101.40
01/30/2019	207321	Tulare Irrigation District	10/19/2011	Medical, general	128.34
01/30/2019	207322	Oakdale Irrigation District	08/07/2017	Liability - Property Damage	700.00
01/30/2019	207323	Helix Water District	08/17/2018	Liability - Property Damage	1,215.50
01/30/2019	207324	Water Employee Services Authority	08/29/2018	Liability - Small Claims	2,000.00
01/30/2019	207325	Laguna Beach County Water District	09/28/2015	Medical, general	155.32
01/30/2019	207326	South Coast Water District	05/23/2018	Medical, general	150.47
01/30/2019	207327	Merced Irrigation District	03/17/2009	Medical, general	108.31
01/30/2019	207328	Fallbrook Public Utility District	09/11/2018	Hospital (Inpatient)	5,147.14
01/30/2019	207329	Clearlake Oaks County Water District	01/12/2015	Medical, general	150.47
01/30/2019	207330	Santa Clarita Valley Water Agency	10/19/2017	Medical, general	161.79
01/30/2019	207331	Helix Water District	10/22/2018	Medical, general	159.08
01/30/2019	207332	Sierra Lakes County Water District	09/13/2018	Medical, general	97.28
01/30/2019	207333	Desert Water Agency	08/02/2011	Medical, general	107.64
01/30/2019	207334	Merced Irrigation District	11/09/2018	Physical therapy	101.75
01/30/2019	207335	Merced Irrigation District	11/09/2018	Physical therapy	101.75
01/31/2019	207336	Kirkwood Meadows Public Utility District	03/25/2017	Expert	5,993.75
01/31/2019	207337	Clearlake Oaks County Water District	03/14/2017	Defense Attorney	1,306.13
01/31/2019	207338	Cucamonga Valley Water District	11/15/2017	Liability - Property Damage	31,652.78
01/31/2019	207339	Berrenda Mesa Water District	02/25/2013	Mileage	110.09
01/31/2019	207340	Alta Irrigation District	01/04/2013	Legal (Defense)	16.00
01/31/2019	207341	Carpinteria Valley Water District	01/24/2012	Legal (Defense)	525.00
01/31/2019	207342	Kings River Conservation District	03/02/2018	TTD	1,434.44
01/31/2019	207343	Sierra Lakes County Water District	09/13/2018	Medical, general	89.85
01/31/2019	207344	Glenn-Colusa Irrigation District	11/28/2018	Medical, general	226.27
01/31/2019	207345	Palmdale Water District	11/13/2017	Bill Review Fee	8.50
01/31/2019	207345	Sweetwater Authority	08/16/2018	Bill Review Fee	8.50
01/31/2019	207345	Sweetwater Authority	08/16/2018	Bill Review Fee	0.54

from 01/16/2019
to 01/31/2019

ACWA Joint Powers Insurance Authority

Sorted By Check

Claims Payment Report

<u>Check Date</u>	<u>Check Number</u>	<u>District Name</u>	<u>Claim Date</u>	<u>Transaction Type</u>	<u>Amount</u>
01/31/2019	207345	Glenn-Colusa Irrigation District	11/28/2018	Bill Review Fee	8.50
01/31/2019	207345	Glenn-Colusa Irrigation District	11/28/2018	Bill Review Fee	1.75
01/31/2019	207345	Fallbrook Public Utility District	09/11/2018	Bill Review Fee	8.50
01/31/2019	207345	Fallbrook Public Utility District	09/11/2018	Bill Review Fee	2.80
01/31/2019	207345	Fallbrook Public Utility District	09/11/2018	Bill Review Fee	8.50
01/31/2019	207345	Fallbrook Public Utility District	09/11/2018	Bill Review Fee	2.80
01/31/2019	207345	Fallbrook Public Utility District	09/11/2018	Bill Review Fee	8.50
01/31/2019	207345	Fallbrook Public Utility District	09/11/2018	Bill Review Fee	3.10
01/31/2019	207345	Fallbrook Public Utility District	09/11/2018	Bill Review Fee	8.50
01/31/2019	207345	Fallbrook Public Utility District	09/11/2018	Bill Review Fee	3.10
01/31/2019	207345	Fallbrook Public Utility District	09/11/2018	Bill Review Fee	8.50
01/31/2019	207345	Fallbrook Public Utility District	09/11/2018	Bill Review Fee	3.16
01/31/2019	207345	Ramona Municipal Water District	10/03/2017	Bill Review Fee	8.50
01/31/2019	207345	Ramona Municipal Water District	10/03/2017	Bill Review Fee	8.50
01/31/2019	207345	Ramona Municipal Water District	10/03/2017	Bill Review Fee	8.50
01/31/2019	207345	Ramona Municipal Water District	10/03/2017	Bill Review Fee	8.50
01/31/2019	207345	Ramona Municipal Water District	10/03/2017	Bill Review Fee	8.50
01/31/2019	207345	Kaweah Delta Water Conservation District	10/07/2014	Bill Review Fee	7,827.00
01/31/2019	207345	Kaweah Delta Water Conservation District	10/07/2014	Bill Review Fee	12,359.36
01/31/2019	207345	Palmdale Water District	10/04/2018	Bill Review Fee	8.50
01/31/2019	207346	Carpinteria Valley Water District	03/19/2018	TTD	1,207.46
01/31/2019	207347	Palmdale Water District	11/13/2017	TTD	1,564.26
01/31/2019	207348	Santa Clarita Valley Water Agency	10/19/2017	Legal (Defense)	1,338.00
01/31/2019	207349	Las Virgenes Municipal Water District	09/27/2013	Legal (Defense)	696.00
01/31/2019	207350	Tehachapi-Cummings County Water Distri	07/11/2017	Expense, general	300.00
01/31/2019	207351	Sweetwater Authority	09/01/2017	TTD	1,834.66
01/31/2019	207352	Chowchilla Water District	10/18/2018	Photocopy	66.00
01/31/2019	207353	Chowchilla Water District	10/18/2018	Photocopy	66.00
01/31/2019	207354	Chowchilla Water District	10/18/2018	Photocopy	66.00
01/31/2019	207355	Chowchilla Water District	10/18/2018	Photocopy	66.00
01/31/2019	207356	Chowchilla Water District	10/18/2018	Photocopy	82.60
01/31/2019	207357	El Dorado Irrigation District	08/23/2018	Photocopy	106.21
01/31/2019	207358	Western Municipal Water District	09/11/2018	Photocopy	119.74
01/31/2019	207359	Western Municipal Water District	09/11/2018	Photocopy	114.54
01/31/2019	207360	South Tahoe Public Utility District	11/26/2018	Photocopy	153.62
01/31/2019	207361	Florin Resource Conservation District/Elk	01/03/2018	Wage loss	808.34
01/31/2019	207362	Ramona Municipal Water District	01/07/2019	TTD	2,126.94
01/31/2019	207363	Fallbrook Public Utility District	09/11/2018	Physical therapy	79.28
01/31/2019	207364	Fallbrook Public Utility District	09/11/2018	Physical therapy	79.28
01/31/2019	207365	Fallbrook Public Utility District	09/11/2018	Physical therapy	87.93
01/31/2019	207366	Fallbrook Public Utility District	09/11/2018	Physical therapy	87.93
01/31/2019	207367	Fallbrook Public Utility District	09/11/2018	Physical therapy	89.65
01/31/2019	207368	Clearlake Oaks County Water District	01/12/2015	Legal (Defense)	327.21
01/31/2019	207369	Tulare Irrigation District	10/19/2011	Testing/Supplies	344.81

from 01/16/2019
to 01/31/2019

ACWA Joint Powers Insurance Authority

Sorted By Check

Claims Payment Report

<u>Check Date</u>	<u>Check Number</u>	<u>District Name</u>	<u>Claim Date</u>	<u>Transaction Type</u>	<u>Amount</u>
01/31/2019	207370	Orange County Water District	10/03/2017	TTD	2,345.14
01/31/2019	207371	Orange County Water District	10/03/2017	TTD	502.53
01/31/2019	207372	South Coast Water District	08/20/2018	TTD	433.83
01/31/2019	207373	Orange County Water District	07/17/2017	PPD	6,090.00
01/31/2019	207374	Orange County Water District	07/17/2017	Mileage	119.90
01/31/2019	207375	Palmdale Water District	05/15/2017	Legal (Defense)	833.97
01/31/2019	207376	Palmdale Water District	03/23/2015	Legal (Defense)	321.85
01/31/2019	207377	Palmdale Water District	10/30/2014	Legal (Defense)	907.10
01/31/2019	207378	Kaweah Delta Water Conservation District	10/07/2014	Hospital (Inpatient)	28,152.00
01/31/2019	207379	Palmdale Water District	10/04/2018	Medical, general	161.79
01/31/2019	207380	Palmdale Water District	11/13/2017	Medical, general	161.79
01/31/2019	207381	Sweetwater Authority	11/28/2018	Pharmacy	32.25
01/31/2019	207382	Sweetwater Authority	08/16/2018	Medical, general	111.15
01/31/2019	207383	Yuba County Water Agency	05/08/2017	Mileage	85.61
01/31/2019	207384	Sweetwater Authority	08/22/2012	Medical, general	12.29
01/31/2019	207385	Ramona Municipal Water District	04/10/2013	Mileage	49.30
01/31/2019	207386	South Tahoe Public Utility District	11/26/2018	Investigation/Subrosa	1,312.40
Total					3,686,013.83

From 01/16/2019
to 01/31/2019

ACWA Joint Powers Insurance Authority
Vendor Payment Report

Sorted By Check Number

<u>Check Number</u>	<u>Check Date</u>	<u>Name</u>	<u>Invoice Description</u>	<u>Amount</u>	<u>Batch ID</u>
55891	01/16/2019	HI-DESERT WATER DISTRICT	SMALL CLAIM ADMIN FEE CLAIM #19-0419	100.00	7688
55892	01/16/2019	MATTHEW BENDER AND CO., INC	WORKERS COMP LAWS CA 2019E W/EXE	532.66	7688
55893	01/16/2019	MEYERS FOZI AND DWORK LLP	REFERENCE TO: SEMITROPIC WSD HERBICIDE SPRAYING CASES 14-0779	1,746.01	7688
55894	01/16/2019	NATIONAL SAFETY COUNCIL	ANNUAL MEMBERSHIP RENEWAL MEMBER ID# 360656	425.00	7688
55895	01/16/2019	STANDARD INSURANCE COMPANY 1	LONG TERM DISABILTY JANUARY 2019	3,285.12	7688
55896	01/16/2019	SYMPRO, INC	ANNUAL MAINTENANCE FI,AN,RW MODULES 2/1/2019 TO 1/31/2020	4,462.81	7688
55897	01/16/2019	UNITED PARCEL SERVICE	DELIVERY SERVICE 1/7-11/19	382.08	7688
55898	01/16/2019	WORKCOMPEDI, INC.	CLEARINGHOUSE MONTHLY MINIMUM DECEMBER 2018	300.00	7688
55899	01/16/2019	XEROX CORPORATION	WC4260X PRINTER PERIODIC PAYMENT	90.42	7688
55900	01/16/2019	YOLO COUNTY FLOOD CONTROL	REIMBURSEMENT FOR REFRESHMENTS DURING SILICA SAFETY CLASS 1/9/19	31.72	7688
55901	01/17/2019	MONTGOMERY WHITEFIELD	COFFEE FOR A CAUSE BARISTA SERVICES-JPIA BUILDING ANNIVERSARY 10 YRS	450.00	7695
55902	01/18/2019	MATHEW BUNDE	INTERVIEW LODGING EXPENSE REIMBURSEMENT 1/18/19 RM POSITION	105.26	7711
55903	01/23/2019	RECLAMATION DISTRICT # 1004	OVERPAYMENT WC PREMIUM 2ND QTR 18/19	1,041.95	7723
55904	01/23/2019	ASSOC. OF GOVERNMENTAL RISK POOLS	CAJPA MEMBERSHIP DUES 2/1/19 TO 1/31/20 CUSTOMER #185	3,844.50	7723
55905	01/23/2019	CAGWIN AND DORWARD	LANDSCAPE MAINTENANCE SERVICES FOR JANUARY 2019	232.00	7723
55906	01/23/2019	Cisco WebEx, LLC	TELECONFERENCE BILLING 12/8/18 TO 1/7/19	967.13	7723
55907	01/23/2019	CLARK PEST CONTROL	PEST CONTROL SERVICE 1/15/19	82.00	7723

From 01/16/2019
to 01/31/2019

ACWA Joint Powers Insurance Authority

Sorted By Check Number

Vendor Payment Report

<u>Check Number</u>	<u>Check Date</u>	<u>Name</u>	<u>Invoice Description</u>	<u>Amount</u>	<u>Batch ID</u>
55908	01/23/2019	CV STRATEGIES	STRATEGIC COMMUNICATION SERVICES FOR DECEMBER 2018	4,816.25	7723
55909	01/23/2019	IAIABC	MEMBERSHIP ASSOCIATE AND EDI 2019 DUES	1,500.00	7723
55910	01/23/2019	MAILFINANCE, INC.	LEASE #N17012383 LEASE PAYMENT FOR 2/10/19 TO 5/9/19	640.11	7723
55911	01/23/2019	RALPH SCOTT	MONTHLY SERVICE AND SUPPLIES FOR JANUARY 2019	2,261.89	7723
55912	01/23/2019	STOCKTON EAST WATER DISTRICT	REIMBURSEMENT FOR COMMUNICATION CLASS REFRESHMENTS ON 12/19/18	21.18	7723
55913	01/23/2019	U.S. POSTAL SERVICE(HASLER)	POSTAGE METER ACCT #257933	3,000.00	7723
55914	01/23/2019	UNITED STATES TREASURY	IRS PAYROLL DEDUCTION AGREEMENT FOR PAYROLL 1/18/19	265.00	7723
55915	01/23/2019	UNITED PARCEL SERVICE	DELIVERY SERVICE 1/14-18/19	296.51	7723
55916	01/30/2019	THOR A BENZING	RAS MEALS/MISC 1/22-24/19	543.20	7742
55917	01/30/2019	MELODY A TUCKER	CCWC CONFERENCE LODGING DEPOSIT FOR JULY 2019	303.03	7742
55918	01/30/2019	TANDRA L. VAUGHAN	WORKSHOP TRAVEL 1/17/19	72.04	7742
55919	01/30/2019	ALHAMBRA	COFFEE SERVICE AND RENTAL 12/26/18 - 1/21/19	156.29	7742
55920	01/30/2019	AMERICAN TRAINING RESOURCES, INC.	LENDING LIBRARY DVDS	1,076.68	7742
55921	01/30/2019	BICKMORE	WORKERS COMP, LIABILITY AND PROPERTY CLAIMS AUDIT SERVICES 2018	7,425.00	7742
55922	01/30/2019	CAGWIN AND DORWARD	IRRIGATION REPAIRS	157.51	7742
55923	01/30/2019	DENISE J. DURAN-HANRATTY	EB TAX WINDOW ENVELOPES-INCORRECT INK USED	959.50	7742
55924	01/30/2019	FOOTHILL SYSTEMS INC	AUDIO SYSTEM UPDATED	280.00	7742
55925	01/30/2019	I E S	HVAC MAINTENANCE	588.25	7742
55926	01/30/2019	CHRISTINE PHAM	REPLACE STALE DATED CHECK #0647417 ISSUED ON 2/9/18	180.00	7742
55927	01/30/2019	THE RAPID GROUP LLC	SHREDDING SERVICE 1/28/19	75.00	7742

From 01/16/2019
to 01/31/2019

ACWA Joint Powers Insurance Authority
Vendor Payment Report

Sorted By Check Number

<u>Check Number</u>	<u>Check Date</u>	<u>Name</u>	<u>Invoice Description</u>	<u>Amount</u>	<u>Batch ID</u>
ACH: 0005485	01/16/2019	JESUS COTA	CELL PHONE 12/4/18-1/3/19 AND INTERNET 12/26/18-1/25/19 REIMBURSEMENT	129.81	7694
ACH: 0005486	01/16/2019	DAVID EVARISTE deBERNARDI	10 YEAR ANNIVERSARY GIFT REIMBURSEMENT	100.00	7694
ACH: 0005487	01/16/2019	ROBERT GREENFIELD	WORD IPAD SUBSCRIPTION	6.99	7694
ACH: 0005488	01/16/2019	PETER KUCHINSKY II	STAFF TRAVEL 1/8/19	59.33	7694
ACH: 0005489	01/16/2019	LEE S. PATTON	STAFF TRAVEL 1/10/19	125.28	7694
ACH: 0005490	01/16/2019	KAREN THESING	MEMBER TRAINING TRAVEL 3/12-14/19 HR TRAINING CONFERENCE	310.96	7694
ACH: 0005491	01/16/2019	CECILIA M. WUCHTER	CELL PHONE REIMBURSEMENT FOR DECEMBER 2018	50.00	7694
ACH: 0005492	01/16/2019	CARRUM HEALTH, INC.	CARRUM HEALTH PLATFORM FEES FOR 2019 2/1/19 TO 12/31/19 GROUP # CAR-ACWAJPIA	36,666.67	7698
ACH: 0005493	01/16/2019	SCHOLARSHARE COLLEGE SAVINGS PLAN	PAYMENT 1/18/19- C. CAMACHO	20.00	7699
ACH: 0005494	01/16/2019	SCHOLARSHARE COLLEGE SAVINGS PLAN	SCHOLARSHARE PAYMENT - R. GREENFIELD 1/18/19	100.00	7700
ACH: 0005495	01/16/2019	EMPLOYMENT DEVELOPMENT DEPARTMENT	STATE PAYROLL TAXES FOR STAFF PAYROLL 1/18/19	7,630.27	7701
ACH: 0005496	01/16/2019	INTERNAL REVENUE SERVICE	FEDERAL PAYROLL TAXES FOR STAFF PAYROLL 1/18/19	24,685.56	7702
ACH: 0005497	01/16/2019	Payroll Clearing Account	STAFF PAYROLL 1/18/19	130,228.08	7703
ACH: 0005498	01/16/2019	AMERICAN FUNDS GROUP	STAFF ROTH IRA CONTRIBUTIONS FOR PAYROLL 1/18/19	386.50	7704
ACH: 0005499	01/17/2019	HEALTH EQUITY	STAFF HSA CONTRIBUTIONS FOR 1/18/19 PAYROLL	4,263.46	7705
ACH: 0005500	01/17/2019	PUBLIC EMPLOYEES RETIREMENT SYSTEM	STAFF 457 CONTRIBUTIONS FOR 1/18/19 PAYROLL	9,140.32	7706
ACH: 0005501	01/17/2019	LINCOLN FINANCIAL GROUP	LINCOLN 457 CONTRIBUTIONS FOR STAFF PAYROLL 1/18/19	2,017.31	7707
ACH: 0005502	01/18/2019	ACCESS	EB STORAGE FOR DECEMBER 2018	127.87	7712

From 01/16/2019
to 01/31/2019

ACWA Joint Powers Insurance Authority
Vendor Payment Report

Sorted By Check Number

<u>Check Number</u>	<u>Check Date</u>	<u>Name</u>	<u>Invoice Description</u>	<u>Amount</u>	<u>Batch ID</u>
ACH: 0005503	01/18/2019	BANK CARD CENTER	VISA CARD PAYMENT FOR STATEMENT CLOSING 12/28/18	41,533.07	7713
ACH: 0005504	01/23/2019	ALLIANT INSURANCE SERVICES INC-	BENEFITS CONSULTING FEE JANUARY 2019	5,000.00	7724
ACH: 0005505	01/23/2019	PUBLIC EMPLOYEES RETIREMENT SYSTEM	EMPLOYER CONTRIBUTIONS PEPRA FOR 1/18/19 PAYROLL	29,149.27	7725
ACH: 0005506	01/22/2019	CALIFORNIA BANK AND TRUST	JPIA CAL BK AND TRUST 2018 ACCT ANALYSIS FEES ADJ.	69,562.49	7728
ACH: 0005507	01/23/2019	JESUS COTA	STAFF TRAVEL 1/15-17/19	36.66	7729
ACH: 0005508	01/23/2019	EDWARD G. GLADBACH	CELL PHONE REIMBURSEMENT 12/5/18 TO 1/4/19	50.00	7729
ACH: 0005509	01/23/2019	ROBERT GREENFIELD	STAFF TRAVEL 1/11/19	60.61	7729
ACH: 0005510	01/23/2019	MELODY A. HENRIQUES-McDONALD	PERSCO MEETING TRAVEL 1/16/19	331.20	7729
ACH: 0005511	01/23/2019	LEE S. PATTON	MEMBER TRAINING TRAVEL 1/16-17/19	207.64	7729
ACH: 0005512	01/23/2019	JENNIFER LYNN NOGOSEK	AIRFARE TO ORLANDO FOR MARCH CONFERENCE 3/10-19/19	216.98	7729
ACH: 0005513	01/23/2019	PATRICIA SLAVEN-IRVIN	STAFF TRAVEL 1/16/19 PERSCO MTG	51.04	7729
ACH: 0005514	01/28/2019	PFM ASSET MANAGEMENT, LLC.	ACWA/JPIA EMPLOYEE BENEFITS DECEMBER 2018	8,331.43	7739
ACH: 0005515	01/29/2019	SARAH CRAWFORD	MEMBER TRAINING MEALS/MISC 1/22/19-1/23/19	454.22	7743
ACH: 0005516	01/29/2019	ROBIN FLINT	RAS MEALS/MISC 1/15-17/19	240.66	7743
ACH: 0005517	01/29/2019	EDWARD G. GLADBACH	PERSCO MEETING PER DIEM 1/16/19	396.16	7743
ACH: 0005518	01/29/2019	LEE S. PATTON	RAS TRAVEL 1/22-24/19	185.31	7743
ACH: 0005519	01/29/2019	KAREN THESING	STAFF TRAVEL 2/28/19 TO 3/1/19	433.94	7743
ACH: 0005520	01/29/2019	NIDIA M. WATKINS	MEMBER TRAINING TRAVEL 12/11/18	26.00	7743
EBC: 0002741	01/16/2019	DELTA DENTAL INSURANCE COMPANY	DELTA DENTAL EB CLAIM PAYMENTS JAN 4 TO JAN 10, 2019	177,732.86	7693
EBC: 0002742	01/16/2019	ANTHEM BLUE CROSS OF CALIFORNIA	EB CLAIM PAYMENTS CK#678418-CK#678520	20,335.81	7696
EBC: 0002743	01/16/2019	ANTHEM BLUE CROSS OF CALIFORNIA	EB ELECTRONIC CLAIM PAYMENTS EG35608297-EG35608475	118,106.22	7697

From 01/16/2019
to 01/31/2019

ACWA Joint Powers Insurance Authority
Vendor Payment Report

Sorted By Check Number

<u>Check Number</u>	<u>Check Date</u>	<u>Name</u>	<u>Invoice Description</u>	<u>Amount</u>	<u>Batch ID</u>
EBC: 0002744	01/17/2019	ANTHEM BLUE CROSS OF CALIFORNIA	PHARMACY CLAIMS JAN 7 TO JAN 13, 2019	185,282.24	7708
EBC: 0002745	01/17/2019	ANTHEM BLUE CROSS OF CALIFORNIA	EB CLAIM PAYMENTS CK#678521-CK#678590	19,694.67	7709
EBC: 0002746	01/17/2019	ANTHEM BLUE CROSS OF CALIFORNIA	EB ELECTRONIC CLAIM PAYMENTS EG35620021-EG35620172	158,784.68	7710
EBC: 0002747	01/18/2019	ANTHEM BLUE CROSS OF CALIFORNIA	EB CLAIM PAYMENTS CK#678591-CK#678702	17,252.36	7714
EBC: 0002748	01/18/2019	ANTHEM BLUE CROSS OF CALIFORNIA	EB ELECTRONIC CLAIM PAYMENTS EG35633639-EG35633848	158,357.74	7715
EBC: 0002749	01/19/2019	ANTHEM BLUE CROSS OF CALIFORNIA	EB CLAIM PAYMENTS CK#678703-CK#678792	35,632.93	7716
EBC: 0002750	01/19/2019	ANTHEM BLUE CROSS OF CALIFORNIA	EB ELECTRONIC CLAIM PAYMENTS EG35646328-EG35646493	31,347.44	7717
EBC: 0002751	01/21/2019	ANTHEM BLUE CROSS OF CALIFORNIA	EB CLAIM PAYMENTS CK# 678793-CK# 678853	24,889.97	7718
EBC: 0002752	01/21/2019	ANTHEM BLUE CROSS OF CALIFORNIA	EB ELECTRONIC CLAIM PAYMENTS EG35657549-EG35657660	72,730.17	7719
EBC: 0002753	01/22/2019	ANTHEM BLUE CROSS OF CALIFORNIA	EB CLAIM PAYMENTS CK#678854-CK#678901	24,647.86	7720
EBC: 0002754	01/22/2019	ANTHEM BLUE CROSS OF CALIFORNIA	EB ELECTRONIC CLAIM PAYMENTS EG35666967-EG35667063	105,834.70	7721
EBC: 0002755	01/18/2019	MEDIMPACT HEALTHCARE SYSTEMS INC	EB PHARMACY CLAIMS 1/1/19 TO 1/15/19	312,402.72	7722
EBC: 0002756	01/23/2019	DELTA DENTAL INSURANCE COMPANY	DELTA DENTAL EB CLAIM PAYMENTS JAN 11-17, 2019	214,521.45	7726
EBC: 0002757	01/23/2019	ANTHEM BLUE CROSS OF CALIFORNIA	OUT OF AREA MEDICAL CLAIMS DECEMBER 31, 2018	1,656.00	7727
EBC: 0002758	01/23/2019	ANTHEM BLUE CROSS OF CALIFORNIA	EB CLAIM PAYMENTS CK#678902-CK#679007	43,723.35	7730
EBC: 0002759	01/23/2019	ANTHEM BLUE CROSS OF CALIFORNIA	EB ELECTRONIC CLAIM PAYMENTS EG35678119-EG35678340	202,224.40	7731
EBC: 0002760	01/24/2019	ANTHEM BLUE CROSS OF CALIFORNIA	EB CLAIM PAYMENTS CK#679008-CK#679101	41,395.32	7732
EBC: 0002761	01/24/2019	ANTHEM BLUE CROSS OF CALIFORNIA	EB ELECTRONIC CLAIM PAYMENTS EG35690001-EG35690176	108,882.21	7733
EBC: 0002762	01/25/2019	ANTHEM BLUE CROSS OF CALIFORNIA	PHARMACY CLAIMS (MEDICARE D) JAN 14 TO JAN 20, 2019	42,561.44	7734
EBC: 0002763	01/25/2019	ANTHEM BLUE CROSS OF CALIFORNIA	EB CLAIM PAYMENTS CK#679102-CK#679180	20,771.99	7735

From 01/16/2019
to 01/31/2019

ACWA Joint Powers Insurance Authority
Vendor Payment Report

Sorted By Check Number

<u>Check Number</u>	<u>Check Date</u>	<u>Name</u>	<u>Invoice Description</u>	<u>Amount</u>	<u>Batch ID</u>
EBC: 0002764	01/25/2019	ANTHEM BLUE CROSS OF CALIFORNIA	EB ELECTRONIC CLAIM PAYMENTS EG35703783-EG35703968	285,694.00	7736
EBC: 0002765	01/26/2019	ANTHEM BLUE CROSS OF CALIFORNIA	EB CLAIM PAYMENTS CK#679181-CK#679291	11,030.73	7737
EBC: 0002766	01/26/2019	ANTHEM BLUE CROSS OF CALIFORNIA	EB ELECTRONIC CLAIM PAYMENTS EG35715797-EG35715956	36,332.77	7738
EBC: 0002767	01/28/2019	ANTHEM BLUE CROSS OF CALIFORNIA	EB CLAIM PAYMENTS CK#679292-CK#679326	31,282.51	7740
EBC: 0002768	01/28/2019	ANTHEM BLUE CROSS OF CALIFORNIA	EB ELECTRONIC CLAIM PAYMENTS EG35726852-EG35726921	48,354.97	7741
EBC: 0002769	01/29/2019	ANTHEM BLUE CROSS OF CALIFORNIA	EB CLAIM PAYMENTS CK#679327-CK#679394	14,145.77	7744
EBC: 0002770	01/29/2019	ANTHEM BLUE CROSS OF CALIFORNIA	EB ELECTRONIC CLAIM PAYMENTS EG35737607-EG35737757	63,191.49	7745
EBC: 0002771	01/30/2019	DELTA DENTAL INSURANCE COMPANY	EB CLAIM PAYMENTS JANUARY 18 TO JANUARY 24, 2019	183,029.24	7746
EBC: 0002772	01/30/2019	ANTHEM BLUE CROSS OF CALIFORNIA	EB CLAIM PAYMENTS CK#679395-CK#679512	20,794.03	7747
EBC: 0002773	01/30/2019	ANTHEM BLUE CROSS OF CALIFORNIA	EB ELECTRONIC CLAIM PAYMENTS EG35748613-EG35748810	105,041.57	7748
Total				3,352,676.80	

from 02/01/2019

ACWA Joint Powers Insurance Authority

Sorted By Check

to 02/15/2019

Claims Payment Report

<u>Check Date</u>	<u>Check Number</u>	<u>District Name</u>	<u>Claim Date</u>	<u>Transaction Type</u>	<u>Amount</u>
02/01/2019	207387	Goleta Water District	11/27/2018	Property - District Property	19,058.17
02/01/2019	207388	San Benito County Water District	01/02/2019	Adjuster	1,619.44
02/01/2019	207389	Cucamonga Valley Water District	03/01/2016	Mileage	146.39
02/01/2019	207390	Laguna Beach County Water District	09/28/2015	Legal (Defense)	1,296.26
02/01/2019	207391	Western Municipal Water District	06/07/2017	Legal (Defense)	4,221.39
02/01/2019	207392	San Luis & Delta-Mendota Water Authority	02/29/2016	Legal (Defense)	33.99
02/01/2019	207393	El Dorado Irrigation District	06/14/2008	Legal (Defense)	627.79
02/01/2019	207394	Florin Resource Conservation District/Elk	06/05/2018	Pharmacy	8.73
02/01/2019	207395	South Tahoe Public Utility District	11/07/2018	Photocopy	133.57
02/01/2019	207396	Western Municipal Water District	09/11/2018	Photocopy	125.34
02/01/2019	207397	Calaveras County Water District	07/12/2018	Photocopy	113.69
02/01/2019	207398	South Tahoe Public Utility District	11/26/2018	Photocopy	104.14
02/01/2019	207399	Western Municipal Water District	09/11/2018	Mileage	93.09
02/01/2019	207400	Central Coast Water Authority	04/05/2018	Mileage	130.06
02/01/2019	207401	Joshua Basin Water District	11/09/2018	Investigation/Subrosa	450.00
02/01/2019	207402	Cachuma Operation and Maintenance Bo	06/21/2018	Mileage	426.44
02/01/2019	207403	South Tahoe Public Utility District	11/26/2018	Investigation/Subrosa	664.30
02/01/2019	207404	San Benito County Water District	01/02/2019	Liability - Property Damage	13,645.85
02/04/2019	207405	Santa Clarita Valley Water Agency	11/15/2018	Property - District Property	836.28
02/04/2019	207406	Mammoth Community Water District	08/18/2015	Expense General	1,563.30
02/04/2019	207407	Sweetwater Authority	12/11/2018	Bill Review Fee	8.50
02/04/2019	207407	Sweetwater Authority	12/11/2018	Bill Review Fee	2.57
02/04/2019	207407	Orange County Water District	10/10/2017	Bill Review Fee	8.50
02/04/2019	207407	Orange County Water District	10/10/2017	Bill Review Fee	5.19
02/04/2019	207407	Mission Springs Water District	08/21/2011	Bill Review Fee	8.50
02/04/2019	207407	Mission Springs Water District	08/21/2011	Bill Review Fee	4.05
02/04/2019	207407	Sweetwater Authority	12/11/2018	Bill Review Fee	8.50
02/04/2019	207407	Sweetwater Authority	12/11/2018	Bill Review Fee	0.54
02/04/2019	207407	Calleguas Municipal Water District	10/01/2018	Bill Review Fee	8.50
02/04/2019	207407	Westborough Water District	12/08/2018	Bill Review Fee	8.50
02/04/2019	207407	Desert Water Agency	08/02/2011	Bill Review Fee	8.50
02/04/2019	207407	Desert Water Agency	08/02/2011	Bill Review Fee	14.46
02/04/2019	207407	Corcoran Irrigation District	12/13/2017	Bill Review Fee	8.50
02/04/2019	207407	Las Virgenes Municipal Water District	11/27/2018	Bill Review Fee	8.50
02/04/2019	207407	Las Virgenes Municipal Water District	11/27/2018	Bill Review Fee	8.50
02/04/2019	207407	Solano Irrigation District	07/15/2014	Bill Review Fee	8.50
02/04/2019	207407	Solano Irrigation District	07/15/2014	Bill Review Fee	4.05
02/04/2019	207407	Goleta Water District	04/18/2018	Bill Review Fee	4,105.90
02/04/2019	207407	Rancho California Water District	08/06/2018	Bill Review Fee	8.50
02/04/2019	207407	Rancho California Water District	08/06/2018	Bill Review Fee	8.50
02/04/2019	207407	Rancho California Water District	08/06/2018	Bill Review Fee	8.50
02/04/2019	207407	Browns Valley Irrigation District	08/02/2018	Bill Review Fee	8.50
02/04/2019	207408	Goleta Water District	04/18/2018	Hospital (Inpatient)	21,494.49

from 02/01/2019
to 02/15/2019

ACWA Joint Powers Insurance Authority

Sorted By Check

Claims Payment Report

<u>Check Date</u>	<u>Check Number</u>	<u>District Name</u>	<u>Claim Date</u>	<u>Transaction Type</u>	<u>Amount</u>
02/04/2019	207409	Helix Water District	05/12/2015	Applicant attorney fee	1,398.40
02/04/2019	207410	Mission Springs Water District	08/21/2011	Pharmacy	1,493.15
02/04/2019	207411	Paradise Irrigation District	10/28/2012	Pharmacy	17.70
02/04/2019	207412	Elsinore Valley Municipal Water District	05/05/2014	Pharmacy	22.93
02/04/2019	207413	Scotts Valley Water District	07/10/2003	Pharmacy	44.34
02/04/2019	207414	San Luis & Delta-Mendota Water Authority	11/01/2004	Pharmacy	23.80
02/04/2019	207415	San Juan Water District	01/26/2016	Pharmacy	451.36
02/04/2019	207416	Merced Irrigation District	11/09/2018	Pharmacy	12.07
02/04/2019	207417	Trabuco Canyon Water District	11/27/2018	Pharmacy	9.66
02/04/2019	207418	Sweetwater Authority	12/11/2018	Medical, general	186.15
02/04/2019	207419	Sweetwater Authority	12/11/2018	Medical, general	111.15
02/04/2019	207420	Orange County Water District	10/10/2017	Medical, general	117.69
02/04/2019	207421	Westborough Water District	12/08/2018	Medical, general	149.04
02/04/2019	207422	Mission Springs Water District	08/21/2011	Medical, general	145.61
02/05/2019	207423	Elsinore Valley Municipal Water District	12/11/2018	Property - District Property	4,031.79
02/05/2019	207424	Marina Coast Water District	01/08/2019	Property - District Property	3,574.71
02/05/2019	207425	Consolidated Irrigation District	01/26/2019	Appraiser	143.00
02/05/2019	207426	West Valley Water District	01/26/2017	Expense General	1,010.50
02/05/2019	207427	West Valley Water District	01/26/2017	Expense General	201.13
02/05/2019	207428	West Valley Water District	01/26/2017	Expense General	208.67
02/05/2019	207429	Yorba Linda Water District	11/29/2015	Expense General	84.72
02/05/2019	207430	Yorba Linda Water District	11/29/2015	Expense General	125.91
02/05/2019	207431	West Valley Water District	01/26/2017	Expense General	99.00
02/05/2019	207432	Sweetwater Authority	12/11/2018	TTD	2,430.54
02/05/2019	207433	Alta Irrigation District	11/19/2014	PPD	580.00
02/05/2019	207434	Thermalito Water & Sewer District	10/30/2018	Medical, general	80.58
02/05/2019	207435	Cucamonga Valley Water District	03/01/2016	Bill Review Fee	8.50
02/05/2019	207435	Cucamonga Valley Water District	03/01/2016	Bill Review Fee	3.96
02/05/2019	207435	El Toro Water District	11/15/2018	Bill Review Fee	8.50
02/05/2019	207435	El Toro Water District	11/15/2018	Bill Review Fee	1.08
02/05/2019	207435	Berrenda Mesa Water District	02/25/2013	Bill Review Fee	8.50
02/05/2019	207435	Berrenda Mesa Water District	02/25/2013	Bill Review Fee	3.91
02/05/2019	207435	Berrenda Mesa Water District	02/25/2013	Bill Review Fee	8.50
02/05/2019	207435	Berrenda Mesa Water District	02/25/2013	Bill Review Fee	6.35
02/05/2019	207435	Rancho California Water District	01/10/2018	Bill Review Fee	8.50
02/05/2019	207435	Rancho California Water District	01/10/2018	Bill Review Fee	7.36
02/05/2019	207435	South Coast Water District	12/28/2018	Bill Review Fee	8.50
02/05/2019	207435	South Coast Water District	12/28/2018	Bill Review Fee	7.47
02/05/2019	207435	Desert Water Agency	12/10/2018	Bill Review Fee	8.50
02/05/2019	207435	Desert Water Agency	12/10/2018	Bill Review Fee	1.40
02/05/2019	207435	Carpinteria Valley Water District	10/11/2018	Bill Review Fee	8.50
02/05/2019	207435	Carpinteria Valley Water District	10/11/2018	Bill Review Fee	9.64
02/05/2019	207435	Carpinteria Valley Water District	10/11/2018	Bill Review Fee	8.50
02/05/2019	207435	Carpinteria Valley Water District	10/11/2018	Bill Review Fee	8.80

from 02/01/2019
to 02/15/2019

ACWA Joint Powers Insurance Authority

Sorted By Check

Claims Payment Report

<u>Check Date</u>	<u>Check Number</u>	<u>District Name</u>	<u>Claim Date</u>	<u>Transaction Type</u>	<u>Amount</u>
02/05/2019	207435	Carpinteria Valley Water District	10/11/2018	Bill Review Fee	8.50
02/05/2019	207435	Carpinteria Valley Water District	10/11/2018	Bill Review Fee	2.71
02/05/2019	207435	Bard Water District	08/20/2012	Bill Review Fee	8.50
02/05/2019	207435	Bard Water District	08/20/2012	Bill Review Fee	7.09
02/05/2019	207435	Mesa Water District	11/05/2018	Bill Review Fee	8.50
02/05/2019	207435	Mesa Water District	11/05/2018	Bill Review Fee	2.35
02/05/2019	207435	Mesa Water District	11/05/2018	Bill Review Fee	8.50
02/05/2019	207435	Mesa Water District	11/05/2018	Bill Review Fee	1.71
02/05/2019	207435	Mesa Water District	11/05/2018	Bill Review Fee	8.50
02/05/2019	207435	Mesa Water District	11/05/2018	Bill Review Fee	3.98
02/05/2019	207435	Mesa Water District	11/05/2018	Bill Review Fee	8.50
02/05/2019	207435	Mesa Water District	11/05/2018	Bill Review Fee	2.35
02/05/2019	207435	Berrenda Mesa Water District	07/27/2016	Bill Review Fee	8.50
02/05/2019	207435	Berrenda Mesa Water District	07/27/2016	Bill Review Fee	2.73
02/05/2019	207435	Berrenda Mesa Water District	07/27/2016	Bill Review Fee	8.50
02/05/2019	207435	Berrenda Mesa Water District	07/27/2016	Bill Review Fee	2.73
02/05/2019	207435	Vallecitos Water District	10/22/2018	Bill Review Fee	8.50
02/05/2019	207435	Vallecitos Water District	10/22/2018	Bill Review Fee	1.75
02/05/2019	207435	Ramona Municipal Water District	10/03/2017	Bill Review Fee	8.50
02/05/2019	207435	Ramona Municipal Water District	10/03/2017	Bill Review Fee	21.56
02/05/2019	207435	Elsinore Valley Municipal Water District	05/05/2014	Bill Review Fee	8.50
02/05/2019	207435	Elsinore Valley Municipal Water District	05/05/2014	Bill Review Fee	3.64
02/05/2019	207435	Santa Clarita Valley Water Agency	01/09/2019	Bill Review Fee	8.50
02/05/2019	207435	Santa Clarita Valley Water Agency	01/09/2019	Bill Review Fee	3.27
02/05/2019	207435	Calaveras County Water District	07/12/2018	Bill Review Fee	8.50
02/05/2019	207435	Calaveras County Water District	07/12/2018	Bill Review Fee	10.10
02/05/2019	207435	Calaveras County Water District	07/12/2018	Bill Review Fee	8.50
02/05/2019	207435	Calaveras County Water District	07/12/2018	Bill Review Fee	2.93
02/05/2019	207435	Thermalito Water & Sewer District	10/30/2018	Bill Review Fee	8.50
02/05/2019	207435	Thermalito Water & Sewer District	10/30/2018	Bill Review Fee	3.56
02/05/2019	207435	Vista Irrigation District	10/15/2018	Bill Review Fee	8.50
02/05/2019	207435	Vista Irrigation District	10/15/2018	Bill Review Fee	1.42
02/05/2019	207435	Trabuco Canyon Water District	11/27/2018	Bill Review Fee	8.50
02/05/2019	207435	Trabuco Canyon Water District	11/27/2018	Bill Review Fee	9.54
02/05/2019	207435	Western Municipal Water District	01/06/2019	Bill Review Fee	8.50
02/05/2019	207435	Western Municipal Water District	01/06/2019	Bill Review Fee	5.21
02/05/2019	207435	Orange County Water District	10/16/2018	Bill Review Fee	8.50
02/05/2019	207435	Orange County Water District	10/16/2018	Bill Review Fee	5.36
02/05/2019	207435	Orange County Water District	10/16/2018	Bill Review Fee	8.50
02/05/2019	207435	Orange County Water District	10/16/2018	Bill Review Fee	5.36
02/05/2019	207435	Rancho California Water District	08/06/2018	Bill Review Fee	8.50
02/05/2019	207435	Rancho California Water District	08/06/2018	Bill Review Fee	7.24
02/05/2019	207435	Rancho California Water District	08/06/2018	Bill Review Fee	8.50
02/05/2019	207435	Rancho California Water District	08/06/2018	Bill Review Fee	7.24

from 02/01/2019
to 02/15/2019

ACWA Joint Powers Insurance Authority

Sorted By Check

Claims Payment Report

<u>Check Date</u>	<u>Check Number</u>	<u>District Name</u>	<u>Claim Date</u>	<u>Transaction Type</u>	<u>Amount</u>
02/05/2019	207435	Rancho California Water District	08/06/2018	Bill Review Fee	8.50
02/05/2019	207435	Rancho California Water District	08/06/2018	Bill Review Fee	7.36
02/05/2019	207435	Rancho California Water District	08/06/2018	Bill Review Fee	8.50
02/05/2019	207435	Rancho California Water District	08/06/2018	Bill Review Fee	7.36
02/05/2019	207435	Rancho California Water District	08/06/2018	Bill Review Fee	8.50
02/05/2019	207435	Rancho California Water District	08/06/2018	Bill Review Fee	7.36
02/05/2019	207435	Rancho California Water District	08/06/2018	Bill Review Fee	8.50
02/05/2019	207435	Rancho California Water District	08/06/2018	Bill Review Fee	7.36
02/05/2019	207435	Rancho California Water District	08/06/2018	Bill Review Fee	8.50
02/05/2019	207435	Rancho California Water District	08/06/2018	Bill Review Fee	7.36
02/05/2019	207435	Rancho California Water District	08/06/2018	Bill Review Fee	8.50
02/05/2019	207435	Rancho California Water District	08/06/2018	Bill Review Fee	7.36
02/05/2019	207435	Scotts Valley Water District	07/10/2003	Bill Review Fee	8.50
02/05/2019	207435	Scotts Valley Water District	07/10/2003	Bill Review Fee	6.98
02/05/2019	207435	San Luis & Delta-Mendota Water Authority	05/04/2018	Bill Review Fee	8.50
02/05/2019	207435	San Luis & Delta-Mendota Water Authority	05/04/2018	Bill Review Fee	4.64
02/05/2019	207435	San Luis & Delta-Mendota Water Authority	05/04/2018	Bill Review Fee	8.50
02/05/2019	207435	San Luis & Delta-Mendota Water Authority	05/04/2018	Bill Review Fee	13.92
02/05/2019	207435	Palmdale Water District	03/14/2018	Bill Review Fee	8.50
02/05/2019	207435	Palmdale Water District	03/14/2018	Bill Review Fee	5.26
02/05/2019	207435	Valley Center Municipal Water District	09/12/2018	Bill Review Fee	8.50
02/05/2019	207435	Valley Center Municipal Water District	09/12/2018	Bill Review Fee	4.90
02/05/2019	207435	Valley Center Municipal Water District	09/12/2018	Bill Review Fee	8.50
02/05/2019	207435	Valley Center Municipal Water District	09/12/2018	Bill Review Fee	4.50
02/05/2019	207436	Los Alamos Community Services District	02/01/2018	PPD	580.00
02/05/2019	207437	Mesa Water District	10/31/2012	PPD	540.00
02/05/2019	207438	Helix Water District	05/12/2015	PPD	10,412.50
02/05/2019	207439	Mesa Water District	11/05/2018	Medical, general	107.02
02/05/2019	207440	Mesa Water District	11/05/2018	Physical therapy	249.00
02/05/2019	207441	Mesa Water District	11/05/2018	Physical therapy	147.25
02/05/2019	207442	Mesa Water District	11/05/2018	Physical therapy	147.25
02/05/2019	207443	Moulton Niguel Water District	01/23/2019	TTD	1,324.46
02/05/2019	207444	Helix Water District	05/12/2015	Applicant attorney fee	441.60
02/05/2019	207445	Tulare Irrigation District	03/14/2018	TTD	1,758.78
02/05/2019	207446	Bolinas Community Public Utility District	06/13/2018	PPD	580.00
02/05/2019	207447	Goleta Water District	06/15/2016	PPD	580.00
02/05/2019	207448	Florin Resource Conservation District/Elk	01/28/2019	TTD	473.75
02/05/2019	207449	Vista Irrigation District	10/15/2018	Medical, general	108.03
02/06/2019	207450	Las Virgenes Municipal Water District	11/27/2018	Physical therapy	190.63
02/06/2019	207451	Las Virgenes Municipal Water District	11/27/2018	Physical therapy	128.89
02/06/2019	207452	Rancho California Water District	08/06/2018	Physical therapy	136.79
02/06/2019	207453	Rancho California Water District	08/06/2018	Physical therapy	231.04
02/06/2019	207454	Rancho California Water District	08/06/2018	Physical therapy	136.79
02/06/2019	207455	Corcoran Irrigation District	12/13/2017	Photocopy	308.20

from 02/01/2019
to 02/15/2019

ACWA Joint Powers Insurance Authority

Sorted By Check

Claims Payment Report

<u>Check Date</u>	<u>Check Number</u>	<u>District Name</u>	<u>Claim Date</u>	<u>Transaction Type</u>	<u>Amount</u>
02/06/2019	207456	Scotts Valley Water District	07/10/2003	Medical, general	114.39
02/06/2019	207457	Trabuco Canyon Water District	11/27/2018	Physical therapy	216.32
02/06/2019	207458	Palmdale Water District	03/14/2018	Physical therapy	119.19
02/06/2019	207459	El Toro Water District	11/15/2018	Medical, general	81.88
02/06/2019	207460	Bard Water District	08/20/2012	Medical, general	98.33
02/06/2019	207461	El Toro Water District	11/15/2018	Bill Review Fee	8.50
02/06/2019	207461	El Toro Water District	11/15/2018	Bill Review Fee	2.52
02/06/2019	207461	El Toro Water District	11/15/2018	Bill Review Fee	8.50
02/06/2019	207461	El Toro Water District	11/15/2018	Bill Review Fee	2.23
02/06/2019	207461	South Coast Water District	12/17/2018	Bill Review Fee	8.50
02/06/2019	207461	South Coast Water District	12/17/2018	Bill Review Fee	4.43
02/06/2019	207461	South Coast Water District	12/28/2018	Bill Review Fee	8.50
02/06/2019	207461	South Coast Water District	12/28/2018	Bill Review Fee	4.57
02/06/2019	207461	South Coast Water District	12/28/2018	Bill Review Fee	8.50
02/06/2019	207461	South Coast Water District	12/28/2018	Bill Review Fee	4.57
02/06/2019	207461	South Coast Water District	12/28/2018	Bill Review Fee	8.50
02/06/2019	207461	South Coast Water District	12/28/2018	Bill Review Fee	4.57
02/06/2019	207461	Fallbrook Public Utility District	10/26/2018	Bill Review Fee	0.30
02/06/2019	207461	Fallbrook Public Utility District	10/26/2018	Bill Review Fee	8.50
02/06/2019	207461	Fallbrook Public Utility District	10/26/2018	Bill Review Fee	3.13
02/06/2019	207461	Paradise Irrigation District	09/15/2013	Bill Review Fee	8.50
02/06/2019	207461	Paradise Irrigation District	09/15/2013	Bill Review Fee	4.69
02/06/2019	207461	Paradise Irrigation District	09/15/2013	Bill Review Fee	8.50
02/06/2019	207461	Paradise Irrigation District	09/15/2013	Bill Review Fee	8.37
02/06/2019	207461	Paradise Irrigation District	09/15/2013	Bill Review Fee	8.50
02/06/2019	207461	Paradise Irrigation District	09/15/2013	Bill Review Fee	3.63
02/06/2019	207461	Paradise Irrigation District	09/15/2013	Bill Review Fee	8.50
02/06/2019	207461	Paradise Irrigation District	09/15/2013	Bill Review Fee	4.69
02/06/2019	207461	Sierra Lakes County Water District	09/13/2018	Bill Review Fee	8.50
02/06/2019	207461	Palmdale Water District	11/13/2017	Bill Review Fee	8.50
02/06/2019	207461	Fallbrook Public Utility District	09/11/2018	Bill Review Fee	8.50
02/06/2019	207461	Fallbrook Public Utility District	09/11/2018	Bill Review Fee	59.55
02/06/2019	207461	Berrenda Mesa Water District	07/27/2016	Bill Review Fee	8.50
02/06/2019	207461	Berrenda Mesa Water District	07/27/2016	Bill Review Fee	2.73
02/06/2019	207461	Berrenda Mesa Water District	07/27/2016	Bill Review Fee	8.50
02/06/2019	207461	Berrenda Mesa Water District	07/27/2016	Bill Review Fee	2.73
02/06/2019	207461	Calleguas Municipal Water District	10/01/2018	Bill Review Fee	8.50
02/06/2019	207461	Calleguas Municipal Water District	10/01/2018	Bill Review Fee	2.92
02/06/2019	207461	Moulton Niguel Water District	01/10/2018	Bill Review Fee	8.50
02/06/2019	207461	Moulton Niguel Water District	01/10/2018	Bill Review Fee	12.22
02/06/2019	207461	Western Municipal Water District	03/02/2015	Bill Review Fee	8.50
02/06/2019	207461	Western Municipal Water District	03/02/2015	Bill Review Fee	5.40
02/06/2019	207461	Sweetwater Authority	09/01/2017	Bill Review Fee	8.50
02/06/2019	207461	Sweetwater Authority	09/01/2017	Bill Review Fee	5.07

from 02/01/2019
to 02/15/2019

ACWA Joint Powers Insurance Authority

Sorted By Check

Claims Payment Report

<u>Check Date</u>	<u>Check Number</u>	<u>District Name</u>	<u>Claim Date</u>	<u>Transaction Type</u>	<u>Amount</u>
02/06/2019	207461	Sweetwater Authority	09/01/2017	Bill Review Fee	8.50
02/06/2019	207461	Sweetwater Authority	09/01/2017	Bill Review Fee	5.07
02/06/2019	207461	Rancho California Water District	01/07/2019	Bill Review Fee	8.50
02/06/2019	207461	Rancho California Water District	01/07/2019	Bill Review Fee	7.24
02/06/2019	207461	Rancho California Water District	01/07/2019	Bill Review Fee	8.50
02/06/2019	207461	Rancho California Water District	01/07/2019	Bill Review Fee	8.96
02/06/2019	207461	Mesa Water District	07/16/2018	Bill Review Fee	8.50
02/06/2019	207461	Mesa Water District	07/16/2018	Bill Review Fee	5.49
02/06/2019	207461	Mesa Water District	07/16/2018	Bill Review Fee	8.50
02/06/2019	207461	Mesa Water District	07/16/2018	Bill Review Fee	5.49
02/06/2019	207461	Santa Clarita Valley Water Agency	01/09/2019	Bill Review Fee	8.50
02/06/2019	207461	Santa Clarita Valley Water Agency	01/09/2019	Bill Review Fee	1.48
02/06/2019	207461	Helix Water District	10/22/2018	Bill Review Fee	8.50
02/06/2019	207461	Helix Water District	10/22/2018	Bill Review Fee	3.05
02/06/2019	207461	Helix Water District	10/22/2018	Bill Review Fee	8.50
02/06/2019	207461	Helix Water District	10/22/2018	Bill Review Fee	3.05
02/06/2019	207461	Western Municipal Water District	09/11/2018	Bill Review Fee	8.50
02/06/2019	207461	Western Municipal Water District	09/11/2018	Bill Review Fee	3.61
02/06/2019	207461	Merced Irrigation District	03/27/2009	Bill Review Fee	8.50
02/06/2019	207461	Merced Irrigation District	03/27/2009	Bill Review Fee	7.08
02/06/2019	207461	Santa Fe Irrigation District	05/02/2018	Bill Review Fee	8.50
02/06/2019	207461	Santa Fe Irrigation District	05/02/2018	Bill Review Fee	5.45
02/06/2019	207461	Vista Irrigation District	08/10/2017	Bill Review Fee	8.50
02/06/2019	207461	Vista Irrigation District	08/10/2017	Bill Review Fee	1.42
02/06/2019	207461	Vista Irrigation District	08/10/2017	Bill Review Fee	8.50
02/06/2019	207461	Vista Irrigation District	08/10/2017	Bill Review Fee	1.42
02/06/2019	207461	Vista Irrigation District	08/10/2017	Bill Review Fee	8.50
02/06/2019	207461	Vista Irrigation District	08/10/2017	Bill Review Fee	1.42
02/06/2019	207461	Trabuco Canyon Water District	11/27/2018	Bill Review Fee	8.50
02/06/2019	207461	Trabuco Canyon Water District	11/27/2018	Bill Review Fee	4.47
02/06/2019	207461	Trabuco Canyon Water District	11/27/2018	Bill Review Fee	8.50
02/06/2019	207461	Trabuco Canyon Water District	11/27/2018	Bill Review Fee	4.47
02/06/2019	207461	Trabuco Canyon Water District	11/27/2018	Bill Review Fee	8.50
02/06/2019	207461	Trabuco Canyon Water District	11/27/2018	Bill Review Fee	5.36
02/06/2019	207461	Trabuco Canyon Water District	11/27/2018	Bill Review Fee	8.50
02/06/2019	207461	Trabuco Canyon Water District	11/27/2018	Bill Review Fee	5.36
02/06/2019	207461	Trabuco Canyon Water District	11/27/2018	Bill Review Fee	8.50
02/06/2019	207461	Trabuco Canyon Water District	11/27/2018	Bill Review Fee	1.48
02/06/2019	207461	Ramona Municipal Water District	01/07/2019	Bill Review Fee	8.50
02/06/2019	207461	Ramona Municipal Water District	01/07/2019	Bill Review Fee	0.75
02/06/2019	207461	Western Municipal Water District	01/06/2019	Bill Review Fee	8.50
02/06/2019	207461	Western Municipal Water District	01/06/2019	Bill Review Fee	2.06
02/06/2019	207461	San Juan Water District	10/12/2016	Bill Review Fee	8.50
02/06/2019	207461	San Juan Water District	10/12/2016	Bill Review Fee	1.41

from 02/01/2019
to 02/15/2019

ACWA Joint Powers Insurance Authority

Sorted By Check

Claims Payment Report

<u>Check Date</u>	<u>Check Number</u>	<u>District Name</u>	<u>Claim Date</u>	<u>Transaction Type</u>	<u>Amount</u>
02/06/2019	207461	Orange County Water District	10/16/2018	Bill Review Fee	8.50
02/06/2019	207461	Orange County Water District	10/16/2018	Bill Review Fee	5.36
02/06/2019	207461	Orange County Water District	10/16/2018	Bill Review Fee	8.50
02/06/2019	207461	Orange County Water District	10/16/2018	Bill Review Fee	5.36
02/06/2019	207461	Orange County Water District	10/16/2018	Bill Review Fee	8.50
02/06/2019	207461	Orange County Water District	10/16/2018	Bill Review Fee	5.24
02/06/2019	207461	Orange County Water District	10/16/2018	Bill Review Fee	8.50
02/06/2019	207461	Orange County Water District	10/16/2018	Bill Review Fee	5.36
02/06/2019	207461	Kaweah Delta Water Conservation District	10/07/2014	Bill Review Fee	8.50
02/06/2019	207461	Kaweah Delta Water Conservation District	10/07/2014	Bill Review Fee	23.72
02/06/2019	207461	Santa Clarita Valley Water Agency	10/13/2015	Bill Review Fee	8.50
02/06/2019	207461	Santa Clarita Valley Water Agency	10/13/2015	Bill Review Fee	5.23
02/06/2019	207461	Goleta Water District	04/18/2018	Bill Review Fee	8.50
02/06/2019	207461	Goleta Water District	04/18/2018	Bill Review Fee	0.32
02/06/2019	207461	Browns Valley Irrigation District	08/02/2018	Bill Review Fee	8.50
02/06/2019	207461	Humboldt Bay Municipal Water District	12/18/2018	Bill Review Fee	8.50
02/06/2019	207461	Humboldt Bay Municipal Water District	12/18/2018	Bill Review Fee	5.06
02/06/2019	207461	Vista Irrigation District	07/08/2018	Bill Review Fee	8.50
02/06/2019	207461	Vista Irrigation District	07/08/2018	Bill Review Fee	2.50
02/06/2019	207461	El Toro Water District	05/31/2018	Bill Review Fee	8.50
02/06/2019	207461	El Toro Water District	05/31/2018	Bill Review Fee	4.57
02/06/2019	207461	El Toro Water District	05/31/2018	Bill Review Fee	8.50
02/06/2019	207461	El Toro Water District	05/31/2018	Bill Review Fee	4.48
02/06/2019	207461	Fallbrook Public Utility District	10/05/2000	Bill Review Fee	8.50
02/06/2019	207461	Fallbrook Public Utility District	10/05/2000	Bill Review Fee	9.29
02/06/2019	207461	Palmdale Water District	03/14/2018	Bill Review Fee	8.50
02/06/2019	207461	Palmdale Water District	03/14/2018	Bill Review Fee	5.26
02/06/2019	207461	Valley Center Municipal Water District	09/12/2018	Bill Review Fee	8.50
02/06/2019	207461	Valley Center Municipal Water District	09/12/2018	Bill Review Fee	4.82
02/06/2019	207461	Valley Center Municipal Water District	09/12/2018	Bill Review Fee	8.50
02/06/2019	207461	Valley Center Municipal Water District	09/12/2018	Bill Review Fee	6.34
02/06/2019	207462	Desert Water Agency	12/10/2018	Medical, general	106.57
02/06/2019	207463	Berrenda Mesa Water District	02/25/2013	Physical therapy	88.60
02/06/2019	207464	Berrenda Mesa Water District	02/25/2013	Physical therapy	143.97
02/06/2019	207465	Rancho California Water District	01/10/2018	Medical, general	70.56
02/06/2019	207466	Rancho California Water District	08/06/2018	Medical, general	70.56
02/06/2019	207467	Rancho California Water District	08/06/2018	Medical, general	70.56
02/06/2019	207468	Rancho California Water District	08/06/2018	Medical, general	70.56
02/06/2019	207469	Rancho California Water District	08/06/2018	Medical, general	70.56
02/06/2019	207470	Rancho California Water District	08/06/2018	Medical, general	70.56
02/06/2019	207471	Rancho California Water District	08/06/2018	Medical, general	70.56
02/06/2019	207472	Rancho California Water District	08/06/2018	Medical, general	70.56
02/06/2019	207473	Rancho California Water District	08/06/2018	Medical, general	70.56
02/06/2019	207474	Western Municipal Water District	01/06/2019	Medical, general	152.75

from 02/01/2019
to 02/15/2019

ACWA Joint Powers Insurance Authority

Sorted By Check

Claims Payment Report

<u>Check Date</u>	<u>Check Number</u>	<u>District Name</u>	<u>Claim Date</u>	<u>Transaction Type</u>	<u>Amount</u>
02/06/2019	207475	Solano Irrigation District	07/15/2014	Medical, general	145.61
02/06/2019	207476	Valley Center Municipal Water District	09/12/2018	Physical therapy	110.94
02/06/2019	207477	Valley Center Municipal Water District	09/12/2018	Physical therapy	101.92
02/06/2019	207478	Cucamonga Valley Water District	03/01/2016	Medical, general	142.40
02/06/2019	207479	Calaveras County Water District	07/12/2018	Laboratory fee	15.92
02/06/2019	207480	South Coast Water District	12/28/2018	Physical therapy	169.35
02/06/2019	207481	Orange County Water District	10/16/2018	Physical therapy	121.41
02/06/2019	207482	Orange County Water District	10/16/2018	Physical therapy	121.41
02/06/2019	207483	Elsinore Valley Municipal Water District	05/05/2014	Medical, general	131.01
02/06/2019	207484	Carpinteria Valley Water District	10/11/2018	Physical therapy	218.42
02/06/2019	207485	Carpinteria Valley Water District	10/11/2018	Physical therapy	75.00
02/06/2019	207486	Carpinteria Valley Water District	10/11/2018	Physical therapy	61.28
02/06/2019	207487	San Luis & Delta-Mendota Water Authority	05/04/2018	Physical therapy	105.15
02/06/2019	207488	San Luis & Delta-Mendota Water Authority	05/04/2018	Physical therapy	315.45
02/06/2019	207489	Browns Valley Irrigation District	08/02/2018	Anesthesiologist	550.93
02/06/2019	207490	Berrenda Mesa Water District	07/27/2016	Physical therapy	61.85
02/06/2019	207491	Berrenda Mesa Water District	07/27/2016	Physical therapy	61.85
02/06/2019	207492	Desert Water Agency	08/02/2011	Medical, general	91.49
02/06/2019	207493	Vallecitos Water District	10/22/2018	Physical therapy	132.72
02/06/2019	207494	Calaveras County Water District	07/12/2018	Medical, general	116.87
02/06/2019	207495	Santa Clarita Valley Water Agency	01/09/2019	Medical, general	248.49
02/06/2019	207496	Ramona Municipal Water District	10/03/2017	Medical, general	299.25
02/06/2019	207497	Citrus Heights Water District	12/06/2018	Liability - Property Damage	4,064.13
02/06/2019	207498	South Feather Water and Power Agency	02/10/2017	Adjuster	8,745.00
02/06/2019	207499	Paradise Irrigation District	09/15/2013	Medical, general	82.26
02/06/2019	207500	Santa Fe Irrigation District	05/02/2018	Physical therapy	123.49
02/06/2019	207501	Palmdale Water District	11/13/2017	Medical, general	161.79
02/07/2019	207502	San Luis & Delta-Mendota Water Authority	12/28/2018	Property - District Property	3,232.75
02/07/2019	207503	San Luis & Delta-Mendota Water Authority	12/27/2018	Property - District Property	2,040.32
02/07/2019	207504	Calleguas Municipal Water District	07/31/2017	TTD	1,926.58
02/07/2019	207505	Orange County Water District	10/10/2017	Mileage	9.86
02/07/2019	207506	Las Virgenes Municipal Water District	02/01/2013	PPD	460.00
02/07/2019	207507	Trabuco Canyon Water District	11/27/2018	Physical therapy	101.33
02/07/2019	207508	Trabuco Canyon Water District	11/27/2018	Physical therapy	101.33
02/07/2019	207509	Trabuco Canyon Water District	11/27/2018	Physical therapy	121.54
02/07/2019	207510	Trabuco Canyon Water District	11/27/2018	Physical therapy	121.54
02/07/2019	207511	Desert Water Agency	03/21/2014	PPD	580.00
02/07/2019	207512	Tehachapi-Cummings County Water Distri	07/11/2017	Mileage	47.56
02/07/2019	207513	Trabuco Canyon Water District	11/27/2018	Medical, general	112.16
02/07/2019	207514	El Toro Water District	11/15/2018	Bill Review Fee	8.50
02/07/2019	207514	El Toro Water District	11/15/2018	Bill Review Fee	2.52
02/07/2019	207514	South Coast Water District	05/23/2018	Bill Review Fee	8.50
02/07/2019	207514	Vista Irrigation District	12/11/2018	Bill Review Fee	8.50
02/07/2019	207514	Vista Irrigation District	12/11/2018	Bill Review Fee	16.48

from 02/01/2019
to 02/15/2019

ACWA Joint Powers Insurance Authority

Sorted By Check

Claims Payment Report

<u>Check Date</u>	<u>Check Number</u>	<u>District Name</u>	<u>Claim Date</u>	<u>Transaction Type</u>	<u>Amount</u>
02/07/2019	207514	Carpinteria Valley Water District	03/19/2018	Bill Review Fee	8.50
02/07/2019	207514	Carpinteria Valley Water District	03/19/2018	Bill Review Fee	7.84
02/07/2019	207514	Mission Springs Water District	08/21/2011	Bill Review Fee	3.73
02/07/2019	207514	Idyllwild Water District	09/30/2003	Bill Review Fee	8.50
02/07/2019	207514	Idyllwild Water District	09/30/2003	Bill Review Fee	10.36
02/07/2019	207514	Santa Clarita Valley Water Agency	01/09/2019	Bill Review Fee	8.50
02/07/2019	207514	Santa Clarita Valley Water Agency	01/09/2019	Bill Review Fee	2.93
02/07/2019	207514	Helix Water District	10/22/2018	Bill Review Fee	8.50
02/07/2019	207514	Helix Water District	10/22/2018	Bill Review Fee	5.75
02/07/2019	207514	Helix Water District	10/22/2018	Bill Review Fee	8.50
02/07/2019	207514	Helix Water District	10/22/2018	Bill Review Fee	3.05
02/07/2019	207514	Trabuco Canyon Water District	11/27/2018	Bill Review Fee	8.50
02/07/2019	207514	Trabuco Canyon Water District	11/27/2018	Bill Review Fee	3.16
02/07/2019	207514	Ramona Municipal Water District	01/07/2019	Bill Review Fee	8.50
02/07/2019	207514	Ramona Municipal Water District	01/07/2019	Bill Review Fee	17.97
02/07/2019	207514	Orange County Water District	10/16/2018	Bill Review Fee	8.50
02/07/2019	207514	Orange County Water District	10/16/2018	Bill Review Fee	8.18
02/07/2019	207514	Humboldt Bay Municipal Water District	08/04/2018	Bill Review Fee	8.50
02/07/2019	207514	Carpinteria Valley Water District	01/29/2018	Bill Review Fee	8.50
02/07/2019	207514	San Luis & Delta-Mendota Water Authority	05/04/2018	Bill Review Fee	8.50
02/07/2019	207514	San Luis & Delta-Mendota Water Authority	05/04/2018	Bill Review Fee	32.14
02/07/2019	207515	Paradise Irrigation District	09/15/2013	Physical therapy	106.24
02/07/2019	207516	Paradise Irrigation District	09/15/2013	Physical therapy	189.74
02/07/2019	207517	Paradise Irrigation District	09/15/2013	Physical therapy	106.24
02/07/2019	207518	Desert Water Agency	07/07/2018	Medical, general	7.43
02/07/2019	207519	Calleguas Municipal Water District	10/01/2018	Medical, general	105.28
02/07/2019	207520	Palmdale Water District	03/23/2015	PPD	580.00
02/07/2019	207521	Sweetwater Authority	09/01/2017	Physical therapy	114.93
02/07/2019	207522	Sweetwater Authority	09/01/2017	Physical therapy	114.93
02/07/2019	207523	Rancho California Water District	01/07/2019	Medical, general	83.21
02/07/2019	207524	Rancho California Water District	01/07/2019	Medical, general	99.15
02/07/2019	207525	Western Municipal Water District	09/11/2018	Medical, general	116.90
02/07/2019	207526	Fallbrook Public Utility District	09/11/2018	Medical, general	1,927.19
02/07/2019	207527	Fallbrook Public Utility District	10/26/2018	Medical, general	101.20
02/07/2019	207528	Mesa Water District	07/16/2018	Physical therapy	124.43
02/07/2019	207529	Mesa Water District	07/16/2018	Physical therapy	124.43
02/07/2019	207530	Reclamation District #2068	07/24/2017	Mileage	13.22
02/07/2019	207531	Helix Water District	10/22/2018	Medical, general	137.11
02/07/2019	207532	Helix Water District	10/22/2018	Medical, general	137.11
02/07/2019	207533	El Toro Water District	11/15/2018	Physical therapy	113.45
02/07/2019	207534	El Toro Water District	11/15/2018	Physical therapy	100.58
02/07/2019	207535	Goleta Water District	09/25/2014	PPD	580.00
02/07/2019	207536	Merced Irrigation District	03/27/2009	Medical, general	70.56
02/07/2019	207537	Desert Water Agency	08/28/2017	PPD	580.00

from 02/01/2019
to 02/15/2019

ACWA Joint Powers Insurance Authority

Sorted By Check

Claims Payment Report

<u>Check Date</u>	<u>Check Number</u>	<u>District Name</u>	<u>Claim Date</u>	<u>Transaction Type</u>	<u>Amount</u>
02/07/2019	207538	Kaweah Delta Water Conservation District	10/07/2014	TTD	1,533.84
02/07/2019	207539	Western Municipal Water District	03/02/2015	Physical therapy	122.31
02/07/2019	207540	South Coast Water District	12/28/2018	Physical therapy	103.56
02/07/2019	207541	South Coast Water District	12/28/2018	Physical therapy	103.56
02/07/2019	207542	South Coast Water District	12/28/2018	Physical therapy	103.56
02/07/2019	207543	Goleta Water District	04/18/2018	TTD	2,146.34
02/07/2019	207544	Humboldt Bay Municipal Water District	12/18/2018	Testing/Supplies	70.06
02/07/2019	207545	Rancho California Water District	08/06/2018	TTD	1,958.42
02/07/2019	207546	South Coast Water District	12/17/2018	Medical, general	100.35
02/07/2019	207547	Moulton Niguel Water District	01/10/2018	Medical, general	192.69
02/07/2019	207548	Carpinteria Valley Water District	01/29/2018	Wage loss	118.72
02/07/2019	207549	Carpinteria Valley Water District	01/29/2018	Wage loss	22.54
02/07/2019	207550	Carpinteria Valley Water District	01/29/2018	Wage loss	166.51
02/07/2019	207551	Carpinteria Valley Water District	01/29/2018	TD penalty	14.12
02/07/2019	207552	Browns Valley Irrigation District	08/02/2018	Hospital (Inpatient)	7,898.10
02/07/2019	207553	Berrenda Mesa Water District	07/27/2016	Physical therapy	61.85
02/07/2019	207554	Berrenda Mesa Water District	07/27/2016	Physical therapy	61.85
02/07/2019	207555	Vista Irrigation District	08/10/2017	Medical, general	108.17
02/07/2019	207556	Vista Irrigation District	08/10/2017	Medical, general	108.02
02/07/2019	207557	Vista Irrigation District	08/10/2017	Medical, general	108.17
02/07/2019	207558	Santa Clarita Valley Water Agency	01/09/2019	Medical, general	112.16
02/07/2019	207559	Patterson Irrigation District	05/01/2018	Expert	3,475.75
02/08/2019	207560	Sacramento Suburban Water District	10/11/2018	Liability - Property Damage	450.53
02/08/2019	207561	Clearlake Oaks County Water District	03/14/2017	Defense Attorney	380.00
02/08/2019	207562	Clearlake Oaks County Water District	03/14/2017	Expense General	4.90
02/08/2019	207563	Santa Ynez River WCD Improvement Dist	01/18/2019	Appraiser	180.80
02/08/2019	207564	Paradise Irrigation District	01/09/2019	Appraiser	153.00
02/08/2019	207565	Carpinteria Valley Water District	01/29/2018	Physical therapy	95.20
02/08/2019	207566	Carpinteria Valley Water District	03/19/2018	Medical, general	83.21
02/08/2019	207567	Goleta Water District	04/18/2018	Testing/Supplies	10.22
02/08/2019	207568	El Toro Water District	05/31/2018	Physical therapy	103.56
02/08/2019	207569	El Toro Water District	05/31/2018	Physical therapy	101.58
02/08/2019	207570	Palmdale Water District	03/14/2018	Physical therapy	119.19
02/08/2019	207571	Vista Irrigation District	12/11/2018	Testing/Supplies	245.51
02/08/2019	207572	Idyllwild Water District	09/30/2003	Medical, general	60.40
02/08/2019	207573	Western Municipal Water District	01/06/2019	Medical, general	60.39
02/08/2019	207574	Helix Water District	10/22/2018	Medical, general	258.61
02/08/2019	207575	Helix Water District	10/22/2018	Medical, general	137.11
02/08/2019	207576	El Toro Water District	11/15/2018	Physical therapy	113.45
02/08/2019	207577	Trabuco Canyon Water District	11/27/2018	Physical therapy	115.70
02/08/2019	207578	San Juan Water District	10/12/2016	Medical, general	107.07
02/08/2019	207579	Valley Center Municipal Water District	09/12/2018	Physical therapy	109.14
02/08/2019	207580	Valley Center Municipal Water District	09/12/2018	Physical therapy	143.57
02/08/2019	207581	Fallbrook Public Utility District	10/05/2000	Medical, general	124.58

from 02/01/2019
to 02/15/2019

ACWA Joint Powers Insurance Authority

Sorted By Check

Claims Payment Report

<u>Check Date</u>	<u>Check Number</u>	<u>District Name</u>	<u>Claim Date</u>	<u>Transaction Type</u>	<u>Amount</u>
02/08/2019	207582	Orange County Water District	10/16/2018	Medical, general	85.33
02/08/2019	207583	San Luis & Delta-Mendota Water Authority	05/04/2018	Medical, general	241.20
02/08/2019	207584	Orange County Water District	10/16/2018	Physical therapy	121.41
02/08/2019	207585	Orange County Water District	10/16/2018	Physical therapy	118.75
02/08/2019	207586	Orange County Water District	10/16/2018	Physical therapy	121.41
02/08/2019	207587	Orange County Water District	10/16/2018	Physical therapy	121.41
02/08/2019	207588	Humboldt Bay Municipal Water District	08/04/2018	Physical therapy	209.76
02/08/2019	207589	Ramona Municipal Water District	01/07/2019	Testing/Supplies	8.83
02/08/2019	207590	Kaweah Delta Water Conservation District	10/07/2014	Medical, general	1,802.60
02/08/2019	207591	Mission Springs Water District	08/21/2011	Medical, general	134.40
02/08/2019	207592	Vista Irrigation District	07/08/2018	Medical, general	189.80
02/08/2019	207593	Santa Clarita Valley Water Agency	01/09/2019	Medical, general	222.74
02/08/2019	207594	Ramona Municipal Water District	01/07/2019	Medical, general	219.43
02/08/2019	207595	Goleta Water District	11/27/2018	Property - District Property	90.00
02/11/2019	207596	Helix Water District	08/02/2018	Liability - Property Damage	15,000.00
02/11/2019	207597	Trabuco Canyon Water District	12/31/2018	Appraiser	158.00
02/11/2019	207598	Pebble Beach Community Services Distric	05/13/2017	Defense Attorney	38.00
02/11/2019	207599	Pebble Beach Community Services Distric	05/13/2017	Expense General	15.55
02/11/2019	207600	Cucamonga Valley Water District	03/01/2016	Bill Review Fee	8.50
02/11/2019	207600	Cucamonga Valley Water District	03/01/2016	Bill Review Fee	5.17
02/11/2019	207600	Berrenda Mesa Water District	02/25/2013	Bill Review Fee	8.50
02/11/2019	207600	Berrenda Mesa Water District	02/25/2013	Bill Review Fee	2.76
02/11/2019	207600	South Coast Water District	12/28/2018	Bill Review Fee	8.50
02/11/2019	207600	South Coast Water District	12/28/2018	Bill Review Fee	4.43
02/11/2019	207600	South Coast Water District	12/28/2018	Bill Review Fee	8.50
02/11/2019	207600	South Coast Water District	12/28/2018	Bill Review Fee	4.57
02/11/2019	207600	El Dorado Irrigation District	10/15/2018	Bill Review Fee	8.50
02/11/2019	207600	Humboldt Bay Municipal Water District	05/11/2018	Bill Review Fee	8.50
02/11/2019	207600	Humboldt Bay Municipal Water District	05/11/2018	Bill Review Fee	5.06
02/11/2019	207600	Fallbrook Public Utility District	10/26/2018	Bill Review Fee	8.50
02/11/2019	207600	Paradise Irrigation District	10/28/2012	Bill Review Fee	8.50
02/11/2019	207600	Paradise Irrigation District	10/28/2012	Bill Review Fee	6.07
02/11/2019	207600	Paradise Irrigation District	10/28/2012	Bill Review Fee	8.50
02/11/2019	207600	Paradise Irrigation District	10/28/2012	Bill Review Fee	6.07
02/11/2019	207600	Paradise Irrigation District	10/28/2012	Bill Review Fee	8.50
02/11/2019	207600	Paradise Irrigation District	10/28/2012	Bill Review Fee	6.07
02/11/2019	207600	Water Employee Services Authority	09/28/2017	Bill Review Fee	8.50
02/11/2019	207600	Water Employee Services Authority	09/28/2017	Bill Review Fee	12.32
02/11/2019	207600	Chowchilla Water District	01/18/2019	Bill Review Fee	8.50
02/11/2019	207600	Chowchilla Water District	01/18/2019	Bill Review Fee	1.67
02/11/2019	207600	Monte Vista Water District	11/25/2018	Bill Review Fee	8.50
02/11/2019	207600	Monte Vista Water District	11/25/2018	Bill Review Fee	3.16
02/11/2019	207600	Bard Water District	08/20/2012	Bill Review Fee	8.50
02/11/2019	207600	Bard Water District	08/20/2012	Bill Review Fee	13.26

from 02/01/2019
to 02/15/2019

ACWA Joint Powers Insurance Authority

Sorted By Check

Claims Payment Report

<u>Check Date</u>	<u>Check Number</u>	<u>District Name</u>	<u>Claim Date</u>	<u>Transaction Type</u>	<u>Amount</u>
02/11/2019	207600	Soquel Creek Water District	11/02/2018	Bill Review Fee	8.50
02/11/2019	207600	Berrenda Mesa Water District	07/27/2016	Bill Review Fee	8.50
02/11/2019	207600	Berrenda Mesa Water District	07/27/2016	Bill Review Fee	2.76
02/11/2019	207600	El Dorado Irrigation District	08/23/2018	Bill Review Fee	8.50
02/11/2019	207600	Westborough Water District	12/08/2018	Bill Review Fee	8.50
02/11/2019	207600	Mesa Water District	10/06/2008	Bill Review Fee	8.50
02/11/2019	207600	Mesa Water District	10/06/2008	Bill Review Fee	9.54
02/11/2019	207600	Patterson Irrigation District	08/09/2012	Bill Review Fee	8.50
02/11/2019	207600	Patterson Irrigation District	08/09/2012	Bill Review Fee	150.00
02/11/2019	207600	Patterson Irrigation District	08/09/2012	Bill Review Fee	8.50
02/11/2019	207600	Patterson Irrigation District	08/09/2012	Bill Review Fee	8.50
02/11/2019	207600	Patterson Irrigation District	08/09/2012	Bill Review Fee	150.00
02/11/2019	207600	Vista Irrigation District	08/10/2017	Bill Review Fee	8.50
02/11/2019	207600	Vista Irrigation District	08/10/2017	Bill Review Fee	1.42
02/11/2019	207600	Trabuco Canyon Water District	11/27/2018	Bill Review Fee	8.50
02/11/2019	207600	Trabuco Canyon Water District	11/27/2018	Bill Review Fee	4.47
02/11/2019	207600	Florin Resource Conservation District/Elk	12/13/2018	Bill Review Fee	8.50
02/11/2019	207600	Water Employee Services Authority	12/10/2018	Bill Review Fee	8.50
02/11/2019	207600	Water Employee Services Authority	12/10/2018	Bill Review Fee	4.67
02/11/2019	207600	Water Employee Services Authority	12/10/2018	Bill Review Fee	8.50
02/11/2019	207600	Water Employee Services Authority	12/10/2018	Bill Review Fee	4.67
02/11/2019	207600	Water Employee Services Authority	12/10/2018	Bill Review Fee	8.50
02/11/2019	207600	Water Employee Services Authority	12/10/2018	Bill Review Fee	4.67
02/11/2019	207600	Kings River Conservation District	11/18/2016	Bill Review Fee	8.50
02/11/2019	207600	Kings River Conservation District	11/18/2016	Bill Review Fee	7.80
02/11/2019	207600	San Juan Water District	01/26/2016	Bill Review Fee	8.50
02/11/2019	207600	San Juan Water District	01/26/2016	Bill Review Fee	2.25
02/11/2019	207600	Humboldt Bay Municipal Water District	08/04/2018	Bill Review Fee	8.50
02/11/2019	207600	Humboldt Bay Municipal Water District	08/04/2018	Bill Review Fee	2.71
02/11/2019	207600	Kaweah Delta Water Conservation District	10/07/2014	Bill Review Fee	8.50
02/11/2019	207600	Kaweah Delta Water Conservation District	10/07/2014	Bill Review Fee	174.40
02/11/2019	207600	Kaweah Delta Water Conservation District	10/07/2014	Bill Review Fee	8.50
02/11/2019	207600	Kaweah Delta Water Conservation District	10/07/2014	Bill Review Fee	12.08
02/11/2019	207600	Kaweah Delta Water Conservation District	10/07/2014	Bill Review Fee	8.50
02/11/2019	207600	Kaweah Delta Water Conservation District	10/07/2014	Bill Review Fee	0.78
02/11/2019	207600	Goleta Water District	04/18/2018	Bill Review Fee	8.50
02/11/2019	207600	Goleta Water District	04/18/2018	Bill Review Fee	0.34
02/11/2019	207600	Goleta Water District	04/18/2018	Bill Review Fee	8.50
02/11/2019	207600	Goleta Water District	04/18/2018	Bill Review Fee	0.62
02/11/2019	207600	Goleta Water District	04/18/2018	Bill Review Fee	8.50
02/11/2019	207600	Goleta Water District	04/18/2018	Bill Review Fee	0.37
02/11/2019	207600	Goleta Water District	04/18/2018	Bill Review Fee	8.50
02/11/2019	207600	Goleta Water District	04/18/2018	Bill Review Fee	0.37
02/11/2019	207600	Goleta Water District	04/18/2018	Bill Review Fee	8.50

from 02/01/2019
to 02/15/2019

ACWA Joint Powers Insurance Authority

Sorted By Check

Claims Payment Report

<u>Check Date</u>	<u>Check Number</u>	<u>District Name</u>	<u>Claim Date</u>	<u>Transaction Type</u>	<u>Amount</u>
02/11/2019	207600	Goleta Water District	04/18/2018	Bill Review Fee	0.40
02/11/2019	207600	Rancho California Water District	08/06/2018	Bill Review Fee	8.50
02/11/2019	207600	Rancho California Water District	08/06/2018	Bill Review Fee	7.24
02/11/2019	207600	El Toro Water District	05/31/2018	Bill Review Fee	8.50
02/11/2019	207600	El Toro Water District	05/31/2018	Bill Review Fee	4.57
02/11/2019	207600	Tulare Irrigation District	10/19/2011	Bill Review Fee	8.50
02/11/2019	207600	Tulare Irrigation District	10/19/2011	Bill Review Fee	12.67
02/11/2019	207600	Tulare Irrigation District	03/14/2018	Bill Review Fee	8.50
02/11/2019	207600	Tulare Irrigation District	03/14/2018	Bill Review Fee	1.97
02/11/2019	207600	Mission Springs Water District	06/06/2017	Bill Review Fee	8.50
02/11/2019	207600	Mission Springs Water District	06/06/2017	Bill Review Fee	7.24
02/11/2019	207600	Tahoe City Public Utility District	05/16/2018	Bill Review Fee	8.50
02/11/2019	207600	Tahoe City Public Utility District	05/16/2018	Bill Review Fee	7.06
02/11/2019	207600	Valley Center Municipal Water District	09/12/2018	Bill Review Fee	8.50
02/11/2019	207600	Valley Center Municipal Water District	09/12/2018	Bill Review Fee	5.39
02/11/2019	207601	Westborough Water District	12/08/2018	Hospital (Inpatient)	92.00
02/11/2019	207602	Paradise Irrigation District	10/28/2012	Pharmacy	19.30
02/11/2019	207603	Patterson Irrigation District	08/09/2012	Pharmacy	38.63
02/11/2019	207604	Reclamation District #108	06/01/2004	Pharmacy	438.13
02/11/2019	207605	Merced Irrigation District	03/17/2009	Pharmacy	1,289.87
02/11/2019	207606	San Juan Water District	01/26/2016	Pharmacy	28.15
02/11/2019	207607	Humboldt Bay Municipal Water District	12/18/2018	Pharmacy	12.33
02/11/2019	207608	El Dorado Irrigation District	08/23/2018	Medical, general	31.19
02/11/2019	207609	El Dorado Irrigation District	10/15/2018	Medical, general	112.70
02/11/2019	207610	Florin Resource Conservation District/Elk	12/13/2018	Medical, general	112.70
02/12/2019	207611	Montecito Water District	01/16/2019	Property - District Property	246.80
02/12/2019	207612	Helix Water District	02/04/2019	Appraiser	353.00
02/12/2019	207613	Humboldt Bay Municipal Water District	05/11/2018	TTD	798.86
02/12/2019	207614	Berrenda Mesa Water District	02/25/2013	Medical, general	146.50
02/12/2019	207615	Berrenda Mesa Water District	07/27/2016	Medical, general	146.50
02/12/2019	207616	Bard Water District	08/20/2012	Medical, general	108.77
02/12/2019	207617	Palmdale Water District	08/29/2016	PPD	580.00
02/12/2019	207618	Paradise Irrigation District	10/28/2012	Medical, general	137.52
02/12/2019	207619	Paradise Irrigation District	10/28/2012	Medical, general	137.52
02/12/2019	207620	Paradise Irrigation District	10/28/2012	Medical, general	137.52
02/12/2019	207621	Patterson Irrigation District	08/09/2012	Medical, general	5,400.00
02/12/2019	207622	Patterson Irrigation District	08/09/2012	Medical, general	5,400.00
02/12/2019	207623	Helix Water District	09/30/2015	PPD	573.53
02/12/2019	207624	South Coast Water District	08/10/2015	Bill Review Fee	8.50
02/12/2019	207624	Reclamation District #108	08/30/2018	Bill Review Fee	8.50
02/12/2019	207624	Reclamation District #108	08/30/2018	Bill Review Fee	5.21
02/12/2019	207624	Las Virgenes Municipal Water District	11/27/2018	Bill Review Fee	8.50
02/12/2019	207624	Ramona Municipal Water District	01/07/2019	Bill Review Fee	8.50
02/12/2019	207624	Ramona Municipal Water District	01/07/2019	Bill Review Fee	0.59

from 02/01/2019
to 02/15/2019

ACWA Joint Powers Insurance Authority

Sorted By Check

Claims Payment Report

<u>Check Date</u>	<u>Check Number</u>	<u>District Name</u>	<u>Claim Date</u>	<u>Transaction Type</u>	<u>Amount</u>
02/12/2019	207624	San Juan Water District	01/26/2016	Bill Review Fee	8.50
02/12/2019	207624	Orange County Water District	10/03/2017	Bill Review Fee	8.50
02/12/2019	207624	Orange County Water District	10/03/2017	Bill Review Fee	0.38
02/12/2019	207625	Soquel Creek Water District	11/02/2018	Medical, general	155.71
02/12/2019	207626	Palmdale Water District	11/13/2017	TTD	558.66
02/12/2019	207627	Yolo County Flood Control & Water Conse	11/21/1991	Life pension	84.00
02/12/2019	207628	Fallbrook Public Utility District	09/11/2018	TTD	1,743.42
02/12/2019	207629	Water Employee Services Authority	09/28/2017	Medical, general	164.50
02/12/2019	207630	Valley Center Municipal Water District	09/12/2018	Physical therapy	122.15
02/12/2019	207631	Chowchilla Water District	01/18/2019	Medical, general	127.00
02/12/2019	207632	Patterson Irrigation District	08/09/2012	Medical, general	341.50
02/12/2019	207633	San Juan Water District	10/12/2016	PPD	580.00
02/12/2019	207634	Cucamonga Valley Water District	03/01/2016	Medical, general	186.04
02/12/2019	207635	Monte Vista Water District	11/25/2018	Medical, general	145.31
02/12/2019	207636	South Coast Water District	12/28/2018	Physical therapy	103.56
02/12/2019	207637	Humboldt Bay Municipal Water District	05/11/2018	Testing/Supplies	70.06
02/12/2019	207638	Browns Valley Irrigation District	08/02/2018	TTD	1,571.74
02/12/2019	207639	South Coast Water District	12/28/2018	Medical, general	100.35
02/12/2019	207640	Mesa Water District	10/06/2008	Medical, general	136.31
02/12/2019	207641	Valley Center Municipal Water District	09/12/2018	TTD	2,430.54
02/12/2019	207642	Helix Water District	01/13/2019	Liability - Small Claims	5,000.00
02/12/2019	207643	Oakdale Irrigation District	07/21/2018	Appraiser	765.20
02/13/2019	207644	Las Virgenes Municipal Water District	11/27/2018	Physical therapy	129.99
02/13/2019	207645	El Toro Water District	05/31/2018	Physical therapy	103.56
02/13/2019	207646	Trabuco Canyon Water District	11/27/2018	Physical therapy	101.33
02/13/2019	207647	Patterson Irrigation District	08/09/2012	Expense, general	150.00
02/13/2019	207648	Kings River Conservation District	11/18/2016	Medical, general	91.54
02/13/2019	207649	Ramona Municipal Water District	01/07/2019	Medical, general	145.17
02/13/2019	207650	Sweetwater Authority	12/11/2018	Bill Review Fee	8.50
02/13/2019	207650	Sweetwater Authority	12/11/2018	Bill Review Fee	3.00
02/13/2019	207650	Sierra Lakes County Water District	09/13/2018	Bill Review Fee	8.50
02/13/2019	207650	Browns Valley Irrigation District	08/02/2018	Bill Review Fee	8.50
02/13/2019	207650	Yuba County Water Agency	06/07/2018	Bill Review Fee	8.50
02/13/2019	207651	Reclamation District #108	08/30/2018	Medical, general	74.01
02/13/2019	207652	Kaweah Delta Water Conservation District	10/07/2014	Medical, general	96.31
02/13/2019	207653	Mission Springs Water District	06/06/2017	Medical, general	83.21
02/13/2019	207654	Rancho California Water District	08/06/2018	Medical, general	70.56
02/13/2019	207655	Orange County Water District	10/03/2017	Medical, general	10.75
02/13/2019	207656	South Coast Water District	08/10/2015	Med/Legal evaluation	2,312.50
02/13/2019	207657	San Juan Water District	01/26/2016	Medical, general	310.63
02/13/2019	207658	Sierra Lakes County Water District	09/13/2018	Testing/Supplies	164.36
02/13/2019	207659	San Juan Water District	01/26/2016	Medical, general	170.55
02/13/2019	207660	Goleta Water District	04/18/2018	Physical therapy	78.55
02/13/2019	207661	Goleta Water District	04/18/2018	Physical therapy	66.82

from 02/01/2019
to 02/15/2019

ACWA Joint Powers Insurance Authority

Sorted By Check

Claims Payment Report

<u>Check Date</u>	<u>Check Number</u>	<u>District Name</u>	<u>Claim Date</u>	<u>Transaction Type</u>	<u>Amount</u>
02/13/2019	207662	Goleta Water District	04/18/2018	Physical therapy	121.88
02/13/2019	207663	Goleta Water District	04/18/2018	Physical therapy	73.10
02/13/2019	207664	Goleta Water District	04/18/2018	Physical therapy	73.10
02/13/2019	207665	Sweetwater Authority	12/11/2018	Medical, general	185.81
02/13/2019	207666	Kaweah Delta Water Conservation District	10/07/2014	Medical, general	13,254.34
02/13/2019	207667	Tulare Irrigation District	03/14/2018	Medical, general	149.42
02/13/2019	207668	Kaweah Delta Water Conservation District	10/07/2014	Medical, general	59.24
02/13/2019	207669	Santa Clarita Valley Water Agency	10/13/2015	Medical, general	84.51
02/13/2019	207670	Tulare Irrigation District	10/19/2011	Medical, general	94.21
02/13/2019	207671	Humboldt Bay Municipal Water District	08/04/2018	Medical, general	61.41
02/13/2019	207672	Browns Valley Irrigation District	08/02/2018	Medical, general	291.19
02/13/2019	207673	Yuba County Water Agency	06/07/2018	Testing/Supplies	50.75
02/13/2019	207674	Tahoe City Public Utility District	05/16/2018	Medical, general	87.33
02/13/2019	207675	Water Employee Services Authority	12/10/2018	Medical, general	108.22
02/13/2019	207676	Water Employee Services Authority	12/10/2018	Medical, general	108.22
02/13/2019	207677	Water Employee Services Authority	12/10/2018	Medical, general	110.70
02/13/2019	207678	Vista Irrigation District	08/10/2017	Medical, general	107.85
02/13/2019	207679	Terra Bella Irrigation District	08/06/2018	Property - District Property	92,373.50
02/13/2019	207680	Ramona Municipal Water District	04/10/2013	Case management service	775.00
02/13/2019	207681	Western Municipal Water District	06/07/2017	Legal (Defense)	4,918.19
02/13/2019	207682	Yuba County Water Agency	05/08/2017	Case management service	168.00
02/13/2019	207683	Berrenda Mesa Water District	02/25/2013	Legal (Defense)	282.36
02/13/2019	207684	Water Employee Services Authority	09/28/2017	Legal (Defense)	1,872.00
02/13/2019	207685	Joshua Basin Water District	11/09/2018	Photocopy	243.50
02/13/2019	207686	Joshua Basin Water District	11/09/2018	Photocopy	243.50
02/13/2019	207687	Joshua Basin Water District	11/09/2018	Photocopy	125.00
02/13/2019	207688	Joshua Basin Water District	11/09/2018	Photocopy	243.50
02/13/2019	207689	Calaveras County Water District	07/12/2018	Photocopy	159.69
02/13/2019	207690	Las Virgenes Municipal Water District	11/27/2018	Photocopy	112.17
02/13/2019	207691	Orange County Water District	09/27/2018	Photocopy	117.04
02/13/2019	207692	Orange County Water District	09/27/2018	Photocopy	162.59
02/13/2019	207693	Vallecitos Water District	11/20/2012	Photocopy	180.00
02/13/2019	207694	Orange County Water District	10/16/2018	Mileage	112.69
02/13/2019	207695	San Luis & Delta-Mendota Water Authority	10/04/2017	Med/Legal evaluation	250.00
02/13/2019	207696	Carpinteria Valley Water District	01/29/2018	Pharmacy	64.36
02/14/2019	207697	Georgetown Divide Public Utility District	07/31/2018	Property - District Property	1,512.47
02/14/2019	207698	Yolo County Flood Control & Water Conse	06/24/2018	Property - District Property	9,850.75
02/14/2019	207699	Panoche Drainage District	12/17/2018	Property - District Property	3,005.35
02/14/2019	207700	Fresno Metropolitan Flood Control District	02/08/2019	Appraiser	143.00
02/14/2019	207701	Kings River Conservation District	03/02/2018	TTD	1,434.44
02/14/2019	207702	Glenn-Colusa Irrigation District	02/07/2019	TTD	82.95
02/14/2019	207703	Santa Clarita Valley Water Agency	10/19/2017	Bill Review Fee	8.50
02/14/2019	207703	Stockton-East Water District	08/30/2011	Bill Review Fee	8.50
02/14/2019	207703	Vallecitos Water District	01/08/2019	Bill Review Fee	8.50

from 02/01/2019
to 02/15/2019

ACWA Joint Powers Insurance Authority

Sorted By Check

Claims Payment Report

<u>Check Date</u>	<u>Check Number</u>	<u>District Name</u>	<u>Claim Date</u>	<u>Transaction Type</u>	<u>Amount</u>
02/14/2019	207703	Vallecitos Water District	01/08/2019	Bill Review Fee	3.29
02/14/2019	207703	Orange County Water District	08/23/2017	Bill Review Fee	8.50
02/14/2019	207703	Orange County Water District	08/23/2017	Bill Review Fee	2.28
02/14/2019	207703	Humboldt Bay Municipal Water District	04/14/2017	Bill Review Fee	8.50
02/14/2019	207703	Humboldt Bay Municipal Water District	04/14/2017	Bill Review Fee	7.08
02/14/2019	207703	Kings River Conservation District	03/02/2018	Bill Review Fee	8.50
02/14/2019	207703	Kings River Conservation District	03/02/2018	Bill Review Fee	1.81
02/14/2019	207703	Vista Irrigation District	12/11/2018	Bill Review Fee	8.50
02/14/2019	207703	Vista Irrigation District	12/11/2018	Bill Review Fee	2.00
02/14/2019	207703	Paradise Irrigation District	09/15/2013	Bill Review Fee	8.50
02/14/2019	207703	Paradise Irrigation District	09/15/2013	Bill Review Fee	9.38
02/14/2019	207703	Vallecitos Water District	11/20/2012	Bill Review Fee	8.50
02/14/2019	207703	Vallecitos Water District	11/20/2012	Bill Review Fee	5.59
02/14/2019	207703	Vallecitos Water District	11/20/2012	Bill Review Fee	8.50
02/14/2019	207703	Vallecitos Water District	11/20/2012	Bill Review Fee	3.71
02/14/2019	207703	Helix Water District	07/02/2018	Bill Review Fee	8.50
02/14/2019	207703	Helix Water District	07/02/2018	Bill Review Fee	19.25
02/14/2019	207703	Merced Irrigation District	11/09/2018	Bill Review Fee	8.50
02/14/2019	207703	Merced Irrigation District	11/09/2018	Bill Review Fee	3.98
02/14/2019	207703	Berrenda Mesa Water District	07/27/2016	Bill Review Fee	8.50
02/14/2019	207703	Berrenda Mesa Water District	07/27/2016	Bill Review Fee	5.17
02/14/2019	207703	Vallecitos Water District	10/22/2018	Bill Review Fee	8.50
02/14/2019	207703	Vallecitos Water District	10/22/2018	Bill Review Fee	1.72
02/14/2019	207703	Vallecitos Water District	10/22/2018	Bill Review Fee	8.50
02/14/2019	207703	Vallecitos Water District	10/22/2018	Bill Review Fee	1.72
02/14/2019	207703	Vallecitos Water District	10/22/2018	Bill Review Fee	8.50
02/14/2019	207703	Vallecitos Water District	10/22/2018	Bill Review Fee	1.72
02/14/2019	207703	Western Municipal Water District	03/02/2015	Bill Review Fee	8.50
02/14/2019	207703	Western Municipal Water District	03/02/2015	Bill Review Fee	5.40
02/14/2019	207703	Western Municipal Water District	03/02/2015	Bill Review Fee	8.50
02/14/2019	207703	Western Municipal Water District	03/02/2015	Bill Review Fee	10.79
02/14/2019	207703	Western Municipal Water District	03/02/2015	Bill Review Fee	8.50
02/14/2019	207703	Western Municipal Water District	03/02/2015	Bill Review Fee	12.32
02/14/2019	207703	Clearlake Oaks County Water District	01/12/2015	Bill Review Fee	8.50
02/14/2019	207703	Sweetwater Authority	09/01/2017	Bill Review Fee	8.50
02/14/2019	207703	Sweetwater Authority	09/01/2017	Bill Review Fee	6.57
02/14/2019	207703	Rancho California Water District	01/07/2019	Bill Review Fee	8.50
02/14/2019	207703	Rancho California Water District	01/07/2019	Bill Review Fee	7.24
02/14/2019	207703	Westborough Water District	12/12/2017	Bill Review Fee	8.50
02/14/2019	207703	Westborough Water District	12/12/2017	Bill Review Fee	2.06
02/14/2019	207703	Mesa Water District	07/16/2018	Bill Review Fee	8.50
02/14/2019	207703	Mesa Water District	07/16/2018	Bill Review Fee	1.84
02/14/2019	207703	Pebble Beach Community Services Distric	08/09/2018	Bill Review Fee	8.50
02/14/2019	207703	Pebble Beach Community Services Distric	08/09/2018	Bill Review Fee	11.19

from 02/01/2019
to 02/15/2019

ACWA Joint Powers Insurance Authority

Sorted By Check

Claims Payment Report

<u>Check Date</u>	<u>Check Number</u>	<u>District Name</u>	<u>Claim Date</u>	<u>Transaction Type</u>	<u>Amount</u>
02/14/2019	207703	Central Coast Water Authority	04/05/2018	Bill Review Fee	8.50
02/14/2019	207703	Central Coast Water Authority	04/05/2018	Bill Review Fee	1.19
02/14/2019	207703	Calaveras County Water District	07/12/2018	Bill Review Fee	8.50
02/14/2019	207703	Calaveras County Water District	07/12/2018	Bill Review Fee	1.81
02/14/2019	207703	Florin Resource Conservation District/Elk	12/13/2018	Bill Review Fee	8.50
02/14/2019	207703	Ramona Municipal Water District	01/07/2019	Bill Review Fee	8.50
02/14/2019	207703	Ramona Municipal Water District	01/07/2019	Bill Review Fee	88.97
02/14/2019	207703	Helix Water District	04/12/1989	Bill Review Fee	8.50
02/14/2019	207703	Helix Water District	04/12/1989	Bill Review Fee	3.18
02/14/2019	207703	Water Employee Services Authority	12/10/2018	Bill Review Fee	8.50
02/14/2019	207703	Water Employee Services Authority	12/10/2018	Bill Review Fee	7.63
02/14/2019	207703	Water Employee Services Authority	12/10/2018	Bill Review Fee	8.50
02/14/2019	207703	Water Employee Services Authority	12/10/2018	Bill Review Fee	9.33
02/14/2019	207703	Water Employee Services Authority	12/10/2018	Bill Review Fee	8.50
02/14/2019	207703	Water Employee Services Authority	12/10/2018	Bill Review Fee	5.14
02/14/2019	207703	Water Employee Services Authority	12/10/2018	Bill Review Fee	8.50
02/14/2019	207703	Water Employee Services Authority	12/10/2018	Bill Review Fee	5.14
02/14/2019	207703	Water Employee Services Authority	12/10/2018	Bill Review Fee	8.50
02/14/2019	207703	Water Employee Services Authority	12/10/2018	Bill Review Fee	5.35
02/14/2019	207703	Water Employee Services Authority	12/10/2018	Bill Review Fee	8.50
02/14/2019	207703	Water Employee Services Authority	12/10/2018	Bill Review Fee	5.35
02/14/2019	207703	Orange County Water District	10/16/2018	Bill Review Fee	8.50
02/14/2019	207703	Orange County Water District	10/16/2018	Bill Review Fee	5.36
02/14/2019	207703	Orange County Water District	10/16/2018	Bill Review Fee	8.50
02/14/2019	207703	Orange County Water District	10/16/2018	Bill Review Fee	5.36
02/14/2019	207703	Orange County Water District	10/03/2017	Bill Review Fee	8.50
02/14/2019	207703	Orange County Water District	10/03/2017	Bill Review Fee	89.10
02/14/2019	207703	Kaweah Delta Water Conservation District	10/07/2014	Bill Review Fee	8.50
02/14/2019	207703	Kaweah Delta Water Conservation District	10/07/2014	Bill Review Fee	0.86
02/14/2019	207703	Kaweah Delta Water Conservation District	10/07/2014	Bill Review Fee	8.50
02/14/2019	207703	Kaweah Delta Water Conservation District	10/07/2014	Bill Review Fee	0.73
02/14/2019	207703	Vallecitos Water District	01/14/2016	Bill Review Fee	8.50
02/14/2019	207703	Vallecitos Water District	01/14/2016	Bill Review Fee	3.25
02/14/2019	207703	Vista Irrigation District	01/09/2019	Bill Review Fee	8.50
02/14/2019	207703	Vista Irrigation District	01/09/2019	Bill Review Fee	1.83
02/14/2019	207703	Vista Irrigation District	01/09/2019	Bill Review Fee	8.50
02/14/2019	207703	Vista Irrigation District	01/09/2019	Bill Review Fee	2.00
02/14/2019	207703	Vista Irrigation District	01/09/2019	Bill Review Fee	8.50
02/14/2019	207703	Vista Irrigation District	01/09/2019	Bill Review Fee	2.00
02/14/2019	207703	Vista Irrigation District	01/09/2019	Bill Review Fee	8.50
02/14/2019	207703	Vista Irrigation District	01/09/2019	Bill Review Fee	2.40
02/14/2019	207703	Humboldt Bay Municipal Water District	12/18/2018	Bill Review Fee	8.50
02/14/2019	207703	Humboldt Bay Municipal Water District	12/18/2018	Bill Review Fee	10.80
02/14/2019	207703	El Toro Water District	05/31/2018	Bill Review Fee	8.50

from 02/01/2019
to 02/15/2019

ACWA Joint Powers Insurance Authority

Sorted By Check

Claims Payment Report

<u>Check Date</u>	<u>Check Number</u>	<u>District Name</u>	<u>Claim Date</u>	<u>Transaction Type</u>	<u>Amount</u>
02/14/2019	207703	El Toro Water District	05/31/2018	Bill Review Fee	5.16
02/14/2019	207703	Central Coast Water Authority	10/09/2017	Bill Review Fee	8.50
02/14/2019	207703	Central Coast Water Authority	10/09/2017	Bill Review Fee	12.17
02/14/2019	207703	Mission Springs Water District	04/16/2015	Bill Review Fee	8.50
02/14/2019	207703	Mission Springs Water District	04/16/2015	Bill Review Fee	3.96
02/14/2019	207703	Sweetwater Authority	09/28/2017	Bill Review Fee	8.50
02/14/2019	207703	Sweetwater Authority	09/28/2017	Bill Review Fee	5.95
02/14/2019	207703	Fallbrook Public Utility District	10/05/2000	Bill Review Fee	8.50
02/14/2019	207703	Palmdale Water District	03/14/2018	Bill Review Fee	8.50
02/14/2019	207703	Palmdale Water District	03/14/2018	Bill Review Fee	14.46
02/14/2019	207703	Valley Center Municipal Water District	09/12/2018	Bill Review Fee	8.50
02/14/2019	207703	Valley Center Municipal Water District	09/12/2018	Bill Review Fee	6.34
02/14/2019	207703	Valley Center Municipal Water District	09/12/2018	Bill Review Fee	8.50
02/14/2019	207703	Valley Center Municipal Water District	09/12/2018	Bill Review Fee	4.72
02/14/2019	207704	Vallecitos Water District	01/14/2016	Medical, general	246.71
02/14/2019	207705	Western Municipal Water District	03/02/2015	Medical, general	173.98
02/14/2019	207706	Sweetwater Authority	09/01/2017	TTD	1,834.66
02/14/2019	207707	Florin Resource Conservation District/Elk	01/03/2018	Wage loss	911.97
02/14/2019	207708	Ramona Municipal Water District	01/07/2019	TTD	2,126.94
02/14/2019	207709	Orange County Water District	10/03/2017	TTD	2,345.14
02/14/2019	207710	Sweetwater Authority	09/28/2017	Medical, general	214.03
02/14/2019	207711	Santa Clarita Valley Water Agency	10/19/2017	Medical, general	164.89
02/14/2019	207712	Florin Resource Conservation District/Elk	12/13/2018	Medical, general	61.19
02/14/2019	207713	Mission Springs Water District	04/16/2015	Medical, general	142.40
02/14/2019	207714	Vista Irrigation District	01/09/2019	Medical, general	139.18
02/14/2019	207715	Vista Irrigation District	01/09/2019	Medical, general	152.32
02/14/2019	207716	Vallecitos Water District	01/08/2019	Medical, general	249.91
02/14/2019	207717	Vista Irrigation District	12/11/2018	Medical, general	152.32
02/14/2019	207718	Vista Irrigation District	01/09/2019	Medical, general	152.32
02/14/2019	207719	Vista Irrigation District	01/09/2019	Medical, general	182.26
02/14/2019	207720	Clearlake Oaks County Water District	02/13/2019	Liability - Property Damage	1,050.00
02/14/2019	207721	Montecito Water District	02/03/2019	Property - District Property	246.80
02/14/2019	207722	Palmdale Water District	03/14/2018	Medical, general	103.95
02/15/2019	207723	Water Employee Services Authority	12/10/2018	Physical therapy	116.47
02/15/2019	207724	Water Employee Services Authority	12/10/2018	Physical therapy	116.47
02/15/2019	207725	Water Employee Services Authority	12/10/2018	Physical therapy	121.34
02/15/2019	207726	Water Employee Services Authority	12/10/2018	Physical therapy	121.34
02/15/2019	207727	Water Employee Services Authority	12/10/2018	Physical therapy	172.94
02/15/2019	207728	Water Employee Services Authority	12/10/2018	Physical therapy	211.42
02/15/2019	207729	El Toro Water District	05/31/2018	Physical therapy	116.96
02/15/2019	207730	Paradise Irrigation District	09/15/2013	Physical therapy	212.48
02/15/2019	207731	Sweetwater Authority	09/01/2017	Physical therapy	148.78
02/15/2019	207732	Pebble Beach Community Services Distric	08/09/2018	Medical, general	114.74
02/15/2019	207733	Rancho California Water District	01/07/2019	Medical, general	70.56

from 02/01/2019
to 02/15/2019

ACWA Joint Powers Insurance Authority

Sorted By Check

Claims Payment Report

<u>Check Date</u>	<u>Check Number</u>	<u>District Name</u>	<u>Claim Date</u>	<u>Transaction Type</u>	<u>Amount</u>
02/15/2019	207734	Central Coast Water Authority	10/09/2017	Medical, general	96.31
02/15/2019	207735	Kings River Conservation District	03/02/2018	Medical, general	137.40
02/15/2019	207736	Humboldt Bay Municipal Water District	04/14/2017	Medical, general	82.88
02/15/2019	207737	Humboldt Bay Municipal Water District	12/18/2018	Medical, general	140.75
02/15/2019	207738	Western Municipal Water District	03/02/2015	Physical therapy	122.31
02/15/2019	207739	Western Municipal Water District	03/02/2015	Physical therapy	244.62
02/15/2019	207740	Merced Irrigation District	11/09/2018	Medical, general	90.10
02/15/2019	207741	Vallecitos Water District	11/20/2012	Medical, general	201.37
02/15/2019	207742	Vallecitos Water District	11/20/2012	Medical, general	133.63
02/15/2019	207743	Kaweah Delta Water Conservation District	10/07/2014	Testing/Supplies	55.46
02/15/2019	207744	Orange County Water District	10/03/2017	Hospital (Inpatient)	1,200.00
02/15/2019	207745	Berrenda Mesa Water District	07/27/2016	Physical therapy	117.23
02/15/2019	207746	Helix Water District	07/02/2018	Medical, general	98.00
02/15/2019	207747	Mesa Water District	07/16/2018	Medical, general	139.56
02/15/2019	207748	Vallecitos Water District	10/22/2018	Physical therapy	130.80
02/15/2019	207749	Vallecitos Water District	10/22/2018	Physical therapy	130.80
02/15/2019	207750	Vallecitos Water District	10/22/2018	Physical therapy	130.80
02/15/2019	207751	Orange County Water District	08/23/2017	Medical, general	173.11
02/15/2019	207752	Westborough Water District	12/12/2017	Medical, general	156.33
02/15/2019	207753	Kaweah Delta Water Conservation District	10/07/2014	Testing/Supplies	11.96
				Total	367,764.89

From 02/01/2019
to 02/15/2019

ACWA Joint Powers Insurance Authority

Sorted By Check Number

Vendor Payment Report

<u>Check Number</u>	<u>Check Date</u>	<u>Name</u>	<u>Invoice Description</u>	<u>Amount</u>	<u>Batch ID</u>
55606	02/07/2019	JAMES DAVIS	REPLACE LOST CHECK #55207 SAFETY AWARD SPRING 2018 CHECK VOIDED-NO REISSUE	(75.00)	7781
55678	02/07/2019	KEVIN PHILLIPS	FINCO MEETING TRAVEL 9/17-18/18 VOID CHECK WILL REISSUE DUE TO NEVER RECEIVED	(92.65)	7782
55928	02/06/2019	LURLEEN M. STITES	LASIK REIMBURSEMENT FOR 2019	500.00	7768
55929	02/06/2019	THOMAS A. CUQUET	EXCO MEETING TRAVEL 1/29/19	874.52	7768
55930	02/06/2019	WILBERT D. KNUTSON	EXCO PER DIEM 12/13/18 AND 1/29/19	609.56	7768
55931	02/06/2019	ACWA	SPRING AND FALL CONFERENCE SPONSORSHIP	20,000.00	7768
55932	02/06/2019	BURKETTS OFFICE SUPPLIES, INC.	OFFICE SUPPLIES	2,294.64	7768
55933	02/06/2019	EMPLOYEE RELATIONS, INC.	EMPLOYMENT REPORTS	109.15	7768
55934	02/06/2019	FIRST ALARM SECURITY AND PATROL	PATROL SERVICES FOR FEBUARY 2019	275.00	7768
55935	02/06/2019	FOOTHILL SYSTEMS INC	Updated firewall on Vaddio bridge. Also some audio changes to ceiling mics.	175.00	7768
55936	02/06/2019	INTERNATIONAL MAILING EQUIPMENT INC	POSTAGE MACHNE INK	246.85	7768
55937	02/06/2019	LEVEL 3 COMMUNICATIONS, LLC	JANUARY 2019 ACCT# 0205195816	56.72	7768
55938	02/06/2019	REDLINE COURIER SERVICE INC	COURIER SERVICE FOR JANUARY 2019	1,025.00	7768
55939	02/06/2019	STANDARD INSURANCE COMPANY 1	LONG TERM DISABILITY FEBRUARY 2019	3,285.12	7768
55940	02/06/2019	TOTALFUNDS BY HASLER	POSTAGE ACCT# 7900 0110 0257 9335	2,000.00	7768
55941	02/06/2019	UNITED STATES TREASURY	IRS PAYROLL DEDUCTION AGREEMENT FOR PAYROLL 2/1/19	265.00	7768
55942	02/06/2019	UNITED PARCEL SERVICE	DELIVERY SERVICE 1/22-26/19	602.98	7768
55943	02/06/2019	VALLEY FIRE AND SECURITY ALARMS, INC	SECURITY SYSTEM AND FIRE SPRINKLER MONITORING FEBRUARY 2019	70.00	7768

From 02/01/2019
to 02/15/2019

ACWA Joint Powers Insurance Authority
Vendor Payment Report

Sorted By Check Number

<u>Check Number</u>	<u>Check Date</u>	<u>Name</u>	<u>Invoice Description</u>	<u>Amount</u>	<u>Batch ID</u>
55944	02/06/2019	WESA	SMALL CLAIM ADMIN FEES CLAIMS #19-0438 AND 19-0440	200.00	7768
55945	02/06/2019	WORKCOMPEDI, INC.	CLEARINGHOUSE MONTHLY MINIMUM JANUARY 2019	300.00	7768
55946	02/06/2019	XEROX CORPORATION	V180EXP1 EX 180P EFI BASE CHARGE JANUARY 2019	4,227.83	7768
55947	02/13/2019	THOR A BENZING	STAFF TRAVEL 1/31/19	81.90	7792
55948	02/13/2019	KATHLEEN JOANNE TIEGS	EXCO PER DIEM 1/16-17/19	595.12	7792
55949	02/13/2019	KEVIN PHILLIPS	REISSUE CK#55678 - LOST IN MAIL	92.65	7792
55950	02/13/2019	ASHBY COMMUNICATIONS, INC.	REPLACED FAILED FLASH MODULE 2/1/19	937.75	7792
55951	02/13/2019	JOHN BOSCARIELLO	REISSUE STALE DATED CHECK #646914	34.80	7792
55952	02/13/2019	CAGWIN AND DORWARD	LANDSCAPE MAINTENANCE SERVICES FOR FEBRUARY 2019	232.00	7792
55953	02/13/2019	DENISE J. DURAN-HANRATTY	BUSINESS CARDS - RIDER AND 1 BOX CLAIM CHECKS	141.86	7792
55954	02/13/2019	FIRST ALARM SECURITY AND PATROL	ALARM RESPONSES-JANUARY 2019	30.00	7792
55955	02/13/2019	CAROL A. GERKING	REISSUE STALE DATED CHECK #603428 11/21/16	46.39	7792
55956	02/13/2019	GILBERT ASSOCIATES, INC.	PROGRESS BILLING ON 9/30/18 ANNUAL AUDIT OF ACWA/JPIA CLIENT #12864.AUD	10,000.00	7792
55957	02/13/2019	I E S	HVAC REPAIRS - REPLACE RUN CAPS AND CONTACTORS	824.55	7792
55958	02/13/2019	LEADERSHIP DEVELOPMENT NETWORK, LLC.	DELIVER SESSION 2 OF THE LEADERSHIP ESSENTIALS FOR THE WATER INDUSTRY-SOCAL LOCATION	5,791.00	7792
55959	02/13/2019	MEYERS FOZI AND DWORK LLP	ACWA-JPIA HOTLINE GENERAL (PROFESSIONAL SERVICES) JAN 2019	532.00	7792
55960	02/13/2019	OCCU-MED, LTD.	OUT OF AREA EXAMS -BENZING	105.00	7792

From 02/01/2019
to 02/15/2019

ACWA Joint Powers Insurance Authority
Vendor Payment Report

Sorted By Check Number

<u>Check Number</u>	<u>Check Date</u>	<u>Name</u>	<u>Invoice Description</u>	<u>Amount</u>	<u>Batch ID</u>
55961	02/13/2019	POSTMASTER	POSTAGE FOR MARCH/APRIL 2019 PERSPECTIVE ACCT# 659830	850.00	7792
55962	02/13/2019	SACRAMENTO BUSINESS JOURNAL	ACCT# 1083242 1 YEAR SUBSCRIPTION RENEWAL	120.00	7792
55963	02/13/2019	WESTERN MUNICIPAL WATER DISTRICT	SMALL CLAIM ADMIN FEE CLAIM #19-0203	100.00	7792
ACH: 0005530	02/01/2019	LINCOLN FINANCIAL GROUP	LINCOLN 457 CONTRIBUTIONS FOR STAFF PAYROLL 2/1/19	2,017.31	7761
ACH: 0005531	02/01/2019	PUBLIC EMPLOYEES RETIREMENT SYSTEM	STAFF 457 CONTRIBUTIONS FOR 2/1/19 PAYROLL	11,232.28	7762
ACH: 0005532	02/01/2019	PUBLIC EMPLOYEES RETIREMENT SYSTEM	EMPLOYER CONTRIBUTIONS CLASSIC FOR 2/1/19 PAYROLL	29,466.55	7763
ACH: 0005533	02/05/2019	PG and E	GAS CHARGES FOR 12/18/18 TO 1/16/19	1,305.90	7771
ACH: 0005534	02/05/2019	CAROL BARAKE	JPIA TRAINING CONFERENCE TRAVEL 3/12-14/19	66.24	7772
ACH: 0005535	02/05/2019	DAVID A DRAKE	EXCO TRAVEL 1/17/19 AND 1/28-29/19	941.92	7772
ACH: 0005536	02/05/2019	ROBIN FLINT	MEMBER TRAINING TRAVEL 1/24/19	221.38	7772
ACH: 0005537	02/05/2019	ROBERT GREENFIELD	IPAD WORD MONTHLY SUBSCRIPTION	6.99	7772
ACH: 0005538	02/05/2019	ERIK KOWALEWSKI	DSL REMOTE ACCESS 9/26/18 TO 1/25/19	260.00	7772
ACH: 0005539	02/05/2019	ETHAN LARSON	STAFF TRAVEL 1/25-29/19	6.09	7772
ACH: 0005540	02/05/2019	MELODY A. HENRIQUES-McDONALD	EXCO MEETING LODGING 1/28/19	1,388.87	7772
ACH: 0005541	02/05/2019	CECELIA C. REYNOLDS	OFFICE SUPPLIES	124.53	7772
ACH: 0005542	02/05/2019	SYLVIA ROBINSON	STAFF SOCIAL SUPPLIES	90.92	7772
ACH: 0005543	02/05/2019	WALTER A SELLS	REIMBURSEMENT FOR FMED DEDUCTIONS 11/23/18 PAYROLL	61.98	7772
ACH: 0005544	02/05/2019	CHARLES P. WAGENSELLER	PROPERTY MEALS/MISC 1/28-30/19	59.30	7772
ACH: 0005545	02/05/2019	BOBBETTE WELLS	LASIK REIMBURSEMENT FOR 2019	500.00	7772
ACH: 0005546	02/06/2019	INTERNAL REVENUE SERVICE	FED PAYROLL TAXES -D. KYBURZ ADDL DUE SALARY ADJ	6.82	7778
ACH: 0005547	02/06/2019	CITY OF ROSEVILLE	UTILITY BILLING 12/7/18 TO 1/7/19	2,395.29	7779

From 02/01/2019
to 02/15/2019

ACWA Joint Powers Insurance Authority
Vendor Payment Report

Sorted By Check Number

<u>Check Number</u>	<u>Check Date</u>	<u>Name</u>	<u>Invoice Description</u>	<u>Amount</u>	<u>Batch ID</u>
ACH: 0005548	02/06/2019	CONSOLIDATED COMMUNICATIONS	LONG DISTANCE SERVICE 12/10/18 TO 1/9/19	2,028.86	7780
ACH: 0005549	02/04/2019	BLUEPAY	CREDIT CARD PROCESSING FEES FOR JANUARY 2019	72.64	7783
ACH: 0005550	02/12/2019	JESUS COTA	STAFF TRAVEL 2/5-7/19	189.08	7796
ACH: 0005551	02/12/2019	EDWARD G. GLADBACH	EXCO MEALS/MISC 1/28-29/19	1,505.94	7796
ACH: 0005552	02/12/2019	PETER KUCHINSKY II	RAS MEALS/MISC 1/31/19	16.27	7796
ACH: 0005553	02/12/2019	JENNIFER LYNN NOGOSEK	CELL PHONE REIMBURSEMENT 1/4/19 TO 2/3/19	50.00	7796
ACH: 0005554	02/12/2019	LEE S. PATTON	STAFF TRAVEL 2/5-7/19	222.04	7796
ACH: 0005555	02/12/2019	PATRICIA SLAVEN-IRVIN	LEADERSHIP TRAINING MEALS/MISC 2/7-8/19	69.25	7796
ACH: 0005556	02/12/2019	DIANNA SUTTON	CALPERS TRAVEL 2/5/19	33.37	7796
ACH: 0005557	02/12/2019	KAREN THESING	STAFF TRAVEL 2/4/19	166.66	7796
ACH: 0005558	02/12/2019	CECILIA M. WUCHTER	CELL PHONE REIMBURSEMENT JANUARY 2019	50.00	7796
ACH: 0005559	02/13/2019	ATT MOBILITY	WIRELESS CHARGES 12/20/18 TO 1/19/19	604.86	7799
ACH: 0005560	02/13/2019	WALTER A SELLS	CEO AUTO ALLOWANCE FEBRUARY 2019	1,200.00	7801
ACH: 0005561	02/13/2019	KAISER PERMANENTE - NORTH	PREMIUM PAYMENT FEBRUARY 2019	598,416.36	7802
ACH: 0005562	02/13/2019	KAISER PERMANENTE - SOUTH	PREMIUM PAYMENT FOR FEBRUARY 2019	1,431,891.33	7803
ACH: 0005563	02/13/2019	ANTHEM BLUE CROSS OF CALIFORNIA	PREMIUM PAYMENT FOR FEBRUARY 2019	2,385,407.96	7804
ACH: 0005564	02/13/2019	ANTHEM BLUE CROSS OF CALIFORNIA	PREMIUM PAYMENT FOR FEBRUARY 2019	274,846.97	7805
ACH: 0005565	02/13/2019	VISION SERVICE PLAN	PREMIUM PAYMENT FOR FEBRUARY 2019	15,077.70	7806
ACH: 0005566	02/13/2019	STANDARD LIFE INSURANCE COMPANY	PREMIUM PAYMENT FOR FEBRUARY 2019	63,635.91	7807
ACH: 0005567	02/13/2019	DeltaCare USA	PREMIUM PAYMENT FOR FEBRUARY 2019	8,065.77	7808
ACH: 0005568	02/13/2019	STEALTH BENEFIT SOLUTIONS	PREMIUM PAYMENT FOR FEBRUARY 2019	238,487.07	7809
ACH: 0005569	02/13/2019	CARRUM HEALTH, INC.	EB CLAIMS AUGUST-DECEMBER 2018	54,006.61	7810
ACH: 0005570	02/13/2019	MHN MANAGED HEALTH NETWORK	PREMIUM PAYMENT FEBRUARY 2019	7,117.61	7811
ACH: 0005571	02/13/2019	ACCESS	EB STORAGE FOR JANUARY 2019	136.81	7812

From 02/01/2019
to 02/15/2019

ACWA Joint Powers Insurance Authority
Vendor Payment Report

Sorted By Check Number

<u>Check Number</u>	<u>Check Date</u>	<u>Name</u>	<u>Invoice Description</u>	<u>Amount</u>	<u>Batch ID</u>
ACH: 0005572	02/14/2019	HEALTH EQUITY	STAFF HSA CONTRIBUTIONS FOR 2/15/19 PAYROLL	4,263.46	7815
ACH: 0005573	02/14/2019	AMERICAN FUNDS GROUP	STAFF ROTH IRA CONTRIBUTIONS FOR PAYROLL 2/15/19	386.50	7816
ACH: 0005574	02/13/2019	INTERNAL REVENUE SERVICE	FEDERAL PAYROLL TAXES FOR STAFF PAYROLL 2/15/19	25,211.81	7817
ACH: 0005575	02/13/2019	EMPLOYMENT DEVELOPMENT DEPARTMENT	STATE PAYROLL TAXES FOR 2/15/19 PAYROLL	7,737.99	7818
ACH: 0005576	02/13/2019	Payroll Clearing Account	STAFF PAYROLL 2/15/19	131,721.57	7819
ACH: 0005577	02/14/2019	SCHOLARSHARE COLLEGE SAVINGS PLAN	PAYMENT - C. CAMACHO 2/15/19	20.00	7821
ACH: 0005578	02/14/2019	SCHOLARSHARE COLLEGE SAVINGS PLAN	PAYMENT - R. GREENFIELD 2/15/19 PAYROLL	100.00	7822
EBC: 0002777	02/01/2019	ANTHEM BLUE CROSS OF CALIFORNIA	EB CLAIM PAYMENTS CK#679630-CK#679734	18,273.38	7764
EBC: 0002778	02/01/2019	ANTHEM BLUE CROSS OF CALIFORNIA	EB ELECTRONIC CLAIM PAYMENTS EG35774294-EG35774480	277,235.53	7765
EBC: 0002779	02/02/2019	ANTHEM BLUE CROSS OF CALIFORNIA	EB CLAIM PAYMENTS CK#679735-CK#679858	14,815.68	7766
EBC: 0002780	02/02/2019	ANTHEM BLUE CROSS OF CALIFORNIA	EB ELECTRONIC CLAIM PAYMENTS EG35786561-EG35786735	47,175.57	7767
EBC: 0002781	02/04/2019	ANTHEM BLUE CROSS OF CALIFORNIA	EB CLAIM PAYMENTS CK#679859-CK#679894	6,985.54	7769
EBC: 0002782	02/04/2019	ANTHEM BLUE CROSS OF CALIFORNIA	EB ELECTRONIC CLAIM PAYMENTS EG35797648-EG35797694	27,357.26	7770
EBC: 0002783	02/05/2019	ANTHEM BLUE CROSS OF CALIFORNIA	EB CLAIM PAYMENTS CK#679895-CK#679975	83,693.95	7773
EBC: 0002784	02/05/2019	ANTHEM BLUE CROSS OF CALIFORNIA	EB ELECTRONIC CLAIM PAYMENTS EG35807806-EG35807994	101,304.37	7774
EBC: 0002785	02/05/2019	MEDIMPACT HEALTHCARE SYSTEMS INC	EB PHARMACY CLAIMS 1/16/19 TO 1/31/19	599,934.16	7775
EBC: 0002786	02/06/2019	DELTA DENTAL INSURANCE COMPANY	DELTA DENTAL EB CLAIM PAYMENTS JANUARY 25-31, 2019	218,085.25	7776
EBC: 0002787	02/06/2019	ANTHEM BLUE CROSS OF CALIFORNIA	OUT OF AREA MEDICAL CLAIMS JAN 28-31, 2019	10,339.73	7777
EBC: 0002788	02/06/2019	ANTHEM BLUE CROSS OF CALIFORNIA	EB CLAIM PAYMENTS CK#679976-CK#680074	17,539.94	7784

From 02/01/2019
to 02/15/2019

ACWA Joint Powers Insurance Authority
Vendor Payment Report

Sorted By Check Number

<u>Check Number</u>	<u>Check Date</u>	<u>Name</u>	<u>Invoice Description</u>	<u>Amount</u>	<u>Batch ID</u>
EBC: 0002789	02/06/2019	ANTHEM BLUE CROSS OF CALIFORNIA	EB ELECTRONIC CLAIM PAYMENTS EG35818565-EG35818798	256,997.85	7785
EBC: 0002790	02/07/2019	ANTHEM BLUE CROSS OF CALIFORNIA	EB CLAIM PAYMENTS CK#680075-CK#680153	15,051.06	7786
EBC: 0002791	02/07/2019	ANTHEM BLUE CROSS OF CALIFORNIA	EB ELECTRONIC CLAIM PAYMENTS EG35830408-EG35830571	83,204.66	7787
EBC: 0002792	02/08/2019	ANTHEM BLUE CROSS OF CALIFORNIA	EB CLAIM PAYMENTS CK#680154-CK#680295	24,127.58	7788
EBC: 0002793	02/08/2019	ANTHEM BLUE CROSS OF CALIFORNIA	EB ELECTRONIC CLAIM PAYMENTS EG35844475-EG35844729	152,219.96	7789
EBC: 0002794	02/09/2019	ANTHEM BLUE CROSS OF CALIFORNIA	EB CLAIM PAYMENTS CK#680296-CK#680356	6,596.81	7790
EBC: 0002795	02/09/2019	ANTHEM BLUE CROSS OF CALIFORNIA	EB ELECTRONIC CLAIM PAYMENTS EG35855139-EG35855227	12,942.37	7791
EBC: 0002796	02/11/2019	ANTHEM BLUE CROSS OF CALIFORNIA	EB CLAIM PAYMENTS CK#680357-CK#680419	12,276.04	7793
EBC: 0002797	02/11/2019	ANTHEM BLUE CROSS OF CALIFORNIA	EB ELECTRONIC CLAIM PAYMENTS EG35866876-EG35866992	57,220.72	7794
EBC: 0002798	02/12/2019	ANTHEM BLUE CROSS OF CALIFORNIA	EB CLAIM PAYMENTS CK#680420-CK#680552	31,388.39	7797
EBC: 0002799	02/12/2019	ANTHEM BLUE CROSS OF CALIFORNIA	EB ELECTRONIC CLAIM PAYMENTS EG35879458-EG35879688	120,771.08	7798
EBC: 0002800	02/13/2019	DELTA DENTAL INSURANCE COMPANY	EB CLAIM PAYMENTS FEBRUARY 1 TO FEBRUARY 7, 2019	221,768.52	7800
EBC: 0002801	02/13/2019	ANTHEM BLUE CROSS OF CALIFORNIA	EB CLAIM PAYMENTS CK#680553-CK#680662	35,348.41	7813
EBC: 0002802	02/13/2019	ANTHEM BLUE CROSS OF CALIFORNIA	EB ELECTRONIC CLAIM PAYMENTS EG35891432-EG35891665	96,423.81	7814
EBC: 0002803	02/13/2019	MEDIMPACT HEALTHCARE SYSTEMS INC	EB PHARMACY CLAIMS PROCESSING CHARGES 1/16/19 TO 1/31/19	289,958.49	7820
EBC: 0002804	02/14/2019	ANTHEM BLUE CROSS OF CALIFORNIA	EB CLAIM PAYMENTS CK#680663-CK#680765	29,451.12	7823
EBC: 0002805	02/14/2019	ANTHEM BLUE CROSS OF CALIFORNIA	EB ELECTRONIC CLAIM PAYMENTS EG35904204-EG35904424	109,921.57	7824
Total				8,338,766.31	

from 02/16/2019

ACWA Joint Powers Insurance Authority

Sorted By Check

to 02/28/2019

Claims Payment Report

<u>Check Date</u>	<u>Check Number</u>	<u>District Name</u>	<u>Claim Date</u>	<u>Transaction Type</u>	<u>Amount</u>
02/19/2019	207754	Kirkwood Meadows Public Utility District	03/25/2017	Expense General	730.00
02/19/2019	207755	Kirkwood Meadows Public Utility District	03/25/2017	Expense General	943.70
02/19/2019	207756	Kirkwood Meadows Public Utility District	03/25/2017	Expense General	1,122.20
02/19/2019	207757	Rancho California Water District	08/13/2012	Expense General	842.19
02/19/2019	207758	Merced Irrigation District	09/15/2017	Defense Attorney	1,406.00
02/19/2019	207759	Merced Irrigation District	09/15/2017	Expense General	1,388.21
02/19/2019	207760	Kirkwood Meadows Public Utility District	04/16/2017	Defense Attorney	1,482.00
02/19/2019	207761	Paradise Irrigation District	10/01/2016	Defense Attorney	1,501.00
02/19/2019	207762	Paradise Irrigation District	10/01/2016	Expense General	110.95
02/19/2019	207763	North Coast County Water District	10/10/2016	Defense Attorney	1,373.00
02/19/2019	207764	North Coast County Water District	10/10/2016	Expense General	550.61
02/19/2019	207765	Kirkwood Meadows Public Utility District	03/25/2017	Expense General	1,591.21
02/19/2019	207766	Kirkwood Meadows Public Utility District	03/25/2017	Expense General	2,085.19
02/19/2019	207767	Kirkwood Meadows Public Utility District	03/25/2017	Expense General	1,763.56
02/19/2019	207768	Kirkwood Meadows Public Utility District	03/25/2017	Expense General	735.71
02/19/2019	207769	Kirkwood Meadows Public Utility District	03/25/2017	Expense General	4,873.07
02/19/2019	207770	Tahoe City Public Utility District	05/21/2016	Expense General	588.25
02/19/2019	207771	Kirkwood Meadows Public Utility District	03/25/2017	Expense General	654.34
02/19/2019	207772	Kirkwood Meadows Public Utility District	03/25/2017	Expense General	487.20
02/19/2019	207773	Kirkwood Meadows Public Utility District	03/25/2017	Expense General	1,036.98
02/19/2019	207774	Sweetwater Authority	12/11/2018	TTD	173.61
02/19/2019	207775	Sweetwater Authority	12/11/2018	TTD	694.44
02/19/2019	207776	Stockton-East Water District	08/30/2011	Medical, general	141.74
02/19/2019	207777	Alta Irrigation District	11/19/2014	PPD	580.00
02/19/2019	207778	Humboldt Bay Municipal Water District	05/11/2018	TTD	27.22
02/19/2019	207779	Cucamonga Valley Water District	02/05/2019	TTD	256.23
02/19/2019	207780	Berrenda Mesa Water District	02/25/2013	Utilization review	560.00
02/19/2019	207780	Humboldt Bay Municipal Water District	05/11/2018	Utilization review	650.00
02/19/2019	207780	Paradise Irrigation District	09/15/2013	Utilization review	150.00
02/19/2019	207780	Paradise Irrigation District	10/28/2012	Utilization review	950.00
02/19/2019	207780	Vallecitos Water District	11/20/2012	Utilization review	150.00
02/19/2019	207780	Sierra Lakes County Water District	09/13/2018	Utilization review	400.00
02/19/2019	207780	Mission Springs Water District	08/21/2011	Utilization review	360.00
02/19/2019	207780	Water Employee Services Authority	09/28/2017	Utilization review	485.00
02/19/2019	207780	Vallecitos Water District	11/19/2012	Utilization review	810.00
02/19/2019	207780	Merced Irrigation District	09/25/2007	Utilization review	795.00
02/19/2019	207780	Bard Water District	08/20/2012	Utilization review	410.00
02/19/2019	207780	Trabuco Canyon Water District	02/06/2014	Utilization review	360.00
02/19/2019	207780	Fallbrook Public Utility District	09/11/2018	Utilization review	1,300.00
02/19/2019	207780	Berrenda Mesa Water District	07/27/2016	Utilization review	150.00
02/19/2019	207780	Sweetwater Authority	12/11/2018	Utilization review	400.00
02/19/2019	207780	Calleguas Municipal Water District	10/01/2018	Utilization review	550.00
02/19/2019	207780	Clearlake Oaks County Water District	01/12/2015	Utilization review	350.00

from 02/16/2019
to 02/28/2019

ACWA Joint Powers Insurance Authority

Sorted By Check

Claims Payment Report

<u>Check Date</u>	<u>Check Number</u>	<u>District Name</u>	<u>Claim Date</u>	<u>Transaction Type</u>	<u>Amount</u>
02/19/2019	207780	Westborough Water District	12/12/2017	Utilization review	150.00
02/19/2019	207780	San Juan Water District	08/28/2003	Utilization review	150.00
02/19/2019	207780	Patterson Irrigation District	08/09/2012	Utilization review	150.00
02/19/2019	207780	Western Municipal Water District	02/09/2009	Utilization review	760.00
02/19/2019	207780	Merced Irrigation District	03/27/2009	Utilization review	410.00
02/19/2019	207780	Santa Fe Irrigation District	05/02/2018	Utilization review	350.00
02/19/2019	207780	Santa Ynez River WCD Improvement Dist	08/08/2001	Utilization review	510.00
02/19/2019	207780	Merced Irrigation District	07/15/2018	Utilization review	400.00
02/19/2019	207780	Orange County Water District	10/03/2017	Utilization review	275.00
02/19/2019	207780	Rancho California Water District	08/06/2018	Utilization review	450.00
02/19/2019	207780	Georgetown Divide Public Utility District	10/03/2011	Utilization review	150.00
02/19/2019	207780	Tulare Irrigation District	10/19/2011	Utilization review	150.00
02/19/2019	207780	Tulare Irrigation District	03/14/2018	Utilization review	1,885.00
02/19/2019	207781	Stockton-East Water District	08/30/2011	Bill Review Fee	8.50
02/19/2019	207781	Stockton-East Water District	08/30/2011	Bill Review Fee	0.58
02/19/2019	207781	Berrenda Mesa Water District	02/25/2013	Bill Review Fee	8.50
02/19/2019	207781	Berrenda Mesa Water District	02/25/2013	Bill Review Fee	16.06
02/19/2019	207781	Vallecitos Water District	01/08/2019	Bill Review Fee	8.50
02/19/2019	207781	Vallecitos Water District	01/08/2019	Bill Review Fee	1.42
02/19/2019	207781	Humboldt Bay Municipal Water District	05/11/2018	Bill Review Fee	8.50
02/19/2019	207781	Humboldt Bay Municipal Water District	05/11/2018	Bill Review Fee	7.08
02/19/2019	207781	Kings River Conservation District	03/02/2018	Bill Review Fee	8.50
02/19/2019	207781	Kings River Conservation District	03/02/2018	Bill Review Fee	7.01
02/19/2019	207781	Goleta Water District	01/22/2019	Bill Review Fee	8.50
02/19/2019	207781	Goleta Water District	01/22/2019	Bill Review Fee	0.74
02/19/2019	207781	Merced Irrigation District	09/25/2007	Bill Review Fee	8.50
02/19/2019	207781	Merced Irrigation District	09/25/2007	Bill Review Fee	13.77
02/19/2019	207781	Corcoran Irrigation District	01/09/2015	Bill Review Fee	8.50
02/19/2019	207781	Calleguas Municipal Water District	10/01/2018	Bill Review Fee	8.50
02/19/2019	207781	Calleguas Municipal Water District	10/01/2018	Bill Review Fee	13.24
02/19/2019	207781	Calleguas Municipal Water District	10/01/2018	Bill Review Fee	8.50
02/19/2019	207781	Calleguas Municipal Water District	10/01/2018	Bill Review Fee	20.10
02/19/2019	207781	Calleguas Municipal Water District	10/01/2018	Bill Review Fee	8.50
02/19/2019	207781	Calleguas Municipal Water District	10/01/2018	Bill Review Fee	20.10
02/19/2019	207781	Calleguas Municipal Water District	10/01/2018	Bill Review Fee	8.50
02/19/2019	207781	Calleguas Municipal Water District	10/01/2018	Bill Review Fee	20.10
02/19/2019	207781	Reclamation District #2068	07/24/2017	Bill Review Fee	8.50
02/19/2019	207781	Mesa Water District	07/16/2018	Bill Review Fee	8.50
02/19/2019	207781	Mesa Water District	07/16/2018	Bill Review Fee	5.39
02/19/2019	207781	Mesa Water District	07/16/2018	Bill Review Fee	8.50
02/19/2019	207781	Mesa Water District	07/16/2018	Bill Review Fee	5.39
02/19/2019	207781	Tahoe City Public Utility District	12/17/2018	Bill Review Fee	8.50
02/19/2019	207781	Tahoe City Public Utility District	12/17/2018	Bill Review Fee	10.11
02/19/2019	207781	Fresno Metropolitan Flood Control District	08/25/2018	Bill Review Fee	8.50

from 02/16/2019
to 02/28/2019

ACWA Joint Powers Insurance Authority

Sorted By Check

Claims Payment Report

<u>Check Date</u>	<u>Check Number</u>	<u>District Name</u>	<u>Claim Date</u>	<u>Transaction Type</u>	<u>Amount</u>
02/19/2019	207781	Fresno Metropolitan Flood Control District	08/25/2018	Bill Review Fee	3.14
02/19/2019	207781	Fresno Metropolitan Flood Control District	08/25/2018	Bill Review Fee	8.50
02/19/2019	207781	Fresno Metropolitan Flood Control District	08/25/2018	Bill Review Fee	1.44
02/19/2019	207781	Florin Resource Conservation District/Elk	01/03/2018	Bill Review Fee	8.50
02/19/2019	207781	Florin Resource Conservation District/Elk	01/03/2018	Bill Review Fee	8.50
02/19/2019	207781	Santa Fe Irrigation District	05/02/2018	Bill Review Fee	8.50
02/19/2019	207781	Santa Fe Irrigation District	05/02/2018	Bill Review Fee	1.72
02/19/2019	207781	Las Virgenes Municipal Water District	11/27/2018	Bill Review Fee	8.50
02/19/2019	207781	Las Virgenes Municipal Water District	11/27/2018	Bill Review Fee	8.50
02/19/2019	207781	Ramona Municipal Water District	01/07/2019	Bill Review Fee	8.50
02/19/2019	207781	Ramona Municipal Water District	01/07/2019	Bill Review Fee	1.11
02/19/2019	207781	Ramona Municipal Water District	01/07/2019	Bill Review Fee	8.50
02/19/2019	207781	Ramona Municipal Water District	01/07/2019	Bill Review Fee	1.11
02/19/2019	207781	Sweetwater Authority	08/22/2012	Bill Review Fee	8.50
02/19/2019	207781	Western Municipal Water District	01/06/2019	Bill Review Fee	8.50
02/19/2019	207781	Vallecitos Water District	01/14/2016	Bill Review Fee	8.50
02/19/2019	207781	Vista Irrigation District	01/09/2019	Bill Review Fee	8.50
02/19/2019	207781	Vista Irrigation District	01/09/2019	Bill Review Fee	1.42
02/19/2019	207781	Moulton Niguel Water District	01/23/2019	Bill Review Fee	8.50
02/19/2019	207781	Moulton Niguel Water District	01/23/2019	Bill Review Fee	12.22
02/19/2019	207781	Tulare Irrigation District	10/19/2011	Bill Review Fee	8.50
02/19/2019	207781	Tulare Irrigation District	10/19/2011	Bill Review Fee	5.90
02/19/2019	207781	Carpinteria Valley Water District	01/29/2018	Bill Review Fee	8.50
02/19/2019	207781	Carpinteria Valley Water District	01/29/2018	Bill Review Fee	8.50
02/19/2019	207781	Carpinteria Valley Water District	01/29/2018	Bill Review Fee	8.50
02/19/2019	207781	Carpinteria Valley Water District	01/29/2018	Bill Review Fee	8.50
02/19/2019	207781	Carpinteria Valley Water District	01/29/2018	Bill Review Fee	8.50
02/19/2019	207781	Sweetwater Authority	09/28/2017	Bill Review Fee	8.50
02/19/2019	207781	Sweetwater Authority	09/28/2017	Bill Review Fee	2.63
02/19/2019	207781	Yuba County Water Agency	06/07/2018	Bill Review Fee	8.50
02/19/2019	207781	Sweetwater Authority	09/28/2015	Bill Review Fee	8.50
02/19/2019	207781	Sweetwater Authority	09/28/2015	Bill Review Fee	4.01
02/19/2019	207781	Fallbrook Public Utility District	10/05/2000	Bill Review Fee	8.50
02/19/2019	207782	Carpinteria Valley Water District	03/19/2018	TTD	1,638.70
02/19/2019	207783	Carpinteria Valley Water District	03/19/2018	TD penalty	120.75
02/19/2019	207784	Los Alamos Community Services District	02/01/2018	PPD	569.64
02/19/2019	207785	Mesa Water District	10/31/2012	PPD	540.00
02/19/2019	207786	Central Coast Water Authority	04/05/2018	Medical, general	232.52
02/19/2019	207787	Scotts Valley Water District	07/10/2003	Pharmacy	17.70
02/19/2019	207788	Rancho California Water District	03/18/2008	Pharmacy	232.02
02/19/2019	207789	Vallecitos Water District	11/20/2012	Pharmacy	8.11
02/19/2019	207790	Fallbrook Public Utility District	10/05/2000	Pharmacy	38.61
02/19/2019	207791	San Juan Water District	08/28/2003	Pharmacy	28.15
02/19/2019	207792	Kaweah Delta Water Conservation District	10/07/2014	Pharmacy	14.77

from 02/16/2019
to 02/28/2019

ACWA Joint Powers Insurance Authority

Sorted By Check

Claims Payment Report

<u>Check Date</u>	<u>Check Number</u>	<u>District Name</u>	<u>Claim Date</u>	<u>Transaction Type</u>	<u>Amount</u>
02/19/2019	207793	Tulare Irrigation District	03/14/2018	Pharmacy	17.70
02/19/2019	207794	Las Virgenes Municipal Water District	11/27/2018	Pharmacy	12.12
02/19/2019	207795	Vallecitos Water District	01/08/2019	Pharmacy	11.39
02/19/2019	207796	Littlerock Creek Irrigation District	02/04/2019	Pharmacy	18.61
02/19/2019	207797	Valley Center Municipal Water District	09/12/2018	Physical therapy	143.57
02/19/2019	207798	Valley Center Municipal Water District	09/12/2018	Physical therapy	107.04
02/19/2019	207799	Orange County Water District	10/16/2018	Physical therapy	121.41
02/19/2019	207800	Orange County Water District	10/16/2018	Physical therapy	121.41
02/19/2019	207801	Helix Water District	04/12/1989	Chiropractor	72.01
02/19/2019	207802	Moulton Niguel Water District	01/23/2019	TTD	509.41
02/19/2019	207803	Tulare Irrigation District	03/14/2018	TTD	1,758.78
02/19/2019	207804	Bolinas Community Public Utility District	06/13/2018	PPD	580.00
02/19/2019	207805	Calaveras County Water District	07/12/2018	Medical, general	137.40
02/19/2019	207806	Ramona Municipal Water District	01/07/2019	Medical, general	1,431.62
02/19/2019	207807	Goleta Water District	06/15/2016	PPD	580.00
02/19/2019	207808	Florin Resource Conservation District/Elk	01/28/2019	TTD	1,658.14
02/19/2019	207809	Florin Resource Conservation District/Elk	01/28/2019	TTD	355.32
02/19/2019	207810	Kirkwood Meadows Public Utility District	03/25/2017	Expert	12,139.13
02/19/2019	207811	Rancho California Water District	08/13/2012	Defense Attorney	27,105.00
02/19/2019	207812	Fallbrook Public Utility District	07/24/2018	Liability - Property Damage	18,743.73
02/19/2019	207813	Berrenda Mesa Water District	02/25/2013	Medical, general	153.35
02/19/2019	207814	Sweetwater Authority	09/28/2015	Medical, general	144.16
02/19/2019	207815	Carpinteria Valley Water District	01/29/2018	Pharmacy	15.52
02/19/2019	207816	Western Municipal Water District	01/06/2019	Pharmacy	9.16
02/19/2019	207817	Florin Resource Conservation District/Elk	01/03/2018	Physical therapy	24.93
02/19/2019	207818	Florin Resource Conservation District/Elk	01/03/2018	Physical therapy	24.93
02/19/2019	207819	Vallecitos Water District	01/08/2019	Medical, general	108.03
02/19/2019	207820	Vista Irrigation District	01/09/2019	Medical, general	108.03
02/20/2019	207821	Las Virgenes Municipal Water District	11/27/2018	Physical therapy	129.99
02/20/2019	207822	Las Virgenes Municipal Water District	11/27/2018	Physical therapy	129.99
02/20/2019	207823	South Coast Water District	12/28/2018	Bill Review Fee	8.50
02/20/2019	207823	South Coast Water District	12/28/2018	Bill Review Fee	4.43
02/20/2019	207823	Merced Irrigation District	07/13/2010	Bill Review Fee	8.50
02/20/2019	207823	Merced Irrigation District	07/13/2010	Bill Review Fee	2.89
02/20/2019	207823	Paradise Irrigation District	09/15/2013	Bill Review Fee	8.50
02/20/2019	207823	Paradise Irrigation District	09/15/2013	Bill Review Fee	4.69
02/20/2019	207823	Moulton Niguel Water District	02/08/2012	Bill Review Fee	8.50
02/20/2019	207823	Moulton Niguel Water District	02/08/2012	Bill Review Fee	3.84
02/20/2019	207823	Fallbrook Public Utility District	09/11/2018	Bill Review Fee	8.50
02/20/2019	207823	Fallbrook Public Utility District	09/11/2018	Bill Review Fee	8.50
02/20/2019	207823	Fallbrook Public Utility District	09/11/2018	Bill Review Fee	6.34
02/20/2019	207823	Sweetwater Authority	09/01/2017	Bill Review Fee	8.50
02/20/2019	207823	Sweetwater Authority	09/01/2017	Bill Review Fee	5.07
02/20/2019	207823	San Juan Water District	08/28/2003	Bill Review Fee	8.50

from 02/16/2019
to 02/28/2019

ACWA Joint Powers Insurance Authority

Sorted By Check

Claims Payment Report

<u>Check Date</u>	<u>Check Number</u>	<u>District Name</u>	<u>Claim Date</u>	<u>Transaction Type</u>	<u>Amount</u>
02/20/2019	207823	San Juan Water District	08/28/2003	Bill Review Fee	16.38
02/20/2019	207823	Western Municipal Water District	07/25/2018	Bill Review Fee	8.50
02/20/2019	207823	Merced Irrigation District	03/17/2009	Bill Review Fee	8.50
02/20/2019	207823	Merced Irrigation District	03/17/2009	Bill Review Fee	3.42
02/20/2019	207823	Florin Resource Conservation District/Elk	06/05/2018	Bill Review Fee	8.50
02/20/2019	207823	Florin Resource Conservation District/Elk	12/13/2018	Bill Review Fee	8.50
02/20/2019	207823	Ramona Municipal Water District	01/07/2019	Bill Review Fee	8.50
02/20/2019	207823	Rancho California Water District	08/06/2018	Bill Review Fee	8.50
02/20/2019	207823	Rancho California Water District	08/06/2018	Bill Review Fee	7.24
02/20/2019	207823	Humboldt Bay Municipal Water District	12/18/2018	Bill Review Fee	8.50
02/20/2019	207823	Humboldt Bay Municipal Water District	12/18/2018	Bill Review Fee	5.61
02/20/2019	207823	Humboldt Bay Municipal Water District	12/18/2018	Bill Review Fee	8.50
02/20/2019	207823	Humboldt Bay Municipal Water District	12/18/2018	Bill Review Fee	1.50
02/20/2019	207824	Kings River Conservation District	03/02/2018	Hospital (Inpatient)	39.56
02/20/2019	207825	Sweetwater Authority	08/22/2012	Anesthesiologist	225.36
02/20/2019	207826	Mesa Water District	07/16/2018	Physical therapy	122.20
02/20/2019	207827	Mesa Water District	07/16/2018	Physical therapy	122.20
02/20/2019	207828	Merced Irrigation District	09/25/2007	Testing/Supplies	231.91
02/20/2019	207829	Fresno Metropolitan Flood Control District	08/25/2018	Physical therapy	238.34
02/20/2019	207830	Fresno Metropolitan Flood Control District	08/25/2018	Physical therapy	109.74
02/20/2019	207831	Humboldt Bay Municipal Water District	05/11/2018	Medical, general	82.88
02/20/2019	207832	Tahoe City Public Utility District	12/17/2018	Testing/Supplies	39.58
02/20/2019	207833	Santa Fe Irrigation District	05/02/2018	Medical, general	94.17
02/20/2019	207834	Goleta Water District	01/22/2019	Medical, general	144.78
02/20/2019	207835	Western Municipal Water District	07/25/2018	Medical, general	219.01
02/20/2019	207836	Reclamation District #2068	07/24/2017	Medical, general	146.31
02/20/2019	207837	Florin Resource Conservation District/Elk	12/13/2018	Medical, general	61.19
02/20/2019	207838	Clearlake Oaks County Water District	01/12/2015	Med/Legal evaluation	3,827.88
02/20/2019	207839	Calleguas Municipal Water District	10/01/2018	Medical, general	131.09
02/20/2019	207840	Calleguas Municipal Water District	10/01/2018	Medical, general	201.08
02/20/2019	207841	Calleguas Municipal Water District	10/01/2018	Medical, general	201.08
02/20/2019	207842	Calleguas Municipal Water District	10/01/2018	Medical, general	201.08
02/20/2019	207843	Ramona Municipal Water District	01/07/2019	Medical, general	6.77
02/20/2019	207844	Ramona Municipal Water District	01/07/2019	Medical, general	6.77
02/20/2019	207845	Clearlake Oaks County Water District	02/13/2019	Expert	1,200.00
02/20/2019	207846	Santa Clarita Valley Water Agency	05/04/2017	Defense Attorney	2,508.00
02/20/2019	207847	Santa Clarita Valley Water Agency	06/04/2016	Defense Attorney	399.00
02/20/2019	207848	Wheeler Ridge-Maricopa Water Storage C	10/03/2017	Defense Attorney	703.00
02/20/2019	207849	Santa Clarita Valley Water Agency	05/04/2017	Defense Attorney	3,572.00
02/20/2019	207850	Desert Water Agency	12/11/2017	Defense Attorney	3,458.00
02/20/2019	207851	Helix Water District	02/04/2019	Liability - Property Damage	1,227.48
02/20/2019	207852	Merced Irrigation District	07/13/2010	Medical, general	133.06
02/21/2019	207853	Fallbrook Public Utility District	03/06/2018	Liability - Small Claims	754.03
02/21/2019	207854	Fallbrook Public Utility District	08/28/2018	Liability - Small Claims	445.46

from 02/16/2019
to 02/28/2019

ACWA Joint Powers Insurance Authority

Sorted By Check

Claims Payment Report

<u>Check Date</u>	<u>Check Number</u>	<u>District Name</u>	<u>Claim Date</u>	<u>Transaction Type</u>	<u>Amount</u>
02/21/2019	207855	Fallbrook Public Utility District	04/10/2018	Liability - Small Claims	1,000.00
02/21/2019	207856	Fallbrook Public Utility District	10/15/2018	Liability - Small Claims	230.00
02/21/2019	207857	Fallbrook Public Utility District	11/13/2018	Liability - Small Claims	7,577.87
02/21/2019	207858	Fallbrook Public Utility District	12/09/2018	Liability - Small Claims	337.55
02/21/2019	207859	Fallbrook Public Utility District	12/10/2018	Liability - Small Claims	385.00
02/21/2019	207860	Fallbrook Public Utility District	12/21/2016	Liability - Small Claims	5,526.65
02/21/2019	207861	Fallbrook Public Utility District	10/11/2017	Liability - Small Claims	8,429.91
02/21/2019	207862	Clearlake Oaks County Water District	02/13/2019	Liability - Property Damage	1,050.00
02/21/2019	207863	Montecito Water District	01/09/2018	Expert	2,223.00
02/21/2019	207864	Calleguas Municipal Water District	07/31/2017	TTD	1,926.58
02/21/2019	207865	Carpinteria Valley Water District	01/29/2018	Physical therapy	108.18
02/21/2019	207866	Carpinteria Valley Water District	01/29/2018	Physical therapy	122.14
02/21/2019	207867	Carpinteria Valley Water District	01/29/2018	Physical therapy	129.34
02/21/2019	207868	Carpinteria Valley Water District	01/29/2018	Physical therapy	172.25
02/21/2019	207869	Berrenda Mesa Water District	02/25/2013	Mileage	135.72
02/21/2019	207870	Las Virgenes Municipal Water District	02/01/2013	PPD	460.00
02/21/2019	207871	Desert Water Agency	03/21/2014	PPD	580.00
02/21/2019	207872	Vallecitos Water District	01/08/2019	Bill Review Fee	8.50
02/21/2019	207872	Vallecitos Water District	01/08/2019	Bill Review Fee	2.00
02/21/2019	207872	South Coast Water District	12/28/2018	Bill Review Fee	8.50
02/21/2019	207872	South Coast Water District	12/28/2018	Bill Review Fee	7.99
02/21/2019	207872	Moulton Niguel Water District	12/20/2018	Bill Review Fee	8.50
02/21/2019	207872	Moulton Niguel Water District	12/20/2018	Bill Review Fee	5.77
02/21/2019	207872	Tehachapi-Cummings County Water Distri	07/11/2017	Bill Review Fee	8.50
02/21/2019	207872	Tehachapi-Cummings County Water Distri	07/11/2017	Bill Review Fee	2.16
02/21/2019	207872	Tehachapi-Cummings County Water Distri	07/11/2017	Bill Review Fee	8.50
02/21/2019	207872	Tehachapi-Cummings County Water Distri	07/11/2017	Bill Review Fee	2.16
02/21/2019	207872	Tehachapi-Cummings County Water Distri	07/11/2017	Bill Review Fee	8.50
02/21/2019	207872	Tehachapi-Cummings County Water Distri	07/11/2017	Bill Review Fee	4.58
02/21/2019	207872	Fair Oaks Water District	04/26/2018	Bill Review Fee	8.50
02/21/2019	207872	Fair Oaks Water District	04/26/2018	Bill Review Fee	8.50
02/21/2019	207872	Palmdale Water District	11/13/2017	Bill Review Fee	8.50
02/21/2019	207872	Walnut Valley Water District	02/13/2014	Bill Review Fee	8.50
02/21/2019	207872	Sweetwater Authority	09/01/2017	Bill Review Fee	8.50
02/21/2019	207872	Sweetwater Authority	09/01/2017	Bill Review Fee	5.07
02/21/2019	207872	Merced Irrigation District	03/27/2009	Bill Review Fee	8.50
02/21/2019	207872	Merced Irrigation District	03/27/2009	Bill Review Fee	19.71
02/21/2019	207872	Florin Resource Conservation District/Elk	01/03/2018	Bill Review Fee	8.50
02/21/2019	207872	Florin Resource Conservation District/Elk	01/03/2018	Bill Review Fee	8.50
02/21/2019	207872	Florin Resource Conservation District/Elk	01/03/2018	Bill Review Fee	8.50
02/21/2019	207872	Florin Resource Conservation District/Elk	01/03/2018	Bill Review Fee	8.50
02/21/2019	207872	Florin Resource Conservation District/Elk	01/03/2018	Bill Review Fee	8.50
02/21/2019	207872	Florin Resource Conservation District/Elk	01/03/2018	Bill Review Fee	8.50
02/21/2019	207872	Florin Resource Conservation District/Elk	01/03/2018	Bill Review Fee	8.50

from 02/16/2019
to 02/28/2019

ACWA Joint Powers Insurance Authority

Sorted By Check

Claims Payment Report

<u>Check Date</u>	<u>Check Number</u>	<u>District Name</u>	<u>Claim Date</u>	<u>Transaction Type</u>	<u>Amount</u>
02/21/2019	207872	San Juan Water District	10/12/2016	Bill Review Fee	8.50
02/21/2019	207872	San Juan Water District	10/12/2016	Bill Review Fee	10.50
02/21/2019	207872	Orange County Water District	10/16/2018	Bill Review Fee	8.50
02/21/2019	207872	Orange County Water District	10/16/2018	Bill Review Fee	10.72
02/21/2019	207872	Goleta Water District	04/18/2018	Bill Review Fee	8.50
02/21/2019	207872	Goleta Water District	04/18/2018	Bill Review Fee	0.37
02/21/2019	207872	Carpinteria Valley Water District	01/29/2018	Bill Review Fee	8.50
02/21/2019	207872	Valley Center Municipal Water District	09/12/2018	Bill Review Fee	8.50
02/21/2019	207872	Valley Center Municipal Water District	09/12/2018	Bill Review Fee	6.34
02/21/2019	207872	Valley Center Municipal Water District	09/12/2018	Bill Review Fee	8.50
02/21/2019	207872	Valley Center Municipal Water District	09/12/2018	Bill Review Fee	3.21
02/21/2019	207873	Palmdale Water District	03/23/2015	PPD	580.00
02/21/2019	207874	Merced Irrigation District	07/13/2010	Legal (Defense)	311.40
02/21/2019	207875	South Sutter Water District	08/16/2005	Legal (Defense)	493.50
02/21/2019	207876	Soquel Creek Water District	08/17/2017	Legal (Defense)	1,586.00
02/21/2019	207877	Palmdale Water District	08/29/2016	Pharmacy	29.00
02/21/2019	207878	Joshua Basin Water District	11/09/2018	Photocopy	243.50
02/21/2019	207879	Joshua Basin Water District	11/09/2018	Photocopy	243.50
02/21/2019	207880	Joshua Basin Water District	11/09/2018	Photocopy	243.50
02/21/2019	207881	Vallecitos Water District	01/14/2016	Medical, general	597.08
02/21/2019	207882	Paradise Irrigation District	10/28/2012	IMR Fee	345.00
02/21/2019	207883	Calaveras County Water District	07/12/2018	TTD	1,586.11
02/21/2019	207884	Goleta Water District	09/25/2014	PPD	580.00
02/21/2019	207885	Desert Water Agency	08/28/2017	PPD	580.00
02/21/2019	207886	Kaweah Delta Water Conservation District	10/07/2014	TTD	1,533.84
02/21/2019	207887	Goleta Water District	04/18/2018	TTD	2,146.34
02/21/2019	207888	Rancho California Water District	08/06/2018	TTD	1,958.42
02/21/2019	207889	San Juan Water District	01/26/2016	Deposition/Witness fees	567.50
02/21/2019	207890	Sweetwater Authority	09/28/2017	Hospital (Inpatient)	514.63
02/21/2019	207891	Palmdale Water District	11/13/2017	Medical, general	166.56
02/21/2019	207892	South Coast Water District	12/28/2018	Medical, general	100.35
02/21/2019	207893	Moulton Niguel Water District	01/23/2019	Medical, general	104.11
02/21/2019	207894	Yuba County Water Agency	06/07/2018	Medical, general	73.06
02/21/2019	207895	Florin Resource Conservation District/Elk	01/03/2018	Physical therapy	24.93
02/21/2019	207896	Florin Resource Conservation District/Elk	01/03/2018	Physical therapy	24.93
02/21/2019	207897	Florin Resource Conservation District/Elk	01/03/2018	Physical therapy	24.93
02/21/2019	207898	Florin Resource Conservation District/Elk	01/03/2018	Physical therapy	24.93
02/21/2019	207899	Florin Resource Conservation District/Elk	01/03/2018	Physical therapy	42.84
02/21/2019	207900	Florin Resource Conservation District/Elk	01/03/2018	Physical therapy	42.84
02/21/2019	207901	Florin Resource Conservation District/Elk	01/03/2018	Physical therapy	75.13
02/21/2019	207902	Tulare Irrigation District	10/19/2011	Medical, general	133.69
02/21/2019	207903	Fair Oaks Water District	04/26/2018	Expense, general	525.50
02/21/2019	207904	Crescenta Valley Water District	02/18/2009	Legal (Defense)	48.00
02/21/2019	207905	Western Municipal Water District	10/23/2007	Legal (Defense)	112.00

from 02/16/2019
to 02/28/2019

ACWA Joint Powers Insurance Authority

Sorted By Check

Claims Payment Report

<u>Check Date</u>	<u>Check Number</u>	<u>District Name</u>	<u>Claim Date</u>	<u>Transaction Type</u>	<u>Amount</u>
02/21/2019	207906	Vallecitos Water District	01/08/2019	Medical, general	152.32
02/21/2019	207907	Alta Irrigation District	11/19/2014	Legal (Defense)	2,196.93
02/21/2019	207908	San Luis Water District	08/09/2013	Legal (Defense)	1,134.61
02/21/2019	207909	Consolidated Irrigation District	06/17/2009	Legal (Defense)	826.64
02/21/2019	207910	Berrenda Mesa Water District	12/18/2017	Legal (Defense)	20.00
02/21/2019	207911	Berrenda Mesa Water District	07/27/2016	Legal (Defense)	407.00
02/21/2019	207912	Central California Irrigation District	12/06/2018	Property - District Property	36,466.34
02/22/2019	207913	Goleta Water District	11/27/2018	Appraiser	40.00
02/22/2019	207914	Paradise Irrigation District	09/15/2013	Physical therapy	106.24
02/22/2019	207915	Fallbrook Public Utility District	09/11/2018	Anesthesiologist	517.68
02/22/2019	207916	Sweetwater Authority	09/01/2017	Physical therapy	114.93
02/22/2019	207917	Sweetwater Authority	09/01/2017	Physical therapy	114.93
02/22/2019	207918	Fallbrook Public Utility District	09/11/2018	Medical, general	205.25
02/22/2019	207919	Moulton Niguel Water District	02/08/2012	Medical, general	204.23
02/22/2019	207920	Ramona Municipal Water District	01/07/2019	Anesthesiologist	424.99
02/22/2019	207921	Vallecitos Water District	11/20/2012	Mileage	194.89
02/22/2019	207922	Joshua Basin Water District	11/09/2018	Mileage	224.03
02/22/2019	207923	Merced Irrigation District	03/17/2009	Medical, general	108.31
02/22/2019	207924	Trabuco Canyon Water District	02/06/2014	Mileage	26.46
02/22/2019	207925	Rancho California Water District	08/06/2018	Medical, general	70.56
02/22/2019	207926	Humboldt Bay Municipal Water District	12/18/2018	Hospital (Inpatient)	252.57
02/22/2019	207927	Humboldt Bay Municipal Water District	12/18/2018	Hospital (Inpatient)	67.54
02/22/2019	207928	Water Employee Services Authority	12/10/2018	Mileage	346.32
02/22/2019	207929	San Juan Water District	08/28/2003	Medical, general	142.47
02/22/2019	207930	Florin Resource Conservation District/Elk	06/05/2018	Medical, general	62.48
02/25/2019	207931	Clearlake Oaks County Water District	02/13/2019	Expert	675.00
02/25/2019	207932	Kirkwood Meadows Public Utility District	03/25/2017	Expense General	1,494.93
02/25/2019	207933	Sacramento Suburban Water District	09/29/2017	Defense Attorney	776.00
02/25/2019	207934	Sacramento Suburban Water District	09/29/2017	Expense General	150.00
02/25/2019	207935	Tahoe City Public Utility District	05/21/2016	Defense Attorney	1,634.00
02/25/2019	207936	Reclamation District #1004	07/15/2015	Defense Attorney	1,045.00
02/25/2019	207937	Reclamation District #1004	07/15/2015	Expense General	282.08
02/25/2019	207938	Kirkwood Meadows Public Utility District	03/25/2017	Expense General	941.97
02/25/2019	207939	Tahoe City Public Utility District	02/22/2018	Liability - Property Damage	3,500.00
02/25/2019	207940	Kirkwood Meadows Public Utility District	03/25/2017	Expense General	1,240.10
02/25/2019	207941	Carpinteria Valley Water District	01/29/2018	Physical therapy	108.18
02/25/2019	207942	Water Employee Services Authority	12/10/2018	Physical therapy	15.00
02/25/2019	207943	Sweetwater Authority	12/11/2018	Bill Review Fee	8.50
02/25/2019	207943	Sweetwater Authority	12/11/2018	Bill Review Fee	8.50
02/25/2019	207943	Berrenda Mesa Water District	02/25/2013	Bill Review Fee	8.50
02/25/2019	207943	South Coast Water District	12/28/2018	Bill Review Fee	8.50
02/25/2019	207943	South Coast Water District	12/28/2018	Bill Review Fee	5.65
02/25/2019	207943	El Dorado Irrigation District	10/15/2018	Bill Review Fee	8.50
02/25/2019	207943	El Dorado Irrigation District	10/15/2018	Bill Review Fee	8.50

from 02/16/2019
to 02/28/2019

ACWA Joint Powers Insurance Authority

Sorted By Check

Claims Payment Report

<u>Check Date</u>	<u>Check Number</u>	<u>District Name</u>	<u>Claim Date</u>	<u>Transaction Type</u>	<u>Amount</u>
02/25/2019	207943	El Dorado Irrigation District	10/15/2018	Bill Review Fee	8.50
02/25/2019	207943	El Dorado Irrigation District	10/15/2018	Bill Review Fee	8.50
02/25/2019	207943	Fallbrook Public Utility District	10/26/2018	Bill Review Fee	8.50
02/25/2019	207943	Fallbrook Public Utility District	10/26/2018	Bill Review Fee	4.59
02/25/2019	207943	Fair Oaks Water District	04/26/2018	Bill Review Fee	8.50
02/25/2019	207943	Vallecitos Water District	10/22/2018	Bill Review Fee	8.50
02/25/2019	207943	Vallecitos Water District	10/22/2018	Bill Review Fee	1.86
02/25/2019	207943	Clearlake Oaks County Water District	01/12/2015	Bill Review Fee	8.50
02/25/2019	207943	Clearlake Oaks County Water District	01/12/2015	Bill Review Fee	4.03
02/25/2019	207943	Westborough Water District	12/08/2018	Bill Review Fee	8.50
02/25/2019	207943	Idyllwild Water District	09/30/2003	Bill Review Fee	8.50
02/25/2019	207943	Idyllwild Water District	09/30/2003	Bill Review Fee	4.35
02/25/2019	207943	Idyllwild Water District	09/30/2003	Bill Review Fee	8.50
02/25/2019	207943	Idyllwild Water District	09/30/2003	Bill Review Fee	4.35
02/25/2019	207943	Idyllwild Water District	09/30/2003	Bill Review Fee	8.50
02/25/2019	207943	Idyllwild Water District	09/30/2003	Bill Review Fee	4.35
02/25/2019	207943	Idyllwild Water District	09/30/2003	Bill Review Fee	8.50
02/25/2019	207943	Idyllwild Water District	09/30/2003	Bill Review Fee	4.35
02/25/2019	207943	Idyllwild Water District	09/30/2003	Bill Review Fee	8.50
02/25/2019	207943	Idyllwild Water District	09/30/2003	Bill Review Fee	4.35
02/25/2019	207943	Idyllwild Water District	09/30/2003	Bill Review Fee	8.50
02/25/2019	207943	Idyllwild Water District	09/30/2003	Bill Review Fee	4.35
02/25/2019	207943	Idyllwild Water District	09/30/2003	Bill Review Fee	8.50
02/25/2019	207943	Idyllwild Water District	09/30/2003	Bill Review Fee	4.35
02/25/2019	207943	Idyllwild Water District	09/30/2003	Bill Review Fee	8.50
02/25/2019	207943	Idyllwild Water District	09/30/2003	Bill Review Fee	4.49
02/25/2019	207943	Florin Resource Conservation District/Elk	01/03/2018	Bill Review Fee	8.50
02/25/2019	207943	Western Municipal Water District	02/11/2019	Bill Review Fee	8.50
02/25/2019	207943	Western Municipal Water District	02/11/2019	Bill Review Fee	5.21
02/25/2019	207943	El Dorado Irrigation District	11/29/2016	Bill Review Fee	8.50
02/25/2019	207943	San Luis & Delta-Mendota Water Authority	05/04/2018	Bill Review Fee	8.50
02/25/2019	207943	San Luis & Delta-Mendota Water Authority	05/04/2018	Bill Review Fee	11.28
02/25/2019	207943	Vista Irrigation District	04/24/2017	Bill Review Fee	8.50
02/25/2019	207943	Vista Irrigation District	04/24/2017	Bill Review Fee	2.07
02/25/2019	207944	Yuba County Water Agency	05/08/2017	Testing/Supplies	43.49
02/25/2019	207945	Berrenda Mesa Water District	02/25/2013	Legal (Defense)	39.50
02/25/2019	207946	Merced Irrigation District	03/27/2009	Hospital (Inpatient)	900.00
02/25/2019	207947	Joshua Basin Water District	11/09/2018	Photocopy	243.50
02/25/2019	207948	Walnut Valley Water District	02/13/2014	Testing/Supplies	11.44
02/25/2019	207949	Calaveras County Water District	07/12/2018	Photocopy	171.58
02/25/2019	207950	Las Virgenes Municipal Water District	11/27/2018	Photocopy	124.51
02/25/2019	207951	Las Virgenes Municipal Water District	11/27/2018	Photocopy	73.95
02/25/2019	207952	Las Virgenes Municipal Water District	11/27/2018	Photocopy	36.00
02/25/2019	207953	South Tahoe Public Utility District	11/26/2018	Photocopy	96.23

from 02/16/2019
to 02/28/2019

ACWA Joint Powers Insurance Authority

Sorted By Check

Claims Payment Report

<u>Check Date</u>	<u>Check Number</u>	<u>District Name</u>	<u>Claim Date</u>	<u>Transaction Type</u>	<u>Amount</u>
02/25/2019	207954	South Tahoe Public Utility District	11/26/2018	Photocopy	44.00
02/25/2019	207955	Orange County Water District	09/27/2018	Photocopy	53.25
02/25/2019	207956	Orange County Water District	09/27/2018	Photocopy	36.00
02/25/2019	207957	Vallecitos Water District	11/20/2012	Legal (Defense)	1,334.61
02/25/2019	207958	Vallecitos Water District	11/19/2012	Legal (Defense)	1,427.15
02/25/2019	207959	Helix Water District	05/18/2010	Legal (Defense)	1,036.00
02/25/2019	207960	Helix Water District	05/12/2015	Legal (Defense)	1,436.39
02/25/2019	207961	Ramona Municipal Water District	04/10/2013	Legal (Defense)	925.00
02/25/2019	207962	Clearlake Oaks County Water District	01/12/2015	IMR Fee	390.00
02/25/2019	207963	Fair Oaks Water District	04/26/2018	Photocopy	30.00
02/25/2019	207964	Fair Oaks Water District	04/26/2018	Photocopy	30.00
02/25/2019	207965	San Luis Water District	08/09/2013	Photocopy	180.00
02/25/2019	207966	San Luis Water District	08/09/2013	Photocopy	180.00
02/25/2019	207967	Clearlake Oaks County Water District	01/12/2015	Legal (Defense)	95.50
02/25/2019	207968	Trabuco Canyon Water District	02/06/2014	Pharmacy	13.62
02/25/2019	207969	Scotts Valley Water District	07/10/2003	Pharmacy	44.34
02/25/2019	207970	San Luis & Delta-Mendota Water Authority	11/01/2004	Pharmacy	8.11
02/25/2019	207971	Calleguas Municipal Water District	07/31/2017	Pharmacy	24.78
02/25/2019	207972	San Juan Water District	01/26/2016	Pharmacy	8.05
02/25/2019	207973	Valley Center Municipal Water District	09/12/2018	Physical therapy	143.57
02/25/2019	207974	Valley Center Municipal Water District	09/12/2018	Physical therapy	72.74
02/25/2019	207975	Kern County Water Agency	09/16/2016	Testing/Supplies	540.53
02/25/2019	207976	Kern County Water Agency	09/16/2016	Testing/Supplies	325.09
02/25/2019	207977	Orange County Water District	10/16/2018	Mileage	15.08
02/25/2019	207978	Fresno Metropolitan Flood Control District	08/25/2018	Investigation/Subrosa	828.94
02/25/2019	207979	Goleta Water District	04/18/2018	Physical therapy	73.10
02/25/2019	207980	South Coast Water District	12/28/2018	Medical, general	181.02
02/25/2019	207981	Moulton Niguel Water District	12/20/2018	Medical, general	130.82
02/25/2019	207982	San Juan Water District	10/12/2016	Testing/Supplies	472.30
02/25/2019	207983	San Juan Water District	01/31/2019	Testing/Supplies	4.98
02/25/2019	207984	San Juan Water District	01/31/2019	Testing/Supplies	7.29
02/25/2019	207985	Tehachapi-Cummings County Water Distri	07/11/2017	Physical therapy	103.91
02/25/2019	207986	Tehachapi-Cummings County Water Distri	07/11/2017	Physical therapy	49.01
02/25/2019	207987	Tehachapi-Cummings County Water Distri	07/11/2017	Physical therapy	49.01
02/25/2019	207988	Vista Irrigation District	07/11/2017	Mileage	117.00
02/25/2019	207989	Buena Vista Water Storage District	12/09/2014	Legal (Defense)	180.73
02/25/2019	207990	Corcoran Irrigation District	12/13/2017	Legal (Defense)	1,247.36
02/25/2019	207991	Corcoran Irrigation District	12/13/2017	Legal (Defense)	114.70
02/25/2019	207992	Kirkwood Meadows Public Utility District	03/25/2017	Defense Attorney	44,765.00
02/25/2019	207993	Madera Irrigation District	11/22/2017	Defense Attorney	2,337.00
02/25/2019	207994	Fresno Irrigation District	01/10/2018	Defense Attorney	95.00
02/25/2019	207995	Fresno Irrigation District	06/02/2018	Defense Attorney	171.00
02/25/2019	207996	Tulare Irrigation District	01/03/2017	Defense Attorney	1,976.00
02/25/2019	207997	Purissima Hills Water District	08/26/2018	Liability - Property Damage	22,704.85

from 02/16/2019
to 02/28/2019

ACWA Joint Powers Insurance Authority

Sorted By Check

Claims Payment Report

<u>Check Date</u>	<u>Check Number</u>	<u>District Name</u>	<u>Claim Date</u>	<u>Transaction Type</u>	<u>Amount</u>
02/25/2019	207998	Elsinore Valley Municipal Water District	12/26/2015	Expense General	4,450.00
02/25/2019	207999	Fresno Metropolitan Flood Control District	02/15/2019	Appraiser	143.00
02/25/2019	208000	Oakdale Irrigation District	07/21/2018	Liability - Property Damage	5,794.04
02/25/2019	208001	West Valley Water District	01/26/2017	Expense General	280.50
02/25/2019	208002	West Valley Water District	01/26/2017	Expense General	201.93
02/25/2019	208003	West Valley Water District	01/26/2017	Expense General	112.39
02/26/2019	208004	South Feather Water and Power Agency	02/10/2017	Property - Expense	3,644.00
02/26/2019	208005	Panoche Water District	12/17/2018	Property - District Property	3,005.35
02/26/2019	208006	Santa Clarita Valley Water Agency	11/15/2018	Property - District Property	652.97
02/26/2019	208007	Semitropic Water Storage District	05/19/2014	Defense Attorney	6,193.50
02/26/2019	208008	El Dorado Irrigation District	10/15/2018	Physical therapy	104.69
02/26/2019	208009	El Dorado Irrigation District	10/15/2018	Physical therapy	104.69
02/26/2019	208010	El Dorado Irrigation District	10/15/2018	Physical therapy	168.66
02/26/2019	208011	El Dorado Irrigation District	10/15/2018	Physical therapy	209.38
02/26/2019	208012	Humboldt Bay Municipal Water District	05/11/2018	TTD	963.76
02/26/2019	208013	Palmdale Water District	03/14/2018	Physical therapy	101.75
02/26/2019	208014	Palmdale Water District	08/29/2016	PPD	580.00
02/26/2019	208015	Calleguas Municipal Water District	07/31/2017	Bill Review Fee	8.50
02/26/2019	208015	Calleguas Municipal Water District	07/31/2017	Bill Review Fee	4.88
02/26/2019	208015	Berrenda Mesa Water District	02/25/2013	Bill Review Fee	8.50
02/26/2019	208015	Berrenda Mesa Water District	02/25/2013	Bill Review Fee	4.96
02/26/2019	208015	Humboldt Bay Municipal Water District	05/11/2018	Bill Review Fee	8.50
02/26/2019	208015	Humboldt Bay Municipal Water District	05/11/2018	Bill Review Fee	5.61
02/26/2019	208015	Sierra Lakes County Water District	09/13/2018	Bill Review Fee	8.50
02/26/2019	208015	Sierra Lakes County Water District	09/13/2018	Bill Review Fee	10.39
02/26/2019	208015	San Juan Water District	01/31/2019	Bill Review Fee	8.50
02/26/2019	208015	San Juan Water District	01/31/2019	Bill Review Fee	0.86
02/26/2019	208015	Vallecitos Water District	11/19/2012	Bill Review Fee	8.50
02/26/2019	208015	Vallecitos Water District	11/19/2012	Bill Review Fee	1.72
02/26/2019	208015	Fallbrook Public Utility District	09/11/2018	Bill Review Fee	8.50
02/26/2019	208015	Fallbrook Public Utility District	09/11/2018	Bill Review Fee	2.41
02/26/2019	208015	Idyllwild Water District	09/30/2003	Bill Review Fee	8.50
02/26/2019	208015	Idyllwild Water District	09/30/2003	Bill Review Fee	10.36
02/26/2019	208015	Las Virgenes Municipal Water District	11/27/2018	Bill Review Fee	8.50
02/26/2019	208015	Florin Resource Conservation District/Elk	12/13/2018	Bill Review Fee	8.50
02/26/2019	208015	San Juan Water District	01/26/2016	Bill Review Fee	8.50
02/26/2019	208015	Rancho California Water District	08/06/2018	Bill Review Fee	8.50
02/26/2019	208015	Moulton Niguel Water District	01/23/2019	Bill Review Fee	8.50
02/26/2019	208015	Moulton Niguel Water District	01/23/2019	Bill Review Fee	7.83
02/26/2019	208015	Carpinteria Valley Water District	01/29/2018	Bill Review Fee	8.50
02/26/2019	208015	Palmdale Water District	03/14/2018	Bill Review Fee	8.50
02/26/2019	208015	Palmdale Water District	03/14/2018	Bill Review Fee	4.49
02/26/2019	208016	Solano Irrigation District	12/29/2017	Testing/Supplies	67.71
02/26/2019	208017	Yolo County Flood Control & Water Conse	11/21/1991	Life pension	84.00

from 02/16/2019
to 02/28/2019

ACWA Joint Powers Insurance Authority

Sorted By Check

Claims Payment Report

<u>Check Date</u>	<u>Check Number</u>	<u>District Name</u>	<u>Claim Date</u>	<u>Transaction Type</u>	<u>Amount</u>
02/26/2019	208018	Fallbrook Public Utility District	09/11/2018	TTD	747.18
02/26/2019	208019	Fallbrook Public Utility District	10/26/2018	Physical therapy	148.49
02/26/2019	208020	Western Municipal Water District	02/11/2019	Medical, general	152.75
02/26/2019	208021	Fair Oaks Water District	04/26/2018	Photocopy	30.00
02/26/2019	208022	Water Employee Services Authority	12/10/2018	TTD	1,853.02
02/26/2019	208023	Water Employee Services Authority	12/10/2018	TTD	112.10
02/26/2019	208024	Water Employee Services Authority	12/10/2018	TD penalty	11.21
02/26/2019	208025	Florin Resource Conservation District/Elk	01/03/2018	Testing/Supplies	28.20
02/26/2019	208026	San Juan Water District	10/12/2016	PPD	580.00
02/26/2019	208027	Clearlake Oaks County Water District	01/12/2015	Physical therapy	91.32
02/26/2019	208028	South Coast Water District	12/28/2018	Physical therapy	128.08
02/26/2019	208029	Orange County Water District	10/16/2018	Physical therapy	242.82
02/26/2019	208030	Browns Valley Irrigation District	08/02/2018	TTD	1,571.74
02/26/2019	208031	Sweetwater Authority	12/11/2018	Physical therapy	125.65
02/26/2019	208032	Sweetwater Authority	12/11/2018	Physical therapy	103.35
02/26/2019	208033	Yuba County Water Agency	05/08/2017	TTD	167.51
02/26/2019	208034	Westborough Water District	12/08/2018	Medical, general	112.95
02/26/2019	208035	El Dorado Irrigation District	11/29/2016	Medical, general	18.68
02/26/2019	208036	Vallecitos Water District	10/22/2018	Medical, general	141.59
02/26/2019	208037	Vista Irrigation District	04/24/2017	Medical, general	157.33
02/26/2019	208038	San Luis & Delta-Mendota Water Authority	05/04/2018	Medical, general	116.68
02/26/2019	208039	Idyllwild Water District	09/30/2003	Physical therapy	98.68
02/26/2019	208040	Idyllwild Water District	09/30/2003	Physical therapy	98.68
02/26/2019	208041	Idyllwild Water District	09/30/2003	Physical therapy	98.68
02/26/2019	208042	Idyllwild Water District	09/30/2003	Physical therapy	98.68
02/26/2019	208043	Idyllwild Water District	09/30/2003	Physical therapy	98.68
02/26/2019	208044	Idyllwild Water District	09/30/2003	Physical therapy	98.68
02/26/2019	208045	Idyllwild Water District	09/30/2003	Physical therapy	98.68
02/26/2019	208046	Idyllwild Water District	09/30/2003	Physical therapy	101.75
02/26/2019	208047	Valley Center Municipal Water District	09/12/2018	TTD	2,430.54
02/26/2019	208048	Ramona Municipal Water District	11/21/2018	Property - District Property	2,978.79
02/26/2019	208049	Calleguas Municipal Water District	07/31/2017	Med/Legal evaluation	2,854.48
02/26/2019	208050	Carpinteria Valley Water District	01/29/2018	Physical therapy	108.18
02/26/2019	208051	Rancho California Water District	08/06/2018	Physical therapy	191.77
02/26/2019	208052	Las Virgenes Municipal Water District	11/27/2018	Physical therapy	136.13
02/26/2019	208053	Idyllwild Water District	09/30/2003	Medical, general	60.40
02/26/2019	208054	Sierra Lakes County Water District	09/13/2018	Testing/Supplies	467.43
02/26/2019	208055	Vallecitos Water District	01/14/2016	Medical, general	6,352.92
02/26/2019	208056	Humboldt Bay Municipal Water District	05/11/2018	Hospital (Inpatient)	252.57
02/26/2019	208057	San Juan Water District	01/26/2016	Medical, general	310.63
02/26/2019	208058	Fallbrook Public Utility District	09/11/2018	Physical therapy	68.39
02/26/2019	208059	Berrenda Mesa Water District	02/25/2013	Medical, general	91.89
02/26/2019	208060	Moulton Niguel Water District	01/23/2019	Medical, general	74.09
02/26/2019	208061	San Juan Water District	01/31/2019	Testing/Supplies	38.76

from 02/16/2019
to 02/28/2019

ACWA Joint Powers Insurance Authority

Sorted By Check

Claims Payment Report

<u>Check Date</u>	<u>Check Number</u>	<u>District Name</u>	<u>Claim Date</u>	<u>Transaction Type</u>	<u>Amount</u>
02/26/2019	208062	Vallecitos Water District	11/19/2012	Medical, general	106.82
02/26/2019	208063	Florin Resource Conservation District/Elk	12/13/2018	Testing/Supplies	12.44
02/27/2019	208064	Santa Clarita Valley Water Agency	06/12/2018	Adjuster	119.10
02/27/2019	208065	Hi-Desert Water District	01/15/2019	Liability - Small Claims	561.41
02/27/2019	208066	Santa Clarita Valley Water Agency	06/12/2018	Liability - Property Damage	3,207.23
02/27/2019	208067	North Coast County Water District	10/10/2016	Expense General	556.76
02/27/2019	208068	Purissima Hills Water District	08/26/2018	Adjuster	2,224.22
02/27/2019	208069	Valley Center Municipal Water District	09/12/2018	Medical, general	15.00
02/27/2019	208070	Carpinteria Valley Water District	01/24/2012	Legal (Defense)	387.00
02/27/2019	208071	Tulare Irrigation District	10/19/2011	Legal (Defense)	324.00
02/27/2019	208072	Sweetwater Authority	12/11/2018	Bill Review Fee	8.50
02/27/2019	208072	Sweetwater Authority	12/11/2018	Bill Review Fee	8.50
02/27/2019	208072	South Coast Water District	12/28/2018	Bill Review Fee	8.50
02/27/2019	208072	South Coast Water District	12/28/2018	Bill Review Fee	5.65
02/27/2019	208072	Vallecitos Water District	11/20/2012	Bill Review Fee	8.50
02/27/2019	208072	Vallecitos Water District	11/20/2012	Bill Review Fee	3.71
02/27/2019	208072	Sweetwater Authority	03/06/2017	Bill Review Fee	8.50
02/27/2019	208072	Sweetwater Authority	03/06/2017	Bill Review Fee	5.90
02/27/2019	208072	Vallecitos Water District	10/22/2018	Bill Review Fee	8.50
02/27/2019	208072	Vallecitos Water District	10/22/2018	Bill Review Fee	2.20
02/27/2019	208072	Mesa Water District	07/16/2018	Bill Review Fee	8.50
02/27/2019	208072	Mesa Water District	07/16/2018	Bill Review Fee	4.76
02/27/2019	208072	Mesa Water District	10/06/2008	Bill Review Fee	8.50
02/27/2019	208072	Mesa Water District	10/06/2008	Bill Review Fee	5.06
02/27/2019	208072	Fresno Metropolitan Flood Control District	08/25/2018	Bill Review Fee	8.50
02/27/2019	208072	Fresno Metropolitan Flood Control District	08/25/2018	Bill Review Fee	2.34
02/27/2019	208072	Merced Irrigation District	03/27/2009	Bill Review Fee	8.50
02/27/2019	208072	Ramona Municipal Water District	12/19/2018	Bill Review Fee	8.50
02/27/2019	208072	Ramona Municipal Water District	12/19/2018	Bill Review Fee	10.46
02/27/2019	208072	Ramona Municipal Water District	12/19/2018	Bill Review Fee	8.50
02/27/2019	208072	Ramona Municipal Water District	12/19/2018	Bill Review Fee	10.46
02/27/2019	208072	Santa Ynez River WCD Improvement Dist	08/08/2001	Bill Review Fee	8.50
02/27/2019	208072	Water Employee Services Authority	12/10/2018	Bill Review Fee	8.50
02/27/2019	208072	Water Employee Services Authority	12/10/2018	Bill Review Fee	5.39
02/27/2019	208072	Water Employee Services Authority	12/10/2018	Bill Review Fee	8.50
02/27/2019	208072	Water Employee Services Authority	12/10/2018	Bill Review Fee	5.39
02/27/2019	208072	Orange County Water District	10/03/2017	Bill Review Fee	8.50
02/27/2019	208072	Orange County Water District	10/03/2017	Bill Review Fee	13.42
02/27/2019	208072	Sweetwater Authority	04/26/2012	Bill Review Fee	8.50
02/27/2019	208072	Sweetwater Authority	04/26/2012	Bill Review Fee	4.91
02/27/2019	208072	Fallbrook Public Utility District	11/30/2018	Bill Review Fee	8.50
02/27/2019	208072	Fallbrook Public Utility District	11/30/2018	Bill Review Fee	6.00
02/27/2019	208072	Tulare Irrigation District	03/14/2018	Bill Review Fee	8.50
02/27/2019	208072	Tulare Irrigation District	03/14/2018	Bill Review Fee	2.53

from 02/16/2019
to 02/28/2019

ACWA Joint Powers Insurance Authority

Sorted By Check

Claims Payment Report

<u>Check Date</u>	<u>Check Number</u>	<u>District Name</u>	<u>Claim Date</u>	<u>Transaction Type</u>	<u>Amount</u>
02/27/2019	208072	Tulare Irrigation District	10/19/2011	Bill Review Fee	8.50
02/27/2019	208072	Tulare Irrigation District	10/19/2011	Bill Review Fee	5.90
02/27/2019	208072	San Dieguito Water District	01/22/2019	Bill Review Fee	8.50
02/27/2019	208072	San Dieguito Water District	01/22/2019	Bill Review Fee	3.41
02/27/2019	208072	Vista Irrigation District	04/24/2017	Bill Review Fee	8.50
02/27/2019	208072	Vista Irrigation District	04/24/2017	Bill Review Fee	6.02
02/27/2019	208072	Vista Irrigation District	04/24/2017	Bill Review Fee	8.50
02/27/2019	208072	Vista Irrigation District	04/24/2017	Bill Review Fee	5.87
02/27/2019	208072	Wheeler Ridge-Maricopa Water Storage District	12/27/2018	Bill Review Fee	8.50
02/27/2019	208072	Wheeler Ridge-Maricopa Water Storage District	12/27/2018	Bill Review Fee	5.59
02/27/2019	208072	Florin Resource Conservation District/Elk River	01/28/2019	Bill Review Fee	8.50
02/27/2019	208073	Fair Oaks Water District	04/26/2018	Legal (Defense)	3,810.76
02/27/2019	208074	Elsinore Valley Municipal Water District	05/05/2014	Legal (Defense)	1,861.64
02/27/2019	208075	San Luis & Delta-Mendota Water Authority	02/29/2016	Legal (Defense)	50.99
02/27/2019	208076	Elsinore Valley Municipal Water District	06/04/2009	Legal (Defense)	194.08
02/27/2019	208077	Orange County Water District	10/16/2018	Case management service	1,187.36
02/27/2019	208078	Water Employee Services Authority	09/28/2017	Legal (Defense)	121.36
02/27/2019	208079	Las Virgenes Municipal Water District	09/27/2013	Legal (Defense)	2,557.13
02/27/2019	208080	Kern County Water Agency	09/16/2016	Legal (Defense)	75.00
02/27/2019	208081	Glenn-Colusa Irrigation District	03/31/2011	Legal (Defense)	105.00
02/27/2019	208082	Walnut Valley Water District	02/13/2014	Legal (Defense)	736.00
02/27/2019	208083	South Tahoe Public Utility District	11/07/2018	Photocopy	49.00
02/27/2019	208084	South Tahoe Public Utility District	11/07/2018	Photocopy	49.00
02/27/2019	208085	Orange County Water District	09/27/2018	Photocopy	151.50
02/27/2019	208086	Orange County Water District	10/03/2017	Testing/Supplies	612.46
02/27/2019	208087	Carpinteria Valley Water District	01/29/2018	Medical, general	12.50
02/27/2019	208088	Fair Oaks Water District	04/26/2018	Photocopy	242.80
02/27/2019	208089	El Dorado Irrigation District	06/14/2008	Med/Legal evaluation	78.13
02/27/2019	208090	South Tahoe Public Utility District	11/26/2018	Investigation/Subrosa	3,573.63
02/27/2019	208091	Montecito Water District	01/09/2018	Expert	1,254.00
02/27/2019	208092	Water Employee Services Authority	12/10/2018	Physical therapy	122.07
02/27/2019	208093	Water Employee Services Authority	12/10/2018	Physical therapy	122.07
02/27/2019	208094	Fallbrook Public Utility District	11/30/2018	Physical therapy	194.25
02/27/2019	208095	Mesa Water District	07/16/2018	Physical therapy	107.88
02/27/2019	208096	Wheeler Ridge-Maricopa Water Storage District	12/27/2018	Medical, general	126.68
02/27/2019	208097	Tulare Irrigation District	03/14/2018	Medical, general	134.51
02/27/2019	208098	Mesa Water District	10/06/2008	Medical, general	114.61
02/27/2019	208099	Orange County Water District	10/03/2017	Medical, general	559.19
02/27/2019	208100	Sweetwater Authority	04/26/2012	Chiropractor	111.34
02/27/2019	208101	Fresno Metropolitan Flood Control District	08/25/2018	Medical, general	178.12
02/27/2019	208102	Santa Ynez River WCD Improvement District	08/08/2001	Medical, general	161.79
02/27/2019	208103	Merced Irrigation District	03/27/2009	Medical, general	299.69
02/27/2019	208104	Ramona Municipal Water District	12/19/2018	Medical, general	47.16
02/27/2019	208105	Ramona Municipal Water District	12/19/2018	Medical, general	59.45

from 02/16/2019
to 02/28/2019

ACWA Joint Powers Insurance Authority

Sorted By Check

Claims Payment Report

<u>Check Date</u>	<u>Check Number</u>	<u>District Name</u>	<u>Claim Date</u>	<u>Transaction Type</u>	<u>Amount</u>
02/27/2019	208106	South Coast Water District	12/28/2018	Physical therapy	128.08
02/27/2019	208107	Sweetwater Authority	03/06/2017	Medical, general	212.33
02/27/2019	208108	Vallecitos Water District	11/20/2012	Medical, general	133.63
02/27/2019	208109	Sweetwater Authority	12/11/2018	Physical therapy	56.56
02/27/2019	208110	Sweetwater Authority	12/11/2018	Physical therapy	85.95
02/27/2019	208111	Florin Resource Conservation District/Elk	01/28/2019	Medical, general	219.48
02/27/2019	208112	Tulare Irrigation District	10/19/2011	Medical, general	133.69
02/27/2019	208113	Vista Irrigation District	04/24/2017	Medical, general	457.29
02/27/2019	208114	Vallecitos Water District	10/22/2018	Physical therapy	166.90
02/27/2019	208115	Vista Irrigation District	04/24/2017	Medical, general	446.36
02/27/2019	208116	San Dieguito Water District	01/22/2019	Medical, general	258.95
02/28/2019	208117	Kirkwood Meadows Public Utility District	03/25/2017	Expert	8,580.00
02/28/2019	208118	Kirkwood Meadows Public Utility District	03/25/2017	Expense General	618.69
02/28/2019	208119	Kirkwood Meadows Public Utility District	03/25/2017	Expense General	1,467.50
02/28/2019	208120	Kirkwood Meadows Public Utility District	03/25/2017	Expense General	939.10
02/28/2019	208121	Kings River Conservation District	03/02/2018	TTD	1,434.44
02/28/2019	208122	Calleguas Municipal Water District	07/31/2017	Medical, general	137.02
02/28/2019	208123	Berrenda Mesa Water District	07/27/2016	Medical, general	146.50
02/28/2019	208124	Bard Water District	08/20/2012	Medical, general	108.96
02/28/2019	208125	Calleguas Municipal Water District	07/31/2017	Bill Review Fee	8.50
02/28/2019	208125	Calleguas Municipal Water District	07/31/2017	Bill Review Fee	3.81
02/28/2019	208125	San Juan Water District	01/31/2019	Bill Review Fee	8.50
02/28/2019	208125	San Juan Water District	01/31/2019	Bill Review Fee	8.50
02/28/2019	208125	Water Employee Services Authority	09/28/2017	Bill Review Fee	8.50
02/28/2019	208125	Water Employee Services Authority	09/28/2017	Bill Review Fee	12.32
02/28/2019	208125	Chowchilla Water District	01/18/2019	Bill Review Fee	8.50
02/28/2019	208125	Chowchilla Water District	01/18/2019	Bill Review Fee	1.67
02/28/2019	208125	Bard Water District	08/20/2012	Bill Review Fee	8.50
02/28/2019	208125	Bard Water District	08/20/2012	Bill Review Fee	12.09
02/28/2019	208125	Fallbrook Public Utility District	09/11/2018	Bill Review Fee	8.50
02/28/2019	208125	Fallbrook Public Utility District	09/11/2018	Bill Review Fee	2.83
02/28/2019	208125	Berrenda Mesa Water District	07/27/2016	Bill Review Fee	8.50
02/28/2019	208125	Berrenda Mesa Water District	07/27/2016	Bill Review Fee	2.76
02/28/2019	208125	Sweetwater Authority	12/11/2018	Bill Review Fee	8.50
02/28/2019	208125	Sweetwater Authority	12/11/2018	Bill Review Fee	0.58
02/28/2019	208125	Ramona Municipal Water District	01/07/2019	Bill Review Fee	8.50
02/28/2019	208125	Ramona Municipal Water District	01/07/2019	Bill Review Fee	8.16
02/28/2019	208125	Vista Irrigation District	01/09/2019	Bill Review Fee	0.06
02/28/2019	208125	Helix Water District	11/28/2018	Bill Review Fee	8.50
02/28/2019	208125	Crescenta Valley Water District	02/13/2019	Bill Review Fee	8.50
02/28/2019	208125	Crescenta Valley Water District	02/13/2019	Bill Review Fee	2.56
02/28/2019	208125	Fallbrook Public Utility District	11/30/2018	Bill Review Fee	8.50
02/28/2019	208125	Fallbrook Public Utility District	11/30/2018	Bill Review Fee	4.34
02/28/2019	208125	Tulare Irrigation District	10/19/2011	Bill Review Fee	8.50

from 02/16/2019
to 02/28/2019

ACWA Joint Powers Insurance Authority

Sorted By Check

Claims Payment Report

<u>Check Date</u>	<u>Check Number</u>	<u>District Name</u>	<u>Claim Date</u>	<u>Transaction Type</u>	<u>Amount</u>
02/28/2019	208126	Mission Springs Water District	01/05/2011	Legal (Defense)	714.31
02/28/2019	208127	Crescenta Valley Water District	02/13/2019	Medical, general	228.60
02/28/2019	208128	Fallbrook Public Utility District	09/11/2018	Medical, general	91.59
02/28/2019	208129	Fallbrook Public Utility District	11/30/2018	Medical, general	140.51
02/28/2019	208130	Water Employee Services Authority	09/28/2017	Medical, general	235.62
02/28/2019	208131	Sweetwater Authority	09/01/2017	TTD	393.14
02/28/2019	208132	Florin Resource Conservation District/Elk	01/03/2018	Wage loss	808.34
02/28/2019	208133	Ramona Municipal Water District	01/07/2019	TTD	2,126.94
02/28/2019	208134	Chowchilla Water District	01/18/2019	Medical, general	127.00
02/28/2019	208135	Orange County Water District	10/03/2017	TTD	670.04
02/28/2019	208136	Helix Water District	11/28/2018	Medical, general	225.95
02/28/2019	208137	Sweetwater Authority	12/11/2018	Medical, general	110.81
02/28/2019	208138	San Juan Water District	01/31/2019	Medical, general	85.04
02/28/2019	208139	San Juan Water District	01/31/2019	Medical, general	123.32
02/28/2019	208140	Ramona Municipal Water District	01/07/2019	Medical, general	153.00
02/28/2019	208141	Vista Irrigation District	01/09/2019	Medical, general	4.24
02/28/2019	208142	Kirkwood Meadows Public Utility District	03/25/2017	Expert	26,405.20
02/28/2019	208143	North Coast County Water District	10/10/2016	Liability- Bodily Injury	7,500.00
				Total	455,753.02

From 02/16/2019
to 02/28/2019

ACWA Joint Powers Insurance Authority

Sorted By Check Number

Vendor Payment Report

<u>Check Number</u>	<u>Check Date</u>	<u>Name</u>	<u>Invoice Description</u>	<u>Amount</u>	<u>Batch ID</u>
55948	02/20/2019	KATHLEEN JOANNE TIEGS	EXCO PER DIEM 1/16-17/19 CHECK IS LOST IN THE MAIL	(595.12)	7838
55964	02/19/2019	ALPAUGH COMMUNITY SERVICES DISTRICT	RPA Fund Refund for ALPAUGH COMMUNITY SERVICES DISTRICT	576.98	7795
55965	02/19/2019	ALPAUGH IRRIGATION DISTRICT	RPA Fund Refund for ALPAUGH IRRIGATION DISTRICT	4,523.86	7795
55966	02/19/2019	ALTA IRRIGATION DISTRICT	RPA Fund Refund for ALTA IRRIGATION DISTRICT	3,598.23	7795
55967	02/19/2019	AMERICAN RIVER FLOOD CONTROL DISTRICT	RPA Fund Refund for AMERICAN RIVER FLOOD CONTROL DISTRICT	8,170.29	7795
55968	02/19/2019	ANTELOPE VALLEY-EAST KERN WATER AGENCY	RPA Fund Refund for ANTELOPE VALLEY-EAST KERN WATER AGENCY	61,221.11	7795
55969	02/19/2019	AROMAS WATER DISTRICT	RPA Fund Refund for AROMAS WATER DISTRICT	1,177.05	7795
55970	02/19/2019	ARVIN-EDISON WATER STORAGE DISTRICT	RPA Fund Refund for ARVIN-EDISON WATER STORAGE DISTRICT	27,482.81	7795
55971	02/19/2019	BANTA-CARBONA IRRIGATION DISTRICT	RPA Fund Refund for BANTA-CARBONA IRRIGATION DISTRICT	15,440.76	7795
55972	02/19/2019	BARD WATER DISTRICT	RPA Fund Refund for BARD WATER DISTRICT	3,408.03	7795
55973	02/19/2019	BELLA VISTA WATER DISTRICT	RPA Fund Refund for BELLA VISTA WATER DISTRICT	13,728.96	7795
55974	02/19/2019	BELRIDGE WATER STORAGE DISTRICT	RPA Fund Refund for BELRIDGE WATER STORAGE DISTRICT	11,274.78	7795
55975	02/19/2019	BERRENDA MESA WATER DISTRICT	RPA Fund Refund for BERRENDA MESA WATER DISTRICT	28,118.59	7795
55976	02/19/2019	BIG BEAR MUNICIPAL WATER DISTRICT	RPA Fund Refund for BIG BEAR MUNICIPAL WATER DISTRICT	18,853.55	7795
55977	02/19/2019	BODEGA BAY PUBLIC UTILITY DISTRICT	RPA Fund Refund for BODEGA BAY PUBLIC UTILITY DISTRICT	6,939.19	7795
55978	02/19/2019	BOLINAS COMMUNITY PUBLIC UTILITY DISTRICT	RPA Fund Refund for BOLINAS COMMUNITY PUBLIC UTILITY DISTRICT	9,145.14	7795
55979	02/19/2019	BORON COMMUNITY SERVICES DISTRICT	RPA Fund Refund for BORON COMMUNITY SERVICES DISTRICT	1,752.77	7795

From 02/16/2019
to 02/28/2019

ACWA Joint Powers Insurance Authority
Vendor Payment Report

Sorted By Check Number

<u>Check Number</u>	<u>Check Date</u>	<u>Name</u>	<u>Invoice Description</u>	<u>Amount</u>	<u>Batch ID</u>
55980	02/19/2019	BORREGO WATER DISTRICT	RPA Fund Refund for BORREGO WATER DISTRICT	9,464.78	7795
55981	02/19/2019	BROWNS VALLEY IRRIGATION DISTRICT	RPA Fund Refund for BROWNS VALLEY IRRIGATION DISTRICT	13,959.29	7795
55982	02/19/2019	BYRON BETHANY IRRIGATION DISTRICT	RPA Fund Refund for BYRON BETHANY IRRIGATION DISTRICT	16,458.87	7795
55983	02/19/2019	CACHUMA OPERATION AND MAINTENANCE BOARD	RPA Fund Refund for CACHUMA OPERATION AND MAINTENANCE BOARD	25,046.23	7795
55984	02/19/2019	CALAVERAS COUNTY WATER DISTRICT	RPA Fund Refund for CALAVERAS COUNTY WATER DISTRICT	90,826.20	7795
55985	02/19/2019	CALAVERAS PUBLIC UTILITY DISTRICT	RPA Fund Refund for CALAVERAS PUBLIC UTILITY DISTRICT	1,153.04	7795
55986	02/19/2019	CARMICHAEL WATER DISTRICT	RPA Fund Refund for CARMICHAEL WATER DISTRICT	36,484.88	7795
55987	02/19/2019	CARPINTERIA VALLEY WATER DISTRICT	RPA Fund Refund for CARPINTERIA VALLEY WATER DISTRICT	21,567.37	7795
55988	02/19/2019	CASTROVILLE COMMUNITY	RPA Fund Refund for CASTROVILLE COMMUNITY	4,172.59	7795
55989	02/19/2019	CENTERVILLE COMMUNITY SERVICES DST	RPA Fund Refund for CENTERVILLE COMMUNITY SERVICES DST	1,778.41	7795
55990	02/19/2019	CENTRAL CALIFORNIA IRRIGATION DIST.	RPA Fund Refund for CENTRAL CALIFORNIA IRRIGATION DIST.	23,330.51	7795
55991	02/19/2019	CENTRAL COAST WATER AUTHORITY	RPA Fund Refund for CENTRAL COAST WATER AUTHORITY	54,882.70	7795
55992	02/19/2019	CENTRAL SAN JOAQUIN WCD	RPA Fund Refund for CENTRAL SAN JOAQUIN WCD	1,597.00	7795
55993	02/19/2019	CHOWCHILLA WATER DISTRICT	RPA Fund Refund for CHOWCHILLA WATER DISTRICT	8,310.57	7795
55994	02/19/2019	CIRCLE OAKS COUNTY WATER DISTRICT	RPA Fund Refund for CIRCLE OAKS COUNTY WATER DISTRICT	258.88	7795
55995	02/19/2019	COASTSIDE COUNTY WATER DISTRICT	RPA Fund Refund for COASTSIDE COUNTY WATER DISTRICT	35,405.27	7795

From 02/16/2019
to 02/28/2019

ACWA Joint Powers Insurance Authority
Vendor Payment Report

Sorted By Check Number

<u>Check Number</u>	<u>Check Date</u>	<u>Name</u>	<u>Invoice Description</u>	<u>Amount</u>	<u>Batch ID</u>
55996	02/19/2019	CONSOLIDATED IRRIGATION DISTRICT	RPA Fund Refund for CONSOLIDATED IRRIGATION DISTRICT	9,003.96	7795
55997	02/19/2019	CORNING WATER DISTRICT	RPA Fund Refund for CORNING WATER DISTRICT	536.00	7795
55998	02/19/2019	CRESTLINE - LAKE ARROWHEAD WATER AGENCY	RPA Fund Refund for CRESTLINE - LAKE ARROWHEAD WATER AGENCY	3,042.32	7795
55999	02/19/2019	CRESTLINE VILLAGE WATER DISTRICT	RPA Fund Refund for CRESTLINE VILLAGE WATER DISTRICT	9,550.90	7795
56000	02/19/2019	CUCAMONGA VALLEY WATER DISTRICT	RPA Fund Refund for CUCAMONGA VALLEY WATER DISTRICT	146,212.81	7795
56001	02/19/2019	DEL PASO MANOR WATER DISTRICT	RPA Fund Refund for DEL PASO MANOR WATER DISTRICT	7,343.58	7795
56002	02/19/2019	DELANO-EARLIMART IRRIGATION DISTRICT	RPA Fund Refund for DELANO-EARLIMART IRRIGATION DISTRICT	6,184.23	7795
56003	02/19/2019	DESERT WATER AGENCY	RPA Fund Refund for DESERT WATER AGENCY	82,300.83	7795
56004	02/19/2019	DUCOR COMMUNITY SERVICES DISTRICT	RPA Fund Refund for DUCOR COMMUNITY SERVICES DISTRICT	1,007.85	7795
56005	02/19/2019	DUDLEY RIDGE WATER DISTRICT	RPA Fund Refund for DUDLEY RIDGE WATER DISTRICT	523.00	7795
56006	02/19/2019	DUNNIGAN WATER DISTRICT	RPA Fund Refund for DUNNIGAN WATER DISTRICT	1,963.78	7795
56007	02/19/2019	EAST CONTRA COSTA IRRIGATION DISTRICT	RPA Fund Refund for EAST CONTRA COSTA IRRIGATION DISTRICT	48,469.29	7795
56008	02/19/2019	EL TORO WATER DISTRICT	RPA Fund Refund for EL TORO WATER DISTRICT	48,119.38	7795
56009	02/19/2019	ELSINORE VALLEY MUNICIPAL WATER DISTRICT	RPA Fund Refund for Elsinore Valley MWD	155,468.89	7795
56010	02/19/2019	EMPIRE WEST SIDE IRRIGATION DISTRICT	RPA Fund Refund for EMPIRE WEST SIDE IRRIGATION DISTRICT	106.03	7795
56011	02/19/2019	FAIR OAKS WATER DISTRICT	RPA Fund Refund for FAIR OAKS WATER DISTRICT	18,674.41	7795
56012	02/19/2019	FALL RIVER VALLEY COMMUNITY	RPA Fund Refund for FALL RIVER VALLEY COMMUNITY	1,460.71	7795
56013	02/19/2019	FALLBROOK PUBLIC UTILITY DISTRICT	RPA Fund Refund for FALLBROOK PUBLIC UTILITY DISTRICT	90,006.81	7795

From 02/16/2019
to 02/28/2019

ACWA Joint Powers Insurance Authority
Vendor Payment Report

Sorted By Check Number

<u>Check Number</u>	<u>Check Date</u>	<u>Name</u>	<u>Invoice Description</u>	<u>Amount</u>	<u>Batch ID</u>
56014	02/19/2019	FEATHER WATER DISTRICT	RPA Fund Refund for FEATHER WATER DISTRICT	1,040.36	7795
56015	02/19/2019	FREE WATER COUNTY WATER DISTRICT	RPA Fund Refund for FREE WATER COUNTY WATER DISTRICT	884.34	7795
56016	02/19/2019	FRESNO IRRIGATION DISTRICT	RPA Fund Refund for FRESNO IRRIGATION DISTRICT	33,599.94	7795
56017	02/19/2019	FRESNO METROPOLITAN	RPA Fund Refund for FRESNO METROPOLITAN	19,335.27	7795
56018	02/19/2019	FRIANT POWER AUTHORITY	RPA Fund Refund for FRIANT POWER AUTHORITY	2,142.24	7795
56019	02/19/2019	GLENN-COLUSA IRRIGATION DISTRICT	RPA Fund Refund for GLENN-COLUSA IRRIGATION DISTRICT	68,284.33	7795
56020	02/19/2019	GLIDE WATER DISTRICT	RPA Fund Refund for GLIDE WATER DISTRICT	438.00	7795
56021	02/19/2019	GOLDEN HILLS COMMUNITY	RPA Fund Refund for GOLDEN HILLS COMMUNITY	11,109.97	7795
56022	02/19/2019	GOLETA WATER DISTRICT	RPA Fund Refund for GOLETA WATER DISTRICT	33,364.26	7795
56023	02/19/2019	GRAVELY FORD WATER DISTRICT	RPA Fund Refund for GRAVELY FORD WATER DISTRICT	961.50	7795
56024	02/19/2019	HELIX WATER DISTRICT	RPA Fund Refund for HELIX WATER DISTRICT	142,414.12	7795
56025	02/19/2019	HUMBOLDT BAY MUNICIPAL	RPA Fund Refund for HUMBOLDT BAY MUNICIPAL	36,112.86	7795
56026	02/19/2019	HUMBOLDT COMMUNITY SERVICES DIST	RPA Fund Refund for HUMBOLDT COMMUNITY SERVICES DIST	12,291.60	7795
56027	02/19/2019	IDYLLWILD WATER DISTRICT	RPA Fund Refund for IDYLLWILD WATER DISTRICT	7,318.32	7795
56028	02/19/2019	IVANHOE PUBLIC UTILITY DISTRICT	RPA Fund Refund for IVANHOE PUBLIC UTILITY DISTRICT	3,030.58	7795
56029	02/19/2019	JAMES IRRIGATION DISTRICT	RPA Fund Refund for JAMES IRRIGATION DISTRICT	2,667.80	7795
56030	02/19/2019	KANAWHA WATER DISTRICT	RPA Fund Refund for KANAWHA WATER DISTRICT	2,769.88	7795
56031	02/19/2019	KAWEAH DELTA WATER	RPA Fund Refund for KAWEAH DELTA WATER	7,619.91	7795

From 02/16/2019
to 02/28/2019

ACWA Joint Powers Insurance Authority
Vendor Payment Report

Sorted By Check Number

<u>Check Number</u>	<u>Check Date</u>	<u>Name</u>	<u>Invoice Description</u>	<u>Amount</u>	<u>Batch ID</u>
56032	02/19/2019	KAWEAH RIVER POWER AUTHORITY	RPA Fund Refund for KAWEAH RIVER POWER AUTHORITY	314.00	7795
56033	02/19/2019	KERN COUNTY WATER AGENCY	RPA Fund Refund for KERN COUNTY WATER AGENCY	131,702.77	7795
56034	02/19/2019	KERN DELTA WATER DISTRICT	RPA Fund Refund for KERN DELTA WATER DISTRICT	9,812.80	7795
56035	02/19/2019	KERN WATER BANK AUTHORITY	RPA Fund Refund for KERN WATER BANK AUTHORITY	340.95	7795
56036	02/19/2019	KINGS RIVER CONSERVATION DISTRICT	RPA Fund Refund for KINGS RIVER CONSERVATION DISTRICT	52,565.04	7795
56037	02/19/2019	KINGS RIVER WATER DISTRICT	RPA Fund Refund for KINGS RIVER WATER DISTRICT	881.50	7795
56038	02/19/2019	KINNELOA IRRIGATION DISTRICT	RPA Fund Refund for KINNELOA IRRIGATION DISTRICT	5,969.27	7795
56039	02/19/2019	LA CANADA IRRIGATION DISTRICT	RPA Fund Refund for LA CANADA IRRIGATION DISTRICT	7,598.64	7795
56040	02/19/2019	LA HABRA HEIGHTS COUNTY	RPA Fund Refund for LA HABRA HEIGHTS COUNTY	7,474.65	7795
56041	02/19/2019	LAGUNA BEACH COUNTY WATER DISTRICT	RPA Fund Refund for LAGUNA BEACH COUNTY WATER DISTRICT	1,839.69	7795
56042	02/19/2019	LAKESIDE IRRIGATION WATER DISTRICT	RPA Fund Refund for LAKESIDE IRRIGATION WATER DISTRICT	244.30	7795
56043	02/19/2019	LAKESIDE WATER DISTRICT	RPA Fund Refund for LAKESIDE WATER DISTRICT	645.37	7795
56044	02/19/2019	LATON COMMUNITY SERVICES DISTRICT	RPA Fund Refund for LATON COMMUNITY SERVICES DISTRICT	2,726.85	7795
56045	02/19/2019	LAYTONVILLE COUNTY WATER DISTRICT	RPA Fund Refund for LAYTONVILLE COUNTY WATER DISTRICT	974.76	7795
56046	02/19/2019	LE GRAND-ATHLONE WATER DISTRICT	RPA Fund Refund for LE GRAND-ATHLONE WATER DISTRICT	344.00	7795
56047	02/19/2019	LITTLE ROCK CREEK IRRIGATION DIST	RPA Fund Refund for LITTLE ROCK CREEK IRRIGATION DIST	3,836.67	7795
56048	02/19/2019	LOS ALAMOS CSD	RPA Fund Refund for LOS ALAMOS CSD	4,566.76	7795
56049	02/19/2019	MADERA IRRIGATION DISTRICT	RPA Fund Refund for MADERA IRRIGATION DISTRICT	20,067.82	7795

From 02/16/2019
to 02/28/2019

ACWA Joint Powers Insurance Authority
Vendor Payment Report

Sorted By Check Number

<u>Check Number</u>	<u>Check Date</u>	<u>Name</u>	<u>Invoice Description</u>	<u>Amount</u>	<u>Batch ID</u>
56050	02/19/2019	MADERA-CHOWCHILLA WATER AND POWER AUTHORITY	RPA Fund Refund for MADERA-CHOWCHILLA WATER AND POWER AUTHORITY	1,678.00	7795
56051	02/19/2019	MAINE PRAIRIE WATER DISTRICT	RPA Fund Refund for MAINE PRAIRIE WATER DISTRICT	1,762.51	7795
56052	02/19/2019	MAJESTIC PINES COMMUNITY SERVICES DISTRICT	RPA Fund Refund for MAJESTIC PINES COMMUNITY SERVICES DISTRICT	3,369.97	7795
56053	02/19/2019	MAMMOTH COMMUNITY WATER DISTRICT	RPA Fund Refund for MAMMOTH COMMUNITY WATER DISTRICT	66,611.23	7795
56054	02/19/2019	MARINA COAST WATER DISTRICT	RPA Fund Refund for MARINA COAST WATER DISTRICT	14,281.27	7795
56055	02/19/2019	MERCED IRRIGATION DISTRICT	RPA Fund Refund for MERCED IRRIGATION DISTRICT	139,352.45	7795
56056	02/19/2019	MESA WATER DISTRICT	RPA Fund Refund for MESA WATER DISTRICT	63,221.50	7795
56057	02/19/2019	MIDWAY HEIGHTS COUNTY WATER DISTRICT	RPA Fund Refund for MIDWAY HEIGHTS COUNTY WATER DISTRICT	5,442.31	7795
56058	02/19/2019	MILLVIEW COUNTY WATER DISTRICT	RPA Fund Refund for MILLVIEW COUNTY WATER DISTRICT	1,838.04	7795
56059	02/19/2019	MISSION HILLS COMMUNITY SERVICES DISTRICT	RPA Fund Refund for MISSION HILLS COMMUNITY SERVICES DISTRICT	5,578.45	7795
56060	02/19/2019	MOJAVE PUBLIC UTILITY DISTRICT	RPA Fund Refund for MOJAVE PUBLIC UTILITY DISTRICT	6,008.04	7795
56061	02/19/2019	MONTAGUE WATER CONSERVATION DIST.	RPA Fund Refund for MONTAGUE WATER CONSERVATION DIST.	1,177.69	7795
56062	02/19/2019	MONTECITO WATER DISTRICT	RPA Fund Refund for MONTECITO WATER DISTRICT	33,821.04	7795
56063	02/19/2019	MOULTON NIGUEL WATER DISTRICT	RPA Fund Refund for MOULTON NIGUEL WATER DISTRICT	96,328.95	7795
56064	02/19/2019	MOUNTAIN GATE COMMUNITY	RPA Fund Refund for MOUNTAIN GATE COMMUNITY	3,000.90	7795
56065	02/19/2019	MUNICIPAL WATER DISTRICT	RPA Fund Refund for MUNICIPAL WATER DISTRICT	18,374.20	7795

From 02/16/2019
to 02/28/2019

ACWA Joint Powers Insurance Authority
Vendor Payment Report

Sorted By Check Number

<u>Check Number</u>	<u>Check Date</u>	<u>Name</u>	<u>Invoice Description</u>	<u>Amount</u>	<u>Batch ID</u>
56066	02/19/2019	NORTH DELTA WATER AGENCY	RPA Fund Refund for NORTH DELTA WATER AGENCY	966.00	7795
56067	02/19/2019	NORTH SAN JOAQUIN WATER	RPA Fund Refund for NORTH SAN JOAQUIN WATER	379.59	7795
56068	02/19/2019	NORTH YUBA WATER DISTRICT	RPA Fund Refund for NORTH YUBA WATER DISTRICT	3,627.48	7795
56069	02/19/2019	ORANGE COVE IRRIGATION DISTRICT	RPA Fund Refund for ORANGE COVE IRRIGATION DISTRICT	2,596.32	7795
56070	02/19/2019	ORANGE COUNTY WATER DISTRICT	RPA Fund Refund for ORANGE COUNTY WATER DISTRICT	139,321.15	7795
56071	02/19/2019	ORCHARD DALE WATER DISTRICT	RPA Fund Refund for ORCHARD DALE WATER DISTRICT	2,127.72	7795
56072	02/19/2019	OROSI PUBLIC UTILITY DISTRICT	RPA Fund Refund for OROSI PUBLIC UTILITY DISTRICT	4,017.30	7795
56073	02/19/2019	PACHECO WATER DISTRICT	RPA Fund Refund for PACHECO WATER DISTRICT	369.68	7795
56074	02/19/2019	PAJARO VALLEY WATER	RPA Fund Refund for PAJARO VALLEY WATER	11,169.99	7795
56075	02/19/2019	PALMDALE WATER DISTRICT	RPA Fund Refund for PALMDALE WATER DISTRICT	54,049.68	7795
56076	02/19/2019	PALO VERDE IRRIGATION DISTRICT	RPA Fund Refund for PALO VERDE IRRIGATION DISTRICT	28,029.74	7795
56077	02/19/2019	PATTERSON IRRIGATION DISTRICT	RPA Fund Refund for PATTERSON IRRIGATION DISTRICT	25,708.70	7795
56078	02/19/2019	PEBBLE BEACH COMMUNITY SERVICES DST	RPA Fund Refund for PEBBLE BEACH COMMUNITY SERVICES DST	19,279.17	7795
56079	02/19/2019	PICO WATER DISTRICT	RPA Fund Refund for PICO WATER DISTRICT	15,137.92	7795
56080	02/19/2019	PINYON PINES COUNTY WATER DISTRICT	RPA Fund Refund for PINYON PINES COUNTY WATER DISTRICT	398.00	7795
56081	02/19/2019	PIXLEY IRRIGATION DISTRICT	RPA Fund Refund for PIXLEY IRRIGATION DISTRICT	1,775.91	7795
56082	02/19/2019	PLACER COUNTY WATER AGENCY	RPA Fund Refund for PLACER COUNTY WATER AGENCY	13,797.97	7795

From 02/16/2019
to 02/28/2019

ACWA Joint Powers Insurance Authority
Vendor Payment Report

Sorted By Check Number

<u>Check Number</u>	<u>Check Date</u>	<u>Name</u>	<u>Invoice Description</u>	<u>Amount</u>	<u>Batch ID</u>
56083	02/19/2019	PLEASANT VALLEY COUNTY WATER DIST.	RPA Fund Refund for PLEASANT VALLEY COUNTY WATER DIST.	1,873.04	7795
56084	02/19/2019	P-W-R JOINT WATER LINE COMMISSION	RPA Fund Refund for P-W-R JOINT WATER LINE COMMISSION	306.00	7795
56085	02/19/2019	PRINCETON-CODORA-G LENN	RPA Fund Refund for PRINCETON-CODORA-GL ENN	3,704.48	7795
56086	02/19/2019	PROVIDENT IRRIGATION DISTRICT	RPA Fund Refund for PROVIDENT IRRIGATION DISTRICT	722.50	7795
56087	02/19/2019	QUARTZ HILL WATER DISTRICT	RPA Fund Refund for QUARTZ HILL WATER DISTRICT	7,980.36	7795
56088	02/19/2019	RAINBOW MUNICIPAL WATER DISTRICT	RPA Fund Refund for RAINBOW MUNICIPAL WATER DISTRICT	6,088.66	7795
56089	02/19/2019	RAMIREZ WATER DISTRICT	RPA Fund Refund for RAMIREZ WATER DISTRICT	360.00	7795
56090	02/19/2019	RAMONA MUNICIPAL WATER DISTRICT	RPA Fund Refund for RAMONA MUNICIPAL WATER DISTRICT	78,330.19	7795
56091	02/19/2019	RANCHO CALIFORNIA WATER DISTRICT	RPA Fund Refund for RANCHO CALIFORNIA WATER DISTRICT	124,137.07	7795
56092	02/19/2019	RECLAMATION DISTRICT #108	RPA Fund Refund for RECLAMATION DISTRICT #108	25,571.57	7795
56093	02/19/2019	RECLAMATION DISTRICT #1500	RPA Fund Refund for RECLAMATION DISTRICT #1500	2,332.36	7795
56094	02/19/2019	RECLAMATION DISTRICT # 2068	RPA Fund Refund for RECLAMATION DISTRICT # 2068	7,634.95	7795
56095	02/19/2019	RECLAMATION DISTRICT No. 2047	RPA Fund Refund for RECLAMATION DISTRICT No. 2047	376.26	7795
56096	02/19/2019	REDWOOD VALLEY COUNTY WATER DIST.	RPA Fund Refund for REDWOOD VALLEY COUNTY WATER DIST.	5,141.67	7795
56097	02/19/2019	RICHVALE IRRIGATION DISTRICT	RPA Fund Refund for RICHVALE IRRIGATION DISTRICT	310.87	7795
56098	02/19/2019	RINCON DEL DIABLO	RPA Fund Refund for RINCON DEL DIABLO	7,638.22	7795
56099	02/19/2019	RIO ALTO WATER DISTRICT	RPA Fund Refund for RIO ALTO WATER DISTRICT	3,145.14	7795
56100	02/19/2019	RIO LINDA/ELVERTA COMMUNITY	RPA Fund Refund for RIO LINDA/ELVERTA COMMUNITY	7,457.35	7795

From 02/16/2019
to 02/28/2019

ACWA Joint Powers Insurance Authority
Vendor Payment Report

Sorted By Check Number

<u>Check Number</u>	<u>Check Date</u>	<u>Name</u>	<u>Invoice Description</u>	<u>Amount</u>	<u>Batch ID</u>
56101	02/19/2019	RIVERDALE IRRIGATION DISTRICT	RPA Fund Refund for RIVERDALE IRRIGATION DISTRICT	181.80	7795
56102	02/19/2019	ROWLAND WATER DISTRICT	RPA Fund Refund for ROWLAND WATER DISTRICT	4,815.94	7795
56103	02/19/2019	Rural North Vacaville Water District	RPA Fund Refund for Rural North Vacaville Water District	384.76	7795
56104	02/19/2019	SAN BENITO COUNTY WATER DISTRICT	RPA Fund Refund for SAN BENITO COUNTY WATER DISTRICT	19,490.47	7795
56105	02/19/2019	SAN BERNARDINO VALLEY W.C.D.	RPA Fund Refund for SAN BERNARDINO VALLEY W.C.D.	4,525.18	7795
56106	02/19/2019	SAN DIEGO COUNTY WATER AUTHORITY	RPA Fund Refund for SAN DIEGO COUNTY WATER AUTHORITY	18,051.92	7795
56107	02/19/2019	SAN DIEGUITO WATER DISTRICT	RPA Fund Refund for SAN DIEGUITO WATER DISTRICT	35,838.80	7795
56108	02/19/2019	SAN GABRIEL COUNTY WATER DISTRICT	RPA Fund Refund for SAN GABRIEL COUNTY WATER DISTRICT	15,477.79	7795
56109	02/19/2019	SAN GABRIEL VALLEY MUNICIPAL WATER DISTRICT	RPA Fund Refund for SAN GABRIEL VALLEY MUNICIPAL WATER DISTRICT	5,714.26	7795
56110	02/19/2019	SAN GORGONIO PASS WATER AGENCY	RPA Fund Refund for SAN GORGONIO PASS WATER AGENCY	4,713.04	7795
56111	02/19/2019	SAN JOAQUIN RIVER EXCHANGE	RPA Fund Refund for SAN JOAQUIN RIVER EXCHANGE	1,301.26	7795
56112	02/19/2019	SAN JUAN RIDGE COUNTY WATER DISTRICT	RPA Fund Refund for SAN JUAN RIDGE COUNTY WATER DISTRICT	594.00	7795
56113	02/19/2019	SAN JUAN WATER DISTRICT	RPA Fund Refund for SAN JUAN WATER DISTRICT	66,153.62	7795
56114	02/19/2019	SAN LUIS AND DELTA-MENDOTA WATER AUTHORITY	RPA Fund Refund for SAN LUIS AND DELTA-MENDOTA WATER AUTHORITY	107,107.71	7795
56115	02/19/2019	SANTA FE IRRIGATION DISTRICT	RPA Fund Refund for SANTA FE IRRIGATION DISTRICT	26,331.24	7795
56116	02/19/2019	SANTA YNEZ RIVER WATER CONSERVATION	RPA Fund Refund for SANTA YNEZ RIVER WATER CONSERVATION	15,481.80	7795
56117	02/19/2019	SAUCELITO IRRIGATION DISTRICT	RPA Fund Refund for SAUCELITO IRRIGATION DISTRICT	3,417.38	7795

From 02/16/2019
to 02/28/2019

ACWA Joint Powers Insurance Authority
Vendor Payment Report

Sorted By Check Number

<u>Check Number</u>	<u>Check Date</u>	<u>Name</u>	<u>Invoice Description</u>	<u>Amount</u>	<u>Batch ID</u>
56118	02/19/2019	SCOTT VALLEY IRRIGATION DISTRICT	RPA Fund Refund for SCOTT VALLEY IRRIGATION DISTRICT	991.00	7795
56119	02/19/2019	SCOTTS VALLEY WATER DISTRICT	RPA Fund Refund for SCOTTS VALLEY WATER DISTRICT	28,997.82	7795
56120	02/19/2019	SEMITROPIC WATER STORAGE DISTRICT	RPA Fund Refund for SEMITROPIC WATER STORAGE DISTRICT	33,221.89	7795
56121	02/19/2019	SHAFTER-WASCO IRRIGATION DISTRICT	RPA Fund Refund for SHAFTER-WASCO IRRIGATION DISTRICT	954.99	7795
56122	02/19/2019	SIERRA CEDARS COMMUNITY	RPA Fund Refund for SIERRA CEDARS COMMUNITY	1,315.09	7795
56123	02/19/2019	SIERRA LAKES COUNTY WATER DISTRICT	RPA Fund Refund for SIERRA LAKES COUNTY WATER DISTRICT	3,675.23	7795
56124	02/19/2019	SOLANO IRRIGATION DISTRICT	RPA Fund Refund for SOLANO IRRIGATION DISTRICT	126,680.35	7795
56125	02/19/2019	SONOMA MOUNTAIN COUNTY	RPA Fund Refund for SONOMA MOUNTAIN COUNTY	241.49	7795
56126	02/19/2019	SOUTH COAST WATER DISTRICT-	RPA Fund Refund for SOUTH COAST WATER DISTRICT-	1,283.78	7795
56127	02/19/2019	SOUTH FEATHER WATER & POWER AGENCY	RPA Fund Refund for SOUTH FEATHER WATER & POWER AGENCY	116,428.34	7795
56128	02/19/2019	SOUTH MONTEBELLO IRRIGATION DIST.	RPA Fund Refund for SOUTH MONTEBELLO IRRIGATION DIST.	471.07	7795
56129	02/19/2019	SOUTH SUTTER WATER DISTRICT	RPA Fund Refund for SOUTH SUTTER WATER DISTRICT	10,440.27	7795
56130	02/19/2019	SPRINGVILLE PUBLIC UTILITY DISTRICT	RPA Fund Refund for SPRINGVILLE PUBLIC UTILITY DISTRICT	256.89	7795
56131	02/19/2019	STINSON BEACH COUNTY WATER DISTRICT	RPA Fund Refund for STINSON BEACH COUNTY WATER DISTRICT	4,024.56	7795
56132	02/19/2019	STOCKTON EAST WATER DISTRICT	RPA Fund Refund for STOCKTON EAST WATER DISTRICT	64,158.57	7795
56133	02/19/2019	SUTTER EXTENSION WATER DISTRICT	RPA Fund Refund for SUTTER EXTENSION WATER DISTRICT	5,569.98	7795
56134	02/19/2019	SWEETWATER AUTHORITY	RPA Fund Refund for SWEETWATER AUTHORITY	310,582.16	7795

From 02/16/2019
to 02/28/2019

ACWA Joint Powers Insurance Authority
Vendor Payment Report

Sorted By Check Number

<u>Check Number</u>	<u>Check Date</u>	<u>Name</u>	<u>Invoice Description</u>	<u>Amount</u>	<u>Batch ID</u>
56135	02/19/2019	TEHAMA-COLUSA CANAL AUTHORITY	RPA Fund Refund for TEHAMA-COLUSA CANAL AUTHORITY	3,431.53	7795
56136	02/19/2019	THERMALITO WATER AND SEWER DISTRICT	RPA Fund Refund for THERMALITO WATER AND SEWER DISTRICT	7,644.81	7795
56137	02/19/2019	THREE VALLEYS MWD	RPA Fund Refund for THREE VALLEYS MWD	21,358.96	7795
56138	02/19/2019	TRABUCO CANYON WATER DISTRICT	RPA Fund Refund for TRABUCO CANYON WATER DISTRICT	20,348.91	7795
56139	02/19/2019	TULARE IRRIGATION DISTRICT	RPA Fund Refund for TULARE IRRIGATION DISTRICT	35,576.29	7795
56140	02/19/2019	TULARE LAKE BASIN WATER DISTRICT	RPA Fund Refund for TULARE LAKE BASIN WATER DISTRICT	6,666.09	7795
56141	02/19/2019	UPPER SAN GABRIEL VALLEY MWD	RPA Fund Refund for UPPER SAN GABRIEL VALLEY MWD	7,277.30	7795
56142	02/19/2019	Utica Power Authority	RPA Fund Refund for Utica Power Authority	4,874.73	7795
56143	02/19/2019	VALLECITOS WATER DISTRICT	RPA Fund Refund for VALLECITOS WATER DISTRICT	165,805.97	7795
56144	02/19/2019	VALLEY CENTER MUNICIPAL WATER DISTRICT	RPA Fund Refund for VALLEY CENTER MUNICIPAL WATER DISTRICT	34,385.92	7795
56145	02/19/2019	VALLEY COUNTY WATER DISTRICT	RPA Fund Refund for VALLEY COUNTY WATER DISTRICT	23,640.22	7795
56146	02/19/2019	VALLEY OF THE MOON WATER DISTRICT	RPA Fund Refund for VALLEY OF THE MOON WATER DISTRICT	1,057.94	7795
56147	02/19/2019	VANDENBERG VILLAGE CSD	RPA Fund Refund for VANDENBERG VILLAGE CSD	7,709.86	7795
56148	02/19/2019	VISTA IRRIGATION DISTRICT	RPA Fund Refund for VISTA IRRIGATION DISTRICT	10,456.19	7795
56149	02/19/2019	WALNUT VALLEY WATER DISTRICT	RPA Fund Refund for WALNUT VALLEY WATER DISTRICT	88,684.14	7795
56150	02/19/2019	WATER REPLENISHMENT DISTRICT OF SOUTHERN CALIFORNIA	RPA Fund Refund for WATER REPLENISHMENT DISTRICT OF SOUTHERN CALIFORNIA	18,198.31	7795
56151	02/19/2019	WEAVERVILLE COMMUNITY SERVICES DIST	RPA Fund Refund for WEAVERVILLE COMMUNITY SERVICES DIST	2,627.88	7795

From 02/16/2019
to 02/28/2019

ACWA Joint Powers Insurance Authority
Vendor Payment Report

Sorted By Check Number

<u>Check Number</u>	<u>Check Date</u>	<u>Name</u>	<u>Invoice Description</u>	<u>Amount</u>	<u>Batch ID</u>
56152	02/19/2019	WEST ORANGE COUNTY WATER BOARD	RPA Fund Refund for WEST ORANGE COUNTY WATER BOARD	9,729.75	7795
56153	02/19/2019	WESTBOROUGH WATER DISTRICT	RPA Fund Refund for WESTBOROUGH WATER DISTRICT	8,594.87	7795
56154	02/19/2019	WEST BASIN MUNICIPAL WATER DISTRICT	RPA Fund Refund for WEST BASIN MUNICIPAL WATER DISTRICT	46,755.69	7795
56155	02/19/2019	WESTERN CANAL WATER DISTRICT	RPA Fund Refund for WESTERN CANAL WATER DISTRICT	13,753.77	7795
56156	02/19/2019	WHEELER RIDGE-MARICOPA WSD	RPA Fund Refund for WHEELER RIDGE-MARICOPA WSD	38,151.70	7795
56157	02/19/2019	YOLO COUNTY FLOOD CONTROL	RPA Fund Refund for YOLO COUNTY FLOOD CONTROL	44,341.90	7795
56158	02/19/2019	YUIMA MUNICIPAL WATER DISTRICT	RPA Fund Refund for YUIMA MUNICIPAL WATER DISTRICT	4,235.03	7795
56159	02/21/2019	STEVEN E. LAMAR	EXCO TRAVEL FOR PERSCO MTG 1/16/19	345.24	7837
56160	02/21/2019	ALLIANT INSURANCE SERVICES INC-	19-20 EMPLOYEE DISHONESTY BOND KEWEAH RIVER PA POLICY #72BDDHC2385 4/1/19 TO 4/1/20	531.00	7837
56161	02/21/2019	ALLIANT INSURANCE SERVICES INC-	PUBLIC OFFICIAL BOND - BART FISHER 19-20 4/1/19-4/1/20 POLICY NUMBER #72BSBHV8006	400.00	7837
56162	02/21/2019	ALLIANT INSURANCE SERVICES INC-	19-20 PUBLIC OFFICIAL BOND - DANIEL E ROBINSON 4/1/19 TO 4/1/20 POLICY #72BSBHV7998	400.00	7837
56163	02/21/2019	ALLIANT INSURANCE SERVICES INC-	19-20 PUBLIC OFFICIAL BOND - RICHARD GILMORE 4/1/19 TO 4/1/20 POLICY #72BSBHV8014	400.00	7837
56164	02/21/2019	ALLIANT INSURANCE SERVICES INC-	19-20 PUBLIC OFFICIAL BOND - CHARLES VAN DYKE 4/1/20 TO 4/1/20 POLICY #72BSBHV8008	400.00	7837
56165	02/21/2019	ALLIANT INSURANCE SERVICES INC-	19-20 PUBLIC OFFICAL BOND - DUANE BERGER 4/1/19 TO 4/1/20 POLICY #72BSBHV8003	400.00	7837

From 02/16/2019
to 02/28/2019

ACWA Joint Powers Insurance Authority
Vendor Payment Report

Sorted By Check Number

<u>Check Number</u>	<u>Check Date</u>	<u>Name</u>	<u>Invoice Description</u>	<u>Amount</u>	<u>Batch ID</u>
56166	02/21/2019	ALLIANT INSURANCE SERVICES INC-	19-20 PUBLIC OFFICIAL BOND - GARY BRYCE 4/1/19 TO 4/1/20 POLICY #72BSBHV8018	400.00	7837
56167	02/21/2019	ALLIANT INSURANCE SERVICES INC-	19-20 PUBLIC OFFICIAL BOND - GRANT M CHAFFIN 4/1/19 TO 4/1/20 POLICY #72BSBHV8016	400.00	7837
56168	02/21/2019	ALLIANT INSURANCE SERVICES INC-	19-20 PPUBLIC OFFICIAL BOND - JOHN E SELLER 4/1/19 TO 4/1/20 POLICY #72BSBHV8012	400.00	7837
56169	02/21/2019	ALLIANT INSURANCE SERVICES INC-	19-20 PUBLIC OFFICIAL BOND - DONNA S CALDWELL 4/1/19 TO 4/1/20 POLICY #72BSBAE2281	100.00	7837
56170	02/21/2019	ALLIANT INSURANCE SERVICES INC-	19-20 PUBLIC OFFICIAL BOND - PEGGY J BURKETT 4/1/19 TO 4/1/20 DELANO-EARLIMART POLICY #72BSBBM8028	100.00	7837
56171	02/21/2019	ALLIANT INSURANCE SERVICES INC-	19-20 PUBLIC OFFICIAL BOND - ERIC R QUINLEY 4/1/19 TO 4/1/20 DELANO-EARLIMART POLICY #72BSBHK0243	400.00	7837
56172	02/21/2019	ALLIANT INSURANCE SERVICES INC-	19-20 PUBLIC OFFICIAL BOND - DONITA HENDRIX 4/1/19 TO 4/1/20 DUNNINGAN WD POLICY #72BSBCQ0507	100.00	7837
56173	02/21/2019	ALLIANT INSURANCE SERVICES INC-	19-20 PUBLIC OFFICIAL BOND - REBECCA GIPSON 4/1/19 TO 4/1/20 FRAZIER PARK POLICY #72BSBFI1321	800.00	7837
56174	02/21/2019	ALLIANT INSURANCE SERVICES INC-	19-20 PUBLIC OFFICIAL BOND - LISA SCHOENBERG 4/1/19 TO 4/1/20 POLICY #72BSBDA0185 FRAZIER PARK	800.00	7837
56175	02/21/2019	ALLIANT INSURANCE SERVICES INC-	19-20 PUBLIC OFFICIAL BOND - GERALD GARCIA 4/1/19 TO 4/1/20 POLICY #72BSBEQ7665 FRAZIER PARK	800.00	7837

From 02/16/2019
to 02/28/2019

ACWA Joint Powers Insurance Authority
Vendor Payment Report

Sorted By Check Number

<u>Check Number</u>	<u>Check Date</u>	<u>Name</u>	<u>Invoice Description</u>	<u>Amount</u>	<u>Batch ID</u>
56176	02/21/2019	ALLIANT INSURANCE SERVICES INC-	19-20 PUBLIC OFFICIAL BOND- BRAHMA NEYMAN 4/1/19 TO 4/1/20 POLICY #72BSBHI9582 FRAZIER PARK PUD	800.00	7837
56177	02/21/2019	ALLIANT INSURANCE SERVICES INC-	19-20 PUBLIC OFFICIAL BOND - TERRY KELLING 5/1/19 TO 5/1/20 POLICY #72BSBHR0692 FRAZIER PARK	800.00	7837
56178	02/21/2019	ALLIANT INSURANCE SERVICES INC-	19-20 PUBLIC OFFICIAL BOND - TERRI GILL 4/1/19 TO 4/1/20 POLICY #72BSBFQ0622 LAGUNA ID	400.00	7837
56179	02/21/2019	ALLIANT INSURANCE SERVICES INC-	19-20 PUBLIC OFFICIAL BOND - THOMAS L COLEMAN 4/1/19 TO 4/1/20 POLICY #72BSBHI9606 ROWLAND WATER DISTRICT	800.00	7837
56180	02/21/2019	ALLIANT INSURANCE SERVICES INC-	19-20 PUBLIC OFFICIAL BOND - JERRY VILANDER 4/1/19 TO 4/1/20 POLICY #72BSBGR1370 SERRANO WD	400.00	7837
56181	02/21/2019	ALLIANT INSURANCE SERVICES INC-	19-20 PUBLIC OFFICIAL BOND - ANDERS M CHRISTENSEN 4/1/19 TO 4/1/20 POLICY #72BSBBM8030 WOODBRIIDGE ID	100.00	7837
56182	02/21/2019	Cisco WebEx, LLC	TELECONFERENCE BILLING JAN 8 TO FEB 7, 2019	998.22	7837
56183	02/21/2019	CLARK PEST CONTROL	PEST CONTROL SERVICE 2/12/19	82.00	7837
56184	02/21/2019	CV STRATEGIES	STRATEGIC COMMUNICATION SERVICES FOR JANUARY 2019	2,433.75	7837
56185	02/21/2019	HELIX WATER DISTRICT	SMALL CLAIM ADMIN FEE CLAIM #19-0471	100.00	7837
56186	02/21/2019	ISO SERVICES, INC.	UF CLAIMS MONO-LINE JANUARY 2019	149.50	7837
56187	02/21/2019	KIRTON MCCONKIE	PROFESSIONAL SERVICES: CLIENT MATTER: 29534-1 GENERAL REGARDING CAPTIVE-JANUARY 2019	507.00	7837

From 02/16/2019
to 02/28/2019

ACWA Joint Powers Insurance Authority
Vendor Payment Report

Sorted By Check Number

<u>Check Number</u>	<u>Check Date</u>	<u>Name</u>	<u>Invoice Description</u>	<u>Amount</u>	<u>Batch ID</u>
56188	02/21/2019	SECRETARY OF STATE	JPIA QUARTERLY FILING FEE WITH THE SECRETARY OF STATE CALIFORNIA	1.00	7837
56189	02/21/2019	THE KIPLINGER LETTER	ACCT# 018039537 1 YEAR SUBSCRIPTION	108.00	7837
56190	02/21/2019	KEVIN J. CUTIGNI	MAINTENANCE AND REPAIRS 2/12/19	1,122.08	7837
56191	02/21/2019	UNITED STATES TREASURY	IRS PAYROLL DEDUCTION AGREEMENT FOR PAYROLL 2/15/19	265.00	7837
56192	02/21/2019	UNITED PARCEL SERVICE	DELIVERY SERVICE 2/4/19 TO 2/8/19	470.61	7837
56193	02/21/2019	XEROX CORPORATION	WC4260X PRINTER PERIODIC PAYMENT CUSTOMER# 954237202	90.42	7837
56194	02/28/2019	TANDRA L. VAUGHAN	PARMA CONFERENCE MISC TIP FOR SHUTTLE DRIVER	4.00	7870
56195	02/28/2019	ALHAMBRA	COFFEE SUPPLIES AND RENTAL	120.45	7870
56196	02/28/2019	DENISE J. DURAN-HANRATTY	BLUE CLAIM CHECKS BASE ORDER #185601-196600	2,033.49	7870
56197	02/28/2019	FALLBROOK PUBLIC UTILITY DISTRICT	SMALL CLAIM ADMIN FEES CLAIMS #19-0490, 19-0491, 19-0492, 19-0493, 19-0494, 19-0495, 19-0497, 19-0498, 19-0499	900.00	7870
56198	02/28/2019	HI-DESERT WATER DISTRICT	SMALL CLAIM ADMIN FEE CLAIM #19-0511	100.00	7870
56199	02/28/2019	POSITIVE PROMOTIONS, INC.	SAMPLE OF WAVE AWARD FOR EMPLOYEES	25.34	7870
56200	02/28/2019	RALPH SCOTT	MONTHLY SERVICE AND SUPPLIES FOR FEBRUARY 2019	2,134.48	7870
56201	02/28/2019	RAND COMMUNITIES WATER DISTRICT	CREDIT TO BE REFUNDED PER J. RECH - RAND CWD NOT PLANNING TO RE-APPLY FOR EB BENEFITS AT THIS TIME.	1,867.34	7870
56202	02/28/2019	UNITED PARCEL SERVICE	DELIVERY SERVICE 2/19/19 TO 2/22/19	421.65	7870
ACH: 0005582	02/19/2019	BANK CARD CENTER	VISA CARD PAYMENT FOR STATEMENT CLOSING JANUARY 28, 2019	19,319.62	7834
ACH: 0005584	02/21/2019	DAVID A DRAKE	EXCO PER DIEM 2/19/19 BOARD TRAINING WEBINAR	312.00	7844

From 02/16/2019
to 02/28/2019

ACWA Joint Powers Insurance Authority
Vendor Payment Report

Sorted By Check Number

<u>Check Number</u>	<u>Check Date</u>	<u>Name</u>	<u>Invoice Description</u>	<u>Amount</u>	<u>Batch ID</u>
ACH: 0005585	02/21/2019	ROBIN FLINT	MEMBER TRAINING MEALS/MISC 1/29/19	112.04	7844
ACH: 0005586	02/21/2019	EDWARD G. GLADBACH	CELL PHONE REIMBURSEMENT JAN 5 TO FEB 4, 2019	50.00	7844
ACH: 0005587	02/21/2019	PETER KUCHINSKY II	STAFF MEALS/MISC 2/7/19	128.25	7844
ACH: 0005588	02/21/2019	ETHAN LARSON	STAFF TRAVEL 2/13/19	7.54	7844
ACH: 0005589	02/21/2019	LEE S. PATTON	MEMEBER TRAINING TRAVEL 2/14/19	73.08	7844
ACH: 0005590	02/21/2019	KAREN THESING	STAFF TRAVEL 2/11-13/19	222.72	7844
ACH: 0005591	02/21/2019	AON RISK INSURANCE SERVICES WEST	EXCESS LIABILITY POLICY# 1827291 OCT-01-2018 TO OCT-01-2019 SOUTH TAHOE PUD	5,146.20	7847
ACH: 0005592	02/21/2019	AON RISK INSURANCE SERVICES WEST	EXCESS LIABILITY POLICY #MPEREV0057135 OCT-01-18 TO OCT-01-19	16,008.92	7848
ACH: 0005593	02/21/2019	AON RISK INSURANCE SERVICES WEST	EXCESS LIABILITY POLICY #PEXS1014018 OCT-01-18 TO OCT-01-19	5,146.20	7849
ACH: 0005594	02/21/2019	AON RISK INSURANCE SERVICES WEST	EXCESS LIABILITY POLICY #MPEREV0057135 OCT-01-18 TO OCT-01-19 SOUTH TAHOE PUD - DAM FAILURE	18,016.00	7850
ACH: 0005595	02/21/2019	AON RISK INSURANCE SERVICES WEST	EXCESS LIABILITY POLICY# PEXS1014018 OCT-01-18 TO OCT-01-19 SOUTH TAHOE PUD-DAM FAILURE	5,032.00	7851
ACH: 0005596	02/21/2019	AON RISK INSURANCE SERVICES WEST	EXCESS LIABILITY POLICY #1827291 OCT-01-18 TO OCT-01-19 SOUTH TAHOE PUD-DAM FAILURE	5,032.00	7852
ACH: 0005598	02/26/2019	bswift	MONTHLY ONLINE SERVICE FEES AND LIVE INVOICING FOR FEBRUARY 2019	31,821.08	7863
ACH: 0005599	02/26/2019	PFM ASSET MANAGEMENT, LLC.	ACWA/JPIA EMPLOYEE BENEFITS JANUARY 2019	8,317.92	7864
ACH: 0005600	02/26/2019	VENTIV TECHNOLOGY, INC.	RISKCONSOLE - ANNUAL FEE 3/19/19 TO 3/18/20	66,289.00	7865
ACH: 0005601	02/26/2019	VENTIV TECHNOLOGY, INC.	RISKCONSOLE ANNUAL FEE AMENDMENT #2 EFF 11/24/15 3/19/19 TO 3/18/20	19,489.00	7866

From 02/16/2019
to 02/28/2019

ACWA Joint Powers Insurance Authority

Sorted By Check Number

Vendor Payment Report

<u>Check Number</u>	<u>Check Date</u>	<u>Name</u>	<u>Invoice Description</u>	<u>Amount</u>	<u>Batch ID</u>
ACH: 0005602	02/26/2019	VENTIV TECHNOLOGY, INC.	RISKCONSOLE ANNUAL FEE AMENDMENT #1 3/19/19 TO 3/18/20	15,879.00	7867
ACH: 0005603	02/27/2019	ALLIANT INSURANCE SERVICES INC-	BENEFITS CONSULTING FEE FEBRUARY 2019	5,000.00	7872
EBC: 0002808	02/16/2019	ANTHEM BLUE CROSS OF CALIFORNIA	EB CLAIM PAYMENTS CK#680854-CK#680927	8,217.31	7827
EBC: 0002809	02/16/2019	ANTHEM BLUE CROSS OF CALIFORNIA	EB ELECTRONIC CLAIM PAYMENTS EG35929760-EG35929901	27,144.35	7828
EBC: 0002810	02/18/2019	ANTHEM BLUE CROSS OF CALIFORNIA	EB CLAIM PAYMENTS CK#680928-CK#680975	10,450.82	7832
EBC: 0002811	02/18/2019	ANTHEM BLUE CROSS OF CALIFORNIA	EB ELECTRONIC CLAIM PAYMENTS EG35941334-EG35941417	106,089.84	7833
EBC: 0002812	02/19/2019	ANTHEM BLUE CROSS OF CALIFORNIA	EB CLAIM PAYMENTS CK#680976-CK#681034	22,341.56	7835
EBC: 0002813	02/19/2019	ANTHEM BLUE CROSS OF CALIFORNIA	EB ELECTRONIC CLAIM PAYMENTS EG35951450-EG35951572	103,469.05	7836
EBC: 0002814	02/20/2019	ANTHEM BLUE CROSS OF CALIFORNIA	EB CLAIM PAYMENTS CK#681035-CK#681150	26,102.01	7840
EBC: 0002815	02/20/2019	ANTHEM BLUE CROSS OF CALIFORNIA	EB ELECTRONIC CLAIM PAYMENTS EG35962027-EG35962275	219,028.56	7841
EBC: 0002816	02/20/2019	DELTA DENTAL INSURANCE COMPANY	EB CLAIM PAYMENTS FEBRUARY 8 TO FEBRUARY 14, 2019	206,641.09	7842
EBC: 0002818	02/21/2019	ANTHEM BLUE CROSS OF CALIFORNIA	EB CLAIM PAYMENTS CK#681151-CK#681249	24,087.92	7845
EBC: 0002819	02/21/2019	ANTHEM BLUE CROSS OF CALIFORNIA	EB ELECTRONIC CLAIM PAYMENTS EG35974535-EG35974736	177,552.46	7846
EBC: 0002820	02/21/2019	MEDIMPACT HEALTHCARE SYSTEMS INC	RX EGWP CLAIMS PROCESSING CHARGES FOR 2/1/19 TO 2/7/19	156,736.69	7853
EBC: 0002821	02/22/2019	ANTHEM BLUE CROSS OF CALIFORNIA	EB CLAIM PAYMENTS CK#681250-CK#681342	21,093.51	7854
EBC: 0002822	02/22/2019	ANTHEM BLUE CROSS OF CALIFORNIA	EB ELECTRONIC CLAIM PAYMENTS EG35988077-EG35988289	162,760.43	7855
EBC: 0002823	02/23/2019	ANTHEM BLUE CROSS OF CALIFORNIA	EB CLAIM PAYMENTS CK#681343-CK#681435	11,772.08	7856
EBC: 0002824	02/23/2019	ANTHEM BLUE CROSS OF CALIFORNIA	EB ELECTRONIC CLAIM PAYMENTS EG35999768-EG35999891	17,098.78	7857
EBC: 0002825	02/22/2019	MEDIMPACT HEALTHCARE SYSTEMS INC	PPO COMMERCIAL PHARMACY CLAIMS PROCESSING CHARGES FEB 8-14, 2019	237,092.16	7859

From 02/16/2019
to 02/28/2019

ACWA Joint Powers Insurance Authority
Vendor Payment Report

Sorted By Check Number

<u>Check Number</u>	<u>Check Date</u>	<u>Name</u>	<u>Invoice Description</u>	<u>Amount</u>	<u>Batch ID</u>
EBC: 0002826	02/25/2019	ANTHEM BLUE CROSS OF CALIFORNIA	EB CLAIM PAYMENTS CK#681436-CK#681472	6,546.13	7860
EBC: 0002827	02/25/2019	ANTHEM BLUE CROSS OF CALIFORNIA	EB ELECTRONIC CLAIM PAYMENTS EG36011989-EG36012069	118,845.03	7861
EBC: 0002828	02/19/2019	MEDIMPACT HEALTHCARE SYSTEMS INC	TRANSLATION OF WELCOME LETTER FOR PHE19 ACCT TO BE REIMBURSED BY IMPLEMENTATION FUND	155.78	7862
EBC: 0002829	02/26/2019	ANTHEM BLUE CROSS OF CALIFORNIA	EB CLAIM PAYMENTS CK#681473-CK#681547	9,498.78	7868
EBC: 0002830	02/26/2019	ANTHEM BLUE CROSS OF CALIFORNIA	EB ELECTRONIC CLAIM PAYMENTS EG36022278-EG36022418	362,622.05	7869
EBC: 0002831	02/27/2019	DELTA DENTAL INSURANCE COMPANY	EB CLAIM PAYMENTS FEBRUARY 15 TO FEBRUARY 21, 2019	186,330.90	7871
EBC: 0002832	02/27/2019	MEDIMPACT HEALTHCARE SYSTEMS INC	EGWP RX CLAIMS FEBRUARY 8-14, 2019	135,283.20	7873
EBC: 0002833	02/27/2019	ANTHEM BLUE CROSS OF CALIFORNIA	EB CLAIM PAYMENTS CK#681548-CK#681652	15,259.02	7874
EBC: 0002834	02/27/2019	ANTHEM BLUE CROSS OF CALIFORNIA	EB ELECTRONIC CLAIM PAYMENTS EG36034058-EG36034253	75,819.93	7875
Total				7,252,523.82	