


# Executive Committee Meeting



YOUR BEST PROTECTION

JPIA Executive Conference Room  
2100 Professional Drive  
Roseville, CA 95661

Friday  
May 1, 2020  
10:00 a.m.

Chairman: E.G. "Jerry" Gladbach, Santa Clarita Valley Water Agency

Vice-chair: Thomas A. Cuquet, South Sutter Water District

Fred R. Bockmiller, Jr., Mesa Water District

David A. Drake, Rincon del Diablo Municipal Water District

Brent Hastey, Yuba Water Agency

Melody A. McDonald, San Bernardino Valley Water Conservation District

Randall J. Reed, Cucamonga Valley Water District

J. Bruce Rupp, Humboldt Bay Municipal Water District

Pamela Tobin, San Juan Water District



## EXECUTIVE COMMITTEE MEETING

### AGENDA

JPIA Executive Conference Room  
2100 Professional Drive, Roseville, CA 95661  
(800) 231-5742 - [WWW.ACWAJPIA.COM](http://WWW.ACWAJPIA.COM)

**Friday – May 1, 2020 – 10:00 AM**

Zoom meeting information: 661-516-256; Password: 1234

This meeting shall consist of a simultaneous Zoom teleconference call at the ACWA JPIA, 2100 Professional Drive, Roseville, CA 95661 and remote sites

### **WELCOME**

### **CALL TO ORDER AND ANNOUNCEMENT OF QUORUM**

**ANNOUNCEMENT RECORDING OF MEETING** This meeting may be recorded to assist in preparation of minutes. Recordings will only be kept 30 days following the meeting, as mandated by the California Brown Act.

### **INTRODUCTIONS**

### **ADDITIONS TO OR DELETIONS FROM THE AGENDA**

Presenter

Page#

#### **I. CONSENT AGENDA**

Gladbach

- \* A. Approve the minutes of April 10, 2020 meeting.

1

B. Approve the JPIA disbursements of:

- Vendor Payments, Employee Benefits Claim Payments, Payroll, and summary of confidential claims payments for the Liability, Property, & Workers Compensation Programs:  
March 16-31, 2020; and April 1-15, 2020.

Gladbach

- C. Approve an excused absence for any Executive Committee member.

**II. ADMINISTRATION**

All

A. Meetings attended on behalf of the JPIA.

Slaven

\* B. Recap of Strategic Planning Session March 4-6, 2020.

**4****III. FINANCE**

deBernardi

\* A. Review and possibly take action on transfer of additional funds to the California Water Insurance Fund.

**7****IV. MEMBERSHIP**

A. Review and take action on membership applications.

		<u>Agency</u>	<u>TIVs</u>	<u>Payroll</u>	<u>Program</u>	
Kyburz	*	Tuolumne Utilities District	\$50,900,397	\$6,207,708	Liability Property Work Comp	<b>11</b>
Watkins	*	Otay Water District	\$409,803,600	\$15,324,800	Liability Property Work Comp	<b>12</b>

**V. MISCELLANEOUS**

A. Discuss future agenda items.

Sells

\* B. CEO update.

**14**

Greenfield

\* C. General Counsel report.

**15**

Gladbach

\* D. Review the availability of the Committee members for upcoming Zoom meeting – Friday, May 15, 2020 at 10:00 a.m.

**16****VI. CLOSED SESSION**

Greenfield

Announcement of items to be discussed in closed session.

Conference with Legal Counsel (tort liability losses, public liability losses/claims, or workers' compensation liability claims) – Pursuant to Government Code Sec. 54956.95.

Nogosek

1. Taelemans vs. Purissima Hills Water District

Nogosek

2. City of Santa Clarita vs. Santa Clarita Valley Water Agency

## **ADJOURN**

\*Related items enclosed.

***Americans with Disabilities Act*** – *The JPIA conforms to the protections and prohibitions contained in Section 202 of the Americans with Disabilities Act of 1990 and the Federal Rules and Regulations adopted in implementation thereof. A request for disability-related modification or accommodation, in order to participate in a public meeting of the JPIA, shall be made to: Bobbette Wells, Executive Assistant to the CEO, ACWA JPIA, PO Box 619082, Roseville, CA 95661-9082; telephone (916) 786-5742. The JPIA's normal business hours are Monday – Friday, 7:30 a.m. to 4:30 p.m. (Government Code Section 54954.2, subdivision. (a)(1).)*

*Written materials relating to an item on this Agenda that are distributed to the JPIA's Executive Committee within 72 hours before it is to consider the item at its regularly scheduled meeting will be made available for public inspection at ACWA JPIA, 2100 Professional Drive, Roseville, CA 95661-3700; telephone (916) 786-5742. The JPIA's normal business hours are Monday – Friday, 7:30 a.m. to 4:30 p.m.*



*Unapproved Minutes*

## **Executive Committee Meeting**

ACWA JPIA Executive Conference Room  
2100 Professional Drive  
Roseville, CA 95661  
(800) 231-5742

**April 10, 2020**

This meeting consisted of a simultaneous Zoom teleconference meeting at the ACWA JPIA, 2100 Professional Drive, Roseville, CA 95661 and remote sites.

### **MEMBERS PRESENT**

---

Chairman: E.G. "Jerry" Gladbach, Santa Clarita Valley Water Agency  
Thomas A. Cuquet, South Sutter Water District  
Fred R. Bockmiller, Mesa Water District  
David Drake, Rincon del Diablo Municipal Water District  
Brent Hastey, Yuba Water Agency  
Melody A. McDonald, San Bernardino Valley Water Conservation District  
Randall J. Reed, Cucamonga Valley Water District  
J. Bruce Rupp, Humboldt Bay Municipal Water District  
Pamela Tobin, San Juan Water District, ACWA VP

### **MEMBERS ABSENT**

---

None.

### **STAFF PRESENT**

---

Chief Executive Officer/Secretary: Walter "Andy" Sells  
David deBernardi, Director of Finance  
Robert Greenfield, General Counsel  
Patricia Slaven, Director of Human Resources and Administration  
Karen Thesing, Director of Insurance Services  
Bobbette Wells, Executive Assistant to the CEO (*Recording Secretary*)

### **OTHERS IN ATTENDANCE**

---

Kevin Phillips, Paradise Irrigation District, Finance Chairman

### **WELCOME/CALL TO ORDER AND ANNOUNCEMENT OF QUORUM/INTRODUCTIONS**

---

Chairman Gladbach called the meeting to order at 10:03 a.m. The recording secretary called roll call for attendance. Chairman Gladbach announced that there was a quorum.

## PUBLIC COMMENT

---

There were no members of the public in attendance.

## CONSENT AGENDA

---

Chairman Gladbach called for approval of the Consent Agenda:

M/S/C (Hastey/Tobin) (Bockmiller-Yes; Cuquet-Yes; Drake-Yes; Gladbach-Yes; Hastey-Yes; McDonald-Yes; Reed-Yes; Rupp-Yes; Tobin-Yes): That the Executive Committee approve the minutes of the January 22, 2020, February 4, 2020, and March 6, 2020 meetings; retroactively approve the membership application for Westside Water Authority; and approve the JPIA disbursements of:

Vendor Payments, Employee Benefits Claim Payments, Payroll, and summary of confidential claims payments for the Liability, Property, & Workers' Compensation Programs: January 1-15, 2020; January 16-31, 2020; February 1-15, 2020; February 16-29, 2020; and March 1-15, 2020.

## ADMINISTRATION

---

### CEO Update

Mr. Sells updated the Committee on how the JPIA was functioning after the CODID-19 "shelter-in-place" restrictions. Most of the JPIA staff have been working remotely from home with a few staff coming to the office a day or two to perform essential functions that cannot be done remotely. The IT staff have been instrumental in assisting the remote staff. Claims checks and Workers' Compensation payments are going out weekly. The office staff have been instructed to stay and/or work from home through May 1, 2020 or until the shelter-in-place order has been lifted.

Mr. Sells asked the Director's to each update the Committee on their own department.

Ms. Thesing reported that the Member Services department remains busy and running. Two programs are up for renewal July 1: Workers' Compensation and Property. The renewals for both programs look promising. Tuolumne Utilities District and Otay Water District may be applying for coverage in the pooled programs. The Risk Management team has not been able to do face-to-face assessments with their districts, which has given them time to update training manuals. The Risk Management team did promptly get COVID-19 information posted to the website promptly.

Mr. deBernardi stated that the Finance Department was keeping up with claims payments and working on the mid-term audit. A senior accountant was set to start working the week after the shelter-in-place went into effect. Since then, Dan Steele, Finance Manager, has been working with the new hire remotely. The IT department has purchased new laptops and brought some older ones out for staff to use at home.

Ms. Slaven reported that the Admin Department staff are pitching in to keep things running as well. The FPPC Form 700's are still being processed and the deadline to file has been extended to June 1, 2020. E-learning and TargetSolutions have seen a significant uptick in demand from 1,500 a month to over 4,500 in March.

Ms. Slaven expressed gratitude to the Executive Committee from herself and all staff for their support and allowing the JPIA staff to work from home and remain employed during this rough time.

Mr. Greenfield added that he and Ms. Slaven are getting lots of emails and calls concerning the COVID-19 and supporting the districts.

Mr. Sells updated on the status of the Employee Benefits Department. Next week Sandra Smith, Employee Benefits Manager, will be conducting a webinar and her staff continue to be there for their members. It is unknown what the impact on rates that the COVID health crisis will have for next year or the following year.

President Gladbach asked each Executive Committee member and the Finance Chairman to give an update on how the COVID crisis has affected them and their districts.

Vice-Chair Cuquet reported on the California Water Insurance Fund (CWIF) meeting from April 7, 2020. PFM reported on the state of the market and the CWIF fund. He was of the opinion that the JPIA should consider advancing more contributions into the fund since the market is low. This will be brought forward for consideration.

The Executive Committee meeting adjourned at 11:42 a.m.

Attest:

X

---

E.G. "Jerry" Gladbach  
Chairman

X

---

Walter A. Sells  
Secretary

**ACWA JPIA**  
**Strategic Planning Summary**  
**May 1, 2020**

**BACKGROUND**

Every two years, JPIA hosts a Strategic Planning Session with Executive Committee members and senior staff. After two days of discussions, direction is given to staff for the coming years.

**CURRENT SITUATION**

The following pages contain the committee's agreement on how each member will support the committee's values, along with a summary of the S.W.O.T. Analysis, both from the Strategic Planning session held March 4-6, 2020, in Rancho Mirage.

**RECOMMENDATION**

None, informational only.



## Executive Committee Strategic Planning Session 2020

### Living the Executive Committee Core Values

#### **Trust**

- Willingness to risk
- Comfort and willingness to express point of view
- Sense of feeling safe to express self
- Respect
- Share information and time

#### **Listen**

- Recognize others input and value
- Consider diversity
- Empathy
- Open communication
- Support
- Being present
- Attentive
- Prepared
- Don't interrupt

#### **Integrity**

- Showing up to do the job
- Being prepared for meeting
- Making rational decisions
- Learn what JPIA does

#### **Good of the Whole**

- Prioritize needs of pool versus individual agency
- Listen to others' needs (pool members and exco)
- Settling versus principle driven

## Executive Committee Strategic Planning Session 2020

Final items from SWOT analysis listed in order of importance:

### **Strengths:**

- High quality staff
- Services
- Financial stability
- Reputation
- Analytics
- Sound governance
- Visionary

### **Weaknesses:**

- Staffing needs
- Information technology
- Office space

### **Opportunities:**

- CWIF
- New products and services
- Staffing
- Banking
- Member training
- National recognition
- Membership
- CA state laws
- Outreach

### **Threats:**

- Staffing
- Laws and regulations
- Excess insurance
- Financial risks
- Acts of God
- Board relationship
- Competition

**ACWA JPIA**  
**Additional Funds to CWIF**  
**May 1, 2020**

**BACKGROUND**

In September of 2019, the JPIA created a captive, California Water Insurance Fund (CWIF), for purposes of housing some of its self-insured risk and providing additional investment vehicles to match the duration of related funds. In October of 20,19 CWIF began insuring losses in the Liability Program up to \$5 million per occurrence. The JPIA subsequently contributed \$12 million in capital to CWIF. Additionally, the JPIA provided CWIF \$19.4 million in premiums to cover the 2019-2020 Liability Program exposure.

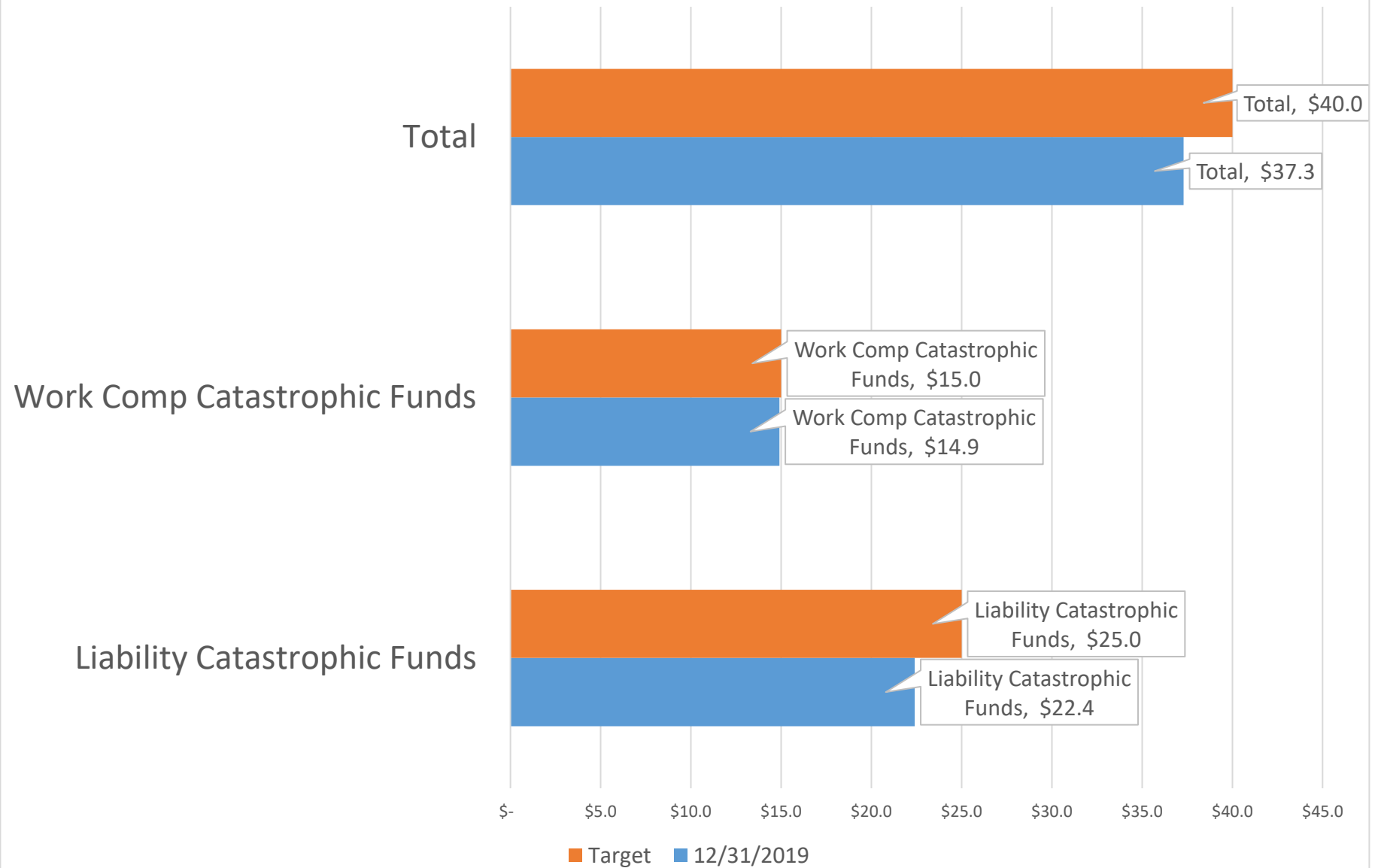
**CURRENT SITUATION**

The JPIA has Catastrophic Fund (CAT Fund) goals of \$25 million for the Liability Program and \$15 million for the Workers' Comp Program. The JPIA currently holds \$37.3 million in total for the CAT Fund. The CAT Funds are long term in nature. Since such funds are long term, the JPIA has the opportunity to invest these funds for a longer duration. Accordingly, the JPIA can obtain greater leverage investing these funds in CWIF where the investment policy better matches the nature of these funds. PFM, the investment advisor for CWIF, has communicated that now is a good market environment to invest additional funds.

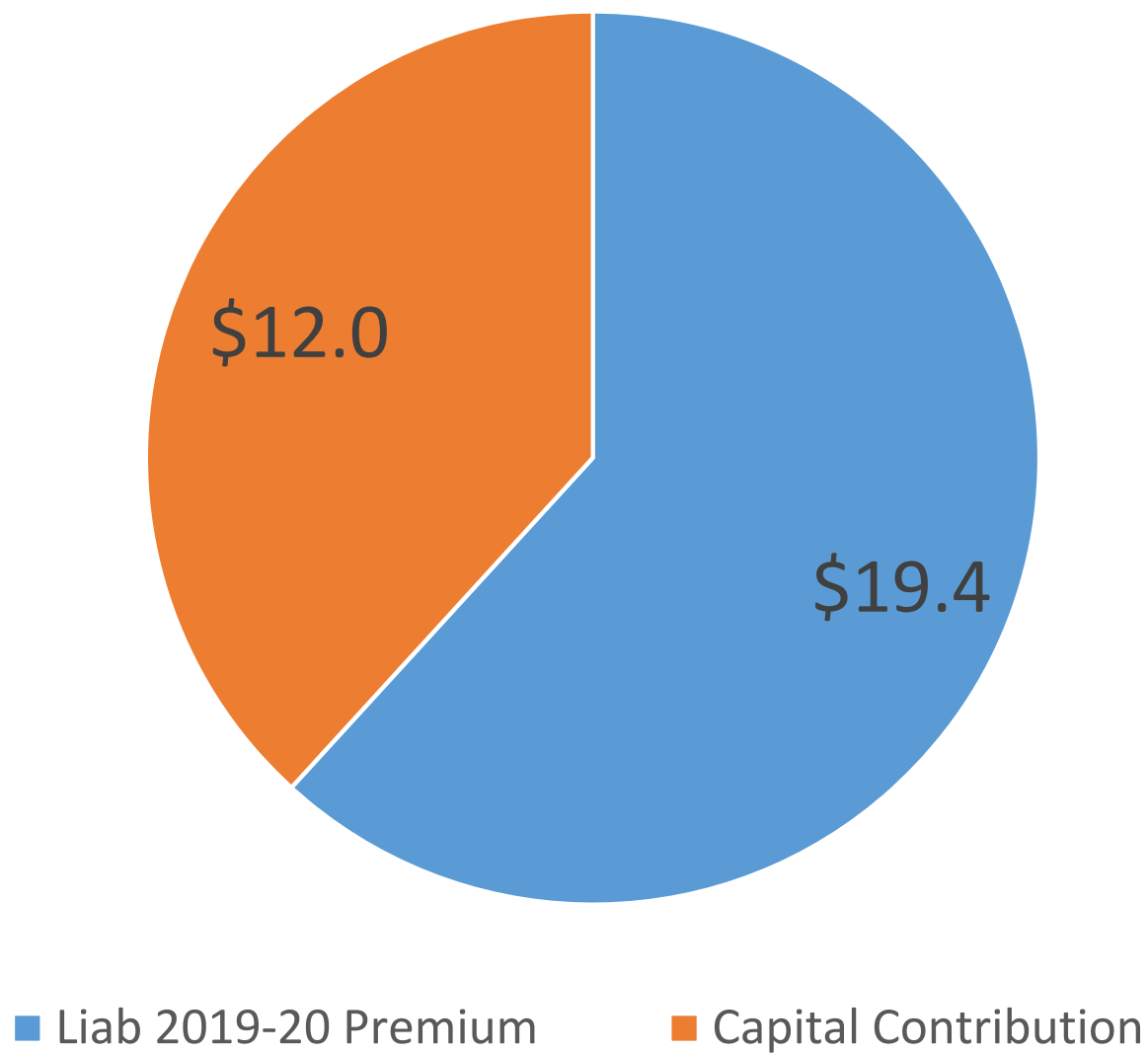
**RECOMMENDATION**

That the Executive Committee approve \$10 million in additional funds to be transferred to the California Water Insurance Fund.

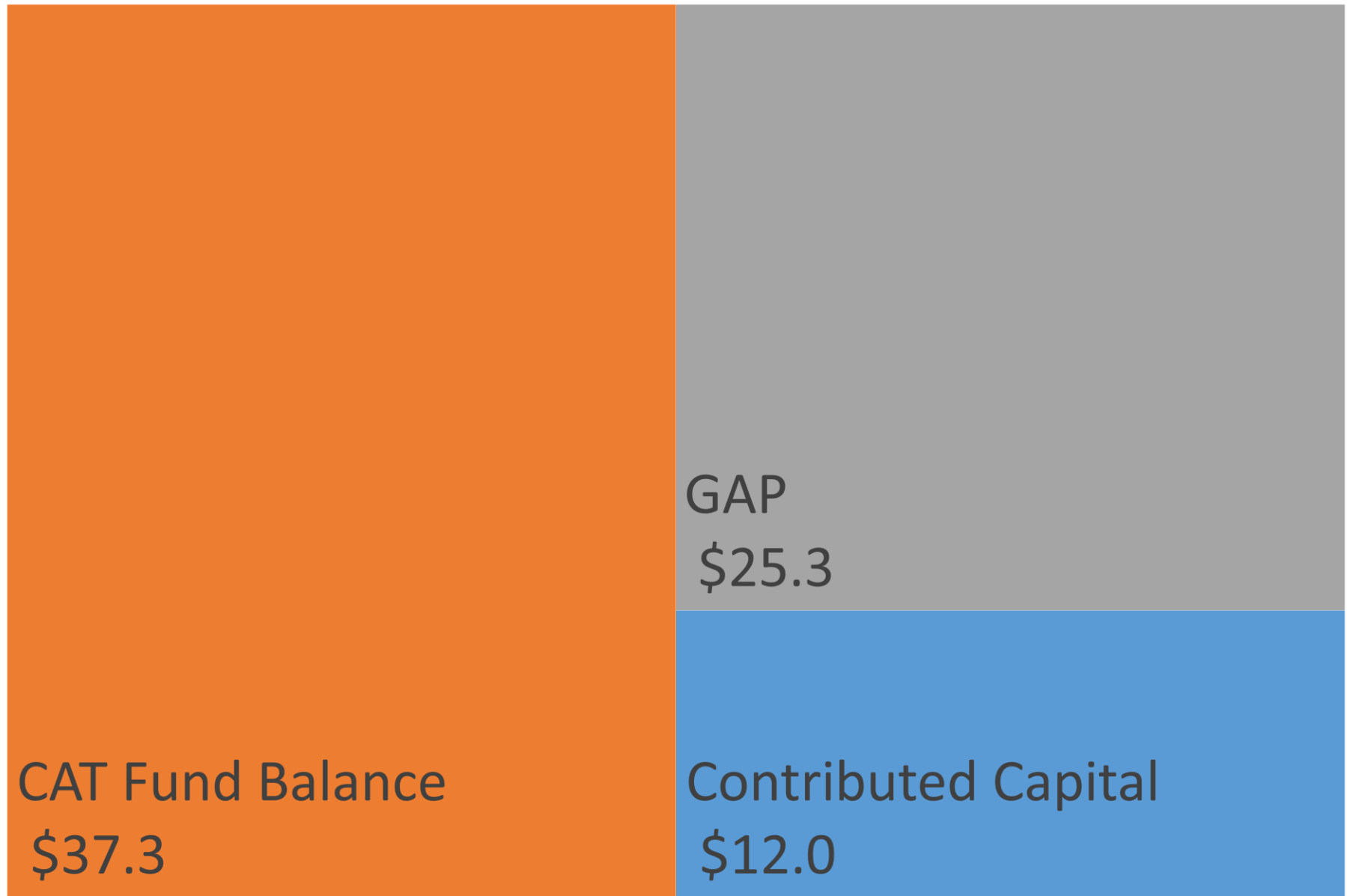
## ACWA JPIA CAT FUNDS (Liab/Work Comp)



## JPIA Funding to CWIF \$31.4 million



## CWIF Funding vs CAT Fund



**ACWA JPIA**  
**Membership Approval Request**  
May 1, 2020

**AGENCY INFORMATION**

Tuolumne Utilities District  
 Sonora, CA  
 Tuolumne County

**Program**

Liability  
 Property  
 Workers' Comp.  
 Employee Benefits

**Join Date**

Applying  
 Applying  
 Applying  
 July 1, 2012

Date Formed: 1992  
 Type of Agency: County Water District  
 Date Joined ACWA: 1992

**LINES OF COVERAGE**

<u>Program</u>	<u>TIVs/Payroll</u>	<u>Quoted Premium</u>	<u>Current Carrier</u>
Liability	\$ 6,207,708	\$ 167,449	SDRMA
Property	\$ 50,900,397	\$ 53,908	SDRMA
Work. Comp.	\$ 6,207,708	\$ 131,070	SDRMA

**BACKGROUND**

The Tuolumne Utilities District provides water and wastewater services to 44,000 customers in northern Tuolumne County. The distribution system is comprised of 19 water treatment facilities, 11 wastewater treatment facilities, five reservoirs, 75 tanks, and 320 miles of distribution pipelines. TUD employs 79 employees, and has a five-member Board of Directors.

**LOSS HISTORY**

Staff reviewed the loss history for the last five years, and concluded that Tuolumne Utilities District is average in practicing liability and property exposure control.

Staff also reviewed the Workers' Compensation loss history. Tuolumne Utilities District experienced 16 paid Workers' Compensation losses in the past five years, including a serious loss during the 2015 year. The District conducted an accident investigation and implemented the necessary corrective actions; it is the JPIA staff's opinion that this loss was an anomaly. The JPIA calculated 2019 experience modification factor is 85%.

**RECOMMENDATION**

That the Executive Committee approve Tuolumne Utilities District's applications for admission into the Liability, Property, and Workers' Compensation Programs effective July 1, 2020.

**ACWA JPIA**  
**Membership Approval Request**  
May 1, 2020

**AGENCY INFORMATION**

Otay Water District  
 Spring Valley, CA  
 San Diego County

**Program**

Liability  
 Property  
 Workers' Comp.

**Join Date**

Applying  
 Applying  
 Applying

Date Formed: 1956  
 Type of Agency: Municipal Water District  
 Date Joined ACWA: 2017

**LINES OF COVERAGE**

<u>Program</u>	<u>TIVs/Payroll</u>	<u>Quoted Premium</u>	<u>Current Carrier</u>
Liability	\$ 15,324,800	\$ 696,058	SDRMA
Property	\$ 409,803,600	\$ 331,811	SDRMA
Work. Comp.	\$ 15,324,800	\$ 428,584	SDRMA

**BACKGROUND**

The Otay Water District provides water, recycled water, and sewer service. The District's service area includes approximately 125 square miles in southeastern San Diego County, California.

The Otay Water District (Otay) purchases water from the San Diego County Water Authority. In addition, the District purchases drinking water from the Helix Water District and the City of San Diego. Otay's operating system includes a water recycling facility with a maximum capacity of 1.3 million gallons per day, 21 pump stations, five sewer lift stations, 44 reservoirs and approximately 911 miles of distribution pipeline combined.

Five elected directors govern Otay, and it employs 138 employees. A Memorandum of Understanding is in place between the District and the Employees' Association.

**Loss History:**

Staff reviewed the loss history for the last five years and concluded that Otay averages higher valued claims in Liability and Workers' Compensation in comparison to other JPIA members with similar exposures. That being said, they do have the same loss ratios as our larger San Diego members. However, there is a notable downward trend in the number and value of claims in liability claims in the last three policy years. The JPIA calculated 2019 Workers' Compensation Experience modification factor is 1.96%. Property loss history is better than average when compared to other members.



A risk assessment was performed. Staff reviewed a variety of documents and met via Zoom with nine staff members. Staff is confident and believes the District has a well-developed occupational safety and health programs, as well as sound human resource practices in place.

**RECOMMENDATION**

That the Executive Committee approves Otay Water District's applications for admission into the Liability, Property, and Workers' Compensation Programs effective July 1, 2020.

**ACWA JPIA**  
**CEO Update**  
**May 1, 2020**

**BACKGROUND**

This is a standing item on Executive Committee agendas.

**CURRENT SITUATION**

The JPIA's Chief Executive Officer, Andy Sells, will update the Executive Committee on relevant current issues, progress on the Goals & Objectives set for 2020, and potential future opportunities and challenges.

- JPIA update
- Department updates

**RECOMMENDATION**

None, informational only.

**ACWA JPIA**  
**General Counsel Report**  
**May 1, 2020**

**BACKGROUND**

This is a standing item on Executive Committee agendas.

**CURRENT SITUATION**

The JPIA's General Counsel, Robert Greenfield, will update the Executive Committee on new legislation or case law which may have an impact on the JPIA. In addition, Counsel will provide an update of coverage denials since the last report:

- New Inverse Court Decision:  
Ruiz v County of San Diego – Rejected offer of dedication does not create inverse liability.
- Coverage Denials:  
Complaints that include covered and non-covered claims. Several inquiries regarding PFAs
- Interesting Employment Hotline calls.

**RECOMMENDATION**

None, informational only.

# JPIA MEETING & CONFERENCE CALENDAR – 2020

16

MEETING DATES	BOARD OF DIRECTORS	EXECUTIVE	PERSONNEL	FINANCE & AUDIT	PROGRAMS				RISK MGMT	CAPTIVE CWIF
					Emp. Benefits	Liability	Property	Work Comp		
JAN 15			11:00 AM ONTARIO							
JAN 22		8:30 AM								
STRATEGIC PLANNING MARCH 4 TO 6 – PALM DESERT										
APRIL 10		10:00 AM ZOOM								
MAY 1		10:00 AM ZOOM								
MAY 15		10:00 AM ZOOM								
MAY 31		10:00 AM ZOOM								
JUN 2			11:00 AM							
JUN 15		1:00 PM					10:00 AM		8:30 AM	
JUL 22		1:00 PM			9:00 AM					
JUL 27	1:30 PM	10:15 AM								
ACWA CONFERENCE JULY 28 TO 31 – MONTEREY										
AUG 24				1:00 PM		3:00 PM				
AUG 25		8:30 AM								
CAJPA CONFERENCE SEPTEMBER 15 TO 18 – SOUTH LAKE TAHOE CA										
OCT 7			11:00 AM ONTARIO							
OCT 22		8:30 AM								
Nov 30	1:30 PM	10:15 AM								
ACWA CONFERENCE DECEMBER 1 TO DECEMBER 4 – INDIAN WELLS										

\*\*DATES AND TIMES SUBJECT TO CHANGE

from 03/16/2020  
to 03/31/2020

ACWA Joint Powers Insurance Authority

Sorted By Check

# Claims Payment Report

<u>Check Date</u>	<u>Check Number</u>	<u>District Name</u>	<u>Claim Date</u>	<u>Transaction Type</u>	<u>Amount</u>
03/16/2020	218101	Carpinteria Valley Water District	12/11/2017	Adjuster	102.50
03/16/2020	218102	South Coast Water District	01/06/2020	Adjuster	840.89
03/16/2020	218103	Helix Water District	10/29/2019	Physical therapy	120.12
03/16/2020	218104	Browns Valley Irrigation District	02/05/2020	Physical therapy	158.58
03/16/2020	218105	Kern County Water Agency	09/16/2016	Physical therapy	56.08
03/16/2020	218106	Kern County Water Agency	09/16/2016	Physical therapy	80.36
03/16/2020	218107	Kern County Water Agency	09/16/2016	Physical therapy	80.36
03/16/2020	218108	Vista Irrigation District	02/04/2019	Bill Review Fee	8.50
03/16/2020	218108	Vista Irrigation District	02/04/2019	Bill Review Fee	6.67
03/16/2020	218108	Vista Irrigation District	06/07/2019	Bill Review Fee	8.50
03/16/2020	218108	Vista Irrigation District	06/07/2019	Bill Review Fee	5.42
03/16/2020	218108	Truckee Donner Public Utility District	01/06/2020	Bill Review Fee	8.50
03/16/2020	218108	Truckee Donner Public Utility District	01/06/2020	Bill Review Fee	4.97
03/16/2020	218108	Tulare Irrigation District	02/03/2012	Bill Review Fee	8.50
03/16/2020	218108	Tulare Irrigation District	02/03/2012	Bill Review Fee	16.58
03/16/2020	218108	Rancho California Water District	10/17/2019	Bill Review Fee	8.50
03/16/2020	218108	Rancho California Water District	10/17/2019	Bill Review Fee	9.73
03/16/2020	218108	Vallecitos Water District	10/09/2019	Bill Review Fee	8.50
03/16/2020	218108	Vallecitos Water District	10/09/2019	Bill Review Fee	2.06
03/16/2020	218108	San Luis & Delta-Mendota Water Authority	02/10/2020	Bill Review Fee	8.50
03/16/2020	218108	San Luis & Delta-Mendota Water Authority	02/10/2020	Bill Review Fee	15.49
03/16/2020	218108	San Luis & Delta-Mendota Water Authority	02/10/2020	Bill Review Fee	8.50
03/16/2020	218108	San Luis & Delta-Mendota Water Authority	02/10/2020	Bill Review Fee	58.48
03/16/2020	218108	El Toro Water District	02/07/2020	Bill Review Fee	8.50
03/16/2020	218108	El Toro Water District	02/07/2020	Bill Review Fee	0.53
03/16/2020	218108	Laguna Beach County Water District	01/09/2020	Bill Review Fee	8.50
03/16/2020	218108	Laguna Beach County Water District	01/09/2020	Bill Review Fee	5.39
03/16/2020	218108	Rancho California Water District	11/19/2019	Bill Review Fee	8.50
03/16/2020	218108	Rancho California Water District	11/19/2019	Bill Review Fee	0.79
03/16/2020	218108	Montecito Water District	08/20/2019	Bill Review Fee	8.50
03/16/2020	218108	Montecito Water District	08/20/2019	Bill Review Fee	5.83
03/16/2020	218108	Calaveras County Water District	04/24/2019	Bill Review Fee	8.50
03/16/2020	218108	Calaveras County Water District	04/24/2019	Bill Review Fee	0.23
03/16/2020	218108	Vista Irrigation District	02/06/2020	Bill Review Fee	8.50
03/16/2020	218108	Vista Irrigation District	02/06/2020	Bill Review Fee	3.58
03/16/2020	218108	South Tahoe Public Utility District	12/17/2019	Bill Review Fee	8.50
03/16/2020	218108	South Tahoe Public Utility District	12/17/2019	Bill Review Fee	19.66
03/16/2020	218108	San Dieguito Water District	02/10/2020	Bill Review Fee	8.50
03/16/2020	218108	San Dieguito Water District	02/10/2020	Bill Review Fee	8.34
03/16/2020	218108	San Dieguito Water District	02/10/2020	Bill Review Fee	8.50
03/16/2020	218108	San Dieguito Water District	02/10/2020	Bill Review Fee	2.06
03/16/2020	218108	Rowland Water District	05/06/2019	Bill Review Fee	8.50
03/16/2020	218108	Palmdale Water District	06/04/2019	Bill Review Fee	8.50

from 03/16/2020  
to 03/31/2020

ACWA Joint Powers Insurance Authority

Sorted By Check

## Claims Payment Report

<u>Check Date</u>	<u>Check Number</u>	<u>District Name</u>	<u>Claim Date</u>	<u>Transaction Type</u>	<u>Amount</u>
03/16/2020	218108	Elsinore Valley Municipal Water District	05/05/2014	Bill Review Fee	8.50
03/16/2020	218108	Elsinore Valley Municipal Water District	05/05/2014	Bill Review Fee	74.05
03/16/2020	218108	Elsinore Valley Municipal Water District	05/05/2014	Bill Review Fee	8.50
03/16/2020	218108	Elsinore Valley Municipal Water District	05/05/2014	Bill Review Fee	4.33
03/16/2020	218108	Carmichael Water District	12/12/2019	Bill Review Fee	8.50
03/16/2020	218108	Carmichael Water District	12/12/2019	Bill Review Fee	8.45
03/16/2020	218108	Carmichael Water District	12/12/2019	Bill Review Fee	8.50
03/16/2020	218108	Carmichael Water District	12/12/2019	Bill Review Fee	10.33
03/16/2020	218108	Solano Irrigation District	08/12/2019	Bill Review Fee	8.50
03/16/2020	218108	San Juan Water District	08/28/2003	Bill Review Fee	8.50
03/16/2020	218108	San Juan Water District	08/28/2003	Bill Review Fee	17.39
03/16/2020	218108	San Juan Water District	08/28/2003	Bill Review Fee	8.50
03/16/2020	218108	San Juan Water District	08/28/2003	Bill Review Fee	46.78
03/16/2020	218108	Tahoe City Public Utility District	05/22/2019	Bill Review Fee	8.50
03/16/2020	218108	Tahoe City Public Utility District	05/22/2019	Bill Review Fee	17.39
03/16/2020	218108	Stockton-East Water District	11/27/2019	Bill Review Fee	8.50
03/16/2020	218108	Stockton-East Water District	11/27/2019	Bill Review Fee	1.84
03/16/2020	218108	Panoche Water District	08/17/2019	Bill Review Fee	8.50
03/16/2020	218108	Panoche Water District	08/17/2019	Bill Review Fee	6.08
03/16/2020	218108	Tulare Irrigation District	11/18/2019	Bill Review Fee	8.50
03/16/2020	218108	Tulare Irrigation District	11/18/2019	Bill Review Fee	3.19
03/16/2020	218108	Helix Water District	04/18/2019	Bill Review Fee	8.50
03/16/2020	218108	Helix Water District	04/18/2019	Bill Review Fee	36.86
03/16/2020	218108	Helix Water District	04/18/2019	Bill Review Fee	8.50
03/16/2020	218108	Helix Water District	04/18/2019	Bill Review Fee	15.43
03/16/2020	218108	Santa Fe Irrigation District	12/18/2019	Bill Review Fee	8.50
03/16/2020	218108	Santa Fe Irrigation District	12/18/2019	Bill Review Fee	11.19
03/16/2020	218108	Santa Fe Irrigation District	12/18/2019	Bill Review Fee	8.50
03/16/2020	218108	Santa Fe Irrigation District	12/18/2019	Bill Review Fee	11.19
03/16/2020	218108	Water Employee Services Authority	12/10/2018	Bill Review Fee	8.50
03/16/2020	218108	Water Employee Services Authority	12/10/2018	Bill Review Fee	3.86
03/16/2020	218108	El Toro Water District	01/29/2019	Bill Review Fee	8.50
03/16/2020	218108	Fallbrook Public Utility District	01/03/2020	Bill Review Fee	8.50
03/16/2020	218108	Fallbrook Public Utility District	01/03/2020	Bill Review Fee	6.18
03/16/2020	218108	Kaweah Delta Water Conservation District	10/07/2014	Bill Review Fee	8.50
03/16/2020	218108	Kaweah Delta Water Conservation District	10/07/2014	Bill Review Fee	14.05
03/16/2020	218108	Walnut Valley Water District	12/26/2019	Bill Review Fee	8.50
03/16/2020	218108	Walnut Valley Water District	12/26/2019	Bill Review Fee	26.57
03/16/2020	218108	Calleguas Municipal Water District	04/01/2019	Bill Review Fee	8.50
03/16/2020	218108	Calleguas Municipal Water District	04/01/2019	Bill Review Fee	0.42
03/16/2020	218108	Laguna Beach County Water District	12/05/2019	Bill Review Fee	8.50
03/16/2020	218108	Tulare Irrigation District	10/19/2011	Bill Review Fee	3,306.11
03/16/2020	218108	Tulare Irrigation District	10/19/2011	Bill Review Fee	65.46
03/16/2020	218108	Tulare Irrigation District	10/19/2011	Bill Review Fee	8.50

from 03/16/2020  
to 03/31/2020

ACWA Joint Powers Insurance Authority

Sorted By Check

## Claims Payment Report

<u>Check Date</u>	<u>Check Number</u>	<u>District Name</u>	<u>Claim Date</u>	<u>Transaction Type</u>	<u>Amount</u>
03/16/2020	218108	Tulare Irrigation District	10/19/2011	Bill Review Fee	129.87
03/16/2020	218108	Helix Water District	10/29/2019	Bill Review Fee	8.50
03/16/2020	218108	Helix Water District	10/29/2019	Bill Review Fee	5.30
03/16/2020	218108	Kern County Water Agency	09/16/2016	Bill Review Fee	8.50
03/16/2020	218108	Kern County Water Agency	09/16/2016	Bill Review Fee	6.70
03/16/2020	218108	Kern County Water Agency	09/16/2016	Bill Review Fee	8.50
03/16/2020	218108	Kern County Water Agency	09/16/2016	Bill Review Fee	6.70
03/16/2020	218108	Kern County Water Agency	09/16/2016	Bill Review Fee	8.50
03/16/2020	218108	Kern County Water Agency	09/16/2016	Bill Review Fee	4.67
03/16/2020	218108	Browns Valley Irrigation District	02/05/2020	Bill Review Fee	8.50
03/16/2020	218108	Browns Valley Irrigation District	02/05/2020	Bill Review Fee	7.00
03/16/2020	218108	Crescenta Valley Water District	09/04/2019	Bill Review Fee	8.50
03/16/2020	218108	Crescenta Valley Water District	09/04/2019	Bill Review Fee	1.46
03/16/2020	218108	Stockton-East Water District	11/26/2019	Bill Review Fee	8.50
03/16/2020	218108	Stockton-East Water District	11/26/2019	Bill Review Fee	0.65
03/16/2020	218109	Crescenta Valley Water District	09/04/2019	Physical therapy	140.08
03/16/2020	218110	Stockton-East Water District	11/27/2019	Medical, general	140.08
03/16/2020	218111	Stockton-East Water District	11/26/2019	Medical, general	49.17
03/16/2020	218112	Fallbrook Public Utility District	01/03/2020	Medical, general	165.43
03/16/2020	218113	Water Employee Services Authority	12/10/2018	Physical therapy	103.42
03/16/2020	218114	Laguna Beach County Water District	12/05/2019	Anesthesiologist	326.90
03/16/2020	218115	Helix Water District	04/18/2019	Medical, general	254.78
03/16/2020	218116	Helix Water District	04/18/2019	Medical, general	349.70
03/16/2020	218117	Merced Irrigation District	07/13/2010	Pharmacy	3.84
03/16/2020	218118	Solano Irrigation District	03/14/2017	Pharmacy	298.64
03/16/2020	218119	Merced Irrigation District	07/15/2018	Mileage	189.01
03/16/2020	218120	El Toro Water District	01/29/2019	Med/Legal evaluation	3,875.00
03/16/2020	218121	Kings River Conservation District	11/18/2016	Mileage	252.83
03/16/2020	218122	Tulare Irrigation District	11/18/2019	Medical, general	72.24
03/16/2020	218123	Panoche Water District	08/17/2019	Medical, general	137.87
03/16/2020	218124	Tulare Irrigation District	10/19/2011	Hospital (Inpatient)	9,870.20
03/16/2020	218125	Santa Fe Irrigation District	12/18/2019	Physical therapy	121.50
03/16/2020	218126	Santa Fe Irrigation District	12/18/2019	Physical therapy	121.50
03/16/2020	218127	Walnut Valley Water District	12/26/2019	Medical, general	228.50
03/16/2020	218128	Kaweah Delta Water Conservation District	10/07/2014	Medical, general	150.79
03/16/2020	218129	San Juan Water District	08/28/2003	Medical, general	142.71
03/16/2020	218130	San Juan Water District	08/28/2003	Medical, general	520.45
03/16/2020	218131	Tahoe City Public Utility District	05/22/2019	Medical, general	318.92
03/16/2020	218132	Calleguas Municipal Water District	04/01/2019	Medical, general	166.73
03/17/2020	218133	Rancho California Water District	06/17/2019	Defense Attorney	1,938.00
03/17/2020	218134	Desert Water Agency	12/11/2017	Defense Attorney	38.00
03/17/2020	218135	Desert Water Agency	12/11/2017	Expense General	5.00
03/17/2020	218136	Palmdale Water District	05/08/2019	Defense Attorney	1,786.00
03/17/2020	218137	Kern Delta Water District	03/13/2013	Defense Attorney	459.00

from 03/16/2020  
to 03/31/2020

ACWA Joint Powers Insurance Authority

Sorted By Check

## Claims Payment Report

<u>Check Date</u>	<u>Check Number</u>	<u>District Name</u>	<u>Claim Date</u>	<u>Transaction Type</u>	<u>Amount</u>
03/17/2020	218138	Rancho California Water District	07/15/2019	Defense Attorney	817.00
03/17/2020	218139	Sacramento Suburban Water District	02/27/2020	Liability - Property Damage	445.84
03/17/2020	218140	Monte Vista Water District	12/08/2019	Adjuster	1,274.49
03/17/2020	218141	Alta Irrigation District	11/19/2014	PPD	580.00
03/17/2020	218142	South Tahoe Public Utility District	12/17/2019	Medical, general	40.18
03/17/2020	218143	Elsinore Valley Municipal Water District	05/05/2014	Laboratory fee	77.69
03/17/2020	218144	Orange County Water District	10/10/2017	PPD	393.57
03/17/2020	218145	Rancho California Water District	11/19/2019	TTD	2,502.76
03/17/2020	218146	El Toro Water District	02/07/2020	Medical, general	40.09
03/17/2020	218147	Sutter Extension Water District	04/19/2019	Bill Review Fee	8.50
03/17/2020	218147	Sutter Extension Water District	04/19/2019	Bill Review Fee	73.30
03/17/2020	218147	Laguna Beach County Water District	01/09/2020	Bill Review Fee	8.50
03/17/2020	218147	Laguna Beach County Water District	01/09/2020	Bill Review Fee	8.33
03/17/2020	218147	Laguna Beach County Water District	01/09/2020	Bill Review Fee	8.50
03/17/2020	218147	Laguna Beach County Water District	01/09/2020	Bill Review Fee	8.33
03/17/2020	218147	Laguna Beach County Water District	01/09/2020	Bill Review Fee	8.50
03/17/2020	218147	Laguna Beach County Water District	01/09/2020	Bill Review Fee	8.33
03/17/2020	218147	Rancho California Water District	11/19/2019	Bill Review Fee	8.50
03/17/2020	218147	Rancho California Water District	11/19/2019	Bill Review Fee	0.91
03/17/2020	218147	Rancho California Water District	11/19/2019	Bill Review Fee	8.50
03/17/2020	218147	Rancho California Water District	11/19/2019	Bill Review Fee	0.91
03/17/2020	218147	South Coast Water District	02/03/2020	Bill Review Fee	8.50
03/17/2020	218147	Desert Water Agency	01/15/2020	Bill Review Fee	8.50
03/17/2020	218147	Desert Water Agency	01/15/2020	Bill Review Fee	1.44
03/17/2020	218147	Sweetwater Authority	12/30/2019	Bill Review Fee	8.50
03/17/2020	218147	Sweetwater Authority	12/30/2019	Bill Review Fee	8.50
03/17/2020	218147	Rancho California Water District	10/01/2019	Bill Review Fee	8.50
03/17/2020	218147	Rancho California Water District	10/01/2019	Bill Review Fee	6.44
03/17/2020	218147	Rancho California Water District	10/01/2019	Bill Review Fee	8.50
03/17/2020	218147	Rancho California Water District	10/01/2019	Bill Review Fee	7.31
03/17/2020	218147	Rancho California Water District	10/01/2019	Bill Review Fee	8.50
03/17/2020	218147	Rancho California Water District	10/01/2019	Bill Review Fee	6.44
03/17/2020	218147	Goleta Water District	09/26/2018	Bill Review Fee	8.50
03/17/2020	218147	Goleta Water District	09/26/2018	Bill Review Fee	6.25
03/17/2020	218147	Trabuco Canyon Water District	02/06/2014	Bill Review Fee	8.50
03/17/2020	218147	Trabuco Canyon Water District	02/06/2014	Bill Review Fee	16.17
03/17/2020	218147	Trabuco Canyon Water District	02/06/2014	Bill Review Fee	8.50
03/17/2020	218147	Trabuco Canyon Water District	02/06/2014	Bill Review Fee	16.53
03/17/2020	218147	Sweetwater Authority	08/16/2018	Bill Review Fee	8.50
03/17/2020	218147	Sweetwater Authority	08/16/2018	Bill Review Fee	7.85
03/17/2020	218147	Sweetwater Authority	08/16/2018	Bill Review Fee	8.50
03/17/2020	218147	Sweetwater Authority	08/16/2018	Bill Review Fee	7.85
03/17/2020	218147	Elsinore Valley Municipal Water District	05/05/2014	Bill Review Fee	8.50
03/17/2020	218147	Elsinore Valley Municipal Water District	05/05/2014	Bill Review Fee	34.30



from 03/16/2020  
to 03/31/2020

ACWA Joint Powers Insurance Authority

Sorted By Check

## Claims Payment Report

<u>Check Date</u>	<u>Check Number</u>	<u>District Name</u>	<u>Claim Date</u>	<u>Transaction Type</u>	<u>Amount</u>
03/17/2020	218147	Elsinore Valley Municipal Water District	05/05/2014	Bill Review Fee	8.50
03/17/2020	218147	Elsinore Valley Municipal Water District	05/05/2014	Bill Review Fee	12.62
03/17/2020	218147	El Dorado Irrigation District	02/21/2020	Bill Review Fee	8.50
03/17/2020	218147	El Dorado Irrigation District	02/21/2020	Bill Review Fee	7.71
03/17/2020	218147	Humboldt Bay Municipal Water District	07/25/2019	Bill Review Fee	8.50
03/17/2020	218147	Humboldt Bay Municipal Water District	07/25/2019	Bill Review Fee	0.07
03/17/2020	218147	Kern-Tulare Water District	12/30/2019	Bill Review Fee	8.50
03/17/2020	218147	Rancho California Water District	01/14/2020	Bill Review Fee	8.50
03/17/2020	218147	Rancho California Water District	01/14/2020	Bill Review Fee	6.56
03/17/2020	218147	Rancho California Water District	01/14/2020	Bill Review Fee	8.50
03/17/2020	218147	Rancho California Water District	01/14/2020	Bill Review Fee	6.56
03/17/2020	218147	Humboldt Bay Municipal Water District	05/29/2019	Bill Review Fee	8.50
03/17/2020	218147	Humboldt Bay Municipal Water District	05/29/2019	Bill Review Fee	1.51
03/17/2020	218147	Sweetwater Authority	01/21/2020	Bill Review Fee	8.50
03/17/2020	218147	Sweetwater Authority	01/21/2020	Bill Review Fee	0.63
03/17/2020	218147	Sweetwater Authority	06/22/2019	Bill Review Fee	8.50
03/17/2020	218147	Sweetwater Authority	06/22/2019	Bill Review Fee	7.85
03/17/2020	218147	Walnut Valley Water District	12/26/2019	Bill Review Fee	8.50
03/17/2020	218147	Walnut Valley Water District	12/26/2019	Bill Review Fee	7.22
03/17/2020	218147	Western Municipal Water District	11/21/2019	Bill Review Fee	8.50
03/17/2020	218147	Tulare Irrigation District	10/19/2011	Bill Review Fee	8.50
03/17/2020	218147	Tulare Irrigation District	10/19/2011	Bill Review Fee	1.25
03/17/2020	218147	Glenn-Colusa Irrigation District	01/10/2020	Bill Review Fee	8.50
03/17/2020	218147	Glenn-Colusa Irrigation District	01/10/2020	Bill Review Fee	6.15
03/17/2020	218147	Kern County Water Agency	09/16/2016	Bill Review Fee	8.50
03/17/2020	218147	Kern County Water Agency	09/16/2016	Bill Review Fee	6.70
03/17/2020	218147	Browns Valley Irrigation District	02/05/2020	Bill Review Fee	8.50
03/17/2020	218147	Browns Valley Irrigation District	02/05/2020	Bill Review Fee	0.76
03/17/2020	218147	Browns Valley Irrigation District	02/05/2020	Bill Review Fee	8.50
03/17/2020	218147	Browns Valley Irrigation District	02/05/2020	Bill Review Fee	0.76
03/17/2020	218147	Crescenta Valley Water District	09/04/2019	Bill Review Fee	8.50
03/17/2020	218147	Crescenta Valley Water District	09/04/2019	Bill Review Fee	0.13
03/17/2020	218148	Carpinteria Valley Water District	03/19/2018	TTD	1,293.71
03/17/2020	218149	Montecito Water District	08/20/2019	TTD	2,502.76
03/17/2020	218150	Desert Water Agency	01/15/2020	Testing/Supplies	22.00
03/17/2020	218151	Mesa Water District	10/31/2012	PPD	540.00
03/17/2020	218152	Solano Irrigation District	03/06/2020	TTD	2,041.96
03/17/2020	218153	Rancho California Water District	10/17/2019	Medical, general	105.77
03/17/2020	218154	Montecito Water District	08/20/2019	Physical therapy	132.09
03/17/2020	218155	Palmdale Water District	06/04/2019	Anesthesiologist	413.84
03/17/2020	218156	Laguna Beach County Water District	01/09/2020	Physical therapy	122.02
03/17/2020	218157	Western Municipal Water District	10/23/2007	PPD	540.00
03/17/2020	218158	Vista Irrigation District	02/04/2019	Medical, general	239.97
03/17/2020	218159	Vista Irrigation District	06/07/2019	Medical, general	195.16

from 03/16/2020  
to 03/31/2020

ACWA Joint Powers Insurance Authority

Sorted By Check

## Claims Payment Report

<u>Check Date</u>	<u>Check Number</u>	<u>District Name</u>	<u>Claim Date</u>	<u>Transaction Type</u>	<u>Amount</u>
03/17/2020	218160	El Dorado Irrigation District	12/02/2019	Photocopy	124.21
03/17/2020	218161	El Dorado Irrigation District	12/02/2019	Photocopy	139.33
03/17/2020	218162	Palmdale Water District	10/29/2019	Legal (Defense)	2,809.75
03/17/2020	218163	Vista Irrigation District	02/04/2019	Legal (Defense)	543.85
03/17/2020	218164	Sweetwater Authority	08/16/2018	Legal (Defense)	620.00
03/17/2020	218165	Las Virgenes Municipal Water District	07/17/2019	Legal (Defense)	807.00
03/17/2020	218166	Water Employee Services Authority	12/10/2018	Legal (Defense)	949.95
03/17/2020	218167	Rancho California Water District	08/04/2018	Legal (Defense)	282.05
03/17/2020	218168	Vallecitos Water District	01/14/2016	Legal (Defense)	196.00
03/17/2020	218169	Helix Water District	07/23/2019	Legal (Defense)	332.00
03/17/2020	218170	Ramona Municipal Water District	04/10/2013	Legal (Defense)	415.00
03/17/2020	218171	Calaveras County Water District	04/24/2019	Medical, general	115.33
03/17/2020	218172	Helix Water District	10/22/2018	PPD	580.00
03/17/2020	218173	Alameda County Water District	10/22/2019	Medical, general	358.26
03/17/2020	218174	Tulare Irrigation District	11/18/2019	TTD	1,585.64
03/17/2020	218175	San Luis & Delta-Mendota Water Authority	02/10/2020	Hospital (Inpatient)	877.28
03/17/2020	218176	Helix Water District	04/18/2019	TTD	2,057.06
03/17/2020	218177	El Toro Water District	06/22/2015	TTD	2,142.98
03/17/2020	218178	Rowland Water District	05/06/2019	Physical therapy	354.81
03/17/2020	218179	Vista Irrigation District	02/04/2019	Testing/Supplies	644.54
03/17/2020	218180	San Juan Water District	10/12/2016	PPD	580.00
03/17/2020	218181	San Luis & Delta-Mendota Water Authority	02/10/2020	Medical, general	151.03
03/17/2020	218182	Elsinore Valley Municipal Water District	05/05/2014	Medical, general	98.12
03/17/2020	218183	Rancho California Water District	11/19/2019	Physical therapy	101.71
03/17/2020	218184	Carmichael Water District	12/12/2019	Physical therapy	123.97
03/17/2020	218185	Carmichael Water District	12/12/2019	Physical therapy	101.37
03/17/2020	218186	Tulare Irrigation District	02/03/2012	Medical, general	164.08
03/17/2020	218187	Tulare Irrigation District	03/14/2018	TTD	1,758.78
03/17/2020	218188	South Coast Water District	04/23/2018	Medical, general	15.00
03/17/2020	218189	Solano Irrigation District	08/12/2019	Medical, general	148.60
03/17/2020	218190	Truckee Donner Public Utility District	01/06/2020	Medical, general	79.48
03/17/2020	218191	Palmdale Water District	06/04/2019	Expense, general	290.00
03/17/2020	218192	Helix Water District	10/29/2019	Mileage	289.86
03/17/2020	218193	Kern County Water Agency	09/16/2016	TTD	2,598.86
03/17/2020	218194	Browns Valley Irrigation District	02/05/2020	TTD	2,214.34
03/17/2020	218195	Goleta Water District	06/15/2016	PPD	580.00
03/17/2020	218196	Crescenta Valley Water District	09/04/2019	TTD	1,973.90
03/17/2020	218197	Vista Irrigation District	02/06/2020	Medical, general	272.02
03/17/2020	218198	Vallecitos Water District	10/09/2019	Medical, general	156.86
03/17/2020	218199	San Dieguito Water District	02/10/2020	Medical, general	633.60
03/17/2020	218200	San Dieguito Water District	02/10/2020	Medical, general	156.86
03/19/2020	218201	Fallbrook Public Utility District	12/31/2019	Liability - Property Damage	575.00
03/19/2020	218202	Clearlake Oaks County Water District	02/06/2020	Liability - Property Damage	650.00
03/19/2020	218203	Montecito Water District	12/10/2017	Adjuster	2,603.50

from 03/16/2020  
to 03/31/2020

ACWA Joint Powers Insurance Authority

Sorted By Check

# Claims Payment Report

<u>Check Date</u>	<u>Check Number</u>	<u>District Name</u>	<u>Claim Date</u>	<u>Transaction Type</u>	<u>Amount</u>
03/19/2020	218204	Merced Irrigation District	07/22/2019	Defense Attorney	474.00
03/19/2020	218205	Merced Irrigation District	07/22/2019	Expert	315.00
03/19/2020	218206	Merced Irrigation District	07/05/2019	Defense Attorney	46.00
03/19/2020	218207	Merced Irrigation District	07/05/2019	Expert	180.00
03/19/2020	218208	Kanawha Water District	09/06/2019	Defense Attorney	454.00
03/19/2020	218209	Merced Irrigation District	10/22/2019	Defense Attorney	46.00
03/19/2020	218210	Merced Irrigation District	10/22/2019	Expert	112.50
03/19/2020	218211	Montecito Water District	01/09/2018	Expert	63,493.00
03/19/2020	218212	El Dorado Irrigation District	11/23/2019	Liability - Small Claims	1,775.00
03/19/2020	218213	El Dorado Irrigation District	11/29/2019	Liability - Small Claims	390.00
03/19/2020	218214	El Dorado Irrigation District	01/21/2020	Liability - Small Claims	395.00
03/19/2020	218215	Ramona Municipal Water District	12/10/2019	Property - District Property	957.15
03/19/2020	218216	Goleta Water District	10/25/2019	Liability - Property Damage	9,935.06
03/19/2020	218217	Montecito Water District	01/09/2018	Defense Attorney	46,480.40
03/19/2020	218218	Montecito Water District	01/09/2018	Expert	798.00
03/19/2020	218219	Cucamonga Valley Water District	03/01/2016	Mileage	53.02
03/19/2020	218220	Corcoran Irrigation District	12/13/2017	Applicant attorney fee	1,337.87
03/19/2020	218221	Reclamation District #2068	07/24/2017	Physical therapy	102.60
03/19/2020	218222	Reclamation District #2068	07/24/2017	Physical therapy	102.60
03/19/2020	218223	Carmichael Water District	12/12/2019	Photocopy	121.63
03/19/2020	218224	Carmichael Water District	12/12/2019	Photocopy	121.63
03/19/2020	218225	Carmichael Water District	12/12/2019	Photocopy	121.63
03/19/2020	218226	Vista Irrigation District	02/04/2019	TTD	2,196.52
03/19/2020	218227	Vallecitos Water District	10/09/2019	Mileage	94.87
03/19/2020	218228	San Luis & Delta-Mendota Water Authority	02/10/2020	TTD	1,076.80
03/19/2020	218229	Calleguas Municipal Water District	07/31/2017	Bill Review Fee	8.50
03/19/2020	218229	Humboldt Bay Municipal Water District	09/30/2019	Bill Review Fee	8.50
03/19/2020	218229	Humboldt Bay Municipal Water District	09/30/2019	Bill Review Fee	2.44
03/19/2020	218229	Humboldt Bay Municipal Water District	09/30/2019	Bill Review Fee	8.50
03/19/2020	218229	Humboldt Bay Municipal Water District	09/30/2019	Bill Review Fee	2.44
03/19/2020	218229	El Toro Water District	02/07/2020	Bill Review Fee	8.50
03/19/2020	218229	El Toro Water District	02/07/2020	Bill Review Fee	3.31
03/19/2020	218229	El Toro Water District	02/07/2020	Bill Review Fee	8.50
03/19/2020	218229	El Toro Water District	02/07/2020	Bill Review Fee	3.38
03/19/2020	218229	Sweetwater Authority	12/30/2019	Bill Review Fee	8.50
03/19/2020	218229	Sweetwater Authority	01/15/2020	Bill Review Fee	8.50
03/19/2020	218229	Humboldt Bay Municipal Water District	07/25/2019	Bill Review Fee	8.50
03/19/2020	218229	Humboldt Bay Municipal Water District	07/25/2019	Bill Review Fee	0.43
03/19/2020	218229	Solano Irrigation District	08/12/2019	Bill Review Fee	8.50
03/19/2020	218229	Solano Irrigation District	08/12/2019	Bill Review Fee	8.50
03/19/2020	218229	Solano Irrigation District	08/12/2019	Bill Review Fee	1.96
03/19/2020	218229	Rancho California Water District	01/14/2020	Bill Review Fee	8.50
03/19/2020	218229	Rancho California Water District	01/14/2020	Bill Review Fee	15.13
03/19/2020	218229	Tahoe City Public Utility District	05/22/2019	Bill Review Fee	8.50

from 03/16/2020  
to 03/31/2020

ACWA Joint Powers Insurance Authority

Sorted By Check

## Claims Payment Report

<u>Check Date</u>	<u>Check Number</u>	<u>District Name</u>	<u>Claim Date</u>	<u>Transaction Type</u>	<u>Amount</u>
03/19/2020	218229	Tahoe City Public Utility District	05/22/2019	Bill Review Fee	11.26
03/19/2020	218229	South Tahoe Public Utility District	07/30/2019	Bill Review Fee	8.50
03/19/2020	218229	South Tahoe Public Utility District	07/30/2019	Bill Review Fee	28.94
03/19/2020	218229	Water Employee Services Authority	12/10/2018	Bill Review Fee	8.50
03/19/2020	218229	Water Employee Services Authority	12/10/2018	Bill Review Fee	4.37
03/19/2020	218229	Soquel Creek Water District	02/24/2020	Bill Review Fee	8.50
03/19/2020	218229	Scotts Valley Water District	07/10/2003	Bill Review Fee	8.50
03/19/2020	218229	Scotts Valley Water District	07/10/2003	Bill Review Fee	6.46
03/19/2020	218229	Western Municipal Water District	11/21/2019	Bill Review Fee	8.50
03/19/2020	218229	Western Municipal Water District	11/21/2019	Bill Review Fee	8.50
03/19/2020	218229	Tulare Irrigation District	10/19/2011	Bill Review Fee	8.50
03/19/2020	218229	Reclamation District #108	12/17/2019	Bill Review Fee	8.50
03/19/2020	218229	Reclamation District #108	12/17/2019	Bill Review Fee	3.96
03/19/2020	218230	Palmdale Water District	09/10/2019	Photocopy	205.20
03/19/2020	218231	Sierra Lakes County Water District	09/13/2018	PPD	580.00
03/19/2020	218232	Humboldt Bay Municipal Water District	09/30/2019	Physical therapy	55.17
03/19/2020	218233	Humboldt Bay Municipal Water District	09/30/2019	Physical therapy	55.17
03/19/2020	218234	Sweetwater Authority	12/30/2019	TTD	2,502.76
03/19/2020	218235	Yuba County Water Agency	05/08/2017	Testing/Supplies	2,417.00
03/19/2020	218236	Glenn-Colusa Irrigation District	05/08/2019	Mileage	1,225.26
03/19/2020	218237	Glenn-Colusa Irrigation District	05/08/2019	TTD	1,268.80
03/19/2020	218238	Goleta Water District	05/24/2019	PPD	580.00
03/19/2020	218239	Goleta Water District	09/26/2018	TTD	2,430.54
03/19/2020	218240	Merced Irrigation District	08/22/2019	Mileage	102.81
03/19/2020	218241	Yolo County Flood Control & Water Conse	11/21/1991	Life pension	84.00
03/19/2020	218242	Del Paso Manor Water District	09/03/2019	TTD	457.49
03/19/2020	218243	Del Paso Manor Water District	09/03/2019	TTD	457.49
03/19/2020	218244	Western Municipal Water District	11/21/2019	Pharmacy	9.86
03/19/2020	218245	Carmichael Water District	12/12/2019	TTD	2,502.76
03/19/2020	218246	Corcoran Irrigation District	12/13/2017	Applicant attorney fee	500.00
03/19/2020	218247	El Toro Water District	06/22/2015	Photocopy	125.00
03/19/2020	218248	Scotts Valley Water District	10/28/2019	TTD	1,653.86
03/19/2020	218249	El Dorado Irrigation District	12/02/2019	Photocopy	149.29
03/19/2020	218250	El Dorado Irrigation District	12/02/2019	Photocopy	69.00
03/19/2020	218251	Vallecitos Water District	11/20/2012	Legal (Defense)	620.25
03/19/2020	218252	Tulare Irrigation District	10/19/2011	Hospital (Inpatient)	25,921.80
03/19/2020	218253	Las Virgenes Municipal Water District	11/27/2018	TTD	513.72
03/19/2020	218254	Humboldt Bay Municipal Water District	05/29/2019	Testing/Supplies	25.00
03/19/2020	218255	Tulare Irrigation District	10/19/2011	Testing/Supplies	56.34
03/19/2020	218256	Panoche Water District	08/17/2019	Expense, general	22.23
03/19/2020	218257	Helix Water District	04/18/2019	Testing/Supplies	500.00
03/19/2020	218258	Walnut Valley Water District	12/26/2019	Testing/Supplies	345.75
03/19/2020	218259	Valley Center Municipal Water District	09/12/2018	Testing/Supplies	332.35
03/19/2020	218260	Valley Center Municipal Water District	09/12/2018	Testing/Supplies	51.17

from 03/16/2020  
to 03/31/2020

ACWA Joint Powers Insurance Authority

Sorted By Check

## Claims Payment Report

<u>Check Date</u>	<u>Check Number</u>	<u>District Name</u>	<u>Claim Date</u>	<u>Transaction Type</u>	<u>Amount</u>
03/19/2020	218261	Goleta Water District	09/25/2014	PPD	580.00
03/19/2020	218262	Georgetown Divide Public Utility District	11/27/2004	Physical therapy	1,004.41
03/19/2020	218263	Sweetwater Authority	06/22/2019	TTD	1,609.30
03/19/2020	218264	Sutter Extension Water District	04/19/2019	Photocopy	75.00
03/19/2020	218265	Carmichael Water District	12/12/2019	Physical therapy	220.00
03/19/2020	218266	Carmichael Water District	12/12/2019	Physical therapy	220.00
03/19/2020	218267	Trabuco Canyon Water District	10/22/2015	PPD	580.00
03/19/2020	218268	Las Virgenes Municipal Water District	11/27/2018	Medical, general	20.00
03/24/2020	218269	Hi-Desert Water District	02/02/2019	Expert	770.00
03/24/2020	218270	Santa Clarita Valley Water Agency	06/04/2016	Defense Attorney	304.00
03/24/2020	218271	Santa Clarita Valley Water Agency	06/04/2016	Expense General	29.34
03/24/2020	218272	Sacramento Suburban Water District	12/17/2019	Expert	2,272.60
03/24/2020	218273	Elsinore Valley Municipal Water District	01/23/2020	Property - District Property	2,232.34
03/24/2020	218274	Rancho California Water District	04/10/2019	Liability- Bodily Injury	26,250.00
03/24/2020	218275	Rancho California Water District	04/10/2019	Liability- Bodily Injury	3,500.00
03/24/2020	218276	Crescenta Valley Water District	06/29/2018	Liability- Bodily Injury	25,000.00
03/24/2020	218277	Kinneloa Irrigation District	10/04/2019	Liability - Property Damage	37,265.00
03/24/2020	218278	Semitropic Water Storage District	05/19/2014	Defense Attorney	247.50
03/24/2020	218279	Monte Vista Water District	02/04/2020	Appraiser	326.65
03/24/2020	218280	Carmichael Water District	01/10/2017	Liability - Property Damage	10,000.00
03/24/2020	218281	Palmdale Water District	07/05/2018	Adjuster	2,221.46
03/24/2020	218282	Sacramento Suburban Water District	12/17/2019	Adjuster	986.48
03/24/2020	218283	Kinneloa Irrigation District	10/04/2019	Adjuster	616.55
03/24/2020	218284	Kern County Water Agency	09/16/2016	Physical therapy	80.36
03/24/2020	218285	Scotts Valley Water District	07/10/2003	Medical, general	116.47
03/24/2020	218286	South Tahoe Public Utility District	07/30/2019	Medical, general	51.17
03/24/2020	218287	Solano Irrigation District	08/12/2019	Testing/Supplies	88.42
03/24/2020	218288	Elsinore Valley Municipal Water District	05/05/2014	Laboratory fee	77.69
03/24/2020	218289	Tulare Irrigation District	10/19/2011	Legal (Defense)	171.00
03/24/2020	218290	El Toro Water District	02/07/2020	Medical, general	251.58
03/24/2020	218291	El Toro Water District	02/07/2020	Medical, general	256.61
03/24/2020	218292	Western Municipal Water District	06/03/2019	Bill Review Fee	8.50
03/24/2020	218292	Orange County Water District	10/10/2017	Bill Review Fee	8.50
03/24/2020	218292	Orange County Water District	10/10/2017	Bill Review Fee	11.12
03/24/2020	218292	Solano Irrigation District	02/20/2020	Bill Review Fee	8.50
03/24/2020	218292	San Luis & Delta-Mendota Water Authority	02/10/2020	Bill Review Fee	8.50
03/24/2020	218292	San Luis & Delta-Mendota Water Authority	02/10/2020	Bill Review Fee	8.50
03/24/2020	218292	San Luis & Delta-Mendota Water Authority	02/10/2020	Bill Review Fee	12.46
03/24/2020	218292	Las Virgenes Municipal Water District	02/01/2013	Bill Review Fee	8.50
03/24/2020	218292	Sweetwater Authority	02/28/2020	Bill Review Fee	8.50
03/24/2020	218292	Sweetwater Authority	02/28/2020	Bill Review Fee	0.63
03/24/2020	218292	Rancho California Water District	11/19/2019	Bill Review Fee	8.50
03/24/2020	218292	Rancho California Water District	11/19/2019	Bill Review Fee	0.91
03/24/2020	218292	Calaveras County Water District	02/14/2020	Bill Review Fee	8.50

from 03/16/2020  
to 03/31/2020

ACWA Joint Powers Insurance Authority

Sorted By Check

## Claims Payment Report

<u>Check Date</u>	<u>Check Number</u>	<u>District Name</u>	<u>Claim Date</u>	<u>Transaction Type</u>	<u>Amount</u>
03/24/2020	218292	Calaveras County Water District	02/14/2020	Bill Review Fee	0.23
03/24/2020	218292	Bard Water District	08/20/2012	Bill Review Fee	8.50
03/24/2020	218292	Laguna Beach County Water District	10/29/2019	Bill Review Fee	8.50
03/24/2020	218292	Laguna Beach County Water District	10/29/2019	Bill Review Fee	8.50
03/24/2020	218292	Alameda County Water District	10/22/2019	Bill Review Fee	8.50
03/24/2020	218292	Alameda County Water District	10/22/2019	Bill Review Fee	10.64
03/24/2020	218292	South Tahoe Public Utility District	12/17/2019	Bill Review Fee	8.50
03/24/2020	218292	San Dieguito Water District	02/10/2020	Bill Review Fee	8.50
03/24/2020	218292	San Dieguito Water District	02/10/2020	Bill Review Fee	1.48
03/24/2020	218292	Del Paso Manor Water District	09/03/2019	Bill Review Fee	8.50
03/24/2020	218292	Reclamation District #2068	07/24/2017	Bill Review Fee	8.50
03/24/2020	218292	Reclamation District #2068	07/24/2017	Bill Review Fee	8.50
03/24/2020	218292	Elsinore Valley Municipal Water District	05/05/2014	Bill Review Fee	8.50
03/24/2020	218292	Elsinore Valley Municipal Water District	05/05/2014	Bill Review Fee	18.88
03/24/2020	218292	Elsinore Valley Municipal Water District	05/05/2014	Bill Review Fee	8.50
03/24/2020	218292	Elsinore Valley Municipal Water District	05/05/2014	Bill Review Fee	33.55
03/24/2020	218292	Carmichael Water District	12/12/2019	Bill Review Fee	8.50
03/24/2020	218292	Carmichael Water District	12/12/2019	Bill Review Fee	8.45
03/24/2020	218292	Solano Irrigation District	08/12/2019	Bill Review Fee	8.50
03/24/2020	218292	Solano Irrigation District	08/12/2019	Bill Review Fee	8.50
03/24/2020	218292	Rancho California Water District	01/14/2020	Bill Review Fee	8.50
03/24/2020	218292	Rancho California Water District	01/14/2020	Bill Review Fee	4.50
03/24/2020	218292	Rancho California Water District	01/14/2020	Bill Review Fee	8.50
03/24/2020	218292	Rancho California Water District	01/14/2020	Bill Review Fee	4.50
03/24/2020	218292	Rancho California Water District	01/14/2020	Bill Review Fee	8.50
03/24/2020	218292	Rancho California Water District	01/14/2020	Bill Review Fee	3.29
03/24/2020	218292	Rancho California Water District	01/14/2020	Bill Review Fee	8.50
03/24/2020	218292	Rancho California Water District	01/14/2020	Bill Review Fee	3.29
03/24/2020	218292	Rancho California Water District	01/14/2020	Bill Review Fee	8.50
03/24/2020	218292	Rancho California Water District	01/14/2020	Bill Review Fee	4.50
03/24/2020	218292	Rancho California Water District	01/14/2020	Bill Review Fee	8.50
03/24/2020	218292	Rancho California Water District	01/14/2020	Bill Review Fee	3.93
03/24/2020	218292	Rancho California Water District	01/14/2020	Bill Review Fee	8.50
03/24/2020	218292	Rancho California Water District	01/14/2020	Bill Review Fee	4.50
03/24/2020	218292	Rancho California Water District	01/14/2020	Bill Review Fee	8.50
03/24/2020	218292	Rancho California Water District	01/14/2020	Bill Review Fee	3.93
03/24/2020	218292	Tahoe City Public Utility District	05/22/2019	Bill Review Fee	8.50
03/24/2020	218292	Tahoe City Public Utility District	05/22/2019	Bill Review Fee	10.00
03/24/2020	218292	Humboldt Bay Municipal Water District	05/29/2019	Bill Review Fee	8.50
03/24/2020	218292	Humboldt Bay Municipal Water District	05/29/2019	Bill Review Fee	0.52
03/24/2020	218292	Central Coast Water Authority	09/12/2019	Bill Review Fee	8.50
03/24/2020	218292	Central Coast Water Authority	09/12/2019	Bill Review Fee	13.68
03/24/2020	218292	Panoche Water District	08/17/2019	Bill Review Fee	8.50
03/24/2020	218292	Panoche Water District	08/17/2019	Bill Review Fee	8.50

from 03/16/2020  
to 03/31/2020

ACWA Joint Powers Insurance Authority

Sorted By Check

## Claims Payment Report

<u>Check Date</u>	<u>Check Number</u>	<u>District Name</u>	<u>Claim Date</u>	<u>Transaction Type</u>	<u>Amount</u>
03/24/2020	218292	Panoche Water District	08/17/2019	Bill Review Fee	12.30
03/24/2020	218292	Tulare Irrigation District	11/18/2019	Bill Review Fee	8.50
03/24/2020	218292	Tulare Irrigation District	11/18/2019	Bill Review Fee	6.01
03/24/2020	218292	Helix Water District	04/18/2019	Bill Review Fee	8.50
03/24/2020	218292	Helix Water District	04/18/2019	Bill Review Fee	4.11
03/24/2020	218292	Las Virgenes Municipal Water District	11/27/2018	Bill Review Fee	8.50
03/24/2020	218292	Las Virgenes Municipal Water District	11/27/2018	Bill Review Fee	8.50
03/24/2020	218292	South Tahoe Public Utility District	07/30/2019	Bill Review Fee	8.50
03/24/2020	218292	South Tahoe Public Utility District	07/30/2019	Bill Review Fee	28.94
03/24/2020	218292	South Tahoe Public Utility District	07/30/2019	Bill Review Fee	8.50
03/24/2020	218292	South Tahoe Public Utility District	07/30/2019	Bill Review Fee	12.20
03/24/2020	218292	Helix Water District	08/06/2013	Bill Review Fee	8.50
03/24/2020	218292	Helix Water District	08/06/2013	Bill Review Fee	13.49
03/24/2020	218292	San Juan Water District	01/26/2016	Bill Review Fee	8.50
03/24/2020	218292	San Juan Water District	01/26/2016	Bill Review Fee	7.19
03/24/2020	218292	San Juan Water District	10/12/2016	Bill Review Fee	8.50
03/24/2020	218292	San Juan Water District	10/12/2016	Bill Review Fee	7.19
03/24/2020	218292	Vallecitos Water District	01/14/2016	Bill Review Fee	8.50
03/24/2020	218292	Vallecitos Water District	01/14/2016	Bill Review Fee	18.54
03/24/2020	218292	Scotts Valley Water District	11/19/2019	Bill Review Fee	8.50
03/24/2020	218292	Scotts Valley Water District	11/19/2019	Bill Review Fee	4.55
03/24/2020	218292	Santa Clarita Valley Water Agency	10/09/2019	Bill Review Fee	8.50
03/24/2020	218292	Moulton Niguel Water District	03/03/2020	Bill Review Fee	8.50
03/24/2020	218292	Moulton Niguel Water District	03/03/2020	Bill Review Fee	28.32
03/24/2020	218292	Woodbridge Irrigation District	11/05/2019	Bill Review Fee	8.50
03/24/2020	218292	Woodbridge Irrigation District	11/05/2019	Bill Review Fee	9.59
03/24/2020	218292	Woodbridge Irrigation District	11/05/2019	Bill Review Fee	8.50
03/24/2020	218292	Woodbridge Irrigation District	11/05/2019	Bill Review Fee	9.59
03/24/2020	218292	Woodbridge Irrigation District	11/05/2019	Bill Review Fee	8.50
03/24/2020	218292	Woodbridge Irrigation District	11/05/2019	Bill Review Fee	4.96
03/24/2020	218292	Western Municipal Water District	01/23/2020	Bill Review Fee	8.50
03/24/2020	218292	Western Municipal Water District	01/23/2020	Bill Review Fee	7.22
03/24/2020	218292	Tulare Irrigation District	10/19/2011	Bill Review Fee	8.50
03/24/2020	218292	Tulare Irrigation District	10/19/2011	Bill Review Fee	6.38
03/24/2020	218292	Cucamonga Valley Water District	12/12/2019	Bill Review Fee	8.50
03/24/2020	218292	Cucamonga Valley Water District	12/12/2019	Bill Review Fee	12.62
03/24/2020	218292	Kern County Water Agency	09/16/2016	Bill Review Fee	8.50
03/24/2020	218292	Kern County Water Agency	09/16/2016	Bill Review Fee	6.70
03/24/2020	218292	Vista Irrigation District	02/24/2020	Bill Review Fee	8.50
03/24/2020	218292	Vista Irrigation District	02/24/2020	Bill Review Fee	6.28
03/24/2020	218293	Crescenta Valley Water District	09/04/2019	Medical, general	12.37
03/24/2020	218294	Berrenda Mesa Water District	12/18/2017	PPD	580.00
03/24/2020	218295	Yorba Linda Water District	09/09/2019	Legal (Defense)	836.80
03/24/2020	218296	Glenn-Colusa Irrigation District	01/10/2020	Physical therapy	139.40

from 03/16/2020  
to 03/31/2020

ACWA Joint Powers Insurance Authority

Sorted By Check

## Claims Payment Report

<u>Check Date</u>	<u>Check Number</u>	<u>District Name</u>	<u>Claim Date</u>	<u>Transaction Type</u>	<u>Amount</u>
03/24/2020	218297	Mission Springs Water District	08/21/2011	PPD	460.00
03/24/2020	218298	Reclamation District #108	12/17/2019	Medical, general	53.32
03/24/2020	218299	Desert Water Agency	01/15/2020	Medical, general	109.77
03/24/2020	218300	Tahoe City Public Utility District	05/22/2019	Laboratory fee	240.00
03/24/2020	218301	Berrenda Mesa Water District	02/25/2013	Legal (Defense)	476.15
03/24/2020	218302	Merced Irrigation District	11/09/2018	PPD	580.00
03/24/2020	218303	Rancho California Water District	01/14/2020	Medical, general	73.76
03/24/2020	218304	Rancho California Water District	10/01/2019	Medical, general	105.77
03/24/2020	218305	Rancho California Water District	10/01/2019	Medical, general	73.76
03/24/2020	218306	Rancho California Water District	10/01/2019	Medical, general	73.76
03/24/2020	218307	Rancho California Water District	01/14/2020	Medical, general	73.76
03/24/2020	218308	Crescenta Valley Water District	09/25/2019	TTD	2,234.66
03/24/2020	218309	Goleta Water District	09/26/2018	Physical therapy	141.67
03/24/2020	218310	Water Employee Services Authority	12/10/2018	Physical therapy	117.03
03/24/2020	218311	Western Municipal Water District	11/21/2019	Pharmacy	73.33
03/24/2020	218312	Sweetwater Authority	08/16/2018	Medical, general	73.76
03/24/2020	218313	Sweetwater Authority	08/16/2018	Medical, general	73.76
03/24/2020	218314	Humboldt Bay Municipal Water District	05/29/2019	Hospital (Inpatient)	67.98
03/24/2020	218315	Rancho California Water District	01/14/2020	TTD	1,385.04
03/24/2020	218316	Elsinore Valley Municipal Water District	05/05/2014	Medical, general	480.75
03/24/2020	218317	Calaveras County Water District	07/12/2018	PPD	580.00
03/24/2020	218318	Kern-Tulare Water District	12/30/2019	Pharmacy	8.69
03/24/2020	218319	Rancho California Water District	03/18/2008	Pharmacy	53.93
03/24/2020	218320	Corcoran Irrigation District	01/09/2015	Pharmacy	26.12
03/24/2020	218321	Sweetwater Authority	06/22/2019	Pharmacy	8.98
03/24/2020	218322	Carmichael Water District	12/12/2019	Pharmacy	10.71
03/24/2020	218323	Wheeler Ridge-Maricopa Water Storage D	02/20/2020	Pharmacy	1,878.27
03/24/2020	218324	San Luis Water District	03/25/2019	TTD	1,043.50
03/24/2020	218325	Trabuco Canyon Water District	02/06/2014	Medical, general	89.03
03/24/2020	218326	Trabuco Canyon Water District	02/06/2014	Medical, general	99.03
03/24/2020	218327	Walnut Valley Water District	12/26/2019	Medical, general	95.56
03/24/2020	218328	Tulare Irrigation District	10/19/2011	Laboratory fee	8.76
03/24/2020	218329	El Dorado Irrigation District	02/21/2020	Medical, general	73.04
03/24/2020	218330	Browns Valley Irrigation District	02/05/2020	Medical, general	98.67
03/24/2020	218331	Browns Valley Irrigation District	02/05/2020	Medical, general	98.67
03/24/2020	218332	Rancho California Water District	01/14/2020	Medical, general	315.32
03/24/2020	218333	Rancho California Water District	11/19/2019	Physical therapy	117.45
03/24/2020	218334	Rancho California Water District	11/19/2019	Physical therapy	117.45
03/24/2020	218335	Elsinore Valley Municipal Water District	05/05/2014	Medical, general	111.16
03/24/2020	218336	Western Municipal Water District	11/21/2019	Medical, general	102.14
03/24/2020	218337	Western Municipal Water District	11/21/2019	Medical, general	161.63
03/24/2020	218338	Sweetwater Authority	01/21/2020	Medical, general	111.75
03/24/2020	218339	Sweetwater Authority	12/30/2019	Physical therapy	104.61
03/24/2020	218340	Sweetwater Authority	12/30/2019	Physical therapy	121.75



from 03/16/2020  
to 03/31/2020

ACWA Joint Powers Insurance Authority

Sorted By Check

## Claims Payment Report

<u>Check Date</u>	<u>Check Number</u>	<u>District Name</u>	<u>Claim Date</u>	<u>Transaction Type</u>	<u>Amount</u>
03/24/2020	218341	Sweetwater Authority	01/15/2020	Medical, general	114.89
03/24/2020	218342	Sweetwater Authority	12/30/2019	Physical therapy	104.61
03/24/2020	218343	Yuba County Water Agency	05/08/2017	PPD	580.00
03/24/2020	218344	Laguna Beach County Water District	01/09/2020	Medical, general	88.13
03/24/2020	218345	Laguna Beach County Water District	01/09/2020	Medical, general	88.13
03/24/2020	218346	Laguna Beach County Water District	01/09/2020	Medical, general	88.13
03/24/2020	218347	Sutter Extension Water District	04/19/2019	Laboratory fee	77.69
03/24/2020	218348	South Coast Water District	02/03/2020	Pharmacy	14.54
03/24/2020	218349	Kern-Tulare Water District	12/30/2019	Pharmacy	8.69
03/24/2020	218350	Sweetwater Authority	06/22/2019	Medical, general	86.65
03/24/2020	218351	Solano Irrigation District	08/12/2019	Medical, general	225.94
03/24/2020	218352	Humboldt Bay Municipal Water District	07/25/2019	Testing/Supplies	27.08
03/24/2020	218353	Humboldt Bay Municipal Water District	07/25/2019	Hospital (Inpatient)	168.70
03/24/2020	218354	Las Virgenes Municipal Water District	09/18/2019	Pharmacy	46.98
03/24/2020	218355	Las Virgenes Municipal Water District	09/18/2019	Mileage	362.88
03/26/2020	218356	Soquel Creek Water District	06/05/2019	Expert	1,300.00
03/26/2020	218357	Merced Irrigation District	07/05/2019	Defense Attorney	414.00
03/26/2020	218358	Moulton Niguel Water District	02/14/2020	Liability - Property Damage	312.95
03/26/2020	218359	Fresno Metropolitan Flood Control District	05/29/2019	Property - District Property	347.24
03/26/2020	218360	Vista Irrigation District	11/22/2019	Expert	2,650.00
03/26/2020	218361	Laguna Beach County Water District	12/12/2019	Adjuster	1,348.89
03/26/2020	218362	Mesa Water District	10/14/2018	Adjuster	280.25
03/26/2020	218363	Vista Irrigation District	11/22/2019	Liability - Property Damage	1,278.56
03/26/2020	218364	Vista Irrigation District	11/22/2019	Liability - Property Damage	319.19
03/26/2020	218365	Woodbridge Irrigation District	11/05/2019	Medical, general	109.08
03/26/2020	218366	Woodbridge Irrigation District	11/05/2019	Medical, general	81.87
03/26/2020	218367	Woodbridge Irrigation District	11/05/2019	Medical, general	109.08
03/26/2020	218368	Sutter Extension Water District	04/19/2019	TTD	188.37
03/26/2020	218369	Sutter Extension Water District	04/19/2019	TTD	941.87
03/26/2020	218370	Reclamation District #2068	07/24/2017	Physical therapy	102.60
03/26/2020	218371	Reclamation District #2068	07/24/2017	Physical therapy	102.60
03/26/2020	218372	Reclamation District #2068	07/24/2017	Physical therapy	102.60
03/26/2020	218373	Central Coast Water Authority	09/12/2019	Medical, general	315.57
03/26/2020	218374	Alameda County Water District	10/22/2019	Physical therapy	127.65
03/26/2020	218375	Merced Irrigation District	11/09/2018	Photocopy	194.18
03/26/2020	218376	Merced Irrigation District	11/09/2018	Photocopy	194.18
03/26/2020	218377	Merced Irrigation District	11/09/2018	Photocopy	75.00
03/26/2020	218378	Kern County Water Agency	09/16/2016	Physical therapy	80.36
03/26/2020	218379	South Tahoe Public Utility District	07/30/2019	Medical, general	51.17
03/26/2020	218380	South Tahoe Public Utility District	07/30/2019	Medical, general	110.40
03/26/2020	218381	South Tahoe Public Utility District	12/17/2019	Physical therapy	471.51
03/26/2020	218382	Elsinore Valley Municipal Water District	05/05/2014	Laboratory fee	77.69
03/26/2020	218383	Sweetwater Authority	02/28/2020	TTD	2,598.86
03/26/2020	218384	Yorba Linda Water District	09/09/2019	TTD	1,508.03

from 03/16/2020  
to 03/31/2020

ACWA Joint Powers Insurance Authority

Sorted By Check

## Claims Payment Report

<u>Check Date</u>	<u>Check Number</u>	<u>District Name</u>	<u>Claim Date</u>	<u>Transaction Type</u>	<u>Amount</u>
03/26/2020	218385	Truckee Donner Public Utility District	01/06/2020	Bill Review Fee	8.50
03/26/2020	218385	San Luis Water District	08/09/2013	Bill Review Fee	8.50
03/26/2020	218385	San Luis Water District	08/09/2013	Bill Review Fee	85.01
03/26/2020	218385	San Luis Water District	08/09/2013	Bill Review Fee	8.50
03/26/2020	218385	San Luis Water District	08/09/2013	Bill Review Fee	15.51
03/26/2020	218385	Vallecitos Water District	10/09/2019	Bill Review Fee	8.50
03/26/2020	218385	Vallecitos Water District	10/09/2019	Bill Review Fee	1.48
03/26/2020	218385	San Luis & Delta-Mendota Water Authority	02/10/2020	Bill Review Fee	8.50
03/26/2020	218385	San Luis & Delta-Mendota Water Authority	02/10/2020	Bill Review Fee	8.50
03/26/2020	218385	San Luis & Delta-Mendota Water Authority	02/10/2020	Bill Review Fee	6.70
03/26/2020	218385	Sweetwater Authority	02/28/2020	Bill Review Fee	8.50
03/26/2020	218385	Sweetwater Authority	02/28/2020	Bill Review Fee	8.50
03/26/2020	218385	Sweetwater Authority	02/28/2020	Bill Review Fee	14.68
03/26/2020	218385	Merced Irrigation District	07/13/2010	Bill Review Fee	8.50
03/26/2020	218385	Merced Irrigation District	07/13/2010	Bill Review Fee	12.30
03/26/2020	218385	Montecito Water District	12/23/2019	Bill Review Fee	8.50
03/26/2020	218385	Montecito Water District	12/23/2019	Bill Review Fee	0.53
03/26/2020	218385	Bard Water District	03/04/2020	Bill Review Fee	8.50
03/26/2020	218385	Calaveras County Water District	02/14/2020	Bill Review Fee	8.50
03/26/2020	218385	Calaveras County Water District	02/14/2020	Bill Review Fee	0.30
03/26/2020	218385	Mission Springs Water District	08/21/2011	Bill Review Fee	8.50
03/26/2020	218385	Mission Springs Water District	08/21/2011	Bill Review Fee	13.85
03/26/2020	218385	Montecito Water District	08/20/2019	Bill Review Fee	8.50
03/26/2020	218385	Montecito Water District	08/20/2019	Bill Review Fee	5.83
03/26/2020	218385	Sweetwater Authority	12/30/2019	Bill Review Fee	8.50
03/26/2020	218385	South Coast Water District	02/25/2020	Bill Review Fee	8.50
03/26/2020	218385	South Coast Water District	02/25/2020	Bill Review Fee	8.33
03/26/2020	218385	South Coast Water District	02/25/2020	Bill Review Fee	8.50
03/26/2020	218385	South Coast Water District	02/25/2020	Bill Review Fee	10.64
03/26/2020	218385	Glenn-Colusa Irrigation District	05/08/2019	Bill Review Fee	8.50
03/26/2020	218385	Glenn-Colusa Irrigation District	05/08/2019	Bill Review Fee	11.91
03/26/2020	218385	Carpinteria Valley Water District	07/17/2019	Bill Review Fee	8.50
03/26/2020	218385	Goleta Water District	09/26/2018	Bill Review Fee	8.50
03/26/2020	218385	Goleta Water District	09/26/2018	Bill Review Fee	6.25
03/26/2020	218385	Goleta Water District	09/26/2018	Bill Review Fee	8.50
03/26/2020	218385	Goleta Water District	09/26/2018	Bill Review Fee	6.25
03/26/2020	218385	Goleta Water District	09/26/2018	Bill Review Fee	8.50
03/26/2020	218385	Goleta Water District	09/26/2018	Bill Review Fee	6.25
03/26/2020	218385	Merced Irrigation District	08/22/2019	Bill Review Fee	8.50
03/26/2020	218385	Merced Irrigation District	08/22/2019	Bill Review Fee	12.30
03/26/2020	218385	Sweetwater Authority	12/11/2018	Bill Review Fee	8.50
03/26/2020	218385	Soquel Creek Water District	08/17/2017	Bill Review Fee	8.50
03/26/2020	218385	Soquel Creek Water District	08/17/2017	Bill Review Fee	6.38
03/26/2020	218385	Carmichael Water District	12/12/2019	Bill Review Fee	8.50

from 03/16/2020  
to 03/31/2020

ACWA Joint Powers Insurance Authority

Sorted By Check

## Claims Payment Report

<u>Check Date</u>	<u>Check Number</u>	<u>District Name</u>	<u>Claim Date</u>	<u>Transaction Type</u>	<u>Amount</u>
03/26/2020	218385	Carmichael Water District	12/12/2019	Bill Review Fee	1.66
03/26/2020	218385	Carmichael Water District	12/12/2019	Bill Review Fee	8.50
03/26/2020	218385	Carmichael Water District	12/12/2019	Bill Review Fee	8.45
03/26/2020	218385	South Coast Water District	11/07/2019	Bill Review Fee	8.50
03/26/2020	218385	South Coast Water District	11/07/2019	Bill Review Fee	3.37
03/26/2020	218385	Rancho California Water District	01/14/2020	Bill Review Fee	8.50
03/26/2020	218385	Rancho California Water District	01/14/2020	Bill Review Fee	7.97
03/26/2020	218385	Panoche Water District	08/17/2019	Bill Review Fee	8.50
03/26/2020	218385	Panoche Water District	08/17/2019	Bill Review Fee	15.35
03/26/2020	218385	Santa Ynez River WCD Improvement Dist	08/08/2001	Bill Review Fee	8.50
03/26/2020	218385	Santa Ynez River WCD Improvement Dist	08/08/2001	Bill Review Fee	13.68
03/26/2020	218385	Water Employee Services Authority	12/10/2018	Bill Review Fee	8.50
03/26/2020	218385	Water Employee Services Authority	12/10/2018	Bill Review Fee	5.26
03/26/2020	218385	Kings River Conservation District	11/18/2016	Bill Review Fee	8.50
03/26/2020	218385	Kings River Conservation District	11/18/2016	Bill Review Fee	14.07
03/26/2020	218385	Sweetwater Authority	01/21/2020	Bill Review Fee	8.50
03/26/2020	218385	Walnut Valley Water District	12/26/2019	Bill Review Fee	8.50
03/26/2020	218385	Walnut Valley Water District	12/26/2019	Bill Review Fee	16.37
03/26/2020	218385	Western Municipal Water District	11/21/2019	Bill Review Fee	8.50
03/26/2020	218385	Western Municipal Water District	11/21/2019	Bill Review Fee	0.95
03/26/2020	218385	Western Municipal Water District	11/21/2019	Bill Review Fee	8.50
03/26/2020	218385	Western Municipal Water District	11/21/2019	Bill Review Fee	0.95
03/26/2020	218385	Glenn-Colusa Irrigation District	01/10/2020	Bill Review Fee	8.50
03/26/2020	218385	Glenn-Colusa Irrigation District	01/10/2020	Bill Review Fee	4.64
03/26/2020	218385	Glenn-Colusa Irrigation District	01/10/2020	Bill Review Fee	8.50
03/26/2020	218385	Glenn-Colusa Irrigation District	01/10/2020	Bill Review Fee	4.64
03/26/2020	218385	Helix Water District	10/29/2019	Bill Review Fee	8.50
03/26/2020	218385	Helix Water District	10/29/2019	Bill Review Fee	7.85
03/26/2020	218385	Helix Water District	07/23/2019	Bill Review Fee	8.50
03/26/2020	218385	Helix Water District	07/23/2019	Bill Review Fee	3.42
03/26/2020	218385	Helix Water District	07/23/2019	Bill Review Fee	8.50
03/26/2020	218385	Helix Water District	07/23/2019	Bill Review Fee	2.03
03/26/2020	218385	Vista Irrigation District	02/24/2020	Bill Review Fee	8.50
03/26/2020	218385	Vista Irrigation District	02/24/2020	Bill Review Fee	1.48
03/26/2020	218385	Browns Valley Irrigation District	02/05/2020	Bill Review Fee	8.50
03/26/2020	218385	Browns Valley Irrigation District	02/05/2020	Bill Review Fee	3.82
03/26/2020	218385	Crescenta Valley Water District	09/04/2019	Bill Review Fee	8.50
03/26/2020	218385	Crescenta Valley Water District	09/04/2019	Bill Review Fee	1.46
03/26/2020	218386	Desert Water Agency	01/15/2020	TTD	1,928.06
03/26/2020	218387	Cucamonga Valley Water District	12/12/2019	Medical, general	161.03
03/26/2020	218388	San Luis & Delta-Mendota Water Authority	10/04/2017	Legal (Defense)	305.91
03/26/2020	218389	Sutter Extension Water District	04/19/2019	Legal (Defense)	1,033.09
03/26/2020	218390	Solano Irrigation District	12/30/2015	Legal (Defense)	700.54
03/26/2020	218391	Fair Oaks Water District	04/26/2018	Legal (Defense)	420.25

from 03/16/2020  
to 03/31/2020

ACWA Joint Powers Insurance Authority

Sorted By Check

## Claims Payment Report

<u>Check Date</u>	<u>Check Number</u>	<u>District Name</u>	<u>Claim Date</u>	<u>Transaction Type</u>	<u>Amount</u>
03/26/2020	218392	Sweetwater Authority	08/16/2017	Legal (Defense)	33.99
03/26/2020	218393	Elsinore Valley Municipal Water District	05/05/2014	Legal (Defense)	321.42
03/26/2020	218394	San Juan Water District	01/26/2016	Legal (Defense)	955.33
03/26/2020	218395	El Toro Water District	01/29/2019	Legal (Defense)	17.00
03/26/2020	218396	Calleguas Municipal Water District	07/31/2017	Legal (Defense)	152.96
03/26/2020	218397	South Coast Water District	08/10/2015	Legal (Defense)	67.98
03/26/2020	218398	Merced Irrigation District	11/09/2018	Legal (Defense)	2,443.68
03/26/2020	218399	Tahoe City Public Utility District	05/22/2019	Legal (Defense)	458.87
03/26/2020	218400	Western Municipal Water District	07/25/2018	Legal (Defense)	662.81
03/26/2020	218401	Merced Irrigation District	03/17/2009	Legal (Defense)	1,297.80
03/26/2020	218402	El Toro Water District	06/22/2015	Legal (Defense)	339.90
03/26/2020	218403	Santa Ynez River WCD Improvement Dist	08/08/2001	Legal (Defense)	305.91
03/26/2020	218404	Solano Irrigation District	07/15/2014	Legal (Defense)	135.96
03/26/2020	218405	Orange County Water District	08/16/2019	Legal (Defense)	424.88
03/26/2020	218406	Palmdale Water District	03/14/2018	Legal (Defense)	126.18
03/26/2020	218407	El Dorado Irrigation District	06/14/2008	Legal (Defense)	339.90
03/26/2020	218408	Vallecitos Water District	01/14/2016	Medical, general	192.71
03/26/2020	218409	Soquel Creek Water District	02/24/2020	Medical, general	167.43
03/26/2020	218410	Tahoe City Public Utility District	05/22/2019	Laboratory fee	217.60
03/26/2020	218411	Solano Irrigation District	02/20/2020	Investigation/Subrosa	878.02
03/26/2020	218412	Laguna Beach County Water District	10/29/2019	TTD	1,839.46
03/26/2020	218413	Bard Water District	08/20/2012	Laboratory fee	296.30
03/26/2020	218414	Merced Irrigation District	02/05/2019	TTD	1,927.46
03/26/2020	218415	Kern County Water Agency	09/16/2016	Legal (Defense)	195.00
03/26/2020	218416	Tulare Irrigation District	11/18/2019	Anesthesiologist	170.37
03/26/2020	218417	Humboldt Bay Municipal Water District	05/29/2019	Medical, general	23.38
03/26/2020	218418	Kern County Water Agency	09/16/2016	Hospital (Inpatient)	48,212.39
03/26/2020	218419	Calaveras County Water District	02/14/2020	Medical, general	115.33
03/26/2020	218420	Panoche Water District	08/17/2019	TTD	1,041.34
03/26/2020	218421	Laguna Beach County Water District	10/29/2019	Hospital (Inpatient)	15.96
03/26/2020	218422	South Tahoe Public Utility District	07/30/2019	TTD	178.77
03/26/2020	218423	Laguna Beach County Water District	10/29/2019	Testing/Supplies	65.80
03/26/2020	218424	San Juan Water District	10/12/2016	Medical, general	86.65
03/26/2020	218425	San Juan Water District	01/26/2016	Medical, general	86.65
03/26/2020	218426	Panoche Water District	08/17/2019	Medical, general	184.00
03/26/2020	218427	San Luis & Delta-Mendota Water Authority	02/10/2020	Medical, general	113.16
03/26/2020	218428	Santa Clarita Valley Water Agency	10/09/2019	Medical, general	121.45
03/26/2020	218429	Scotts Valley Water District	11/19/2019	Testing/Supplies	34.81
03/26/2020	218430	Rancho California Water District	01/14/2020	Physical therapy	74.56
03/26/2020	218431	Rancho California Water District	01/14/2020	Physical therapy	74.56
03/26/2020	218432	Rancho California Water District	01/14/2020	Physical therapy	102.05
03/26/2020	218433	Rancho California Water District	01/14/2020	Physical therapy	89.12
03/26/2020	218434	Rancho California Water District	01/14/2020	Physical therapy	102.05
03/26/2020	218435	Rancho California Water District	01/14/2020	Physical therapy	89.12

from 03/16/2020  
to 03/31/2020

ACWA Joint Powers Insurance Authority

Sorted By Check

## Claims Payment Report

<u>Check Date</u>	<u>Check Number</u>	<u>District Name</u>	<u>Claim Date</u>	<u>Transaction Type</u>	<u>Amount</u>
03/26/2020	218436	Rancho California Water District	01/14/2020	Physical therapy	102.05
03/26/2020	218437	Rancho California Water District	01/14/2020	Physical therapy	102.05
03/26/2020	218438	Rancho California Water District	11/19/2019	Physical therapy	117.45
03/26/2020	218439	Helix Water District	08/06/2013	Medical, general	111.16
03/26/2020	218440	Elsinore Valley Municipal Water District	05/05/2014	Medical, general	146.44
03/26/2020	218441	Western Municipal Water District	06/03/2019	Medical, general	161.63
03/26/2020	218442	Carmichael Water District	12/12/2019	Physical therapy	101.37
03/26/2020	218443	Sweetwater Authority	02/28/2020	Medical, general	159.75
03/26/2020	218444	Panoche Water District	08/17/2019	Medical, general	111.16
03/26/2020	218445	Moulton Niguel Water District	03/03/2020	Medical, general	239.24
03/26/2020	218446	Orange County Water District	10/10/2017	Medical, general	252.02
03/26/2020	218447	Western Municipal Water District	01/23/2020	Medical, general	86.65
03/26/2020	218448	San Luis & Delta-Mendota Water Authority	02/10/2020	Pharmacy	9.04
03/26/2020	218449	Solano Irrigation District	08/12/2019	Physical therapy	92.00
03/26/2020	218450	Solano Irrigation District	02/20/2020	Medical, general	161.78
03/26/2020	218451	Solano Irrigation District	08/12/2019	Testing/Supplies	158.49
03/26/2020	218452	Del Paso Manor Water District	09/03/2019	Hospital (Inpatient)	7,636.28
03/26/2020	218453	Walnut Valley Water District	08/28/2012	Mileage	198.50
03/26/2020	218454	Helix Water District	07/23/2019	TTD	2,272.34
03/26/2020	218455	Tulare Irrigation District	10/19/2011	Medical, general	144.50
03/26/2020	218456	Las Virgenes Municipal Water District	11/27/2018	Physical therapy	141.81
03/26/2020	218457	Las Virgenes Municipal Water District	11/27/2018	Physical therapy	190.85
03/26/2020	218458	Las Virgenes Municipal Water District	02/01/2013	Physical therapy	141.81
03/26/2020	218459	San Dieguito Water District	02/10/2020	Medical, general	112.15
03/26/2020	218460	Vista Irrigation District	02/24/2020	Medical, general	477.45
03/31/2020	218461	South Montebello Irrigation District	06/10/2019	Liability - Property Damage	1,741.51
03/31/2020	218462	Valley of the Moon Water District	03/19/2020	Appraiser	155.00
03/31/2020	218463	Laguna Beach County Water District	03/19/2020	Appraiser	155.00
03/31/2020	218464	Rancho California Water District	06/17/2019	Adjuster	1,502.73
03/31/2020	218465	Lindsay-Strathmore Irrigation District	01/01/2019	Adjuster	2,251.38
03/31/2020	218466	Alta Irrigation District	11/19/2014	PPD	580.00
03/31/2020	218467	Browns Valley Irrigation District	02/05/2020	Physical therapy	86.58
03/31/2020	218468	Sweetwater Authority	12/11/2018	Anesthesiologist	184.54
03/31/2020	218469	Palmdale Water District	10/29/2019	Photocopy	180.00
03/31/2020	218470	Palmdale Water District	10/29/2019	Photocopy	30.00
03/31/2020	218471	Rancho California Water District	08/04/2018	Photocopy	30.00
03/31/2020	218472	Helix Water District	10/29/2019	Medical, general	86.65
03/31/2020	218473	Rancho California Water District	11/19/2019	TTD	2,502.76
03/31/2020	218474	Desert Water Agency	03/21/2014	Mileage	59.80
03/31/2020	218475	Kings River Conservation District	11/18/2016	Medical, general	120.12
03/31/2020	218476	Calleguas Municipal Water District	07/31/2017	Bill Review Fee	8.50
03/31/2020	218476	Sutter Extension Water District	04/19/2019	Bill Review Fee	8.50
03/31/2020	218476	Sutter Extension Water District	04/19/2019	Bill Review Fee	8.50
03/31/2020	218476	Solano Irrigation District	02/20/2020	Bill Review Fee	8.50

from 03/16/2020  
to 03/31/2020

ACWA Joint Powers Insurance Authority

Sorted By Check

## Claims Payment Report

<u>Check Date</u>	<u>Check Number</u>	<u>District Name</u>	<u>Claim Date</u>	<u>Transaction Type</u>	<u>Amount</u>
03/31/2020	218476	Las Virgenes Municipal Water District	02/01/2013	Bill Review Fee	8.50
03/31/2020	218476	Las Virgenes Municipal Water District	02/01/2013	Bill Review Fee	2.21
03/31/2020	218476	Las Virgenes Municipal Water District	02/01/2013	Bill Review Fee	8.50
03/31/2020	218476	Sweetwater Authority	02/28/2020	Bill Review Fee	8.50
03/31/2020	218476	Sweetwater Authority	02/28/2020	Bill Review Fee	0.63
03/31/2020	218476	Sweetwater Authority	02/28/2020	Bill Review Fee	8.50
03/31/2020	218476	South Coast Water District	02/03/2020	Bill Review Fee	8.50
03/31/2020	218476	Bard Water District	03/04/2020	Bill Review Fee	8.50
03/31/2020	218476	Desert Water Agency	01/15/2020	Bill Review Fee	8.50
03/31/2020	218476	Desert Water Agency	01/15/2020	Bill Review Fee	5.62
03/31/2020	218476	Calaveras County Water District	02/14/2020	Bill Review Fee	8.50
03/31/2020	218476	Calaveras County Water District	02/14/2020	Bill Review Fee	0.15
03/31/2020	218476	West Stanislaus Irrigation District	03/03/2020	Bill Review Fee	8.50
03/31/2020	218476	West Stanislaus Irrigation District	03/03/2020	Bill Review Fee	22.25
03/31/2020	218476	Corcoran Irrigation District	01/09/2015	Bill Review Fee	8.50
03/31/2020	218476	Corcoran Irrigation District	01/09/2015	Bill Review Fee	4.84
03/31/2020	218476	Corcoran Irrigation District	01/09/2015	Bill Review Fee	4.41
03/31/2020	218476	Laguna Beach County Water District	10/29/2019	Bill Review Fee	8.50
03/31/2020	218476	Solano Irrigation District	03/06/2020	Bill Review Fee	8.50
03/31/2020	218476	Alameda County Water District	10/22/2019	Bill Review Fee	8.50
03/31/2020	218476	Alameda County Water District	10/22/2019	Bill Review Fee	8.50
03/31/2020	218476	Sweetwater Authority	03/06/2017	Bill Review Fee	8.50
03/31/2020	218476	Sweetwater Authority	03/06/2017	Bill Review Fee	15.18
03/31/2020	218476	Crescenta Valley Water District	09/25/2019	Bill Review Fee	8.50
03/31/2020	218476	Crescenta Valley Water District	09/25/2019	Bill Review Fee	0.18
03/31/2020	218476	Sweetwater Authority	12/06/2019	Bill Review Fee	8.50
03/31/2020	218476	Sweetwater Authority	12/06/2019	Bill Review Fee	0.63
03/31/2020	218476	Carmichael Water District	12/12/2019	Bill Review Fee	8.50
03/31/2020	218476	Carmichael Water District	12/12/2019	Bill Review Fee	8.45
03/31/2020	218476	Carmichael Water District	12/12/2019	Bill Review Fee	8.50
03/31/2020	218476	Carmichael Water District	12/12/2019	Bill Review Fee	8.50
03/31/2020	218476	Carmichael Water District	12/12/2019	Bill Review Fee	8.50
03/31/2020	218476	Carmichael Water District	12/12/2019	Bill Review Fee	8.45
03/31/2020	218476	Carmichael Water District	12/12/2019	Bill Review Fee	8.50
03/31/2020	218476	Carmichael Water District	12/12/2019	Bill Review Fee	8.45
03/31/2020	218476	Las Virgenes Municipal Water District	12/02/2019	Bill Review Fee	8.50
03/31/2020	218476	Truckee Donner Public Utility District	03/10/2020	Bill Review Fee	8.50
03/31/2020	218476	Truckee Donner Public Utility District	03/10/2020	Bill Review Fee	1.69
03/31/2020	218476	Rancho California Water District	01/14/2020	Bill Review Fee	8.50
03/31/2020	218476	Rancho California Water District	01/14/2020	Bill Review Fee	3.93
03/31/2020	218476	Tahoe City Public Utility District	05/22/2019	Bill Review Fee	8.50
03/31/2020	218476	Panoche Water District	08/17/2019	Bill Review Fee	8.50
03/31/2020	218476	Helix Water District	04/18/2019	Bill Review Fee	8.50
03/31/2020	218476	Santa Fe Irrigation District	12/18/2019	Bill Review Fee	8.50

from 03/16/2020  
to 03/31/2020

ACWA Joint Powers Insurance Authority

Sorted By Check

## Claims Payment Report

<u>Check Date</u>	<u>Check Number</u>	<u>District Name</u>	<u>Claim Date</u>	<u>Transaction Type</u>	<u>Amount</u>
03/31/2020	218476	Santa Fe Irrigation District	12/18/2019	Bill Review Fee	3.94
03/31/2020	218476	Las Virgenes Municipal Water District	11/27/2018	Bill Review Fee	8.50
03/31/2020	218476	Las Virgenes Municipal Water District	11/27/2018	Bill Review Fee	8.50
03/31/2020	218476	Goleta Water District	09/25/2014	Bill Review Fee	8.50
03/31/2020	218476	Goleta Water District	09/25/2014	Bill Review Fee	31.79
03/31/2020	218476	Fallbrook Public Utility District	01/03/2020	Bill Review Fee	8.50
03/31/2020	218476	Fallbrook Public Utility District	01/03/2020	Bill Review Fee	3.76
03/31/2020	218476	El Dorado Irrigation District	10/22/2019	Bill Review Fee	8.50
03/31/2020	218476	Santa Fe Irrigation District	07/21/2019	Bill Review Fee	13.49
03/31/2020	218476	Tulare Irrigation District	10/19/2011	Bill Review Fee	8.50
03/31/2020	218476	Tulare Irrigation District	10/19/2011	Bill Review Fee	8.50
03/31/2020	218476	Stockton-East Water District	10/29/2019	Bill Review Fee	8.50
03/31/2020	218476	Stockton-East Water District	10/29/2019	Bill Review Fee	1.67
03/31/2020	218476	Glenn-Colusa Irrigation District	01/10/2020	Bill Review Fee	8.50
03/31/2020	218476	Glenn-Colusa Irrigation District	01/10/2020	Bill Review Fee	4.64
03/31/2020	218476	Monte Vista Water District	12/11/2019	Bill Review Fee	8.50
03/31/2020	218476	Monte Vista Water District	12/11/2019	Bill Review Fee	3.66
03/31/2020	218476	Palmdale Water District	01/16/2020	Bill Review Fee	8.50
03/31/2020	218476	Palmdale Water District	01/16/2020	Bill Review Fee	8.50
03/31/2020	218476	Solano Irrigation District	08/19/2019	Bill Review Fee	8.50
03/31/2020	218476	Crescenta Valley Water District	09/04/2019	Bill Review Fee	8.50
03/31/2020	218476	Crescenta Valley Water District	09/04/2019	Bill Review Fee	1.46
03/31/2020	218476	Crescenta Valley Water District	09/04/2019	Bill Review Fee	8.50
03/31/2020	218476	Crescenta Valley Water District	09/04/2019	Bill Review Fee	1.46
03/31/2020	218477	Crescenta Valley Water District	09/04/2019	Physical therapy	140.08
03/31/2020	218478	Carpinteria Valley Water District	03/19/2018	PPD	580.00
03/31/2020	218479	Glenn-Colusa Irrigation District	01/10/2020	Physical therapy	105.25
03/31/2020	218480	Glenn-Colusa Irrigation District	01/10/2020	Physical therapy	105.25
03/31/2020	218481	Montecito Water District	08/20/2019	TTD	2,502.76
03/31/2020	218482	Sweetwater Authority	02/28/2020	Medical, general	62.05
03/31/2020	218483	Mesa Water District	10/31/2012	PPD	540.00
03/31/2020	218484	Solano Irrigation District	03/06/2020	TTD	928.16
03/31/2020	218485	Solano Irrigation District	03/06/2020	Wage loss	621.83
03/31/2020	218486	San Luis & Delta-Mendota Water Authority	02/10/2020	Physical therapy	151.83
03/31/2020	218487	Goleta Water District	09/26/2018	Physical therapy	141.67
03/31/2020	218488	Montecito Water District	08/20/2019	Physical therapy	132.09
03/31/2020	218489	Goleta Water District	09/26/2018	Physical therapy	141.67
03/31/2020	218490	Goleta Water District	09/26/2018	Physical therapy	141.67
03/31/2020	218491	Water Employee Services Authority	12/10/2018	Medical, general	140.61
03/31/2020	218492	San Luis Water District	08/09/2013	Hospital (Inpatient)	900.00
03/31/2020	218493	Western Municipal Water District	10/23/2007	PPD	540.00
03/31/2020	218494	Helix Water District	04/18/2019	Medical, general	28.25
03/31/2020	218495	Bard Water District	03/04/2020	Medical, general	435.16
03/31/2020	218496	Calaveras County Water District	02/14/2020	Physical therapy	116.75

from 03/16/2020  
to 03/31/2020

ACWA Joint Powers Insurance Authority

Sorted By Check

## Claims Payment Report

<u>Check Date</u>	<u>Check Number</u>	<u>District Name</u>	<u>Claim Date</u>	<u>Transaction Type</u>	<u>Amount</u>
03/31/2020	218497	Helix Water District	10/22/2018	PPD	580.00
03/31/2020	218498	Tulare Irrigation District	11/18/2019	TTD	1,585.64
03/31/2020	218499	Helix Water District	04/18/2019	TTD	2,057.06
03/31/2020	218500	El Toro Water District	06/22/2015	TTD	2,142.98
03/31/2020	218501	South Coast Water District	11/07/2019	Physical therapy	151.52
03/31/2020	218502	Carpinteria Valley Water District	07/17/2019	Physical therapy	131.75
03/31/2020	218503	Tulare Irrigation District	03/14/2018	Pharmacy	31.47
03/31/2020	218504	Trabuco Canyon Water District	02/06/2014	Pharmacy	47.72
03/31/2020	218505	San Juan Water District	08/28/2003	Pharmacy	22.85
03/31/2020	218506	Kaweah Delta Water Conservation District	10/07/2014	Pharmacy	30.56
03/31/2020	218507	Orange County Water District	10/10/2017	Pharmacy	94.28
03/31/2020	218508	Glenn-Colusa Irrigation District	05/08/2019	Pharmacy	48.60
03/31/2020	218509	Truckee Donner Public Utility District	01/06/2020	Testing/Supplies	207.76
03/31/2020	218510	Valley Center Municipal Water District	09/12/2018	Testing/Supplies	468.75
03/31/2020	218511	Sweetwater Authority	12/06/2019	Testing/Supplies	500.00
03/31/2020	218512	Sweetwater Authority	12/06/2019	Testing/Supplies	40.26
03/31/2020	218513	Glenn-Colusa Irrigation District	05/08/2019	Testing/Supplies	270.03
03/31/2020	218514	San Juan Water District	10/12/2016	PPD	580.00
03/31/2020	218515	Santa Ynez River WCD Improvement Dist	08/08/2001	Medical, general	111.16
03/31/2020	218516	San Luis Water District	08/09/2013	Medical, general	351.51
03/31/2020	218517	Helix Water District	07/23/2019	Chiropractor	46.07
03/31/2020	218518	Helix Water District	07/23/2019	Chiropractor	77.44
03/31/2020	218519	Rancho California Water District	01/14/2020	Physical therapy	180.58
03/31/2020	218520	San Luis & Delta-Mendota Water Authority	02/10/2020	Medical, general	598.63
03/31/2020	218521	Merced Irrigation District	08/22/2019	Medical, general	111.16
03/31/2020	218522	Montecito Water District	12/23/2019	Medical, general	102.82
03/31/2020	218523	Carmichael Water District	12/12/2019	Physical therapy	101.37
03/31/2020	218524	Walnut Valley Water District	12/26/2019	Medical, general	206.55
03/31/2020	218525	Sweetwater Authority	02/28/2020	Medical, general	150.00
03/31/2020	218526	Sweetwater Authority	12/30/2019	Physical therapy	104.61
03/31/2020	218527	Sweetwater Authority	01/21/2020	Physical therapy	121.75
03/31/2020	218528	Panoche Water District	08/17/2019	Medical, general	153.14
03/31/2020	218529	Tulare Irrigation District	03/14/2018	TTD	1,758.78
03/31/2020	218530	South Coast Water District	02/25/2020	Medical, general	88.13
03/31/2020	218531	South Coast Water District	02/25/2020	Medical, general	241.24
03/31/2020	218532	Carmichael Water District	12/12/2019	Testing/Supplies	74.82
03/31/2020	218533	Vallecitos Water District	10/18/2019	Medical, general	153.21
03/31/2020	218534	Mission Springs Water District	08/21/2011	Medical, general	106.25
03/31/2020	218535	Kern County Water Agency	09/16/2016	TTD	2,598.86
03/31/2020	218536	Soquel Creek Water District	08/17/2017	Medical, general	144.50
03/31/2020	218537	Browns Valley Irrigation District	02/05/2020	TTD	2,214.34
03/31/2020	218538	Western Municipal Water District	11/21/2019	Physical therapy	90.37
03/31/2020	218539	Western Municipal Water District	11/21/2019	Physical therapy	90.37
03/31/2020	218540	Goleta Water District	06/15/2016	PPD	580.00



from 03/16/2020  
to 03/31/2020

ACWA Joint Powers Insurance Authority

Sorted By Check

## Claims Payment Report

<u>Check Date</u>	<u>Check Number</u>	<u>District Name</u>	<u>Claim Date</u>	<u>Transaction Type</u>	<u>Amount</u>
03/31/2020	218541	Crescenta Valley Water District	09/04/2019	TTD	1,973.90
03/31/2020	218542	Merced Irrigation District	07/13/2010	Medical, general	98.27
03/31/2020	218543	Vista Irrigation District	02/24/2020	Medical, general	112.15
03/31/2020	218544	Vallecitos Water District	10/09/2019	Medical, general	112.15
				<b>Total</b>	<b>526,635.47</b>

From 03/16/2020  
to 03/31/2020

ACWA Joint Powers Insurance Authority

Sorted By Check Number

## Vendor Payment Report

<u>Check Number</u>	<u>Check Date</u>	<u>Name</u>	<u>Invoice Description</u>	<u>Amount</u>	<u>Batch ID</u>
57351	03/16/2020	ACWA/JPIA	RPA Fund Refund for ACWA/JPIA	14,761.54	9495
57352	03/16/2020	ALPAUGH C.S.D.	RPA Fund Refund for ALPAUGH C.S.D. TULARE COUNTY WATERWORKS DISTRICT #1	440.73	9495
57353	03/16/2020	ALPAUGH COMMUNITY SERVICES DISTRICT	RPA Fund Refund for ALPAUGH COMMUNITY SERVICES DISTRICT	1,970.66	9495
57354	03/16/2020	ALPAUGH IRRIGATION DISTRICT	RPA Fund Refund for ALPAUGH IRRIGATION DISTRICT	134.56	9495
57355	03/16/2020	AMERICAN RIVER FLOOD CONTROL DISTRICT	RPA Fund Refund for AMERICAN RIVER FLOOD CONTROL DISTRICT	13,474.54	9495
57356	03/16/2020	ANTELOPE VALLEY-EAST KERN WATER AGENCY	RPA Fund Refund for ANTELOPE VALLEY-EAST KERN WATER AGENCY	89,954.55	9495
57357	03/16/2020	APPLE VALLEY FOOTHILL COUNTY WATER DISTRICT	RPA Fund Refund for APPLE VALLEY FOOTHILL COUNTY WATER DISTRICT	1,127.62	9495
57358	03/16/2020	AROMAS WATER DISTRICT	RPA Fund Refund for AROMAS WATER DISTRICT	2,083.15	9495
57359	03/16/2020	ARVIN-EDISON WATER STORAGE DISTRICT	RPA Fund Refund for ARVIN-EDISON WATER STORAGE DISTRICT	36,832.59	9495
57360	03/16/2020	BANTA-CARBONA IRRIGATION DISTRICT	RPA Fund Refund for BANTA-CARBONA IRRIGATION DISTRICT	47,180.96	9495
57361	03/16/2020	BARD WATER DISTRICT	RPA Fund Refund for BARD WATER DISTRICT	22,291.20	9495
57362	03/16/2020	BELLA VISTA WATER DISTRICT	RPA Fund Refund for BELLA VISTA WATER DISTRICT	13,506.91	9495
57363	03/16/2020	BELRIDGE WATER STORAGE DISTRICT	RPA Fund Refund for BELRIDGE WATER STORAGE DISTRICT ACCOUNTING OFFICE	35,137.57	9495
57364	03/16/2020	BERRENDA MESA WATER DISTRICT	RPA Fund Refund for BERRENDA MESA WATER DISTRICT ACCOUNTING OFFICE	33,088.18	9495
57365	03/16/2020	BIGGS-WEST GRIDLEY WATER DISTRICT	RPA Fund Refund for BIGGS-WEST GRIDLEY WATER DISTRICT	1,555.20	9495
57366	03/16/2020	BODEGA BAY PUBLIC UTILITY DISTRICT	RPA Fund Refund for BODEGA BAY PUBLIC UTILITY DISTRICT	18,934.71	9495

From 03/16/2020  
to 03/31/2020

ACWA Joint Powers Insurance Authority  
**Vendor Payment Report**

Sorted By Check Number

<u>Check Number</u>	<u>Check Date</u>	<u>Name</u>	<u>Invoice Description</u>	<u>Amount</u>	<u>Batch ID</u>
57367	03/16/2020	BOLINAS COMMUNITY PUBLIC UTILITY DISTRICT	RPA Fund Refund for BOLINAS COMMUNITY PUBLIC UTILITY DISTRICT	5,371.97	9495
57368	03/16/2020	BORON COMMUNITY SERVICES DISTRICT	RPA Fund Refund for BORON COMMUNITY SERVICES DISTRICT	2,407.18	9495
57369	03/16/2020	BORREGO WATER DISTRICT	RPA Fund Refund for BORREGO WATER DISTRICT	3,574.04	9495
57370	03/16/2020	WESTLANDS WATER DISTRICT	RPA Fund Refund for WESTLANDS WATER DISTRICT BROADVIEW WATER DISTRICT	15,103.64	9495
57371	03/16/2020	BROPHY WATER DISTRICT	RPA Fund Refund for BROPHY WATER DISTRICT	461.11	9495
57372	03/16/2020	BROWNS VALLEY IRRIGATION DISTRICT	RPA Fund Refund for BROWNS VALLEY IRRIGATION DISTRICT	22,275.98	9495
57373	03/16/2020	BYRON BETHANY IRRIGATION DISTRICT	RPA Fund Refund for BYRON BETHANY IRRIGATION DISTRICT	45,953.50	9495
57374	03/16/2020	CACHUMA OPERATION AND MAINTENANCE BOARD	RPA Fund Refund for CACHUMA OPERATION AND MAINTENANCE BOARD	39,761.72	9495
57375	03/16/2020	CALAVERAS COUNTY WATER DISTRICT	RPA Fund Refund for CALAVERAS COUNTY WATER DISTRICT	147,715.59	9495
57376	03/16/2020	CAMROSA WATER DISTRICT	RPA Fund Refund for CAMROSA WATER DISTRICT	1,682.38	9495
57377	03/16/2020	CARMICHAEL WATER DISTRICT	RPA Fund Refund for CARMICHAEL WATER DISTRICT	37,689.28	9495
57378	03/16/2020	CARPINTERIA VALLEY WATER DISTRICT	RPA Fund Refund for CARPINTERIA VALLEY WATER DISTRICT	12,629.00	9495
57379	03/16/2020	CASTROVILLE COMMUNITY SERVICE DISTRICT	RPA Fund Refund for CASTROVILLE COMMUNITY SERVICE DISTRICT	3,887.00	9495
57380	03/16/2020	CENTERVILLE COMMUNITY SERVICES DIST.	RPA Fund Refund for CENTERVILLE COMMUNITY SERVICES DIST.	579.37	9495
57381	03/16/2020	CENTRAL CALIFORNIA IRRIGATION DIST.	RPA Fund Refund for CENTRAL CALIFORNIA IRRIGATION DIST.	24,014.35	9495
57382	03/16/2020	CENTRAL COAST WATER AUTHORITY	RPA Fund Refund for CENTRAL COAST WATER AUTHORITY	71,785.20	9495

From 03/16/2020  
to 03/31/2020

ACWA Joint Powers Insurance Authority  
**Vendor Payment Report**

Sorted By Check Number

<u>Check Number</u>	<u>Check Date</u>	<u>Name</u>	<u>Invoice Description</u>	<u>Amount</u>	<u>Batch ID</u>
57383	03/16/2020	CHINO BASIN WATER CONSERVATION DISTRICT	RPA Fund Refund for CHINO BASIN WATER CONSERVATION DISTRICT	11,526.34	9495
57384	03/16/2020	CHOWCHILLA WATER DISTRICT	RPA Fund Refund for CHOWCHILLA WATER DISTRICT	27,799.87	9495
57385	03/16/2020	CIRCLE OAKS COUNTY WATER DISTRICT	RPA Fund Refund for CIRCLE OAKS COUNTY WATER DISTRICT	1,977.65	9495
57386	03/16/2020	CITY OF VICTORVILLE	RPA Fund Refund for CITY OF VICTORVILLE BALDY MESA WATER DISTRICT	9,769.34	9495
57387	03/16/2020	CLEAR CREEK COMMUNITY SERVICE DISTRICT	RPA Fund Refund for CLEAR CREEK COMMUNITY SERVICE DISTRICT	25,544.84	9495
57388	03/16/2020	COASTSIDE COUNTY WATER DISTRICT	RPA Fund Refund for COASTSIDE COUNTY WATER DISTRICT	37,884.11	9495
57389	03/16/2020	COLUSA COUNTY WATER DISTRICT	RPA Fund Refund for COLUSA COUNTY WATER DISTRICT	1,395.21	9495
57390	03/16/2020	COLUSA BASIN DRAINAGE DISTRICT	RPA Fund Refund for COLUSA BASIN DRAINAGE DISTRICT	6,506.33	9495
57391	03/16/2020	CONSOLIDATED IRRIGATION DISTRICT	RPA Fund Refund for CONSOLIDATED IRRIGATION DISTRICT	25,929.55	9495
57392	03/16/2020	CORNING WATER DISTRICT	RPA Fund Refund for CORNING WATER DISTRICT	963.10	9495
57393	03/16/2020	CRESCENTA VALLEY WATER DISTRICT	RPA Fund Refund for CRESCENTA VALLEY WATER DISTRICT	147,047.48	9495
57394	03/16/2020	CRESTLINE - LAKE ARROWHEAD WATER AGENCY	RPA Fund Refund for CRESTLINE - LAKE ARROWHEAD WATER AGENCY	12,985.97	9495
57395	03/16/2020	CRESTLINE VILLAGE WATER DISTRICT	RPA Fund Refund for CRESTLINE VILLAGE WATER DISTRICT	14,853.28	9495
57396	03/16/2020	CUCAMONGA VALLEY WATER DISTRICT	RPA Fund Refund for CUCAMONGA VALLEY WATER DISTRICT	187,729.47	9495
57397	03/16/2020	DEL PASO MANOR WATER DISTRICT	RPA Fund Refund for DEL PASO MANOR WATER DISTRICT	13,367.94	9495
57398	03/16/2020	DEL PUERTO WATER DISTRICT	RPA Fund Refund for DEL PUERTO WATER DISTRICT	1,521.61	9495

From 03/16/2020  
to 03/31/2020

ACWA Joint Powers Insurance Authority  
**Vendor Payment Report**

Sorted By Check Number

<u>Check Number</u>	<u>Check Date</u>	<u>Name</u>	<u>Invoice Description</u>	<u>Amount</u>	<u>Batch ID</u>
57399	03/16/2020	DELANO-EARLIMART IRRIGATION DISTRICT	RPA Fund Refund for DELANO-EARLIMART IRRIGATION DISTRICT	2,318.48	9495
57400	03/16/2020	DUCOR COMMUNITY SERVICES DISTRICT	RPA Fund Refund for DUCOR COMMUNITY SERVICES DISTRICT C/O DEL ORO WATER COMPANY	590.80	9495
57401	03/16/2020	DUDLEY RIDGE WATER DISTRICT	RPA Fund Refund for DUDLEY RIDGE WATER DISTRICT	779.20	9495
57402	03/16/2020	DUNNIGAN WATER DISTRICT	RPA Fund Refund for DUNNIGAN WATER DISTRICT	7,685.75	9495
57403	03/16/2020	EAST CONTRA COSTA IRRIGATION DISTRICT	RPA Fund Refund for EAST CONTRA COSTA IRRIGATION DISTRICT	74,621.63	9495
57404	03/16/2020	EL TORO WATER DISTRICT	RPA Fund Refund for EL TORO WATER DISTRICT	96,057.60	9495
57405	03/16/2020	ELSINORE VALLEY MUNICIPAL WATER DISTRICT	RPA Fund Refund for ELSINORE VALLEY MUNICIPAL WATER DISTRICT	73,139.74	9495
57406	03/16/2020	EMPIRE WEST SIDE IRRIGATION DISTRICT	RPA Fund Refund for EMPIRE WEST SIDE IRRIGATION DISTRICT	470.28	9495
57407	03/16/2020	FAIR OAKS WATER DISTRICT	RPA Fund Refund for FAIR OAKS WATER DISTRICT	27,777.22	9495
57408	03/16/2020	FALLBROOK PUBLIC UTILITY DISTRICT	RPA Fund Refund for FALLBROOK PUBLIC UTILITY DISTRICT	6,930.15	9495
57409	03/16/2020	FEATHER WATER DISTRICT	RPA Fund Refund for FEATHER WATER DISTRICT	97.24	9495
57410	03/16/2020	FOOTHILL MUNICIPAL WATER DISTRICT	RPA Fund Refund for FOOTHILL MUNICIPAL WATER DISTRICT	15,862.40	9495
57411	03/16/2020	FREE WATER COUNTY WATER DISTRICT	RPA Fund Refund for FREE WATER COUNTY WATER DISTRICT	138.06	9495
57412	03/16/2020	FRESNO METROPOLITAN	RPA Fund Refund for FRESNO METROPOLITAN FLOOD CONTROL DISTRICT	104,331.78	9495
57413	03/16/2020	FRIANT POWER AUTHORITY	RPA Fund Refund for FRIANT POWER AUTHORITY	4,443.68	9495
57414	03/16/2020	FRIANT WATER AUTHORITY	RPA Fund Refund for FRIANT WATER AUTHORITY	16,522.18	9495

From 03/16/2020  
to 03/31/2020

ACWA Joint Powers Insurance Authority  
**Vendor Payment Report**

Sorted By Check Number

<u>Check Number</u>	<u>Check Date</u>	<u>Name</u>	<u>Invoice Description</u>	<u>Amount</u>	<u>Batch ID</u>
57415	03/16/2020	GEORGETOWN DIVIDE PUBLIC UTILITY DISTRICT	RPA Fund Refund for GEORGETOWN DIVIDE PUBLIC UTILITY DISTRICT	48,135.68	9495
57416	03/16/2020	GLENN-COLUSA IRRIGATION DISTRICT	RPA Fund Refund for GLENN-COLUSA IRRIGATION DISTRICT	99,412.07	9495
57417	03/16/2020	GLIDE WATER DISTRICT	RPA Fund Refund for GLIDE WATER DISTRICT	646.47	9495
57418	03/16/2020	GOLDEN HILLS COMMUNITY SERVICES DISTRICT	RPA Fund Refund for GOLDEN HILLS COMMUNITY SERVICES DISTRICT	5,238.49	9495
57419	03/16/2020	GRAVELY FORD WATER DISTRICT	RPA Fund Refund for GRAVELY FORD WATER DISTRICT	1,587.08	9495
57420	03/16/2020	HELIX WATER DISTRICT	RPA Fund Refund for HELIX WATER DISTRICT	69,887.61	9495
57421	03/16/2020	HUMBOLDT BAY MUNICIPAL WATER DISTRICT	RPA Fund Refund for HUMBOLDT BAY MUNICIPAL WATER DISTRICT	16,988.83	9495
57422	03/16/2020	HUMBOLDT COMMUNITY SERVICES DISTRICT	RPA Fund Refund for HUMBOLDT COMMUNITY SERVICES DISTRICT	12,845.90	9495
57423	03/16/2020	IDYLLWILD WATER DISTRICT	RPA Fund Refund for IDYLLWILD WATER DISTRICT	11,219.15	9495
57424	03/16/2020	IRVINE RANCH WATER DISTRICT	RPA Fund Refund for IRVINE RANCH WATER DISTRICT SANTIAGO COUNTY WATER DISTRICT	4,309.50	9495
57425	03/16/2020	KANAWHA WATER DISTRICT	RPA Fund Refund for KANAWHA WATER DISTRICT	5,163.62	9495
57426	03/16/2020	KAWEAH RIVER POWER AUTHORITY	RPA Fund Refund for KAWEAH RIVER POWER AUTHORITY	461.28	9495
57427	03/16/2020	KERN COUNTY WATER AGENCY	RPA Fund Refund for KERN COUNTY WATER AGENCY	83,030.78	9495
57428	03/16/2020	KINGS RIVER WATER DISTRICT	RPA Fund Refund for KINGS RIVER WATER DISTRICT	1,379.00	9495
57429	03/16/2020	KIRKWOOD MEADOWS PUBLIC UTILITY DISTRICT	RPA Fund Refund for KIRKWOOD MEADOWS PUBLIC UTILITY DISTRICT	5,188.06	9495
57430	03/16/2020	LA CANADA IRRIGATION DISTRICT	RPA Fund Refund for LA CANADA IRRIGATION DISTRICT	17,089.87	9495
57431	03/16/2020	LA HABRA HEIGHTS COUNTY WATER DISTRICT	RPA Fund Refund for LA HABRA HEIGHTS COUNTY WATER DISTRICT	22,630.15	9495

From 03/16/2020  
to 03/31/2020

ACWA Joint Powers Insurance Authority  
**Vendor Payment Report**

Sorted By Check Number

<u>Check Number</u>	<u>Check Date</u>	<u>Name</u>	<u>Invoice Description</u>	<u>Amount</u>	<u>Batch ID</u>
57432	03/16/2020	LAKESIDE IRRIGATION WATER DISTRICT	RPA Fund Refund for LAKESIDE IRRIGATION WATER DISTRICT	171.94	9495
57433	03/16/2020	LAKESIDE WATER DISTRICT	RPA Fund Refund for LAKESIDE WATER DISTRICT	21,773.45	9495
57434	03/16/2020	LATON COMMUNITY SERVICES DISTRICT	RPA Fund Refund for LATON COMMUNITY SERVICES DISTRICT	2,852.29	9495
57435	03/16/2020	LAYTONVILLE COUNTY WATER DISTRICT	RPA Fund Refund for LAYTONVILLE COUNTY WATER DISTRICT	1,117.18	9495
57436	03/16/2020	LE GRAND-ATHLONE WATER DISTRICT	RPA Fund Refund for LE GRAND-ATHLONE WATER DISTRICT	490.28	9495
57437	03/16/2020	LINDSAY-STRATHMORE IRRIGATION DIST.	RPA Fund Refund for LINDSAY-STRATHMORE IRRIGATION DIST.	1,985.15	9495
57438	03/16/2020	LOS ALAMOS COMMUNITY SERVICES DISTRICT	RPA Fund Refund for LOS ALAMOS COMMUNITY SERVICES DISTRICT	10,447.58	9495
57439	03/16/2020	MADERA-CHOWCHILLA WATER AND POWER AUTHORITY	RPA Fund Refund for MADERA-CHOWCHILLA WATER AND POWER AUTHORITY	525.45	9495
57440	03/16/2020	MAINE PRAIRIE WATER DISTRICT	RPA Fund Refund for MAINE PRAIRIE WATER DISTRICT	1,269.48	9495
57441	03/16/2020	MAJESTIC PINES COMMUNITY SERVICES DISTRICT	RPA Fund Refund for MAJESTIC PINES COMMUNITY SERVICES DISTRICT	7,207.93	9495
57442	03/16/2020	MAMMOTH COMMUNITY WATER DISTRICT	RPA Fund Refund for MAMMOTH COMMUNITY WATER DISTRICT	163,981.62	9495
57443	03/16/2020	MARINA COAST WATER DISTRICT	RPA Fund Refund for MARINA COAST WATER DISTRICT	33,192.54	9495
57444	03/16/2020	MERCED IRRIGATION DISTRICT	RPA Fund Refund for MERCED IRRIGATION DISTRICT	462,056.15	9495
57445	03/16/2020	MESA WATER DISTRICT	RPA Fund Refund for MESA WATER DISTRICT	143,830.37	9495
57446	03/16/2020	MIDWAY HEIGHTS COUNTY WATER DISTRICT	RPA Fund Refund for MIDWAY HEIGHTS COUNTY WATER DISTRICT	3,516.01	9495
57447	03/16/2020	MILLVIEW COUNTY WATER DISTRICT	RPA Fund Refund for MILLVIEW COUNTY WATER DISTRICT	1,461.61	9495
57448	03/16/2020	MOJAVE PUBLIC UTILITY DISTRICT	RPA Fund Refund for MOJAVE PUBLIC UTILITY DISTRICT	2,398.45	9495

From 03/16/2020  
to 03/31/2020

ACWA Joint Powers Insurance Authority  
**Vendor Payment Report**

Sorted By Check Number

<u>Check Number</u>	<u>Check Date</u>	<u>Name</u>	<u>Invoice Description</u>	<u>Amount</u>	<u>Batch ID</u>
57449	03/16/2020	MONTAGUE WATER CONSERVATION DIST.	RPA Fund Refund for MONTAGUE WATER CONSERVATION DIST.	1,340.47	9495
57450	03/16/2020	MONTARA WATER AND SANITARY DISTRICT	RPA Fund Refund for MONTARA WATER AND SANITARY DISTRICT	3,914.47	9495
57451	03/16/2020	MONTECITO WATER DISTRICT	RPA Fund Refund for MONTECITO WATER DISTRICT	2,380.37	9495
57452	03/16/2020	MUNICIPAL WATER DISTRICT OF ORANGE COUNTY	RPA Fund Refund for MUNICIPAL WATER DISTRICT OF ORANGE COUNTY	23,857.74	9495
57453	03/16/2020	NORTH DELTA WATER AGENCY	RPA Fund Refund for NORTH DELTA WATER AGENCY	908.35	9495
57454	03/16/2020	NORTH OF THE RIVER MWD	RPA Fund Refund for NORTH OF THE RIVER MWD	2,692.40	9495
57455	03/16/2020	NORTH SAN JOAQUIN WATER CONSERVATION DISTRICT	RPA Fund Refund for NORTH SAN JOAQUIN WATER CONSERVATION DISTRICT	510.61	9495
57456	03/16/2020	NORTH YUBA WATER DISTRICT	RPA Fund Refund for NORTH YUBA WATER DISTRICT	11,838.56	9495
57457	03/16/2020	ORANGE COVE IRRIGATION DISTRICT	RPA Fund Refund for ORANGE COVE IRRIGATION DISTRICT	201.53	9495
57458	03/16/2020	ORANGE COUNTY WATER DISTRICT	RPA Fund Refund for ORANGE COUNTY WATER DISTRICT	487,158.73	9495
57459	03/16/2020	ORCHARD DALE WATER DISTRICT	RPA Fund Refund for ORCHARD DALE WATER DISTRICT	13,071.18	9495
57460	03/16/2020	ORLAND-ARTOIS WATER DISTRICT	RPA Fund Refund for ORLAND-ARTOIS WATER DISTRICT	12,417.21	9495
57461	03/16/2020	OROSI PUBLIC UTILITY DISTRICT	RPA Fund Refund for OROSI PUBLIC UTILITY DISTRICT	6,598.31	9495
57462	03/16/2020	PACHECO WATER DISTRICT	RPA Fund Refund for PACHECO WATER DISTRICT	471.77	9495
57463	03/16/2020	PAJARO VALLEY WATER MANAGEMENT AGENCY	RPA Fund Refund for PAJARO VALLEY WATER MANAGEMENT AGENCY	11,825.50	9495
57464	03/16/2020	PARADISE IRRIGATION DISTRICT	RPA Fund Refund for PARADISE IRRIGATION DISTRICT	59,705.22	9495



From 03/16/2020  
to 03/31/2020

ACWA Joint Powers Insurance Authority  
**Vendor Payment Report**

Sorted By Check Number

<u>Check Number</u>	<u>Check Date</u>	<u>Name</u>	<u>Invoice Description</u>	<u>Amount</u>	<u>Batch ID</u>
57465	03/16/2020	PATTERSON IRRIGATION DISTRICT	RPA Fund Refund for PATTERSON IRRIGATION DISTRICT	28,035.47	9495
57466	03/16/2020	PEBBLE BEACH COMMUNITY SERVICES DST	RPA Fund Refund for PEBBLE BEACH COMMUNITY SERVICES DST	26,867.65	9495
57467	03/16/2020	PICO WATER DISTRICT	RPA Fund Refund for PICO WATER DISTRICT	32,712.99	9495
57468	03/16/2020	PINYON PINES COUNTY WATER DISTRICT	RPA Fund Refund for PINYON PINES COUNTY WATER DISTRICT	339.31	9495
57469	03/16/2020	PIXLEY IRRIGATION DISTRICT	RPA Fund Refund for PIXLEY IRRIGATION DISTRICT	632.14	9495
57470	03/16/2020	PLEASANT VALLEY COUNTY WATER DIST.	RPA Fund Refund for PLEASANT VALLEY COUNTY WATER DIST.	5,455.50	9495
57471	03/16/2020	P-W-R JOINT WATER LINE COMMISSION	RPA Fund Refund for P-W-R JOINT WATER LINE COMMISSION ATTN: ERIK HITCHMAN	435.28	9495
57472	03/16/2020	PORTERVILLE IRRIGATION DISTRICT	RPA Fund Refund for PORTERVILLE IRRIGATION DISTRICT	286.93	9495
57473	03/16/2020	PRINCETON-CODORA-G LENN IRRIGATION DISTRICT	RPA Fund Refund for PRINCETON-CODORA-GL ENN IRRIGATION DISTRICT	5,800.07	9495
57474	03/16/2020	PURISSIMA HILLS WATER DISTRICT	RPA Fund Refund for PURISSIMA HILLS WATER DISTRICT	10,940.07	9495
57475	03/16/2020	QUARTZ HILL WATER DISTRICT	RPA Fund Refund for QUARTZ HILL WATER DISTRICT	9,047.82	9495
57476	03/16/2020	RAINBOW MUNICIPAL WATER DISTRICT	RPA Fund Refund for RAINBOW MUNICIPAL WATER DISTRICT	13,765.27	9495
57477	03/16/2020	RAMONA MUNICIPAL WATER DISTRICT	RPA Fund Refund for RAMONA MUNICIPAL WATER DISTRICT	58,569.12	9495
57478	03/16/2020	RECLAMATION DISTRICT #108	RPA Fund Refund for RECLAMATION DISTRICT #108	8,249.95	9495
57479	03/16/2020	RECLAMATION DISTRICT #1500	RPA Fund Refund for RECLAMATION DISTRICT #1500	4,979.19	9495
57480	03/16/2020	RECLAMATION DESTRIC 1606	RPA Fund Refund for RECLAMATION DESTRIC 1606 C/O JAMES IRRIGATION DISTRICT	13.50	9495

From 03/16/2020  
to 03/31/2020

ACWA Joint Powers Insurance Authority  
**Vendor Payment Report**

Sorted By Check Number

<u>Check Number</u>	<u>Check Date</u>	<u>Name</u>	<u>Invoice Description</u>	<u>Amount</u>	<u>Batch ID</u>
57481	03/16/2020	RECLAMATION DISTRICT # 2068	RPA Fund Refund for RECLAMATION DISTRICT # 2068	21,540.75	9495
57482	03/16/2020	RECLAMATION DISTRICT # 744	RPA Fund Refund for RECLAMATION DISTRICT # 744	237.31	9495
57483	03/16/2020	RECLAMATION DISTRICT # 999	RPA Fund Refund for RECLAMATION DISTRICT # 999	3,542.06	9495
57484	03/16/2020	RECLAMATION DISTRICT No. 2047	RPA Fund Refund for RECLAMATION DISTRICT No. 2047	526.32	9495
57485	03/16/2020	REDWOOD VALLEY COUNTY WATER DIST.		10,830.81	9495
57486	03/16/2020	RINCON DEL DIABLO MUNICIPAL WATER DISTRICT	RPA Fund Refund for RINCON DEL DIABLO MUNICIPAL WATER DISTRICT	6,429.71	9495
57487	03/16/2020	RIO ALTO WATER DISTRICT	RPA Fund Refund for RIO ALTO WATER DISTRICT	10,366.47	9495
57488	03/16/2020	RIO LINDA/ELVERTA COMMUNITY WATER DISTRICT	RPA Fund Refund for RIO LINDA/ELVERTA COMMUNITY WATER DISTRICT	5,553.83	9495
57489	03/16/2020	RURAL NORTH VACAVILLE WATER DISTRICT	RPA Fund Refund for RURAL NORTH VACAVILLE WATER DISTRICT	561.42	9495
57490	03/16/2020	SACRAMENTO GROUNDWATER AUTHORITY		192.31	9495
57491	03/16/2020	SACRAMENTO SUBURBAN WATER DISTRICT		55,134.92	9495
57492	03/16/2020	SAN BENITO COUNTY WATER DISTRICT	RPA Fund Refund for SAN BENITO COUNTY WATER DISTRICT	11,235.43	9495
57493	03/16/2020	SAN DIEGO COUNTY WATER AUTHORITY	RPA Fund Refund for SAN DIEGO COUNTY WATER AUTHORITY	13,910.89	9495
57494	03/16/2020	SAN DIEGUITO WATER DISTRICT	RPA Fund Refund for SAN DIEGUITO WATER DISTRICT	44,098.35	9495
57495	03/16/2020	SAN GABRIEL COUNTY WATER DISTRICT	RPA Fund Refund for SAN GABRIEL COUNTY WATER DISTRICT	24,893.53	9495
57496	03/16/2020	SAN GABRIEL VALLEY MUNICIPAL WATER DISTRICT	RPA Fund Refund for SAN GABRIEL VALLEY MUNICIPAL WATER DISTRICT	4,570.16	9495
57497	03/16/2020	SAN GORGONIO PASS WATER AGENCY		7,093.53	9495

From 03/16/2020  
to 03/31/2020

ACWA Joint Powers Insurance Authority  
**Vendor Payment Report**

Sorted By Check Number

<u>Check Number</u>	<u>Check Date</u>	<u>Name</u>	<u>Invoice Description</u>	<u>Amount</u>	<u>Batch ID</u>
57498	03/16/2020	SAN JUAN RIDGE COUNTY WATER DISTRIC	RPA Fund Refund for SAN JUAN RIDGE COUNTY WATER DISTRIC	260.92	9495
57499	03/16/2020	SAN JUAN WATER DISTRICT	RPA Fund Refund for SAN JUAN WATER DISTRICT	36,132.18	9495
57500	03/16/2020	SAN LUIS AND DELTA-MENDOTA WATER AUTHORITY	RPA Fund Refund for SAN LUIS AND DELTA-MENDOTA WATER AUTHORITY	220,302.08	9495
57501	03/16/2020	SANTA FE IRRIGATION DISTRICT	RPA Fund Refund for SANTA FE IRRIGATION DISTRICT	89,274.15	9495
57502	03/16/2020	SANTA MARIA VALLEY WATER CONSERVATION DISTRICT	RPA Fund Refund for SANTA MARIA VALLEY WATER CONSERVATION DISTRICT	4,679.15	9495
57503	03/16/2020	SANTA YNEZ RIVER WATER CONSERVATION IMPROVEMENT DISTRICT NO. 1	RPA Fund Refund for SANTA YNEZ RIVER WATER CONSERVATION IMPROVEMENT DISTRICT NO. 1	26,001.98	9495
57504	03/16/2020	SANTIAGO AQUEDUCT COMMISSION	RPA Fund Refund for SANTIAGO AQUEDUCT COMMISSION	176.32	9495
57505	03/16/2020	SAUCELITO IRRIGATION DISTRICT	RPA Fund Refund for SAUCELITO IRRIGATION DISTRICT	8,734.22	9495
57506	03/16/2020	SCOTT VALLEY IRRIGATION DISTRICT	RPA Fund Refund for SCOTT VALLEY IRRIGATION DISTRICT	604.34	9495
57507	03/16/2020	SCOTTS VALLEY WATER DISTRICT	RPA Fund Refund for SCOTTS VALLEY WATER DISTRICT	36,269.06	9495
57508	03/16/2020	SEMITROPIC WATER STORAGE DISTRICT	RPA Fund Refund for SEMITROPIC WATER STORAGE DISTRICT	49,841.91	9495
57509	03/16/2020	SERRANO WATER DISTRICT	RPA Fund Refund for SERRANO WATER DISTRICT	7,924.97	9495
57510	03/16/2020	SHAFTER-WASCO IRRIGATION DISTRICT	RPA Fund Refund for SHAFTER-WASCO IRRIGATION DISTRICT	10,307.94	9495
57511	03/16/2020	SIERRA CEDARS COMMUNITY SERVICES DISTRICT	RPA Fund Refund for SIERRA CEDARS COMMUNITY SERVICES DISTRICT	584.09	9495
57512	03/16/2020	SIERRA HIGHLANDS COMMUNITY SERVICES DISTRICT	RPA Fund Refund for SIERRA HIGHLANDS COMMUNITY SERVICES DISTRICT	589.12	9495

From 03/16/2020  
to 03/31/2020

ACWA Joint Powers Insurance Authority  
**Vendor Payment Report**

Sorted By Check Number

<u>Check Number</u>	<u>Check Date</u>	<u>Name</u>	<u>Invoice Description</u>	<u>Amount</u>	<u>Batch ID</u>
57513	03/16/2020	SIERRA LAKES COUNTY WATER DISTRICT	RPA Fund Refund for SIERRA LAKES COUNTY WATER DISTRICT	6,710.96	9495
57514	03/16/2020	SOLANO COUNTY WATER AGENCY	RPA Fund Refund for SOLANO COUNTY WATER AGENCY	23,128.46	9495
57515	03/16/2020	SONOMA MOUNTAIN COUNTY WATER DISTRICT	RPA Fund Refund for SONOMA MOUNTAIN COUNTY WATER DISTRICT	355.99	9495
57516	03/16/2020	SOUTH COAST WATER DISTRICT	RPA Fund Refund for SOUTH COAST WATER DISTRICT	16,723.96	9495
57517	03/16/2020	SOUTH COAST WATER DISTRICT-JOINT REGIONAL WATER SUPPLY	RPA Fund Refund for SOUTH COAST WATER DISTRICT-JOINT REGIONAL WATER SUPPLY	304.30	9495
57518	03/16/2020	SOUTH FEATHER WATER & POWER AGENCY		182,845.61	9495
57519	03/16/2020	SOUTH SUTTER WATER DISTRICT	RPA Fund Refund for SOUTH SUTTER WATER DISTRICT	20,397.73	9495
57520	03/16/2020	SPRINGVILLE PUBLIC UTILITY DISTRICT	RPA Fund Refund for SPRINGVILLE PUBLIC UTILITY DISTRICT	20.43	9495
57521	03/16/2020	STINSON BEACH COUNTY WATER DISTRICT	RPA Fund Refund for STINSON BEACH COUNTY WATER DISTRICT	24,220.30	9495
57522	03/16/2020	STOCKTON EAST WATER DISTRICT	RPA Fund Refund for STOCKTON EAST WATER DISTRICT	121,495.62	9495
57523	03/16/2020	SUTTER EXTENSION WATER DISTRICT	RPA Fund Refund for SUTTER EXTENSION WATER DISTRICT	7,645.61	9495
57524	03/16/2020	SWEETWATER AUTHORITY	RPA Fund Refund for SWEETWATER AUTHORITY	23,188.79	9495
57525	03/16/2020	TAHOE CITY PUBLIC UTILITY DISTRICT	RPA Fund Refund for TAHOE CITY PUBLIC UTILITY DISTRICT	26,144.06	9495
57526	03/16/2020	THERMALITO WATER AND SEWER DISTRICT	RPA Fund Refund for THERMALITO WATER AND SEWER DISTRICT	10,225.61	9495
57527	03/16/2020	THREE VALLEYS MWD	RPA Fund Refund for THREE VALLEYS MWD	54,203.95	9495
57528	03/16/2020	TRANQUILLITY IRRIGATION DISTRICT	RPA Fund Refund for TRANQUILLITY IRRIGATION DISTRICT	4,608.65	9495

From 03/16/2020  
to 03/31/2020

ACWA Joint Powers Insurance Authority

Sorted By Check Number

# Vendor Payment Report

<u>Check Number</u>	<u>Check Date</u>	<u>Name</u>	<u>Invoice Description</u>	<u>Amount</u>	<u>Batch ID</u>
57529	03/16/2020	TULARE IRRIGATION DISTRICT	RPA Fund Refund for TULARE IRRIGATION DISTRICT	50,170.19	9495
57530	03/16/2020	TULARE LAKE BASIN WATER STORAGE DISTRICT	RPA Fund Refund for TULARE LAKE BASIN WATER STORAGE DISTRICT	1,163.41	9495
57531	03/16/2020	UPPER LAKE COUNTY WATER DISTRICT	RPA Fund Refund for UPPER LAKE COUNTY WATER DISTRICT	3,350.78	9495
57532	03/16/2020	UPPER SAN GABRIEL VALLEY MWD		32,203.77	9495
57533	03/16/2020	UTICA WATER AND POWER AUTHORITY	RPA Fund Refund for UTICA WATER AND POWER AUTHORITY	443.38	9495
57534	03/16/2020	VALLECITOS WATER DISTRICT	RPA Fund Refund for VALLECITOS WATER DISTRICT	95,249.37	9495
57535	03/16/2020	VALLEY CENTER MUNICIPAL WATER DISTRICT	RPA Fund Refund for VALLEY CENTER MUNICIPAL WATER DISTRICT	44,809.19	9495
57536	03/16/2020	VALLEY COUNTY WATER DISTRICT	RPA Fund Refund for VALLEY COUNTY WATER DISTRICT	22,830.19	9495
57537	03/16/2020	VANDENBERG VILLAGE CSD	RPA Fund Refund for VANDENBERG VILLAGE CSD c/o CYNTHIA ALLEN	11,295.19	9495
57538	03/16/2020	VISTA IRRIGATION DISTRICT	RPA Fund Refund for VISTA IRRIGATION DISTRICT	174,757.22	9495
57539	03/16/2020	WALNUT VALLEY WATER DISTRICT	RPA Fund Refund for WALNUT VALLEY WATER DISTRICT	171,880.65	9495
57540	03/16/2020	WATER REPLENISHMENT DISTRICT OF SOUTHERN CALIFORNIA	RPA Fund Refund for WATER REPLENISHMENT DISTRICT OF SOUTHERN CALIFORNIA	16,454.92	9495
57541	03/16/2020	WEAVERVILLE COMMUNITY SERVICES DIST	RPA Fund Refund for WEAVERVILLE COMMUNITY SERVICES DIST	8,631.42	9495
57542	03/16/2020	WEOTT COMMUNITY SERVICES DISTRICT	RPA Fund Refund for WEOTT COMMUNITY SERVICES DISTRICT	1,334.24	9495
57543	03/16/2020	WEST ORANGE COUNTY WATER BOARD		750.79	9495
57544	03/16/2020	WESTBOROUGH WATER DISTRICT	RPA Fund Refund for WESTBOROUGH WATER DISTRICT	15,646.26	9495
57545	03/16/2020	WEST BASIN MUNICIPAL WATER DISTRICT	RPA Fund Refund for WEST BASIN MUNICIPAL WATER DISTRICT	79,517.03	9495

From 03/16/2020  
to 03/31/2020

ACWA Joint Powers Insurance Authority

Sorted By Check Number

# Vendor Payment Report

<u>Check Number</u>	<u>Check Date</u>	<u>Name</u>	<u>Invoice Description</u>	<u>Amount</u>	<u>Batch ID</u>
57546	03/16/2020	WESTERN CANAL WATER DISTRICT	RPA Fund Refund for WESTERN CANAL WATER DISTRICT	17,641.73	9495
57547	03/16/2020	WESTERN MUNICIPAL WATER DISTRICT	RPA Fund Refund for WESTERN MUNICIPAL WATER DISTRICT	29,810.88	9495
57548	03/16/2020	WESTSIDE WATER DISTRICT	RPA Fund Refund for WESTSIDE WATER DISTRICT	4,531.21	9495
57549	03/16/2020	WHEELER CREST C.S.D.		416.31	9495
57550	03/16/2020	WHEELER RIDGE-MARICOPA WSD	RPA Fund Refund for WHEELER RIDGE-MARICOPA WSD	6,554.91	9495
57551	03/16/2020	YOLO COUNTY FLOOD CONTROL AND WATER CONSERVATION DISTRICT	RPA Fund Refund for Yolo County FC and WCD	47,300.64	9495
57552	03/17/2020	ROBIN T. HUDSON	STAFF TRAVEL 1/31/20 TO 3/10/20	24.09	9500
57553	03/17/2020	ARMANINO LLP	CLIENT #125288.0 INTACCT 1-PROJECT MANAGEMENT INTACCT 2-PLAN AND ANALYZE	2,362.50	9500
57554	03/17/2020	ASSOCIATION OF CA WATER AGENCIES	SPRING AND FALL CONFERENCE SPONSORSHIP FOR FRIDAY BREAKFAST	20,000.00	9500
57555	03/17/2020	DENISE J. DURAN-HANRATTY	RM RIBBONS, JPIA COMMITMENT TO EXCELLENCE RIBBONS AND JPIA SPONSOR RIBBONS	483.79	9500
57556	03/17/2020	CHINO BASIN WATER CONSERVATION DISTRICT	TRAINING CONFERENCE REGISTRATION REFUND-M. DEAN	190.00	9500
57557	03/17/2020	EL TORO WATER DISTRICT	REIMBURSEMENT FOR REFRESHMENTS DURING FIELD ERGONOMICS CLASS 3/11/20	64.17	9500
57558	03/17/2020	FIRST ALARM SECURITY AND PATROL	PATROL, VEHICLE FOOT MARCH 2020	275.00	9500
57559	03/17/2020	FOOTHILL SYSTEMS INC	MISC SOUND SI#12170 INSTALLED POWER SUPPLIES TO LOCAL RMC-TXS IN TRAINING ROOMS	513.73	9500
57560	03/17/2020	MEYERS FOZI AND DWORK LLP	SEMITROPIC WSD HERBICIDE SPRAYING CASES #14-0779	509.00	9500

From 03/16/2020  
to 03/31/2020

ACWA Joint Powers Insurance Authority  
**Vendor Payment Report**

Sorted By Check Number

<u>Check Number</u>	<u>Check Date</u>	<u>Name</u>	<u>Invoice Description</u>	<u>Amount</u>	<u>Batch ID</u>
57561	03/17/2020	MISSION SPRINGS WATER DISTRICT	TRAINING CONFERENCE REGISTRATION REFUNDS FOR 3 PEOPLE	570.00	9500
57562	03/17/2020	MOULTON NIGUEL WATER DISTRICT	TRAINING CONFERENCE REGISTRATION REFUND FOR 12 PEOPLE	2,280.00	9500
57563	03/17/2020	OCCU-MED, LTD.	EXAM QA SERVICES FOR 2ND QUARTER OF 2020 APRIL-MAY-JUNE	24,469.50	9500
57564	03/17/2020	OLIVENHAIN MWD	HR GROUP MEETING REFUND AT HELIX WD IN MARCH	35.00	9500
57565	03/17/2020	POWER CLEAN ENTERPRISES INC	NIGHTLY JANITORIAL SERVICE FOR JANUARY 2020	2,090.00	9500
57566	03/17/2020	THREE VALLEYS MWD	TRAINING CONFERENCE REGISTRATION REFUND - N. AGUIRRE	95.00	9500
57567	03/17/2020	UNITED STATES TREASURY	IRS PAYROLL DEDUCTION AGREEMENT FOR PAYROLL 3/13/20	265.00	9500
57568	03/17/2020	UNITED PARCEL SERVICE	DELIVERY SERVICE 2/25/20 TO 3/4/20	358.59	9500
57569	03/17/2020	WALNUT VALLEY WATER DISTRICT	TRAINING CONFERENCE REGISTRATION REFUNDS	950.00	9500
57570	03/17/2020	WESTERN MUNICIPAL WATER DISTRICT	TRAINING CONFERENCE REGISTRATION REFUNDED FOR J.BRAVO AND S. HAROLD	285.00	9500
57571	03/26/2020	ALLIANT INSURANCE SERVICES INC-	POB - TIFFANY MONTTOOTH 5/17/20 TO 5/17/21	400.00	9522
57572	03/26/2020	ALLIANT INSURANCE SERVICES INC-	PUBLIC EMP DISHONESTY BOND-KAWEAH RIVER PA- POLICY #72BDDHC2385 4/1/20 TO 4/1/21	531.00	9522
57573	03/26/2020	ALLIANT INSURANCE SERVICES INC-	POB-JOHN E SEILER POLICY# 72BSBHV8012 4/1/20 TO 4/1/21	400.00	9522
57574	03/26/2020	EL DORADO IRRIGATION DISTRICT	SMALL CLAIM ADMIN FEES CLAIMS #20-0641, #20-0642 AND #20-0644	300.00	9522
57575	03/26/2020	GILBERT ASSOCIATES, INC.	PROGRESS BILLING ON 9/30/19 ANNUAL AUDIT OF ACWA/JPIA	4,500.00	9522
57576	03/26/2020	SHRED-IT	SHREDDING SERVICE 2/25/20	80.00	9522
57577	03/26/2020	THREE VALLEYS MWD	REFUND FOR HR GROUP MTG CANCELLATION W. GALARNEAU	35.00	9522

From 03/16/2020  
to 03/31/2020

ACWA Joint Powers Insurance Authority  
**Vendor Payment Report**

Sorted By Check Number

<u>Check Number</u>	<u>Check Date</u>	<u>Name</u>	<u>Invoice Description</u>	<u>Amount</u>	<u>Batch ID</u>
57578	03/26/2020	UNITED PARCEL SERVICE	DELIVERY SERVICE 3/4/20 TO 3/11/20	260.20	9522
57579	03/26/2020	XEROX CORPORATION	-V180P V180 PERFORM PRESS BASE CHARGE AND METER USAGE FOR MARCH 2020	5,825.11	9522
ACH: 0006735	03/16/2020	WALTER A SELLS	CEO AUTO ALLOWANCE MARCH 2020	1,200.00	9501
ACH: 0006736	03/16/2020	ATT MOBILITY	WIRELESS CHARGES JANUARY 20 TO FEBRUARY 19, 2020	590.54	9502
ACH: 0006737	03/17/2020	ACCESS	EB STORAGE FEBRUARY 2020	182.09	9509
ACH: 0006738	03/17/2020	FREDERICK R. BOCKMILLER JR	EXCO PER DIEM 3/4-6/20	984.57	9510
ACH: 0006739	03/17/2020	EDWARD G. GLADBACH	EXCO TRAVEL 3/4-6/20	1,170.18	9510
ACH: 0006740	03/17/2020	ROBERT GREENFIELD	CAJPA TRAVEL 3/11/20	27.03	9510
ACH: 0006741	03/17/2020	ERIK KOWALEWSKI	HP PRINTER FOR MIN SU	171.32	9510
ACH: 0006742	03/17/2020	JOHN BRUCE RUPP	EXCO MEALS/MISC 3/3-6/20	1,882.93	9510
ACH: 0006743	03/17/2020	WALTER A SELLS	STAFF MEALS/MISC 3/4/20	80.00	9510
ACH: 0006744	03/17/2020	MONICA SISCO	PURCHASE MOUSE FOR WORK	19.38	9510
ACH: 0006745	03/17/2020	PATRICIA SLAVEN-IRVIN	LEADERSHIP TRAINING TRAVEL 2/6-7/20	50.60	9510
ACH: 0006746	03/17/2020	CECILIA M. WUCHTER	CELL PHONE REIMBURSEMENT FOR FEBRUARY 2020	50.00	9510
ACH: 0006754	03/16/2020	PUBLIC EMPLOYEES RETIREMENT SYSTEM	PERS ROTH IRA FOR 3/13/20 PAYROLL	11,398.50	9530
ACH: 0006755	03/16/2020	PUBLIC EMPLOYEES RETIREMENT SYSTEM	EMPLOYER CONTRIBUTIONS CLASSIC FOR 3/13/20 PAYROLL	29,938.82	9531
ACH: 0006756	03/20/2020	BANK CARD CENTER	VISA STMT CLOSING FEBRUARY 28, 2020	47,736.26	9532
ACH: 0006757	03/25/2020	PFM ASSET MANAGEMENT, LLC.	ACWA/JPIA EMPLOYEE BENEFITS FEBRUARY 2020	6,577.44	9536
ACH: 0006758	03/25/2020	SARAH CRAWFORD	MEMBER TRAINING MEALS/MISC 3/11-12/20	127.08	9538
ACH: 0006759	03/25/2020	EDWARD G. GLADBACH	CELL PHONE REIMBURSEMENT FEBRUARY 2020	50.00	9538
ACH: 0006760	03/25/2020	DEBORAH JEAN KYBURZ	PARSAC SEMINAR TRAVEL 3/11-12/20	226.49	9538
ACH: 0006761	03/25/2020	MELODY A. HENRIQUES-McDONALD	EXCO MEALS/MISC 3/12-13/20	1,443.52	9538



From 03/16/2020  
to 03/31/2020

ACWA Joint Powers Insurance Authority  
**Vendor Payment Report**

Sorted By Check Number

<u>Check Number</u>	<u>Check Date</u>	<u>Name</u>	<u>Invoice Description</u>	<u>Amount</u>	<u>Batch ID</u>
ACH: 0006762	03/25/2020	PATRICIA SLAVEN-IRVIN	STRATEGIC PLANNING MEALS/MISC 3/5-6/20	23.08	9538
ACH: 0006763	03/27/2020	ALLIANT INSURANCE SERVICES INC-	BENEFITS CONSULTING FEE MARCH 2020	5,000.00	9542
ACH: 0006764	03/27/2020	HEALTH EQUITY	STAFF HSA CONTRIBUTIONS FOR 3/21/20 PAYROLL	3,206.69	9543
ACH: 0006765	03/27/2020	AMERICAN FUNDS GROUP	STAFF ROTH IRA CONTRIBUTIONS FOR PAYROLL 3/27/20	436.50	9544
ACH: 0006766	03/26/2020	PAYLOCITY CORPORATION	STAFF PAYROLL 3/27/20	133,256.24	9545
ACH: 0006767	03/26/2020	PAYLOCITY CORPORATION	FEDERAL PAYROLL TAXES FOR 3/27/20 PAYROLL	35,046.75	9546
ACH: 0006768	03/26/2020	SCHOLARSHARE COLLEGE SAVINGS PLAN	PAYMENT-CAMACHO 3/27/20 PAYROLL	20.00	9547
ACH: 0006769	03/26/2020	SCHOLARSHARE COLLEGE SAVINGS PLAN	PAYMENT-GREENFIELD FOR 3/27/20 PAYROLL	175.00	9548
ACH: 0006770	03/26/2020	LINCOLN FINANCIAL GROUP	LINCOLN 457 CONTRIBUTIONS FOR STAFF PAYROLL 3/27/20	2,742.27	9549
ACH: 0006771	03/30/2020	PUBLIC EMPLOYEES RETIREMENT SYSTEM	PERS ROTH IRA FOR 3/27/20 PAYROLL	11,498.50	9550
ACH: 0006772	03/30/2020	PUBLIC EMPLOYEES RETIREMENT SYSTEM	EMPLOYER CONTRIBUTIONS PEPRA FOR PAYROLL 3/27/20	30,326.14	9551
ACH: 0006773	03/27/2020	PAYLOCITY CORPORATION	MONTHLY FEES FOR MARCH 2020	765.00	9552
ACH: 0006774	03/30/2020	VISION SERVICE PLAN	VSP VISION CLAIMS FOR FEBRUARY 2020	114,159.85	9553
EBC: 0003707	03/16/2020	MEDIMPACT HEALTHCARE SYSTEMS INC	EGWP RX CLAIMS 2/29/20	4,633.62	9503
EBC: 0003708	03/16/2020	MEDIMPACT HEALTHCARE SYSTEMS INC	COMMERCIAL RX CLAIMS 2/29/20	24,948.77	9504
EBC: 0003709	03/16/2020	ANTHEM BLUE CROSS OF CALIFORNIA	EB CLAIM PAYMENTS CK#712678-CK#712805	23,556.10	9505
EBC: 0003710	03/16/2020	ANTHEM BLUE CROSS OF CALIFORNIA	EB ELECTRONIC CLAIM PAYMENTS EG38026840-EG38027110	102,596.32	9506
EBC: 0003711	03/17/2020	ANTHEM BLUE CROSS OF CALIFORNIA	EB CLAIM PAYMENTS CK#712806-CK#712899	16,472.54	9507
EBC: 0003712	03/17/2020	ANTHEM BLUE CROSS OF CALIFORNIA	EB ELECTRONIC CLAIM PAYMENTS EG38030192-EG38030390	143,799.44	9508

From 03/16/2020  
to 03/31/2020

ACWA Joint Powers Insurance Authority

Sorted By Check Number

# Vendor Payment Report

<u>Check Number</u>	<u>Check Date</u>	<u>Name</u>	<u>Invoice Description</u>	<u>Amount</u>	<u>Batch ID</u>
EBC: 0003713	03/18/2020	ANTHEM BLUE CROSS OF CALIFORNIA	EB CLAIM PAYMENTS CK#712900-CK#712969	13,638.31	9511
EBC: 0003714	03/18/2020	ANTHEM BLUE CROSS OF CALIFORNIA	EB ELECTRONIC CLAIM PAYMENTS EG38032701-EG38032841	27,086.10	9512
EBC: 0003715	03/18/2020	DELTA DENTAL INSURANCE COMPANY	EB CLAIM PAYMENTS MARCH 6 TO MARCH 12, 2020	206,413.64	9513
EBC: 0003716	03/19/2020	ANTHEM BLUE CROSS OF CALIFORNIA	EB CLAIM PAYMENTS CK#712970-CK#713001	2,383.49	9514
EBC: 0003717	03/19/2020	ANTHEM BLUE CROSS OF CALIFORNIA	EB ELECTRONIC CLAIM PAYMENTS EG38034793-EG38034882	74,216.83	9515
EBC: 0003718	03/20/2020	ANTHEM BLUE CROSS OF CALIFORNIA	EB CLAIM PAYMENTS CK#713002-CK#713043	7,592.14	9516
EBC: 0003719	03/20/2020	ANTHEM BLUE CROSS OF CALIFORNIA	EB ELECTRONIC CLAIM PAYMENTS EG38036644-EG38036728	115,976.34	9517
EBC: 0003720	03/21/2020	ANTHEM BLUE CROSS OF CALIFORNIA	EB CLAIM PAYMENTS CK#713044-CK#713113	22,600.39	9518
EBC: 0003721	03/21/2020	ANTHEM BLUE CROSS OF CALIFORNIA	EB ELECTRONIC CLAIM PAYMENTS EG38041078-EG38041285	161,002.65	9519
EBC: 0003722	03/17/2020	MEDIMPACT HEALTHCARE SYSTEMS INC	EGWP RX CLAIMS 2/22/20 TO 2/28/20	124,948.37	9523
EBC: 0003723	03/17/2020	MEDIMPACT HEALTHCARE SYSTEMS INC	COMMERCIAL RX CLAIMS 2/22/20 TO 2/28/20	304,916.65	9524
EBC: 0003724	03/19/2020	ANTHEM BLUE CROSS OF CALIFORNIA	CREDIT FROM INVOICE 03200331	33,189.96	9533
EBC: 0003725	03/24/2020	ANTHEM BLUE CROSS OF CALIFORNIA	EB CLAIM PAYMENTS CK#713292-CK#713356	16,463.83	9534
EBC: 0003726	03/24/2020	ANTHEM BLUE CROSS OF CALIFORNIA	EB ELECTRONIC CLAIM PAYMENTS EG38051562-EG38051714	151,022.13	9535
EBC: 0003727	03/25/2020	DELTA DENTAL INSURANCE COMPANY	EB CLAIM PAYMENTS MARCH 13 TO MARCH 19, 2020	191,412.73	9537
EBC: 0003728	03/24/2020	MEDIMPACT HEALTHCARE SYSTEMS INC	EGWP RX CLAIMS MARCH 1 TO MARCH 7, 2020	135,415.82	9539
EBC: 0003729	03/24/2020	MEDIMPACT HEALTHCARE SYSTEMS INC	COMMERCIAL RX CLAIMS MARCH 1 TO MARCH 7, 2020	217,857.45	9540
EBC: 0003730	03/26/2020	ANTHEM BLUE CROSS OF CALIFORNIA	OUT OF AREA MEDICAL CLAIMS MARCH 16 TO MARCH 22, 2020	45,121.05	9541
<b>Total</b>				<b>8,581,791.02</b>	

from 04/01/2020  
to 04/15/2020

ACWA Joint Powers Insurance Authority

Sorted By Check

**Claims Payment Report**

<u>Check Date</u>	<u>Check Number</u>	<u>District Name</u>	<u>Claim Date</u>	<u>Transaction Type</u>	<u>Amount</u>
04/02/2020	218545	South Tahoe Public Utility District	02/05/2020	Liability - Property Damage	975.00
04/02/2020	218546	Montecito Water District	01/09/2018	Expert	1,677.50
04/02/2020	218547	Sutter Extension Water District	09/01/2019	Expert	1,060.00
04/02/2020	218548	Carmichael Water District	01/10/2017	Expert	448.75
04/02/2020	218549	Clearlake Oaks County Water District	02/06/2020	Liability - Property Damage	5,118.31
04/02/2020	218550	Clearlake Oaks County Water District	02/06/2020	Liability - Property Damage	32,724.59
04/02/2020	218551	Rancho California Water District	11/22/2019	Liability - Property Damage	28,200.00
04/02/2020	218552	Carpinteria Valley Water District	10/31/2017	Defense Attorney	380.00
04/02/2020	218553	El Dorado Irrigation District	07/16/2019	Defense Attorney	665.00
04/02/2020	218554	South Feather Water and Power Agency	02/04/2019	Defense Attorney	1,767.00
04/02/2020	218555	El Dorado Irrigation District	06/24/2019	Defense Attorney	665.00
04/02/2020	218556	Sutter Extension Water District	09/01/2019	Defense Attorney	494.00
04/02/2020	218557	Solano Irrigation District	02/13/2019	Defense Attorney	996.00
04/02/2020	218558	Madera Irrigation District	11/22/2017	Defense Attorney	1,216.00
04/02/2020	218559	Sacramento Suburban Water District	09/29/2017	Defense Attorney	171.00
04/02/2020	218560	Carmichael Water District	01/10/2017	Defense Attorney	513.00
04/02/2020	218561	South Feather Water and Power Agency	02/10/2017	Defense Attorney	361.00
04/02/2020	218562	Semitropic Water Storage District	05/19/2014	Defense Attorney	5,612.00
04/02/2020	218563	Semitropic Water Storage District	05/19/2014	Expense General	418.00
04/02/2020	218564	Soquel Creek Water District	10/06/2019	Liability - Property Damage	11,460.00
04/02/2020	218565	Santa Clarita Valley Water Agency	06/04/2016	Property - District Property	2,340.43
04/02/2020	218566	Shafter-Wasco Irrigation District	09/18/2019	Liability - Property Damage	103,969.15
04/02/2020	218567	Solano Irrigation District	02/13/2019	Expert	960.00
04/02/2020	218568	Banta Carbona Irrigation District	03/14/2020	Appraiser	205.00
04/02/2020	218569	Chino Basin Water Conservation District	01/24/2019	Defense Attorney	460.00
04/02/2020	218570	Foothill Municipal Water District	04/21/2019	Defense Attorney	800.00
04/02/2020	218571	Monte Vista Water District	01/05/2020	Defense Attorney	520.00
04/02/2020	218572	West Valley Water District	10/02/2017	Defense Attorney	1,020.00
04/02/2020	218573	West Valley Water District	10/02/2017	Expense General	6.74
04/02/2020	218574	Moulton Niguel Water District	03/01/2017	Expense General	360.85
04/02/2020	218575	Moulton Niguel Water District	03/01/2017	Defense Attorney	680.00
04/02/2020	218576	Palo Verde Irrigation District	06/03/2018	Expense General	98.25
04/02/2020	218577	Palo Verde Irrigation District	06/03/2018	Defense Attorney	1,820.00
04/02/2020	218578	Palo Verde Irrigation District	03/13/2019	Defense Attorney	780.00
04/02/2020	218579	Palo Verde Irrigation District	03/13/2019	Expense General	86.80
04/02/2020	218580	Clearlake Oaks County Water District	02/06/2020	Adjuster	2,662.73
04/02/2020	218581	Fallbrook Public Utility District	03/29/2019	Adjuster	336.30
04/02/2020	218582	Rancho California Water District	11/22/2019	Adjuster	2,178.35
04/02/2020	218583	Lindsay-Strathmore Irrigation District	01/01/2019	Expert	5,618.48
04/02/2020	218584	Santa Fe Irrigation District	07/21/2019	Medical, general	111.16
04/02/2020	218585	Helix Water District	04/18/2019	Anesthesiologist	143.60
04/02/2020	218586	Vista Irrigation District	02/04/2019	TTD	2,196.52
04/02/2020	218587	San Luis & Delta-Mendota Water Authority	02/10/2020	TTD	1,076.80

from 04/01/2020  
to 04/15/2020

ACWA Joint Powers Insurance Authority

Sorted By Check

## Claims Payment Report

<u>Check Date</u>	<u>Check Number</u>	<u>District Name</u>	<u>Claim Date</u>	<u>Transaction Type</u>	<u>Amount</u>
04/02/2020	218588	Calleguas Municipal Water District	07/31/2017	Medical, general	180.00
04/02/2020	218589	Tulare Irrigation District	10/19/2011	Anesthesiologist	741.71
04/02/2020	218590	Sutter Extension Water District	04/19/2019	Bill Review Fee	8.50
04/02/2020	218590	Sutter Extension Water District	04/19/2019	Bill Review Fee	1.80
04/02/2020	218590	Berrenda Mesa Water District	02/25/2013	Bill Review Fee	12.56
04/02/2020	218590	Berrenda Mesa Water District	02/25/2013	Bill Review Fee	8.50
04/02/2020	218590	Truckee Donner Public Utility District	01/06/2020	Bill Review Fee	8.50
04/02/2020	218590	Truckee Donner Public Utility District	01/06/2020	Bill Review Fee	4.97
04/02/2020	218590	South Coast Water District	02/03/2020	Bill Review Fee	8.50
04/02/2020	218590	South Coast Water District	02/03/2020	Bill Review Fee	8.33
04/02/2020	218590	Sweetwater Authority	12/30/2019	Bill Review Fee	8.50
04/02/2020	218590	Solano Irrigation District	03/06/2020	Bill Review Fee	8.50
04/02/2020	218590	Solano Irrigation District	03/06/2020	Bill Review Fee	8.50
04/02/2020	218590	Goleta Water District	09/26/2018	Bill Review Fee	8.50
04/02/2020	218590	Goleta Water District	09/26/2018	Bill Review Fee	5.83
04/02/2020	218590	Mariana Ranchos County Water District	09/10/2019	Bill Review Fee	7.42
04/02/2020	218590	Mariana Ranchos County Water District	09/10/2019	Bill Review Fee	8.50
04/02/2020	218590	Mariana Ranchos County Water District	09/10/2019	Bill Review Fee	7.42
04/02/2020	218590	Mariana Ranchos County Water District	09/10/2019	Bill Review Fee	8.50
04/02/2020	218590	Palmdale Water District	06/04/2019	Bill Review Fee	8.50
04/02/2020	218590	Palmdale Water District	06/04/2019	Bill Review Fee	8.81
04/02/2020	218590	Orange County Water District	03/13/2020	Bill Review Fee	8.50
04/02/2020	218590	Orange County Water District	03/13/2020	Bill Review Fee	11.27
04/02/2020	218590	Orange County Water District	03/13/2020	Bill Review Fee	8.50
04/02/2020	218590	Orange County Water District	03/13/2020	Bill Review Fee	14.19
04/02/2020	218590	Solano Irrigation District	08/12/2019	Bill Review Fee	8.50
04/02/2020	218590	Solano Irrigation District	08/12/2019	Bill Review Fee	8.50
04/02/2020	218590	Tahoe City Public Utility District	05/22/2019	Bill Review Fee	8.50
04/02/2020	218590	Las Virgenes Municipal Water District	11/27/2018	Bill Review Fee	8.50
04/02/2020	218590	Las Virgenes Municipal Water District	11/27/2018	Bill Review Fee	8.50
04/02/2020	218590	El Toro Water District	06/22/2015	Bill Review Fee	8.50
04/02/2020	218590	El Toro Water District	06/22/2015	Bill Review Fee	19.46
04/02/2020	218590	Solano Irrigation District	07/15/2014	Bill Review Fee	8.50
04/02/2020	218590	Solano Irrigation District	07/15/2014	Bill Review Fee	7.68
04/02/2020	218590	Water Employee Services Authority	12/10/2018	Bill Review Fee	8.50
04/02/2020	218590	Water Employee Services Authority	12/10/2018	Bill Review Fee	9.38
04/02/2020	218590	Water Employee Services Authority	12/10/2018	Bill Review Fee	8.50
04/02/2020	218590	Water Employee Services Authority	12/10/2018	Bill Review Fee	3.76
04/02/2020	218590	San Luis Water District	03/25/2019	Bill Review Fee	8.50
04/02/2020	218590	San Luis Water District	03/25/2019	Bill Review Fee	15.49
04/02/2020	218590	Sweetwater Authority	01/21/2020	Bill Review Fee	8.50
04/02/2020	218590	Centerville Community Services District	09/24/2019	Bill Review Fee	8.50
04/02/2020	218590	Centerville Community Services District	09/24/2019	Bill Review Fee	40.63
04/02/2020	218590	Kaweah Delta Water Conservation District	10/07/2014	Bill Review Fee	8.50

from 04/01/2020  
to 04/15/2020

ACWA Joint Powers Insurance Authority

Sorted By Check

## Claims Payment Report

<u>Check Date</u>	<u>Check Number</u>	<u>District Name</u>	<u>Claim Date</u>	<u>Transaction Type</u>	<u>Amount</u>
04/02/2020	218590	Kaweah Delta Water Conservation District	10/07/2014	Bill Review Fee	6.99
04/02/2020	218590	Sweetwater Authority	06/22/2019	Bill Review Fee	8.50
04/02/2020	218590	Sweetwater Authority	06/22/2019	Bill Review Fee	7.85
04/02/2020	218590	Walnut Valley Water District	12/26/2019	Bill Review Fee	8.50
04/02/2020	218590	Walnut Valley Water District	12/26/2019	Bill Review Fee	7.22
04/02/2020	218590	Georgetown Divide Public Utility District	10/03/2011	Bill Review Fee	12.59
04/02/2020	218590	Georgetown Divide Public Utility District	10/03/2011	Bill Review Fee	8.50
04/02/2020	218590	Moulton Niguel Water District	03/03/2020	Bill Review Fee	8.50
04/02/2020	218590	Moulton Niguel Water District	03/03/2020	Bill Review Fee	25.36
04/02/2020	218590	Glenn-Colusa Irrigation District	01/10/2020	Bill Review Fee	4.64
04/02/2020	218590	Glenn-Colusa Irrigation District	01/10/2020	Bill Review Fee	8.50
04/02/2020	218590	Glenn-Colusa Irrigation District	01/10/2020	Bill Review Fee	6.99
04/02/2020	218590	Glenn-Colusa Irrigation District	01/10/2020	Bill Review Fee	8.50
04/02/2020	218590	Sweetwater Authority	09/28/2017	Bill Review Fee	8.50
04/02/2020	218590	Sweetwater Authority	09/28/2017	Bill Review Fee	13.49
04/02/2020	218590	Walnut Valley Water District	09/26/2019	Bill Review Fee	8.50
04/02/2020	218590	Walnut Valley Water District	09/26/2019	Bill Review Fee	2.94
04/02/2020	218590	Walnut Valley Water District	09/26/2019	Bill Review Fee	8.50
04/02/2020	218590	Walnut Valley Water District	09/26/2019	Bill Review Fee	7.22
04/02/2020	218590	Monte Vista Water District	12/11/2019	Bill Review Fee	8.52
04/02/2020	218590	Monte Vista Water District	12/11/2019	Bill Review Fee	8.50
04/02/2020	218591	Crescenta Valley Water District	09/04/2019	Physical therapy	140.08
04/02/2020	218592	Crescenta Valley Water District	09/04/2019	Physical therapy	140.08
04/02/2020	218593	Sierra Lakes County Water District	09/13/2018	PPD	580.00
04/02/2020	218594	Stockton-East Water District	10/29/2019	Medical, general	127.06
04/02/2020	218595	Glenn-Colusa Irrigation District	01/10/2020	Physical therapy	105.25
04/02/2020	218596	Sweetwater Authority	12/30/2019	TTD	2,502.76
04/02/2020	218597	Glenn-Colusa Irrigation District	05/08/2019	TTD	1,268.80
04/02/2020	218598	Moulton Niguel Water District	03/03/2020	Investigation/Subrosa	981.74
04/02/2020	218599	Moulton Niguel Water District	03/03/2020	Investigation/Subrosa	158.06
04/02/2020	218600	Goleta Water District	05/24/2019	PPD	580.00
04/02/2020	218601	Crescenta Valley Water District	09/25/2019	Medical, general	71.52
04/02/2020	218602	Goleta Water District	09/26/2018	TTD	2,083.32
04/02/2020	218603	Yolo County Flood Control & Water Conse	11/21/1991	Life pension	84.00
04/02/2020	218604	Fallbrook Public Utility District	01/03/2020	Medical, general	100.52
04/02/2020	218605	Goleta Water District	09/25/2014	Medical, general	286.29
04/02/2020	218606	Tahoe City Public Utility District	05/22/2019	Medical, general	139.32
04/02/2020	218607	Carmichael Water District	12/12/2019	TTD	536.31
04/02/2020	218608	Bard Water District	03/04/2020	Medical, general	171.38
04/02/2020	218609	Scotts Valley Water District	10/28/2019	TTD	1,653.86
04/02/2020	218610	Tahoe City Public Utility District	05/22/2019	Mileage	385.68
04/02/2020	218611	Calaveras County Water District	02/14/2020	Medical, general	74.78
04/02/2020	218612	Panoche Water District	03/20/2020	TTD	2,041.96
04/02/2020	218613	Palmdale Water District	01/16/2020	Testing/Supplies	297.18

from 04/01/2020  
to 04/15/2020

ACWA Joint Powers Insurance Authority

Sorted By Check

## Claims Payment Report

<u>Check Date</u>	<u>Check Number</u>	<u>District Name</u>	<u>Claim Date</u>	<u>Transaction Type</u>	<u>Amount</u>
04/02/2020	218614	Las Virgenes Municipal Water District	12/02/2019	Testing/Supplies	345.75
04/02/2020	218615	Carmichael Water District	12/12/2019	Testing/Supplies	390.00
04/02/2020	218616	Desert Water Agency	01/15/2020	Physical therapy	206.11
04/02/2020	218617	Laguna Beach County Water District	10/29/2019	Testing/Supplies	797.45
04/02/2020	218618	San Juan Water District	10/12/2016	PPD	580.00
04/02/2020	218619	Goleta Water District	09/25/2014	PPD	580.00
04/02/2020	218620	Corcoran Irrigation District	01/09/2015	Medical, general	98.27
04/02/2020	218621	Corcoran Irrigation District	01/09/2015	Medical, general	99.99
04/02/2020	218622	West Stanislaus Irrigation District	03/03/2020	Medical, general	232.89
04/02/2020	218623	Monte Vista Water District	12/11/2019	Physical therapy	164.93
04/02/2020	218624	Rancho California Water District	01/14/2020	Physical therapy	89.12
04/02/2020	218625	Sweetwater Authority	06/22/2019	TTD	2,253.02
04/02/2020	218626	Sweetwater Authority	03/06/2017	Medical, general	183.86
04/02/2020	218627	Santa Fe Irrigation District	12/18/2019	Medical, general	89.39
04/02/2020	218628	Palmdale Water District	01/16/2020	Medical, general	169.89
04/02/2020	218629	Carmichael Water District	12/12/2019	Physical therapy	101.37
04/02/2020	218630	Carmichael Water District	12/12/2019	Physical therapy	101.37
04/02/2020	218631	Carmichael Water District	12/12/2019	Physical therapy	101.37
04/02/2020	218632	Sweetwater Authority	02/28/2020	Hospital (Inpatient)	830.58
04/02/2020	218633	Sweetwater Authority	02/28/2020	Medical, general	159.75
04/02/2020	218634	Sweetwater Authority	12/06/2019	Medical, general	111.75
04/02/2020	218635	Trabuco Canyon Water District	10/22/2015	PPD	580.00
04/02/2020	218636	Sutter Extension Water District	04/19/2019	Physical therapy	116.70
04/02/2020	218637	Solano Irrigation District	03/06/2020	Medical, general	16.41
04/02/2020	218638	Sutter Extension Water District	04/19/2019	Physical therapy	87.13
04/02/2020	218639	Carmichael Water District	12/12/2019	Medical, general	161.08
04/02/2020	218640	Solano Irrigation District	08/19/2019	Medical, general	161.78
04/02/2020	218641	Solano Irrigation District	02/20/2020	Medical, general	148.60
04/02/2020	218642	Truckee Donner Public Utility District	03/10/2020	Medical, general	117.06
04/02/2020	218643	Alameda County Water District	10/22/2019	Medical, general	82.65
04/02/2020	218644	El Dorado Irrigation District	10/22/2019	Medical, general	115.41
04/02/2020	218645	Alameda County Water District	10/22/2019	Testing/Supplies	16.87
04/02/2020	218646	Kern County Water Agency	09/16/2016	Mileage	271.41
04/02/2020	218647	Las Virgenes Municipal Water District	02/01/2013	Medical, general	210.02
04/02/2020	218648	Las Virgenes Municipal Water District	11/27/2018	Physical therapy	141.81
04/02/2020	218649	Las Virgenes Municipal Water District	02/01/2013	Physical therapy	141.81
04/02/2020	218650	Las Virgenes Municipal Water District	11/27/2018	Physical therapy	141.81
04/02/2020	218651	Mission Springs Water District	06/06/2017	PPD	12,252.50
04/07/2020	218652	Palo Verde Irrigation District	03/13/2019	Expert	4,000.00
04/07/2020	218653	Semitropic Water Storage District	05/19/2014	Liability - Property Damage	150,000.00
04/07/2020	218654	Florin Resource Conservation District/Elk	07/15/2019	Liability - Property Damage	4,140.09
04/07/2020	218655	El Dorado Irrigation District	06/24/2019	Liability - Small Claims	3,600.00
04/07/2020	218656	Saucelito Irrigation District	11/22/2019	Property - District Property	618.00
04/07/2020	218657	San Luis & Delta-Mendota Water Authority	02/10/2020	Property - District Property	915.85

from 04/01/2020  
to 04/15/2020

ACWA Joint Powers Insurance Authority

Sorted By Check

## Claims Payment Report

<u>Check Date</u>	<u>Check Number</u>	<u>District Name</u>	<u>Claim Date</u>	<u>Transaction Type</u>	<u>Amount</u>
04/07/2020	218658	Clear Creek Community Services District	01/14/2020	Property - District Property	6,948.87
04/07/2020	218659	Clearlake Oaks County Water District	03/14/2017	Defense Attorney	285.00
04/07/2020	218660	Merced Irrigation District	09/15/2017	Defense Attorney	1,216.00
04/07/2020	218661	Panoche Water District	11/01/2016	Defense Attorney	95.00
04/07/2020	218662	Panoche Water District	11/01/2016	Expense General	94.00
04/07/2020	218663	Kings River Conservation District	07/18/2018	Defense Attorney	38.00
04/07/2020	218664	Semitropic Water Storage District	05/19/2014	Liability - Property Damage	2,366,666.67
04/07/2020	218665	Montecito Water District	01/09/2018	Expense General	7,481.93
04/07/2020	218666	Mojave Water Agency	07/19/2018	Expense General	46.80
04/07/2020	218667	Mojave Water Agency	07/19/2018	Defense Attorney	780.00
04/07/2020	218668	Elsinore Valley Municipal Water District	12/20/2019	Expense General	990.00
04/07/2020	218669	Humboldt Bay Municipal Water District	05/11/2018	TTD	66.57
04/07/2020	218670	Sutter Extension Water District	04/19/2019	Medical, general	81.00
04/07/2020	218671	Orange County Water District	10/16/2018	Med/Legal evaluation	625.00
04/07/2020	218672	Berrenda Mesa Water District	02/25/2013	Medical, general	111.16
04/07/2020	218673	Glenn-Colusa Irrigation District	01/10/2020	Medical, general	86.65
04/07/2020	218674	Mission Springs Water District	03/04/2020	Bill Review Fee	8.50
04/07/2020	218674	Mission Springs Water District	03/04/2020	Bill Review Fee	3.25
04/07/2020	218674	Mission Springs Water District	03/04/2020	Bill Review Fee	8.50
04/07/2020	218674	Mission Springs Water District	03/04/2020	Bill Review Fee	1.44
04/07/2020	218674	Sweetwater Authority	12/11/2018	Bill Review Fee	8.50
04/07/2020	218674	Sweetwater Authority	12/11/2018	Bill Review Fee	4.43
04/07/2020	218674	Vista Irrigation District	02/04/2019	Bill Review Fee	8.50
04/07/2020	218674	San Luis & Delta-Mendota Water Authority	02/10/2020	Bill Review Fee	8.50
04/07/2020	218674	San Luis & Delta-Mendota Water Authority	02/10/2020	Bill Review Fee	4.40
04/07/2020	218674	San Luis & Delta-Mendota Water Authority	02/10/2020	Bill Review Fee	8.50
04/07/2020	218674	San Luis & Delta-Mendota Water Authority	02/10/2020	Bill Review Fee	35.63
04/07/2020	218674	San Luis & Delta-Mendota Water Authority	02/10/2020	Bill Review Fee	8.50
04/07/2020	218674	San Luis & Delta-Mendota Water Authority	02/10/2020	Bill Review Fee	12.30
04/07/2020	218674	Sweetwater Authority	02/28/2020	Bill Review Fee	8.50
04/07/2020	218674	Rancho California Water District	11/19/2019	Bill Review Fee	8.50
04/07/2020	218674	Desert Water Agency	01/15/2020	Bill Review Fee	1.44
04/07/2020	218674	Desert Water Agency	01/15/2020	Bill Review Fee	8.50
04/07/2020	218674	Desert Water Agency	01/15/2020	Bill Review Fee	3.75
04/07/2020	218674	Desert Water Agency	01/15/2020	Bill Review Fee	8.50
04/07/2020	218674	Vallecitos Water District	11/20/2012	Bill Review Fee	13.49
04/07/2020	218674	Vallecitos Water District	11/20/2012	Bill Review Fee	8.50
04/07/2020	218674	Sierra Lakes County Water District	09/13/2018	Bill Review Fee	8.50
04/07/2020	218674	Carpinteria Valley Water District	03/19/2018	Bill Review Fee	17.58
04/07/2020	218674	Carpinteria Valley Water District	03/19/2018	Bill Review Fee	8.50
04/07/2020	218674	West Stanislaus Irrigation District	03/03/2020	Bill Review Fee	8.50
04/07/2020	218674	West Stanislaus Irrigation District	03/03/2020	Bill Review Fee	6.99
04/07/2020	218674	Montecito Water District	08/20/2019	Bill Review Fee	5.83
04/07/2020	218674	Montecito Water District	08/20/2019	Bill Review Fee	8.50

from 04/01/2020  
to 04/15/2020

ACWA Joint Powers Insurance Authority

Sorted By Check

## Claims Payment Report

<u>Check Date</u>	<u>Check Number</u>	<u>District Name</u>	<u>Claim Date</u>	<u>Transaction Type</u>	<u>Amount</u>
04/07/2020	218674	Laguna Beach County Water District	10/29/2019	Bill Review Fee	8.50
04/07/2020	218674	South Feather Water and Power Agency	03/02/2020	Bill Review Fee	8.50
04/07/2020	218674	South Feather Water and Power Agency	03/02/2020	Bill Review Fee	9.14
04/07/2020	218674	South Feather Water and Power Agency	03/02/2020	Bill Review Fee	8.50
04/07/2020	218674	South Feather Water and Power Agency	03/02/2020	Bill Review Fee	6.60
04/07/2020	218674	Wheeler Ridge-Maricopa Water Storage D	02/20/2020	Bill Review Fee	8.50
04/07/2020	218674	Wheeler Ridge-Maricopa Water Storage D	02/20/2020	Bill Review Fee	10.71
04/07/2020	218674	Sweetwater Authority	08/16/2018	Bill Review Fee	8.50
04/07/2020	218674	Sweetwater Authority	08/16/2018	Bill Review Fee	7.85
04/07/2020	218674	Cucamonga Valley Water District	03/08/2019	Bill Review Fee	5.82
04/07/2020	218674	Cucamonga Valley Water District	03/08/2019	Bill Review Fee	8.50
04/07/2020	218674	Mariana Ranchos County Water District	09/10/2019	Bill Review Fee	8.50
04/07/2020	218674	Mariana Ranchos County Water District	09/10/2019	Bill Review Fee	15.55
04/07/2020	218674	Sweetwater Authority	01/15/2020	Bill Review Fee	8.50
04/07/2020	218674	Sweetwater Authority	01/15/2020	Bill Review Fee	0.63
04/07/2020	218674	Sweetwater Authority	12/06/2019	Bill Review Fee	8.50
04/07/2020	218674	Del Paso Manor Water District	09/03/2019	Bill Review Fee	8.50
04/07/2020	218674	Del Paso Manor Water District	09/03/2019	Bill Review Fee	8.50
04/07/2020	218674	Del Paso Manor Water District	09/03/2019	Bill Review Fee	30.95
04/07/2020	218674	Carmichael Water District	12/12/2019	Bill Review Fee	8.50
04/07/2020	218674	Carmichael Water District	12/12/2019	Bill Review Fee	9.23
04/07/2020	218674	Carmichael Water District	12/12/2019	Bill Review Fee	8.50
04/07/2020	218674	Carmichael Water District	12/12/2019	Bill Review Fee	14.43
04/07/2020	218674	Kern-Tulare Water District	12/30/2019	Bill Review Fee	8.50
04/07/2020	218674	Kern-Tulare Water District	12/30/2019	Bill Review Fee	17.16
04/07/2020	218674	Scotts Valley Water District	10/28/2019	Bill Review Fee	8.50
04/07/2020	218674	Scotts Valley Water District	10/28/2019	Bill Review Fee	5.19
04/07/2020	218674	Solano Irrigation District	08/12/2019	Bill Review Fee	8.50
04/07/2020	218674	Solano Irrigation District	08/12/2019	Bill Review Fee	8.50
04/07/2020	218674	San Juan Water District	08/28/2003	Bill Review Fee	8.50
04/07/2020	218674	San Juan Water District	08/28/2003	Bill Review Fee	12.59
04/07/2020	218674	Rancho California Water District	01/14/2020	Bill Review Fee	8.50
04/07/2020	218674	Rancho California Water District	01/14/2020	Bill Review Fee	5.62
04/07/2020	218674	Panoche Water District	08/17/2019	Bill Review Fee	8.50
04/07/2020	218674	Panoche Water District	08/17/2019	Bill Review Fee	8.50
04/07/2020	218674	Santa Fe Irrigation District	12/18/2019	Bill Review Fee	8.50
04/07/2020	218674	Santa Fe Irrigation District	12/18/2019	Bill Review Fee	18.05
04/07/2020	218674	Santa Fe Irrigation District	12/18/2019	Bill Review Fee	8.50
04/07/2020	218674	Santa Fe Irrigation District	12/18/2019	Bill Review Fee	18.05
04/07/2020	218674	Santa Fe Irrigation District	12/18/2019	Bill Review Fee	8.50
04/07/2020	218674	Santa Fe Irrigation District	12/18/2019	Bill Review Fee	18.05
04/07/2020	218674	Water Employee Services Authority	07/02/2019	Bill Review Fee	8.50
04/07/2020	218674	San Juan Water District	01/26/2016	Bill Review Fee	8.50
04/07/2020	218674	San Juan Water District	01/26/2016	Bill Review Fee	40.12



from 04/01/2020  
to 04/15/2020

ACWA Joint Powers Insurance Authority

Sorted By Check

## Claims Payment Report

<u>Check Date</u>	<u>Check Number</u>	<u>District Name</u>	<u>Claim Date</u>	<u>Transaction Type</u>	<u>Amount</u>
04/07/2020	218674	Sweetwater Authority	01/21/2020	Bill Review Fee	8.50
04/07/2020	218674	South Feather Water and Power Agency	12/03/2019	Bill Review Fee	8.50
04/07/2020	218674	South Feather Water and Power Agency	12/03/2019	Bill Review Fee	16.95
04/07/2020	218674	Moulton Niguel Water District	01/23/2019	Bill Review Fee	8.50
04/07/2020	218674	Moulton Niguel Water District	01/23/2019	Bill Review Fee	14.19
04/07/2020	218674	Moulton Niguel Water District	03/03/2020	Bill Review Fee	8.50
04/07/2020	218674	Moulton Niguel Water District	03/03/2020	Bill Review Fee	8.33
04/07/2020	218674	Laguna Beach County Water District	12/05/2019	Bill Review Fee	8.50
04/07/2020	218674	Laguna Beach County Water District	12/05/2019	Bill Review Fee	115.80
04/07/2020	218674	Western Municipal Water District	11/21/2019	Bill Review Fee	0.95
04/07/2020	218674	Western Municipal Water District	11/21/2019	Bill Review Fee	8.50
04/07/2020	218674	Tulare Irrigation District	03/14/2018	Bill Review Fee	8.50
04/07/2020	218674	Tulare Irrigation District	03/14/2018	Bill Review Fee	2.58
04/07/2020	218674	Carpinteria Valley Water District	01/29/2018	Bill Review Fee	13.68
04/07/2020	218674	Carpinteria Valley Water District	01/29/2018	Bill Review Fee	8.50
04/07/2020	218674	Valley of the Moon Water District	07/29/2019	Bill Review Fee	8.50
04/07/2020	218674	Valley of the Moon Water District	07/29/2019	Bill Review Fee	18.90
04/07/2020	218674	Helix Water District	07/23/2019	Bill Review Fee	8.50
04/07/2020	218674	Helix Water District	07/23/2019	Bill Review Fee	8.78
04/07/2020	218674	Walnut Valley Water District	09/26/2019	Bill Review Fee	8.50
04/07/2020	218674	Walnut Valley Water District	09/26/2019	Bill Review Fee	8.50
04/07/2020	218674	Solano Irrigation District	08/19/2019	Bill Review Fee	8.50
04/07/2020	218674	Solano Irrigation District	08/19/2019	Bill Review Fee	8.50
04/07/2020	218674	Solano Irrigation District	08/19/2019	Bill Review Fee	8.50
04/07/2020	218674	Solano Irrigation District	08/19/2019	Bill Review Fee	8.50
04/07/2020	218674	Browns Valley Irrigation District	02/05/2020	Bill Review Fee	8.50
04/07/2020	218674	Browns Valley Irrigation District	02/05/2020	Bill Review Fee	0.65
04/07/2020	218675	Berrenda Mesa Water District	12/18/2017	PPD	580.00
04/07/2020	218676	Santa Ynez River WCD Improvement Dist	08/08/2001	Legal (Defense)	33.99
04/07/2020	218677	Sierra Lakes County Water District	09/13/2018	Mileage	115.00
04/07/2020	218678	Glenn-Colusa Irrigation District	01/10/2020	Physical therapy	105.25
04/07/2020	218679	Mission Springs Water District	08/21/2011	PPD	460.00
04/07/2020	218680	Kaweah Delta Water Conservation District	10/07/2014	Medical, general	73.76
04/07/2020	218681	Georgetown Divide Public Utility District	10/03/2011	Medical, general	111.16
04/07/2020	218682	Chino Basin Water Conservation District	01/15/2020	Investigation/Subrosa	4,196.96
04/07/2020	218683	South Tahoe Public Utility District	07/30/2019	Med/Legal evaluation	500.00
04/07/2020	218684	South Tahoe Public Utility District	07/30/2019	Med/Legal evaluation	625.00
04/07/2020	218685	Merced Irrigation District	11/09/2018	PPD	580.00
04/07/2020	218686	El Toro Water District	06/22/2015	Medical, general	303.22
04/07/2020	218687	Crescenta Valley Water District	09/25/2019	TTD	2,234.66
04/07/2020	218688	Palmdale Water District	10/29/2019	Photocopy	75.00
04/07/2020	218689	Goleta Water District	09/26/2018	Physical therapy	132.09
04/07/2020	218690	Water Employee Services Authority	12/10/2018	Medical, general	251.20
04/07/2020	218691	Water Employee Services Authority	12/10/2018	Medical, general	100.52

from 04/01/2020  
to 04/15/2020

ACWA Joint Powers Insurance Authority

Sorted By Check

## Claims Payment Report

<u>Check Date</u>	<u>Check Number</u>	<u>District Name</u>	<u>Claim Date</u>	<u>Transaction Type</u>	<u>Amount</u>
04/07/2020	218692	Palmdale Water District	06/04/2019	Medical, general	199.68
04/07/2020	218693	Chino Basin Water Conservation District	01/15/2020	Photocopy	104.03
04/07/2020	218694	Chino Basin Water Conservation District	01/15/2020	Photocopy	86.40
04/07/2020	218695	Rancho California Water District	01/14/2020	TTD	1,385.04
04/07/2020	218696	Tahoe City Public Utility District	05/22/2019	PPD	6,655.50
04/07/2020	218697	Calaveras County Water District	07/12/2018	PPD	580.00
04/07/2020	218698	Tahoe City Public Utility District	05/22/2019	Med/Legal evaluation	1,031.25
04/07/2020	218699	Walnut Valley Water District	09/26/2019	Physical therapy	132.09
04/07/2020	218700	Elsinore Valley Municipal Water District	05/05/2014	Pharmacy	77.83
04/07/2020	218701	Orange County Water District	11/17/2003	Pharmacy	20.66
04/07/2020	218702	Scotts Valley Water District	07/10/2003	Pharmacy	61.76
04/07/2020	218703	Bard Water District	08/20/2012	Pharmacy	414.19
04/07/2020	218704	Santa Ynez River WCD Improvement Dist	08/08/2001	Pharmacy	22.85
04/07/2020	218705	Georgetown Divide Public Utility District	10/03/2011	Pharmacy	25.17
04/07/2020	218706	El Toro Water District	06/22/2015	Pharmacy	18.05
04/07/2020	218707	San Juan Water District	08/28/2003	Pharmacy	496.00
04/07/2020	218708	San Juan Water District	01/26/2016	Pharmacy	362.51
04/07/2020	218709	San Luis Water District	03/25/2019	TTD	579.72
04/07/2020	218710	Solano Irrigation District	07/15/2014	Medical, general	174.18
04/07/2020	218711	Tahoe City Public Utility District	05/22/2019	Medical, general	201.89
04/07/2020	218712	Tulare Irrigation District	10/19/2011	Testing/Supplies	317.68
04/07/2020	218713	Centerville Community Services District	09/24/2019	Testing/Supplies	717.49
04/07/2020	218714	San Luis Water District	03/25/2019	Medical, general	151.03
04/07/2020	218715	Walnut Valley Water District	12/26/2019	Medical, general	86.65
04/07/2020	218716	Walnut Valley Water District	09/26/2019	Medical, general	86.65
04/07/2020	218717	Monte Vista Water District	12/11/2019	Medical, general	87.39
04/07/2020	218718	Orange County Water District	03/13/2020	Medical, general	107.89
04/07/2020	218719	Orange County Water District	03/13/2020	Medical, general	113.13
04/07/2020	218720	Mariana Ranchos County Water District	09/10/2019	Physical therapy	89.20
04/07/2020	218721	Mariana Ranchos County Water District	09/10/2019	Physical therapy	89.20
04/07/2020	218722	Sweetwater Authority	09/28/2017	Medical, general	111.16
04/07/2020	218723	Sweetwater Authority	01/21/2020	Physical therapy	129.69
04/07/2020	218724	Sweetwater Authority	12/30/2019	Physical therapy	106.90
04/07/2020	218725	Yuba County Water Agency	05/08/2017	PPD	580.00
04/07/2020	218726	South Coast Water District	02/03/2020	Medical, general	88.13
04/07/2020	218727	Moulton Niguel Water District	03/03/2020	Medical, general	185.51
04/07/2020	218728	Valley Center Municipal Water District	02/18/2020	Pharmacy	16.59
04/07/2020	218729	Sweetwater Authority	06/22/2019	Medical, general	73.76
04/07/2020	218730	Solano Irrigation District	03/06/2020	Medical, general	161.78
04/07/2020	218731	Solano Irrigation District	08/12/2019	Medical, general	148.60
04/07/2020	218732	Solano Irrigation District	08/12/2019	Physical therapy	214.34
04/07/2020	218733	Truckee Donner Public Utility District	01/06/2020	Medical, general	79.48
04/07/2020	218734	Walnut Valley Water District	02/13/2014	Chiropractor	600.00
04/07/2020	218735	Las Virgenes Municipal Water District	11/27/2018	Physical therapy	110.87

from 04/01/2020  
to 04/15/2020

ACWA Joint Powers Insurance Authority

Sorted By Check

# Claims Payment Report

<u>Check Date</u>	<u>Check Number</u>	<u>District Name</u>	<u>Claim Date</u>	<u>Transaction Type</u>	<u>Amount</u>
04/07/2020	218736	Las Virgenes Municipal Water District	11/27/2018	Physical therapy	144.15
04/07/2020	218737	El Dorado Irrigation District	12/02/2019	Investigation/Subrosa	2,464.10
04/07/2020	218738	Alameda County Water District	02/14/2020	Investigation/Subrosa	2,189.90
04/07/2020	218739	Kaweah Delta Water Conservation District	03/22/2019	Legal (Defense)	16.50
04/09/2020	218740	Laguna Beach County Water District	12/12/2019	Liability - Property Damage	3,735.23
04/09/2020	218741	Clearlake Oaks County Water District	02/06/2020	Liability - Property Damage	32,724.59
04/09/2020	218742	Monte Vista Water District	02/04/2020	Property - District Property	2,542.28
04/09/2020	218743	Banta Carbona Irrigation District	03/14/2020	Property - District Property	17,582.37
04/09/2020	218744	Monte Vista Water District	02/04/2020	Property - District Property	11,210.59
04/09/2020	218745	Calaveras County Water District	02/23/2019	Property - District Property	4,271.48
04/09/2020	218746	Idyllwild Water District	06/25/2019	Expense General	1,481.63
04/09/2020	218747	Rancho California Water District	12/09/2019	Liability - Property Damage	4,100.00
04/09/2020	218748	Goleta Water District	01/13/2020	Liability - Property Damage	12,300.55
04/09/2020	218749	Soquel Creek Water District	06/05/2019	Defense Attorney	190.00
04/09/2020	218750	Soquel Creek Water District	06/05/2019	Expense General	100.00
04/09/2020	218751	Patterson Irrigation District	05/01/2018	Defense Attorney	209.00
04/09/2020	218752	Oakdale Irrigation District	08/07/2018	Expense General	419.35
04/09/2020	218753	Oakdale Irrigation District	08/07/2018	Defense Attorney	4,994.00
04/09/2020	218754	Fresno Metropolitan Flood Control District	03/22/2018	Defense Attorney	1,321.00
04/09/2020	218755	Fresno Metropolitan Flood Control District	03/22/2018	Expense General	94.00
04/09/2020	218756	Oakdale Irrigation District	09/22/2019	Adjuster	1,669.88
04/09/2020	218757	Semitropic Water Storage District	05/19/2014	Expense General	2,470.00
04/09/2020	218758	Semitropic Water Storage District	05/19/2014	Expense General	5,668.33
04/09/2020	218759	Sutter Extension Water District	04/19/2019	TTD	282.56
04/09/2020	218760	Walnut Valley Water District	09/26/2019	Chiropractor	72.55
04/09/2020	218761	Walnut Valley Water District	09/26/2019	Chiropractor	274.24
04/09/2020	218762	Carpinteria Valley Water District	03/19/2018	Medical, general	151.03
04/09/2020	218763	Laguna Beach County Water District	10/29/2019	Hospital (Inpatient)	2,712.29
04/09/2020	218764	Laguna Beach County Water District	12/05/2019	Medical, general	909.13
04/09/2020	218765	Sweetwater Authority	02/28/2020	TTD	2,598.86
04/09/2020	218766	Del Paso Manor Water District	09/03/2019	Anesthesiologist	355.88
04/09/2020	218767	San Luis & Delta-Mendota Water Authority	02/10/2020	Testing/Supplies	226.58
04/09/2020	218768	Yorba Linda Water District	09/09/2019	TTD	2,345.82
04/09/2020	218769	South Feather Water and Power Agency	12/03/2019	Medical, general	384.10
04/09/2020	218770	South Feather Water and Power Agency	03/02/2020	Medical, general	149.61
04/09/2020	218771	South Feather Water and Power Agency	03/02/2020	Medical, general	207.13
04/09/2020	218772	Kern-Tulare Water District	12/30/2019	Medical, general	166.20
04/09/2020	218773	Humboldt Bay Municipal Water District	09/30/2019	Bill Review Fee	8.50
04/09/2020	218773	Humboldt Bay Municipal Water District	09/30/2019	Bill Review Fee	2.57
04/09/2020	218773	Humboldt Bay Municipal Water District	09/30/2019	Bill Review Fee	2.44
04/09/2020	218773	Humboldt Bay Municipal Water District	09/30/2019	Bill Review Fee	8.50
04/09/2020	218773	Mammoth Community Water District	02/23/2006	Bill Review Fee	8.50
04/09/2020	218773	Mammoth Community Water District	02/23/2006	Bill Review Fee	6.99
04/09/2020	218773	Vallecitos Water District	10/09/2019	Bill Review Fee	8.50

from 04/01/2020  
to 04/15/2020

ACWA Joint Powers Insurance Authority

Sorted By Check

## Claims Payment Report

<u>Check Date</u>	<u>Check Number</u>	<u>District Name</u>	<u>Claim Date</u>	<u>Transaction Type</u>	<u>Amount</u>
04/09/2020	218773	Vallecitos Water District	10/09/2019	Bill Review Fee	3.94
04/09/2020	218773	Orange County Water District	11/17/2003	Bill Review Fee	8.50
04/09/2020	218773	Orange County Water District	11/17/2003	Bill Review Fee	42.97
04/09/2020	218773	Laguna Beach County Water District	01/09/2020	Bill Review Fee	8.50
04/09/2020	218773	Laguna Beach County Water District	01/09/2020	Bill Review Fee	8.33
04/09/2020	218773	Sweetwater Authority	02/28/2020	Bill Review Fee	8.50
04/09/2020	218773	Desert Water Agency	01/15/2020	Bill Review Fee	8.50
04/09/2020	218773	Desert Water Agency	01/15/2020	Bill Review Fee	3.23
04/09/2020	218773	Desert Water Agency	01/15/2020	Bill Review Fee	8.50
04/09/2020	218773	Fair Oaks Water District	04/26/2018	Bill Review Fee	8.50
04/09/2020	218773	Glenn-Colusa Irrigation District	05/08/2019	Bill Review Fee	4.09
04/09/2020	218773	Glenn-Colusa Irrigation District	05/08/2019	Bill Review Fee	8.50
04/09/2020	218773	Laguna Beach County Water District	10/29/2019	Bill Review Fee	8.50
04/09/2020	218773	Solano Irrigation District	03/06/2020	Bill Review Fee	8.50
04/09/2020	218773	Solano Irrigation District	03/06/2020	Bill Review Fee	8.50
04/09/2020	218773	Mission Springs Water District	01/07/2020	Bill Review Fee	8.50
04/09/2020	218773	Mission Springs Water District	01/07/2020	Bill Review Fee	18.23
04/09/2020	218773	Solano Irrigation District	12/10/2019	Bill Review Fee	8.50
04/09/2020	218773	Rowland Water District	05/06/2019	Bill Review Fee	8.50
04/09/2020	218773	Carmichael Water District	12/12/2019	Bill Review Fee	8.50
04/09/2020	218773	Carmichael Water District	12/12/2019	Bill Review Fee	0.95
04/09/2020	218773	Orange County Water District	03/13/2020	Bill Review Fee	8.50
04/09/2020	218773	Orange County Water District	03/13/2020	Bill Review Fee	1.70
04/09/2020	218773	Orange County Water District	03/13/2020	Bill Review Fee	8.50
04/09/2020	218773	Orange County Water District	03/13/2020	Bill Review Fee	2.57
04/09/2020	218773	Truckee Donner Public Utility District	03/10/2020	Bill Review Fee	8.50
04/09/2020	218773	Truckee Donner Public Utility District	03/10/2020	Bill Review Fee	4.97
04/09/2020	218773	South Coast Water District	11/07/2019	Bill Review Fee	3.37
04/09/2020	218773	South Coast Water District	11/07/2019	Bill Review Fee	8.50
04/09/2020	218773	San Juan Water District	08/28/2003	Bill Review Fee	62.63
04/09/2020	218773	San Juan Water District	08/28/2003	Bill Review Fee	8.50
04/09/2020	218773	Rancho California Water District	01/14/2020	Bill Review Fee	8.50
04/09/2020	218773	Rancho California Water District	01/14/2020	Bill Review Fee	5.06
04/09/2020	218773	Tahoe City Public Utility District	05/22/2019	Bill Review Fee	8.50
04/09/2020	218773	Tahoe City Public Utility District	05/22/2019	Bill Review Fee	17.39
04/09/2020	218773	Panoche Water District	08/17/2019	Bill Review Fee	8.50
04/09/2020	218773	Tulare Irrigation District	11/18/2019	Bill Review Fee	8.50
04/09/2020	218773	Tulare Irrigation District	11/18/2019	Bill Review Fee	31.80
04/09/2020	218773	El Toro Water District	06/22/2015	Bill Review Fee	8.50
04/09/2020	218773	Florin Resource Conservation District/Elk	06/05/2018	Bill Review Fee	7.19
04/09/2020	218773	Florin Resource Conservation District/Elk	06/05/2018	Bill Review Fee	8.50
04/09/2020	218773	San Luis Water District	03/25/2019	Bill Review Fee	8.50
04/09/2020	218773	San Luis Water District	03/25/2019	Bill Review Fee	6.99
04/09/2020	218773	Orange County Water District	10/03/2017	Bill Review Fee	8.50

from 04/01/2020  
to 04/15/2020

ACWA Joint Powers Insurance Authority

Sorted By Check

## Claims Payment Report

<u>Check Date</u>	<u>Check Number</u>	<u>District Name</u>	<u>Claim Date</u>	<u>Transaction Type</u>	<u>Amount</u>
04/09/2020	218773	Orange County Water District	10/03/2017	Bill Review Fee	8.69
04/09/2020	218773	Woodbridge Irrigation District	11/05/2019	Bill Review Fee	8.50
04/09/2020	218773	Woodbridge Irrigation District	11/05/2019	Bill Review Fee	0.89
04/09/2020	218773	Western Municipal Water District	11/21/2019	Bill Review Fee	8.50
04/09/2020	218773	Glenn-Colusa Irrigation District	01/10/2020	Bill Review Fee	8.50
04/09/2020	218773	Glenn-Colusa Irrigation District	01/10/2020	Bill Review Fee	7.33
04/09/2020	218773	Glenn-Colusa Irrigation District	01/10/2020	Bill Review Fee	8.50
04/09/2020	218773	Glenn-Colusa Irrigation District	01/10/2020	Bill Review Fee	4.09
04/09/2020	218773	Glenn-Colusa Irrigation District	01/10/2020	Bill Review Fee	8.50
04/09/2020	218773	Glenn-Colusa Irrigation District	01/10/2020	Bill Review Fee	4.64
04/09/2020	218773	Glenn-Colusa Irrigation District	01/10/2020	Bill Review Fee	8.50
04/09/2020	218773	Glenn-Colusa Irrigation District	01/10/2020	Bill Review Fee	6.99
04/09/2020	218773	Kern County Water Agency	09/16/2016	Bill Review Fee	5.95
04/09/2020	218773	Kern County Water Agency	09/16/2016	Bill Review Fee	8.50
04/09/2020	218773	Walnut Valley Water District	09/26/2019	Bill Review Fee	8.50
04/09/2020	218773	Walnut Valley Water District	09/26/2019	Bill Review Fee	4.54
04/09/2020	218773	Vista Irrigation District	02/24/2020	Bill Review Fee	8.50
04/09/2020	218773	Vista Irrigation District	02/24/2020	Bill Review Fee	1.48
04/09/2020	218773	Yuba County Water Agency	01/28/2020	Bill Review Fee	8.50
04/09/2020	218774	Desert Water Agency	01/15/2020	TTD	688.59
04/09/2020	218775	Carmichael Water District	12/12/2019	Case management service	803.86
04/09/2020	218776	Mission Springs Water District	08/21/2011	Legal (Defense)	197.25
04/09/2020	218777	Paradise Irrigation District	05/11/1993	Legal (Defense)	647.87
04/09/2020	218778	El Toro Water District	06/22/2015	Expense, general	1,014.75
04/09/2020	218779	Mission Springs Water District	03/04/2020	Medical, general	109.77
04/09/2020	218780	Desert Water Agency	01/15/2020	Medical, general	109.77
04/09/2020	218781	Mission Springs Water District	03/04/2020	Medical, general	247.06
04/09/2020	218782	Laguna Beach County Water District	10/29/2019	TTD	1,839.46
04/09/2020	218783	Carpinteria Valley Water District	01/24/2012	VR attorney fee	1,000.00
04/09/2020	218784	San Luis & Delta-Mendota Water Authority	02/10/2020	Physical therapy	99.58
04/09/2020	218785	Solano Irrigation District	07/15/2014	Expense, general	1,134.00
04/09/2020	218786	Merced Irrigation District	02/05/2019	PPD	580.00
04/09/2020	218787	Palmdale Water District	10/29/2019	Photocopy	75.00
04/09/2020	218788	Montecito Water District	08/20/2019	Physical therapy	132.09
04/09/2020	218789	Scotts Valley Water District	10/28/2019	Laboratory fee	275.56
04/09/2020	218790	Wheeler Ridge-Maricopa Water Storage District	02/20/2020	Medical, general	242.62
04/09/2020	218791	Rowland Water District	05/06/2019	PPD	2,610.00
04/09/2020	218792	Tulare Irrigation District	03/14/2018	Medical, general	137.13
04/09/2020	218793	Sweetwater Authority	08/16/2018	Medical, general	86.65
04/09/2020	218794	El Dorado Irrigation District	12/02/2019	Photocopy	61.00
04/09/2020	218795	Chino Basin Water Conservation District	01/15/2020	Photocopy	111.95
04/09/2020	218796	South Coast Water District	08/10/2015	Photocopy	495.00
04/09/2020	218797	Fair Oaks Water District	04/26/2018	Photocopy	30.00
04/09/2020	218798	Carmichael Water District	12/12/2019	Medical, general	649.47

from 04/01/2020  
to 04/15/2020

ACWA Joint Powers Insurance Authority

Sorted By Check

## Claims Payment Report

<u>Check Date</u>	<u>Check Number</u>	<u>District Name</u>	<u>Claim Date</u>	<u>Transaction Type</u>	<u>Amount</u>
04/09/2020	218799	Sweetwater Authority	02/28/2020	Testing/Supplies	322.81
04/09/2020	218800	Cucamonga Valley Water District	03/08/2019	Physical therapy	75.00
04/09/2020	218801	Panoche Water District	08/17/2019	TTD	1,041.34
04/09/2020	218802	El Toro Water District	06/22/2015	Pharmacy	5.00
04/09/2020	218803	Desert Water Agency	01/15/2020	Physical therapy	137.59
04/09/2020	218804	San Juan Water District	01/26/2016	Medical, general	477.34
04/09/2020	218805	Valley of the Moon Water District	07/29/2019	Medical, general	373.12
04/09/2020	218806	Water Employee Services Authority	07/02/2019	Medical, general	608.78
04/09/2020	218807	Vista Irrigation District	02/04/2019	Testing/Supplies	66.02
04/09/2020	218808	West Stanislaus Irrigation District	03/03/2020	Medical, general	86.65
04/09/2020	218809	San Luis & Delta-Mendota Water Authority	02/10/2020	Medical, general	111.16
04/09/2020	218810	Helix Water District	07/23/2019	Chiropractor	199.00
04/09/2020	218811	Orange County Water District	08/16/2019	Investigation/Subrosa	1,812.00
04/09/2020	218812	Mariana Ranchos County Water District	09/10/2019	Physical therapy	75.00
04/09/2020	218813	Rancho California Water District	01/14/2020	Physical therapy	127.37
04/09/2020	218814	Corcoran Irrigation District	12/13/2017	Legal (Defense)	454.50
04/09/2020	218815	Browns Valley Irrigation District	02/05/2020	Medical, general	83.87
04/09/2020	218816	Rancho California Water District	11/19/2019	Medical, general	81.15
04/09/2020	218817	Vallecitos Water District	11/20/2012	Medical, general	111.16
04/09/2020	218818	Santa Fe Irrigation District	12/18/2019	Physical therapy	87.65
04/09/2020	218819	Santa Fe Irrigation District	12/18/2019	Physical therapy	87.65
04/09/2020	218820	Santa Fe Irrigation District	12/18/2019	Physical therapy	87.65
04/09/2020	218821	Carmichael Water District	12/12/2019	Physical therapy	110.77
04/09/2020	218822	Carpinteria Valley Water District	01/29/2018	Medical, general	265.46
04/09/2020	218823	Sweetwater Authority	12/06/2019	Physical therapy	112.72
04/09/2020	218824	Sweetwater Authority	01/21/2020	Physical therapy	106.90
04/09/2020	218825	Sweetwater Authority	01/15/2020	Medical, general	111.75
04/09/2020	218826	Del Paso Manor Water District	09/03/2019	Medical, general	458.14
04/09/2020	218827	Moulton Niguel Water District	03/03/2020	Medical, general	88.13
04/09/2020	218828	Moulton Niguel Water District	01/23/2019	Medical, general	100.24
04/09/2020	218829	San Juan Water District	08/28/2003	Medical, general	111.16
04/09/2020	218830	Carpinteria Valley Water District	01/29/2018	TTD	2,041.96
04/09/2020	218831	Solano Irrigation District	03/06/2020	Medical, general	225.94
04/09/2020	218832	Solano Irrigation District	08/19/2019	Medical, general	102.52
04/09/2020	218833	Solano Irrigation District	08/19/2019	Laboratory fee	11.65
04/09/2020	218834	Solano Irrigation District	08/19/2019	Medical, general	3.60
04/09/2020	218835	Solano Irrigation District	08/19/2019	Medical, general	161.78
04/09/2020	218836	Solano Irrigation District	08/12/2019	Physical therapy	92.00
04/09/2020	218837	Solano Irrigation District	08/12/2019	Physical therapy	61.76
04/09/2020	218838	Carmichael Water District	12/12/2019	Medical, general	4.98
04/09/2020	218839	Carmichael Water District	12/12/2019	Medical, general	14.19
04/09/2020	218840	Sweetwater Authority	12/11/2018	Medical, general	100.35
04/09/2020	218841	Sierra Lakes County Water District	09/13/2018	Hospital (Inpatient)	307.20
04/09/2020	218842	Mission Springs Water District	04/16/2015	PPD	5,002.50

from 04/01/2020  
to 04/15/2020

ACWA Joint Powers Insurance Authority

Sorted By Check

## Claims Payment Report

<u>Check Date</u>	<u>Check Number</u>	<u>District Name</u>	<u>Claim Date</u>	<u>Transaction Type</u>	<u>Amount</u>
04/09/2020	218843	Helix Water District	07/23/2019	TTD	2,272.34
04/09/2020	218844	Western Municipal Water District	11/21/2019	Physical therapy	90.37
04/14/2020	218845	Tulare Irrigation District	10/21/2019	Liability - Property Damage	4,665.09
04/14/2020	218846	Hi-Desert Water District	09/20/2018	Liability- Bodily Injury	25,000.00
04/14/2020	218847	Kings County Water District	02/19/2020	Property - District Property	1,395.09
04/14/2020	218848	San Luis & Delta-Mendota Water Authority	02/17/2020	Property - District Property	6,011.64
04/14/2020	218849	Central California Irrigation District	10/03/2019	Liability - Property Damage	3,934.62
04/14/2020	218850	Montecito Water District	01/09/2018	Defense Attorney	68,900.50
04/14/2020	218851	Montecito Water District	01/09/2018	Defense Attorney	3,429.99
04/14/2020	218852	Crescenta Valley Water District	06/29/2018	Defense Attorney	3,388.50
04/14/2020	218853	Crescenta Valley Water District	06/29/2018	Expense General	42.49
04/14/2020	218854	Vista Irrigation District	12/31/2018	Defense Attorney	1,928.00
04/14/2020	218855	Vista Irrigation District	12/31/2018	Expense General	33.37
04/14/2020	218856	Idyllwild Water District	06/25/2019	Expense General	685.78
04/14/2020	218857	Idyllwild Water District	06/25/2019	Defense Attorney	152.00
04/14/2020	218858	Hi-Desert Water District	09/20/2018	Defense Attorney	684.00
04/14/2020	218859	Santa Clarita Valley Water Agency	05/01/2018	Defense Attorney	13,092.00
04/14/2020	218860	Santa Clarita Valley Water Agency	05/01/2018	Expense General	949.74
04/14/2020	218861	Vallecitos Water District	10/01/2014	Defense Attorney	1,489.50
04/14/2020	218862	Vallecitos Water District	10/01/2014	Expense General	36.82
04/14/2020	218863	Idyllwild Water District	09/26/2019	Defense Attorney	4,161.00
04/14/2020	218864	Idyllwild Water District	09/26/2019	Expense General	8.00
04/14/2020	218865	Rancho California Water District	07/26/2018	Defense Attorney	320.00
04/14/2020	218866	Calleguas Municipal Water District	07/31/2017	PPD	6,297.14
04/14/2020	218867	Yuba County Water Agency	01/28/2020	Hospital (Inpatient)	26.30
04/14/2020	218868	Woodbridge Irrigation District	11/05/2019	Medical, general	217.10
04/14/2020	218869	Alta Irrigation District	11/19/2014	PPD	580.00
04/14/2020	218870	Rancho California Water District	11/19/2019	TTD	2,502.76
04/14/2020	218871	Carmichael Water District	12/12/2019	Medical, general	231.55
04/14/2020	218872	Glenn-Colusa Irrigation District	05/08/2019	Medical, general	58.44
04/14/2020	218873	Glenn-Colusa Irrigation District	01/10/2020	Medical, general	86.65
04/14/2020	218874	Glenn-Colusa Irrigation District	01/10/2020	Medical, general	58.44
04/14/2020	218875	Laguna Beach County Water District	10/29/2019	Medical, general	121.45
04/14/2020	218876	Georgetown Divide Public Utility District	10/03/2011	Utilization review	150.00
04/14/2020	218877	Cucamonga Valley Water District	03/01/2016	Bill Review Fee	8.50
04/14/2020	218877	Cucamonga Valley Water District	03/01/2016	Bill Review Fee	6.06
04/14/2020	218877	Vista Irrigation District	06/07/2019	Bill Review Fee	8.50
04/14/2020	218877	Vista Irrigation District	06/07/2019	Bill Review Fee	5.42
04/14/2020	218877	Vista Irrigation District	02/04/2019	Bill Review Fee	6.67
04/14/2020	218877	Vista Irrigation District	02/04/2019	Bill Review Fee	8.50
04/14/2020	218877	Sweetwater Authority	02/28/2020	Bill Review Fee	8.50
04/14/2020	218877	Sweetwater Authority	02/28/2020	Bill Review Fee	8.50
04/14/2020	218877	Sweetwater Authority	02/28/2020	Bill Review Fee	15.36
04/14/2020	218877	Rancho California Water District	11/19/2019	Bill Review Fee	8.50

from 04/01/2020  
to 04/15/2020

ACWA Joint Powers Insurance Authority

Sorted By Check

## Claims Payment Report

<u>Check Date</u>	<u>Check Number</u>	<u>District Name</u>	<u>Claim Date</u>	<u>Transaction Type</u>	<u>Amount</u>
04/14/2020	218877	Rancho California Water District	11/19/2019	Bill Review Fee	0.91
04/14/2020	218877	Rancho California Water District	11/19/2019	Bill Review Fee	8.50
04/14/2020	218877	Rancho California Water District	11/19/2019	Bill Review Fee	0.91
04/14/2020	218877	Rancho California Water District	11/19/2019	Bill Review Fee	8.50
04/14/2020	218877	Rancho California Water District	11/19/2019	Bill Review Fee	1.12
04/14/2020	218877	Rancho California Water District	11/19/2019	Bill Review Fee	8.50
04/14/2020	218877	Rancho California Water District	11/19/2019	Bill Review Fee	0.62
04/14/2020	218877	Rancho California Water District	11/19/2019	Bill Review Fee	8.50
04/14/2020	218877	Rancho California Water District	11/19/2019	Bill Review Fee	1.00
04/14/2020	218877	Yorba Linda Water District	09/09/2019	Bill Review Fee	6.83
04/14/2020	218877	Yorba Linda Water District	09/09/2019	Bill Review Fee	8.50
04/14/2020	218877	Desert Water Agency	01/15/2020	Bill Review Fee	8.50
04/14/2020	218877	Desert Water Agency	01/15/2020	Bill Review Fee	1.44
04/14/2020	218877	Carpinteria Valley Water District	03/19/2018	Bill Review Fee	8.50
04/14/2020	218877	Carpinteria Valley Water District	03/19/2018	Bill Review Fee	13.68
04/14/2020	218877	Palmdale Water District	05/09/2019	Bill Review Fee	8.50
04/14/2020	218877	West Stanislaus Irrigation District	03/03/2020	Bill Review Fee	6.99
04/14/2020	218877	West Stanislaus Irrigation District	03/03/2020	Bill Review Fee	8.50
04/14/2020	218877	West Stanislaus Irrigation District	03/03/2020	Bill Review Fee	6.99
04/14/2020	218877	West Stanislaus Irrigation District	03/03/2020	Bill Review Fee	8.50
04/14/2020	218877	Montecito Water District	08/20/2019	Bill Review Fee	8.50
04/14/2020	218877	Montecito Water District	08/20/2019	Bill Review Fee	5.83
04/14/2020	218877	Montecito Water District	08/20/2019	Bill Review Fee	8.50
04/14/2020	218877	Montecito Water District	08/20/2019	Bill Review Fee	7.98
04/14/2020	218877	Laguna Beach County Water District	10/29/2019	Bill Review Fee	8.50
04/14/2020	218877	Laguna Beach County Water District	10/29/2019	Bill Review Fee	8.50
04/14/2020	218877	South Feather Water and Power Agency	03/02/2020	Bill Review Fee	8.50
04/14/2020	218877	Wheeler Ridge-Maricopa Water Storage D	02/20/2020	Bill Review Fee	8.50
04/14/2020	218877	Wheeler Ridge-Maricopa Water Storage D	02/20/2020	Bill Review Fee	4.33
04/14/2020	218877	Merced Irrigation District	02/05/2019	Bill Review Fee	8.50
04/14/2020	218877	Merced Irrigation District	02/05/2019	Bill Review Fee	12.30
04/14/2020	218877	Mariana Ranchos County Water District	09/10/2019	Bill Review Fee	8.50
04/14/2020	218877	Mariana Ranchos County Water District	09/10/2019	Bill Review Fee	12.62
04/14/2020	218877	Sweetwater Authority	12/11/2018	Bill Review Fee	8.50
04/14/2020	218877	Sweetwater Authority	12/11/2018	Bill Review Fee	13.49
04/14/2020	218877	Reclamation District #2068	07/24/2017	Bill Review Fee	8.50
04/14/2020	218877	Stockton-East Water District	02/28/2004	Bill Review Fee	8.50
04/14/2020	218877	Stockton-East Water District	02/28/2004	Bill Review Fee	3.75
04/14/2020	218877	Stockton-East Water District	02/28/2004	Bill Review Fee	8.50
04/14/2020	218877	Stockton-East Water District	02/28/2004	Bill Review Fee	8.50
04/14/2020	218877	Stockton-East Water District	02/28/2004	Bill Review Fee	6.36
04/14/2020	218877	Orange County Water District	03/13/2020	Bill Review Fee	8.50
04/14/2020	218877	Orange County Water District	03/13/2020	Bill Review Fee	1.70
04/14/2020	218877	Kern-Tulare Water District	12/30/2019	Bill Review Fee	8.50



from 04/01/2020  
to 04/15/2020

ACWA Joint Powers Insurance Authority

Sorted By Check

## Claims Payment Report

<u>Check Date</u>	<u>Check Number</u>	<u>District Name</u>	<u>Claim Date</u>	<u>Transaction Type</u>	<u>Amount</u>
04/14/2020	218877	Kern-Tulare Water District	12/30/2019	Bill Review Fee	8.50
04/14/2020	218877	Scotts Valley Water District	10/28/2019	Bill Review Fee	8.50
04/14/2020	218877	Scotts Valley Water District	10/28/2019	Bill Review Fee	5.61
04/14/2020	218877	Scotts Valley Water District	10/28/2019	Bill Review Fee	8.50
04/14/2020	218877	Scotts Valley Water District	10/28/2019	Bill Review Fee	3.44
04/14/2020	218877	Scotts Valley Water District	10/28/2019	Bill Review Fee	8.50
04/14/2020	218877	Scotts Valley Water District	10/28/2019	Bill Review Fee	5.64
04/14/2020	218877	Scotts Valley Water District	10/28/2019	Bill Review Fee	8.50
04/14/2020	218877	Scotts Valley Water District	10/28/2019	Bill Review Fee	5.64
04/14/2020	218877	Scotts Valley Water District	10/28/2019	Bill Review Fee	8.50
04/14/2020	218877	Scotts Valley Water District	10/28/2019	Bill Review Fee	5.64
04/14/2020	218877	Scotts Valley Water District	10/28/2019	Bill Review Fee	8.50
04/14/2020	218877	Scotts Valley Water District	10/28/2019	Bill Review Fee	5.70
04/14/2020	218877	Scotts Valley Water District	10/28/2019	Bill Review Fee	8.50
04/14/2020	218877	Scotts Valley Water District	10/28/2019	Bill Review Fee	7.13
04/14/2020	218877	Scotts Valley Water District	10/28/2019	Bill Review Fee	8.50
04/14/2020	218877	Scotts Valley Water District	10/28/2019	Bill Review Fee	7.94
04/14/2020	218877	Scotts Valley Water District	10/28/2019	Bill Review Fee	8.50
04/14/2020	218877	Scotts Valley Water District	10/28/2019	Bill Review Fee	5.80
04/14/2020	218877	Scotts Valley Water District	10/28/2019	Bill Review Fee	8.50
04/14/2020	218877	Scotts Valley Water District	10/28/2019	Bill Review Fee	6.28
04/14/2020	218877	Scotts Valley Water District	10/28/2019	Bill Review Fee	8.50
04/14/2020	218877	Scotts Valley Water District	10/28/2019	Bill Review Fee	6.28
04/14/2020	218877	Scotts Valley Water District	10/28/2019	Bill Review Fee	8.50
04/14/2020	218877	Scotts Valley Water District	10/28/2019	Bill Review Fee	6.28
04/14/2020	218877	Marina Coast Water District	03/09/2020	Bill Review Fee	8.50
04/14/2020	218877	Marina Coast Water District	03/09/2020	Bill Review Fee	4.42
04/14/2020	218877	Stockton-East Water District	11/27/2019	Bill Review Fee	8.50
04/14/2020	218877	Stockton-East Water District	11/27/2019	Bill Review Fee	1.84
04/14/2020	218877	Stockton-East Water District	11/27/2019	Bill Review Fee	8.50
04/14/2020	218877	Panoche Water District	08/17/2019	Bill Review Fee	8.50
04/14/2020	218877	Panoche Water District	08/17/2019	Bill Review Fee	6.08
04/14/2020	218877	Helix Water District	04/18/2019	Bill Review Fee	0.48
04/14/2020	218877	Helix Water District	04/18/2019	Bill Review Fee	8.50
04/14/2020	218877	Santa Fe Irrigation District	12/18/2019	Bill Review Fee	8.50
04/14/2020	218877	Santa Fe Irrigation District	12/18/2019	Bill Review Fee	16.27
04/14/2020	218877	Santa Fe Irrigation District	12/18/2019	Bill Review Fee	8.50
04/14/2020	218877	Santa Fe Irrigation District	12/18/2019	Bill Review Fee	18.05
04/14/2020	218877	Santa Ynez River WCD Improvement Dist	08/08/2001	Bill Review Fee	8.50
04/14/2020	218877	Santa Ynez River WCD Improvement Dist	08/08/2001	Bill Review Fee	11.79
04/14/2020	218877	Water Employee Services Authority	12/10/2018	Bill Review Fee	8.50
04/14/2020	218877	Water Employee Services Authority	12/10/2018	Bill Review Fee	5.26
04/14/2020	218877	San Luis Water District	03/25/2019	Bill Review Fee	8.50
04/14/2020	218877	San Luis Water District	03/25/2019	Bill Review Fee	3.06

from 04/01/2020  
to 04/15/2020

ACWA Joint Powers Insurance Authority

Sorted By Check

## Claims Payment Report

<u>Check Date</u>	<u>Check Number</u>	<u>District Name</u>	<u>Claim Date</u>	<u>Transaction Type</u>	<u>Amount</u>
04/14/2020	218877	Kings River Conservation District	11/18/2016	Bill Review Fee	14.07
04/14/2020	218877	Kings River Conservation District	11/18/2016	Bill Review Fee	8.50
04/14/2020	218877	San Juan Water District	10/12/2016	Bill Review Fee	8.50
04/14/2020	218877	San Juan Water District	01/26/2016	Bill Review Fee	8.50
04/14/2020	218877	San Juan Water District	01/26/2016	Bill Review Fee	1.03
04/14/2020	218877	Rancho California Water District	03/18/2008	Bill Review Fee	8.50
04/14/2020	218877	Rancho California Water District	03/18/2008	Bill Review Fee	5.36
04/14/2020	218877	Helix Water District	01/06/2020	Bill Review Fee	8.50
04/14/2020	218877	Sweetwater Authority	06/22/2019	Bill Review Fee	8.50
04/14/2020	218877	Sweetwater Authority	06/22/2019	Bill Review Fee	7.85
04/14/2020	218877	Moulton Niguel Water District	03/03/2020	Bill Review Fee	8.50
04/14/2020	218877	Western Municipal Water District	11/21/2019	Bill Review Fee	8.50
04/14/2020	218877	Western Municipal Water District	11/21/2019	Bill Review Fee	0.95
04/14/2020	218877	Helix Water District	07/23/2019	Bill Review Fee	8.50
04/14/2020	218877	Helix Water District	07/23/2019	Bill Review Fee	7.85
04/14/2020	218877	Helix Water District	07/23/2019	Bill Review Fee	8.50
04/14/2020	218877	Helix Water District	07/23/2019	Bill Review Fee	25.79
04/14/2020	218877	Kern County Water Agency	09/16/2016	Bill Review Fee	8.50
04/14/2020	218877	Kern County Water Agency	09/16/2016	Bill Review Fee	12.56
04/14/2020	218877	Vista Irrigation District	02/24/2020	Bill Review Fee	1.48
04/14/2020	218877	Vista Irrigation District	02/24/2020	Bill Review Fee	8.50
04/14/2020	218877	Crescenta Valley Water District	09/04/2019	Bill Review Fee	1.70
04/14/2020	218877	Crescenta Valley Water District	09/04/2019	Bill Review Fee	8.50
04/14/2020	218878	Carpinteria Valley Water District	03/19/2018	PPD	580.00
04/14/2020	218879	Orange County Water District	10/03/2017	Medical, general	112.15
04/14/2020	218880	Glenn-Colusa Irrigation District	01/10/2020	Physical therapy	105.25
04/14/2020	218881	Humboldt Bay Municipal Water District	09/30/2019	Physical therapy	55.17
04/14/2020	218882	Humboldt Bay Municipal Water District	09/30/2019	Physical therapy	58.29
04/14/2020	218883	Montecito Water District	08/20/2019	TTD	2,502.76
04/14/2020	218884	Mission Springs Water District	01/07/2020	Testing/Supplies	121.10
04/14/2020	218885	Mesa Water District	10/31/2012	PPD	540.00
04/14/2020	218886	Orange County Water District	02/21/2002	Mileage	78.66
04/14/2020	218887	Western Municipal Water District	10/23/2007	PPD	540.00
04/14/2020	218888	Kern County Water Agency	09/16/2016	Laboratory fee	10.23
04/14/2020	218889	Humboldt Bay Municipal Water District	07/25/2019	TTD	1,896.50
04/14/2020	218890	Calleguas Municipal Water District	07/31/2017	Photocopy	197.10
04/14/2020	218891	Mammoth Community Water District	02/23/2006	Medical, general	73.76
04/14/2020	218892	Helix Water District	10/22/2018	PPD	580.00
04/14/2020	218893	Tulare Irrigation District	11/18/2019	TTD	1,585.64
04/14/2020	218894	Helix Water District	04/18/2019	TTD	2,057.06
04/14/2020	218895	El Toro Water District	06/22/2015	TTD	2,142.98
04/14/2020	218896	Walnut Valley Water District	09/26/2019	Physical therapy	204.31
04/14/2020	218897	Desert Water Agency	01/15/2020	Physical therapy	118.37
04/14/2020	218898	South Coast Water District	11/07/2019	Physical therapy	151.52

from 04/01/2020  
to 04/15/2020

ACWA Joint Powers Insurance Authority

Sorted By Check

## Claims Payment Report

<u>Check Date</u>	<u>Check Number</u>	<u>District Name</u>	<u>Claim Date</u>	<u>Transaction Type</u>	<u>Amount</u>
04/14/2020	218899	Western Municipal Water District	02/15/2019	Legal (Defense)	35.00
04/14/2020	218900	Reclamation District #108	06/01/2004	Pharmacy	438.13
04/14/2020	218901	Orange County Water District	11/17/2003	Pharmacy	9.48
04/14/2020	218902	Rancho California Water District	03/18/2008	Pharmacy	21.25
04/14/2020	218903	Carpinteria Valley Water District	01/29/2018	Pharmacy	66.09
04/14/2020	218904	Tulare Irrigation District	03/14/2018	Pharmacy	14.33
04/14/2020	218905	Las Virgenes Municipal Water District	09/18/2019	Pharmacy	27.25
04/14/2020	218906	South Coast Water District	11/07/2019	Pharmacy	11.42
04/14/2020	218907	Fair Oaks Water District	04/26/2018	Med/Legal evaluation	937.50
04/14/2020	218908	Glenn-Colusa Irrigation District	01/10/2020	Testing/Supplies	107.79
04/14/2020	218909	San Luis Water District	03/25/2019	Medical, general	86.65
04/14/2020	218910	Orange County Water District	03/13/2020	Medical, general	112.94
04/14/2020	218911	Orange County Water District	03/13/2020	Medical, general	170.45
04/14/2020	218912	San Bernardino Valley Water Conservatio	03/31/2020	TTD	456.95
04/14/2020	218913	Rancho California Water District	01/14/2020	Physical therapy	114.74
04/14/2020	218914	Florin Resource Conservation District/Elk	06/05/2018	Medical, general	86.65
04/14/2020	218915	Vallecitos Water District	10/09/2019	Medical, general	89.39
04/14/2020	218916	Western Municipal Water District	11/21/2019	Medical, general	161.63
04/14/2020	218917	Tulare Irrigation District	11/18/2019	Hospital (Inpatient)	2,416.76
04/14/2020	218918	Rowland Water District	05/06/2019	Medical, general	270.72
04/14/2020	218919	Tulare Irrigation District	03/14/2018	TTD	376.88
04/14/2020	218920	Laguna Beach County Water District	01/09/2020	Medical, general	88.13
04/14/2020	218921	San Juan Water District	08/28/2003	Laboratory fee	45.77
04/14/2020	218922	Orange County Water District	11/17/2003	Hospital (Inpatient)	17,016.81
04/14/2020	218923	Truckee Donner Public Utility District	03/10/2020	Medical, general	79.48
04/14/2020	218924	Solano Irrigation District	12/10/2019	Medical, general	84.04
04/14/2020	218925	Solano Irrigation District	03/06/2020	Medical, general	89.51
04/14/2020	218926	Kern County Water Agency	09/16/2016	TTD	2,598.86
04/14/2020	218927	Tahoe City Public Utility District	05/22/2019	Medical, general	318.92
04/14/2020	218928	Browns Valley Irrigation District	02/05/2020	TTD	2,214.34
04/14/2020	218929	Goleta Water District	06/15/2016	PPD	580.00
04/14/2020	218930	Crescenta Valley Water District	09/04/2019	TTD	1,973.90
04/14/2020	218931	Vista Irrigation District	02/24/2020	Medical, general	112.15
<b>Total</b>					<b>3,191,034.51</b>

From 04/01/2020  
to 04/15/2020

ACWA Joint Powers Insurance Authority  
**Vendor Payment Report**

Sorted By Check Number

<u>Check Number</u>	<u>Check Date</u>	<u>Name</u>	<u>Invoice Description</u>	<u>Amount</u>	<u>Batch ID</u>
57589	04/09/2020	THOMAS A. CUQUET	EXCO TRAVEL 3/4-6/20	1,250.40	9590
57590	04/09/2020	RANDALL J. REED	EXCO TRAVEL 3/4-6/20	1,077.43	9590
57591	04/09/2020	AURORA INDUSTRIAL HYGIENE	RISK CONTROL SILICA TESTING PROJECT #59049	3,530.00	9590
57592	04/09/2020	BURKETTS OFFICE SUPPLIES, INC.	OFFICE SUPPLIES	1,375.93	9590
57593	04/09/2020	CAGWIN AND DORWARD	FERTILIZATIONA AND FEEDING	675.00	9590
57594	04/09/2020	DENISE J. DURAN-HANRATTY	CAL OSHA CONSTRUCTION POCKET GUIDES	4,612.75	9590
57595	04/09/2020	CISCO SYSTEMS INC	WEBEX BILLING 3/26/20 TO 4/25/20 CUSTOMER #1027612905	661.10	9590
57596	04/09/2020	CREATIVE PLANT DESIGNS	MONTHLY MAINTENANCE FEE	170.00	9590
57597	04/09/2020	GILBERT ASSOCIATES, INC.	PROGRESS BILLING ON 9/30/19 ANNUAL AUDIT OF ACWA JPIA	1,000.00	9590
57598	04/09/2020	INTERCARE HOLDINGS INSURANCE SERVICES	INDEMNITY ANNUAL PER CLAIM FEE	1,526.80	9590
57599	04/09/2020	KANTOLA TRAINING SOLUTIONS LLC	CUSTOM COLLECTION -SCORM PLUS SEATS	950.00	9590
57600	04/09/2020	LEVEL 3 COMMUNICATIONS, LLC	CONFERENCING CHARGES 3/24/20	17.81	9590
57601	04/09/2020	POWER CLEAN ENTERPRISES INC	MONTHLY JANITORIAL SUPPLIES	348.04	9590
57602	04/09/2020	REDLINE COURIER SERVICE INC	COURIER SERVICE FOR MARCH 2020	880.00	9590
57603	04/09/2020	RIVER CITY STAFFING, INC.	TEMP-C. LIGHT	269.75	9590
57604	04/09/2020	STANDARD INSURANCE COMPANY 1	LONG TERM DISABILITY- APRIL 2020	4,308.80	9590
57605	04/09/2020	TARGETSOLUTIONS LEARNING, LLC	TARGET SOLUTIONS ENTERPRISE SOLUTION-CONTRACT 1/4/20 TO 1/3/21	10,000.00	9590
57606	04/09/2020	KEVIN J. CUTIGNI	BUILDING MAINTENANCE FEBRUARY 2020	633.59	9590
57607	04/09/2020	UNITED STATES TREASURY	IRS PAYROLL DEDUCTION AGREEMENT FOR PAYROLL 4/10/20	265.00	9590
57608	04/09/2020	VALLEY FIRE AND SECURITY ALARMS,INC	SECURITY SYSTEM AND FIRE SPRINKLER MONITORING FOR APRIL 2020	70.00	9590

From 04/01/2020  
to 04/15/2020

ACWA Joint Powers Insurance Authority  
**Vendor Payment Report**

Sorted By Check Number

<u>Check Number</u>	<u>Check Date</u>	<u>Name</u>	<u>Invoice Description</u>	<u>Amount</u>	<u>Batch ID</u>
ACH: 0006776	04/03/2020	JESUS COTA	CELL PHONE AND INTERNET REIMBURSEMENT MARCH 2020	100.00	9575
ACH: 0006777	04/03/2020	DAVID A DRAKE	EXCO PER DIEM 3/26/20	327.00	9575
ACH: 0006778	04/03/2020	PETER KUCHINSKY II	MEMBER TRAINING MEALS 3/4/20	130.44	9575
ACH: 0006779	04/03/2020	LEE S. PATTON	RAS TRAVEL 3/10-12/20	209.88	9575
ACH: 0006780	04/02/2020	BLUEPAY	CREDIT CARD PROCESSING FEES FOR MARCH 2020	96.76	9576
ACH: 0006781	04/02/2020	VENTIV TECHNOLOGY, INC.	RISKCONSOLE EMAIL EXTENSION MARCH 19 TO JUNE 18, 2020	25,414.25	9577
ACH: 0006782	04/02/2020	CARRUM HEALTH, INC.	CARRUM HEALTH PLATFORM FEES FOR 2020	41,228.88	9578
ACH: 0006783	04/02/2020	STEALTH BENEFIT SOLUTIONS	STEALTH PREMIUMS APRIL 2020	255,003.04	9579
ACH: 0006784	04/06/2020	CONSOLIDATED COMMUNICATIONS	LONG DISTANCE SERVICE 2/10/20-3/9/20	1,999.47	9580
ACH: 0006785	04/06/2020	CITY OF ROSEVILLE	UTILITY BILLING 2/7/20 TO 3/6/20	2,879.53	9589
ACH: 0006786	04/07/2020	PG and E	GAS CHARGES 2/19/20 TO 3/18/20	1,539.40	9593
ACH: 0006787	04/07/2020	HEALTH EQUITY	HSA ADMIN FEE FOR APRIL 2020	85.55	9594
ACH: 0006788	04/08/2020	MHN MANAGED HEALTH NETWORK	PREMIUM PAYMENT FOR APRIL 2020	8,071.09	9599
ACH: 0006789	04/08/2020	DeltaCare USA	PREMIUM PAYMENT FOR APRIL 2020	8,605.89	9600
ACH: 0006790	04/08/2020	VISION SERVICE PLAN	PREMIUM PAYMENT FOR APRIL 2020	15,853.86	9601
ACH: 0006791	04/08/2020	STANDARD LIFE INSURANCE COMPANY	PREMIUM PAYMENT FOR APRIL 2020	65,593.41	9602
ACH: 0006792	04/08/2020	ANTHEM BLUE CROSS OF CALIFORNIA	PREMIUM PAYMENT FOR APRIL 2020	284,451.54	9603
ACH: 0006793	04/08/2020	ANTHEM BLUE CROSS OF CALIFORNIA	PREMIUM PAYMENT FOR APRIL 2020	2,418,622.46	9604
ACH: 0006794	04/08/2020	KAISER PERMANENTE - NORTH	PREMIUM PAYMENT FOR APRIL 2020	644,547.78	9605
ACH: 0006795	04/08/2020	KAISER PERMANENTE - SOUTH	PREMIUM PAYMENT APRIL 2020	1,671,868.54	9606
ACH: 0006796	04/09/2020	LINCOLN FINANCIAL GROUP	LINCOLN 457 CONTRIBUTIONS FOR STAFF PAYROLL 4/10/20	2,742.27	9609
ACH: 0006797	04/09/2020	AMERICAN FUNDS GROUP	STAFF ROTH IRA CONTRIBUTIONS FOR PAYROLL 4/10/20	436.50	9610

From 04/01/2020  
to 04/15/2020

ACWA Joint Powers Insurance Authority

Sorted By Check Number

# Vendor Payment Report

<u>Check Number</u>	<u>Check Date</u>	<u>Name</u>	<u>Invoice Description</u>	<u>Amount</u>	<u>Batch ID</u>
ACH: 0006798	04/09/2020	PAYLOCITY CORPORATION	FEDERAL PAYROLL TAXES FOR 4/10/20 PAYROLL	35,961.32	9611
ACH: 0006799	04/09/2020	PAYLOCITY CORPORATION	STAFF PAYROLL 4/10/20	137,206.42	9612
ACH: 0006800	04/10/2020	SCHOLARSHARE COLLEGE SAVINGS PLAN	PAYMENT-C. CAMACHO 4/10/20 PAYROLL	20.00	9614
ACH: 0006801	04/10/2020	SCHOLARSHARE COLLEGE SAVINGS PLAN	PAYMENT-R. GREENFIELD 4/10/20 PAYROLL	175.00	9615
ACH: 0006802	04/10/2020	DOUGLAS PROFESSIONAL OWNERS ASSOC.	2ND QUARTER ASSESSMENTS ACCT# RM 1601	2,616.25	9616
ACH: 0006803	04/10/2020	HEALTH EQUITY	STAFF HSA CONTRIBUTIONS FOR 4/10/20 PAYROLL	3,206.69	9617
ACH: 0006804	04/13/2020	PUBLIC EMPLOYEES RETIREMENT SYSTEM	EMPLOYER CONTRIBUTIONS PEPRA FOR 4/10/20 PAYROLL	31,121.30	9618
ACH: 0006805	04/13/2020	PUBLIC EMPLOYEES RETIREMENT SYSTEM	STAFF 457 CONTRIBUTIONS FOR 4/10/20 PAYROLL	11,498.50	9619
ACH: 0006806	04/10/2020	SARAH CRAWFORD	CELL PHONE REIMBURSEMENT 2/16/20 TO 3/15/20	50.00	9626
ACH: 0006807	04/10/2020	ROBIN FLINT	STAFF TRAINING TRAVEL 3/11-12/20	421.71	9626
ACH: 0006808	04/10/2020	PETER KUCHINSKY II	CELL PHONE AND INTERNET REIMBURSEMENT 3/20/20-4/25/20	100.00	9626
ACH: 0006809	04/10/2020	JENNIFER LYNN NOGOSEK	CELL PHONE REIMBURSEMENT MARCH 2020	50.00	9626
ACH: 0006810	04/10/2020	LEE S. PATTON	CELL PHONE REIMBURSEMENT 2/27/20-3/26/20 INTERNET REIMBURSEMENT 3/28/20-4/27/20	100.00	9626
ACH: 0006811	04/10/2020	DANIEL STEELE	CELL PHONE REIMBURSEMENT MARCH 2020	50.00	9626
ACH: 0006812	04/10/2020	CECILIA M. WUCHTER	CELL PHONE REIMBURSEMENT MARCH 2020	50.00	9626
EBC: 0003747	04/01/2020	ANTHEM BLUE CROSS OF CALIFORNIA	EB CLAIM PAYMENTS CK#713968-CK#714056	17,673.24	9572
EBC: 0003748	04/01/2020	ANTHEM BLUE CROSS OF CALIFORNIA	EB ELECTRONIC CLAIM PAYMENTS EG38078483-EG38078664	270,061.99	9573

From 04/01/2020  
to 04/15/2020

ACWA Joint Powers Insurance Authority  
**Vendor Payment Report**

Sorted By Check Number

<u>Check Number</u>	<u>Check Date</u>	<u>Name</u>	<u>Invoice Description</u>	<u>Amount</u>	<u>Batch ID</u>
EBC: 0003749	04/01/2020	DELTA DENTAL INSURANCE COMPANY	EB CLAIM PAYMENTS MARCH 20-26, 2020	109,714.27	9574
EBC: 0003750	04/02/2020	ANTHEM BLUE CROSS OF CALIFORNIA	EB CLAIM PAYMENTS CK#714057-CK#714129	20,249.99	9581
EBC: 0003751	04/02/2020	ANTHEM BLUE CROSS OF CALIFORNIA	EB ELECTRONIC CLAIM PAYMENTS EG38081983-EG38082138	200,768.92	9582
EBC: 0003752	04/03/2020	ANTHEM BLUE CROSS OF CALIFORNIA	EB CLAIM PAYMENTS CK#714130-CK#714209	19,859.00	9583
EBC: 0003753	04/03/2020	ANTHEM BLUE CROSS OF CALIFORNIA	EB ELECTRONIC CLAIM PAYMENTS EG38085482-EG38085640	400,375.03	9584
EBC: 0003754	04/04/2020	ANTHEM BLUE CROSS OF CALIFORNIA	EB CLAIM PAYMENTS CK#714210-CK#714242	2,759.78	9585
EBC: 0003755	04/04/2020	ANTHEM BLUE CROSS OF CALIFORNIA	EB ELECTRONIC CLAIM PAYMENTS EG38087984-EG38088050	53,338.99	9586
EBC: 0003756	04/06/2020	ANTHEM BLUE CROSS OF CALIFORNIA	EB CLAIM PAYMENTS CK#714243-CK#714309	24,467.04	9587
EBC: 0003757	04/06/2020	ANTHEM BLUE CROSS OF CALIFORNIA	EB ELECTRONIC CLAIM PAYMENTS EG38090474-EG38090590	154,604.66	9588
EBC: 0003758	04/07/2020	ANTHEM BLUE CROSS OF CALIFORNIA	EB CLAIM PAYMENTS CK#714310-CK#714381	23,823.35	9591
EBC: 0003759	04/07/2020	ANTHEM BLUE CROSS OF CALIFORNIA	EB ELECTRONIC CLAIM PAYMENTS EG38093655-EG38093819	197,292.75	9592
EBC: 0003760	04/07/2020	MEDIMPACT HEALTHCARE SYSTEMS INC	EGWP RX CLAIMS MARCH 15-21, 2020	166,643.70	9595
EBC: 0003761	04/07/2020	MEDIMPACT HEALTHCARE SYSTEMS INC	COMMERCIAL RX CLAIMS MARCH 15-21, 2020	308,278.99	9596
EBC: 0003762	04/08/2020	DELTA DENTAL INSURANCE COMPANY	EB CLAIM PAYMENTS APRIL 1 TO APRIL 2, 2020	64,282.68	9597
EBC: 0003763	04/07/2020	ANTHEM BLUE CROSS OF CALIFORNIA	OUT OF AREA MEDICAL CLAIMS MARCH 22-31, 2020	65,964.57	9598
EBC: 0003764	04/08/2020	ANTHEM BLUE CROSS OF CALIFORNIA	EB CLAIM PAYMENTS CK#714382-CK#714488	16,802.99	9607
EBC: 0003765	04/08/2020	ANTHEM BLUE CROSS OF CALIFORNIA	EB ELECTRONIC CLAIM PAYMENTS EG38096980-EG38097146	67,861.58	9608
EBC: 0003766	04/09/2020	ANTHEM BLUE CROSS OF CALIFORNIA	OUT OF AREA MEDICAL CLAIMS APRIL 1 TO APRIL 5, 2020	28,143.44	9613
EBC: 0003767	04/09/2020	ANTHEM BLUE CROSS OF CALIFORNIA	EB CLAIM PAYMENTS CK#714489-CK#714552	13,068.51	9620
EBC: 0003768	04/09/2020	ANTHEM BLUE CROSS OF CALIFORNIA	EB ELECTRONIC CLAIM PAYMENTS EG38100458-EG38100599	231,749.65	9621

From 04/01/2020  
to 04/15/2020

ACWA Joint Powers Insurance Authority

Sorted By Check Number

## Vendor Payment Report

<u>Check Number</u>	<u>Check Date</u>	<u>Name</u>	<u>Invoice Description</u>	<u>Amount</u>	<u>Batch ID</u>
EBC: 0003769	04/10/2020	ANTHEM BLUE CROSS OF CALIFORNIA	EB CLAIM PAYMENTS CK#714553-CK#714626	13,940.38	9622
EBC: 0003770	04/10/2020	ANTHEM BLUE CROSS OF CALIFORNIA	EB ELECTRONIC CLAIM PAYMENTS EG38103986-EG38104148	67,068.64	9623
EBC: 0003771	04/11/2020	ANTHEM BLUE CROSS OF CALIFORNIA	EB CLAIM PAYMENTS CK#714627-CK#714671	2,072.51	9624
EBC: 0003772	04/11/2020	ANTHEM BLUE CROSS OF CALIFORNIA	EB ELECTRONIC CLAIM PAYMENTS EG38106653-EG38106738	36,123.71	9625
EBC: 0003773	04/13/2020	ANTHEM BLUE CROSS OF CALIFORNIA	EB CLAIM PAYMENTS CK#714672-CK#714734	17,019.15	9627
EBC: 0003774	04/13/2020	ANTHEM BLUE CROSS OF CALIFORNIA	EB ELECTRONIC CLAIM PAYMENTS EG38109132-EG38109258	148,094.83	9628
<b>Total</b>				<b>8,448,161.47</b>	