


Executive Committee Meeting



YOUR BEST PROTECTION

JPIA Executive Conference Room
2100 Professional Drive
Roseville, CA 95661

Monday
June 1, 2020
2:00 p.m.

Chairman: E.G. “Jerry” Gladbach, Santa Clarita Valley Water Agency

Vice-chair: Thomas A. Cuquet, South Sutter Water District

Fred R. Bockmiller, Jr., Mesa Water District

David A. Drake, Rincon del Diablo Municipal Water District

Brent Hastey, Yuba Water Agency

Melody A. McDonald, San Bernardino Valley Water Conservation District

Randall J. Reed, Cucamonga Valley Water District

J. Bruce Rupp, Humboldt Bay Municipal Water District

Pamela Tobin, San Juan Water District

Executive Committee Core Values
Trust | Integrity | Listen | Good of the Whole



YOUR BEST PROTECTION

EXECUTIVE COMMITTEE MEETING

AGENDA

JPIA Executive Conference Room
2100 Professional Drive, Roseville, CA 95661
(800) 231-5742 - WWW.ACWAJPIA.COM

Executive Committee Core Values
Trust | Integrity | Listen | Good of the Whole

Monday – June 1, 2020 – 2:00 PM

Zoom meeting information: 661-516-2566; Password: 1234

This meeting shall consist of a simultaneous Zoom teleconference call at the ACWA JPIA, 2100 Professional Drive, Roseville, CA 95661 and remote sites.

WELCOME

CALL TO ORDER AND ANNOUNCEMENT OF QUORUM

ANNOUNCEMENT RECORDING OF MEETING This meeting may be recorded to assist in preparation of minutes. Recordings will only be kept 30 days following the meeting, as mandated by the California Brown Act.

INTRODUCTIONS

ADDITIONS TO OR DELETIONS FROM THE AGENDA

Presenter

Page#

I. CONSENT AGENDA

Gladbach

- * A. Approve the minutes of May 15, 2020 meeting.

1

- B. Approve the JPIA disbursements of:

- Vendor Payments, Employee Benefits Claim Payments, Payroll, and summary of confidential claims payments for the Liability, Property, & Workers Compensation Programs:
May 1-15, 2020.

Gladbach

- C. Approve an excused absence for any Executive Committee member.

II. ADMINISTRATION

All	A. Meetings attended on behalf of the JPIA.	
Steele	* B. LAIF Resolution (2020-1).	5
Slaven	* C. Review of Organizational Appraisal process.	8
Slaven	* D. Review of COVID-19 Employee Survey.	9
Slaven	* E. Review and approve the Infectious Disease Return to Work Policy.	20

III. PROGRAMS

Drake	* A. Review and take action on recommendations of the Workers' Compensation Committee from its meeting of May 28, 2020 (see packet for details). Action item(s) from this meeting include: <ul style="list-style-type: none"> • Memorandum of Workers' Compensation Coverage • Excess Insurance Renewal • July 1, 2020 Renewal Pricing 	25
Sells	* B. Review and possibly take action on the Dam Failure program.	27
Nogosek	* C. Significant Claims Report.	29

IV. MISCELLANEOUS

All	A. Discuss future agenda items.	
Sells	* B. CEO update.	30
Gladbach	* C. Review the availability of the Committee members for upcoming Zoom meeting – June 12, 2020.	31

ADJOURN

*Related items enclosed.

Americans with Disabilities Act – *The JPIA conforms to the protections and prohibitions contained in Section 202 of the Americans with Disabilities Act of 1990 and the Federal Rules and Regulations adopted in implementation thereof. A request for disability-related modification or accommodation, in order to participate in a public meeting of the JPIA, shall be made to: Bobbette Wells, Executive Assistant to the CEO, ACWA JPIA, PO Box 619082, Roseville, CA 95661-9082; telephone (916) 786-5742. The JPIA’s normal business hours are Monday – Friday, 7:30 a.m. to 4:30 p.m. (Government Code Section 54954.2, subdivision. (a)(1).)*

Written materials relating to an item on this Agenda that are distributed to the JPIA’s Executive Committee within 72 hours before it is to consider the item at its regularly scheduled meeting will be made available for public inspection at ACWA JPIA, 2100 Professional Drive, Roseville, CA 95661-3700; telephone (916) 786-5742. The JPIA’s normal business hours are Monday – Friday, 7:30 a.m. to 4:30 p.m.



Unapproved Minutes

Executive Committee Meeting

ACWA JPIA Executive Conference Room
 2100 Professional Drive
 Roseville, CA 95661
 (800) 231-5742

May 15, 2020

This meeting consisted of a simultaneous Zoom teleconference meeting at the ACWA JPIA, 2100 Professional Drive, Roseville, CA 95661 and remote sites.

MEMBERS PRESENT

Chairman: E.G. "Jerry" Gladbach, Santa Clarita Valley Water Agency
 Thomas A. Cuquet, South Sutter Water District
 Fred R. Bockmiller, Mesa Water District
 David Drake, Rincon del Diablo Municipal Water District
 Brent Haste, Yuba Water Agency
 Melody A. McDonald, San Bernardino Valley Water Conservation District
 Randall J. Reed, Cucamonga Valley Water District
 J. Bruce Rupp, Humboldt Bay Municipal Water District
 Pamela Tobin, San Juan Water District, ACWA VP

MEMBERS ABSENT

None.

STAFF PRESENT

Chief Executive Officer/Secretary: Walter "Andy" Sells
 David deBernardi, Director of Finance
 Robert Greenfield, General Counsel
 Jennifer Nogosek, Liability/Property Claims Manager
 Patricia Slaven, Director of Human Resources and Administration
 Sandra Smith, Employee Benefits Manager
 Dan Steele, Finance Manager
 Dianna Sutton, Special Projects Manager
 Karen Thesing, Director of Insurance Service
 Bobbette Wells, Executive Assistant to the CEO (*Recording Secretary*)

OTHERS IN ATTENDANCE

Tiffany Giammona, ACWA, Director of Member Outreach & Engagement
 Al Lopez, Western Municipal Water District
 Kevin Phillips, Paradise Irrigation District, Finance Chairman

WELCOME/CALL TO ORDER AND ANNOUNCEMENT OF QUORUM/INTRODUCTIONS

Chairman Gladbach called the meeting to order at 10:07 a.m. Chairman Gladbach announced that there was a quorum.

PUBLIC COMMENT

There were no members of the public in attendance.

CONSENT AGENDA

Chairman Gladbach called for approval of the Consent Agenda:

M/S/C (Tobin/Drake) (Bockmiller-Yes; Cuquet-Yes; Drake-Yes; Gladbach-Yes; Hastey-Yes; McDonald-Yes; Reed-Yes; Rupp-Yes; Tobin-Yes): That the Executive Committee approve the minutes of the May 1, 2020 meeting; and approve the JPIA disbursements of:

Vendor Payments, Employee Benefits Claim Payments, Payroll, and summary of confidential claims payments for the Liability, Property, & Workers' Compensation Programs: April 16-30, 2020.

ADMINISTRATION

Meetings attended on behalf of the JPIA
None stated.

PROGRAMS

Wildfire Resiliency & Mitigation amendment to Commitment to Excellence

Ms. Thesing explained that in the past, the JPIA's most frequent and costly losses stemmed from auto, infrastructure, construction, employment practices, ergonomic, and fall related claims. Unfortunately, over the last three years, the pool has experienced a spike in fire losses, specifically wildfires which impact the liability, property, and workers' compensation programs.

The JPIA is encouraging its members to implement wildfire resiliency and mitigation programs that can reduce the severity of fire related claims.

Going forward, all new C2E inductees', will be required to incorporate wildfire mitigation plans. Staff will assist members to determine if they are in a wildfire prone area. This expanded loss driver will not only further protect JPIA members and their assets the program will speak to the reinsurance property market.

The effectiveness of the JPIA Commitment to Excellence is expected to be reflected in the long-term loss rate and cost statistics.

M/S/C (Hastey/Rupp) (Bockmiller-Yes; Cuquet-Yes; Drake-Yes; Gladbach-Yes; Hastey-Yes; McDonald-Yes; Reed-Yes; Rupp-Yes; Tobin-Yes): That the Executive Committee approve the addition of the Wildfire Resiliency & Mitigation amendment to the JPIA's Commitment to Excellence criteria.

FINANCE

Finance Chairman Phillips reported on the recommendations of the Finance & Audit Committee's meeting on May 14, 2020. The following action items were presented to the Executive Committee for approval:

M/S/C (Cuquet/Hastey) (Bockmiller-Yes; Cuquet-Yes; Drake-Yes; Gladbach-Yes; Hastey-Yes; McDonald-Yes; Reed-Yes; Rupp-Yes; Tobin-Yes): That the Executive Committee approve the JPIA's Comprehensive Annual Financial Report for year ended September 30, 2019, as presented, and forward to the Board of Directors for approval at their next meeting.

M/S/C (McDonald/Bockmiller) (Bockmiller-Yes; Cuquet-Yes; Drake-Yes; Gladbach-Yes; Hastey-Yes; McDonald-Yes; Reed-Yes; Rupp-Yes; Tobin-Yes): That the Executive Committee approve the proposed Operating Budget for Fiscal Year 2020-21, as presented, and forward to the Board of Directors for approval their next meeting.

MEMBERSHIP

Westside Water Authority

Ms. Thesing presented Westside Water Authority's application for participation in the Liability Program.

M/S/C (Hastey/Reed) (Bockmiller-Yes; Cuquet-Yes; Drake-Yes; Gladbach-Yes; Hastey-Yes; McDonald-Yes; Reed-Yes; Rupp-Yes; Tobin-Yes): That the Executive Committee approve Westside Water Authority's application for participation in the Liability Program.

MISCELLANEOUS

Future agenda items

None stated.

CEO update

Mr. Sells had each of the department heads report how their department has been keeping up with their workload with staff either working from home and/or minimal staff in office.

Availability for next Zoom meeting on May 29, 2020

The Executive Committee meeting of May 29 has been rescheduled to June 1, 2020 at 2:00 p.m.

CLOSED SESSION

Before proceeding into closed session, General Counsel announced the items to be discussed.

M/S/C (Hastey/Tobin) (Bockmiller-Yes; Cuquet-Yes; Drake-Yes; Gladbach-Yes; Hastey-Yes; McDonald-Yes; Reed-Yes; Rupp-Yes; Tobin-Yes): That the Executive Committee adjourn to closed session.

At approximately 11:14 a.m., the Executive Committee, upon advice of General Counsel, adjourned to closed session pursuant to Government Code(s) Section 54956.95 to discuss Liability and/or Workers' Compensation claims in:

1. City of Glendale vs. Crescenta Valley Water District
2. Rogers, et al vs. Mid-Peninsula Water District

M/S/C (Hastey/Bockmiller) (Bockmiller-Yes; Cuquet-Yes; Drake-Yes; Gladbach-Yes; Hastey-Yes; McDonald-Yes; Reed-Yes; Rupp-Yes; Tobin-Yes): That the Executive Committee reconvene to open session.

The Committee returned to open session at approximately 11:25 a.m.

- Closed session item #1: No action was taken, instructions given to staff.
- Closed session item #2: No action was taken, instructions given to staff.

The Executive Committee meeting adjourned at 11:26 a.m.

Attest:

X

E.G. "Jerry" Gladbach
Chairman

X

Walter A. Sells
Secretary

ACWA JPIA
Resolution (2020-1) to Local Agency Investment Fund
June 1, 2020

BACKGROUND

The Local Agency Investment Fund (LAIF) uses titles for their members' resolution forms for membership. The JPIA uses LAIF for overnight placement of funds. LAIF meets the government requirements for placement of funds. This allows the JPIA to have adequate liquidity to meet the needs of the JPIA.

CURRENT SITUATION

The LAIF Authorization for Transfer of Funds needs updated to add Daniel Steele as a signor Finance Manager, update Dianna Sutton's position as Special Projects Manager, and remove Karen Thesing, Director of Insurance Services as signor.

RECOMMENDATION

That the Executive Committee approve the Local Agency Investment Fund resolution as presented.

Regular Account Resolution

RESOLUTION (2020-1) of the Association of California Water Agencies
Joint Powers Insurance Authority

AGENCY P.O. Box 619082
ADDRESS Roseville, CA 95661-9082

AGENCY
PHONE NUMBER (916) 786-5742

**AUTHORIZING INVESTMENT OF MONIES
IN THE LOCAL AGENCY INVESTMENT FUND**

WHEREAS, Pursuant to Chapter 730 of the statutes of 1976 Section 16429.1 was added to the California Government Code to create a Local Agency Investment Fund in the State Treasury for the deposit of money of a local agency for purposes of investment by the State Treasurer; and

WHEREAS, the Executive Committee does hereby find that the deposit of money in and withdrawal of money from the Local Agency Investment Fund in accordance with the provisions of Section 16429.1 of the Government Code for the purpose of investment as stated therein is in the best interests of the Association of California Water Agencies Joint Powers Insurance Authority.

NOW THEREFORE, BE IT RESOLVED, that the Executive Committee does hereby authorize the deposit of Association of California Water Agencies Joint Powers Insurance Authority monies in, and their withdrawal from, the Local Agency Investment Fund in the State Treasury in accordance with the provisions of Section 16429.1 of the Government Code for the purpose of investment as stated herein, and verification by the State Treasurer’s Office of all banking information provided in that regard.

BE IT FURTHER RESOLVED, that the following Association of California Water Agencies Joint Powers Insurance Authority officers, **or their successors in office**, shall be authorized to order the deposit of monies in or withdrawal of monies from the Local Agency Investment Fund:

Walter A. Sells
(NAME)

David deBernardi
(NAME)

Chief Executive Officer
(TITLE)

Director of Finance
(TITLE)

X
(SIGNATURE)

X
(SIGNATURE)

Daniel Steele
(NAME)

Dianna Sutton
(NAME)

Finance Manager
(TITLE)

Special Projects Manager
(TITLE)

X
(SIGNATURE)

X
(SIGNATURE)

PASSED AND ADOPTED, by the Executive Committee of the Association of California Water Agencies Joint Powers Insurance Authority of State of California on June 1, 2020.

Attested by: E.G. "Jerry" Gladbach
Executive Committee Chairman

ACWA JPIA
Organizational Performance Appraisal Process
June 1, 2020

BACKGROUND

Each summer, a Performance Appraisal for the Organization is conducted for the period September 1 through August 31. Executive Committee members are asked to complete an individual appraisal along with suggested goals.

CURRENT SITUATION

The organizational appraisal will be conducted via Survey Monkey. Each member of the committee will receive a link to utilize to complete the survey by June 10, 2020. Rankings and comments can be input. Input will be collected through June 22, 2020. Patricia Slaven, Director of Human Resources and Administration will then compile the results to be shared at a later meeting.

RECOMMENDATION

None, informational only.

ACWA JPIA
Employee Survey of COVID-19 Response
June 1, 2020

BACKGROUND

On March 16, 2020, all staff were sent home from the JPIA office to shelter in place as dictated by the Governor.

CURRENT SITUATION

CPS-HR, a Human Resources organization focused on training and support for public agencies, developed a survey for all public entities to determine how well staff thought they were doing in the midst of the pandemic and resultant changes in the workplace. JPIA opened the survey to staff on April 29, 2020 through May 13, 2020. A total of 43 staff responded to the survey. A summary of the responses can be seen on the following pages.

RECOMMENDATION

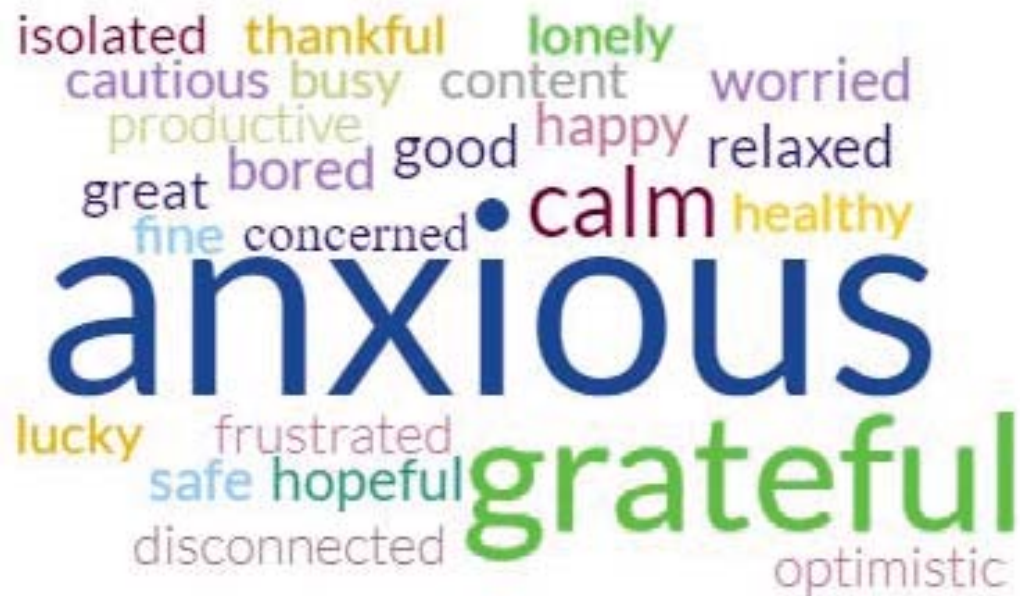
None, Informational only.

ACWA JPIA Employee Connection Survey Results

ACWA JPIA Employee Connection Survey During COVID - 19

May 2020







1. Overall, how are you doing? Please list three words to describe how you are feeling now:



A word cloud of various emotions and states of mind. The words are arranged in a roughly circular pattern, with some words being significantly larger than others. The colors of the words vary, including shades of blue, green, yellow, purple, and red. The most prominent words are 'anxious' in large blue letters and 'grateful' in large green letters. Other visible words include 'calm', 'worried', 'lonely', 'thankful', 'bored', 'good', 'happy', 'relaxed', 'productive', 'cautious', 'busy', 'content', 'great', 'fine', 'concerned', 'lucky', 'frustrated', 'safe', 'hopeful', 'disconnected', and 'optimistic'.

isolated thankful lonely
cautious busy content worried
productive good happy relaxed
great bored good calm healthy
fine concerned
anxious
lucky frustrated
safe hopeful grateful
disconnected optimistic







2.Recent communications from my organization's leaders have been helpful to me.

Value		Percent	Count
Strongly Disagree		2%	1
Disagree		12%	5
Neither Agree nor Disagree		7%	3
Agree		35%	15
Strongly Agree		44%	19
Don't Know or Prefer Not to Say		0%	0
Totals			43

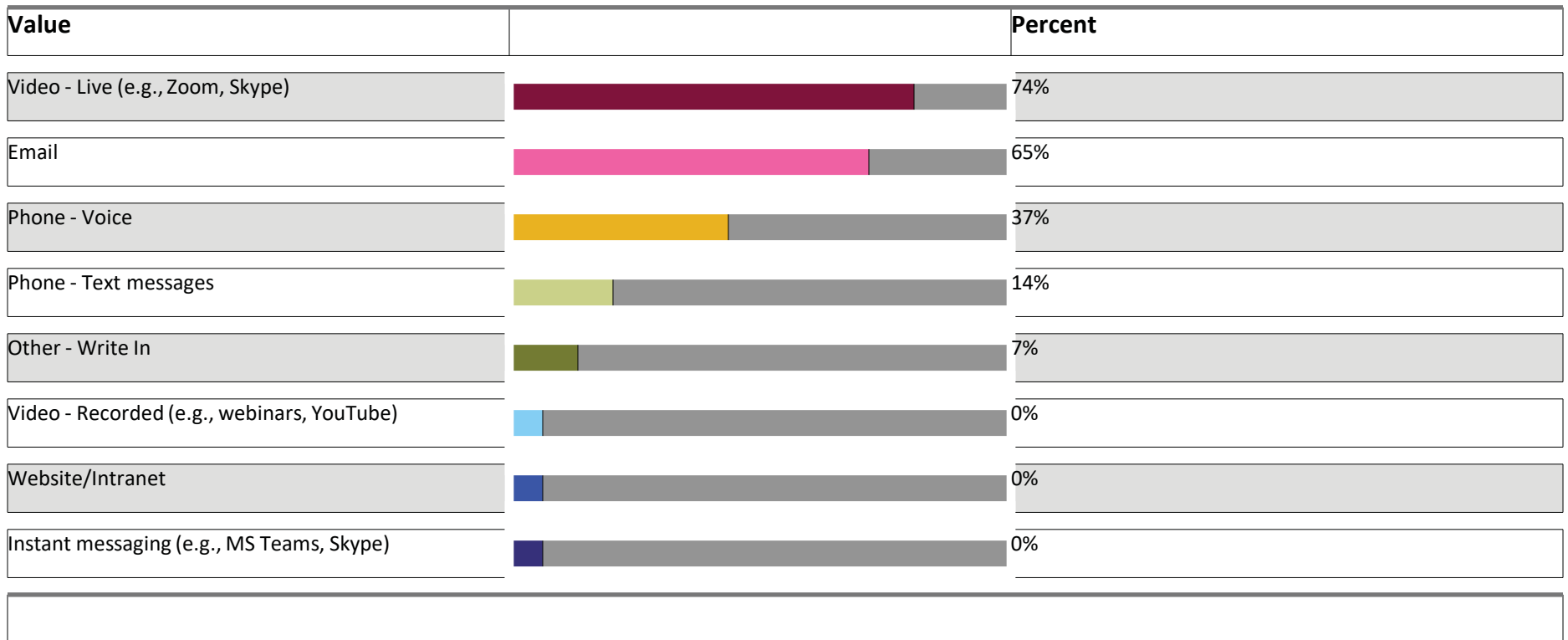
3.Recent communications from my manager or supervisor have been helpful to me.

Value		Percent	Count
Strongly Disagree		5%	2
Disagree		5%	2
Neither Agree nor Disagree		14%	6
Agree		33%	14
Strongly Agree		44%	19
Don't Know or Prefer Not to Say		0%	0
Totals			43







4.Recent communications from my team (my peers) have been helpful to me.

Value		Percent	Count
Strongly Disagree		0%	0
Disagree		7%	3
Neither Agree nor Disagree		9%	4
Agree		42%	18
Strongly Agree		40%	17
Don't Know or Prefer Not to Say		2%	1
Totals			43







5.What communication approaches you have found to be most useful during this time? Please select TWO.



6. My organization has done a good job adapting to the work changes that have been necessary in the last month.

Value		Percent	Count
Strongly Disagree		0%	0
Disagree		0%	0
Neither Agree nor Disagree		5%	2
Agree		23%	10
Strongly Agree		72%	31
Don't Know or Prefer Not to Say		0%	0
Totals			43




7.I understand the health resources and benefits available to me now.

Value		Percent	Count
Strongly Disagree		0%	0
Disagree		0%	0
Neither Agree nor Disagree		7%	3
Agree		44%	19
Strongly Agree		49%	21
Don't Know or Prefer Not to Say		0%	0
Totals			43

8.I understand my organization's COVID-19 pandemic policies or guidelines (e.g., flexible working arrangements, travel, quarantine).

Value		Percent	Count
Strongly Disagree		5%	2
Disagree		0%	0
Neither Agree nor Disagree		16%	7
Agree		49%	21
Strongly Agree		30%	13
Don't Know or Prefer Not to Say		0%	0
Totals			43

9. Which option BEST describes your current work situation?

Value		Percent	Count
I am going to my normal worksite/location at least once in a while (i.e., I am an essential worker)		33%	14
I am only working from home now		67%	29
I am not currently working (e.g., on leave or furloughed)		0%	0
Totals			43

ACWA JPIA
Infectious Disease Return to Work Policy
June 1, 2020

BACKGROUND

On March 16, 2020, due to the COVID-19 outbreak, all staff were sent home from the JPIA office to shelter in place as dictated by the Governor. Government agencies have now begun to loosen the restrictions on returning to the office.

CURRENT SITUATION

As of May 8, 2020, the Governor's office, California Department of Public Health and Placer County have allowed employees to return to the workplace with some requirements to prevent further infection of COVID-19. Before returning staff to the office, JPIA has developed a policy that will guide the employees' and employer's actions to ensure a safe return to work. See policy on following pages.

RECOMMENDATION

That the Executive Committee approve the Infections Disease Return to Work Policy as presented.



Infectious Disease Return to Work Policy

I. OVERVIEW

The coronavirus disease 2019 (“COVID-19”) is a respiratory disease that is spread from person to person, and can cause mild to severe illness. It is the goal of ACWA JPIA to take steps to reduce the spread of COVID-19 in the workplace and protect the wellness of our employees, especially our most vulnerable employee population. JPIA is committed to having all employees return to work *gradually*, in an *efficient* and *safe* manner following the closure of our workplace due to COVID-19. Further, JPIA is committed to treating all employees, applicants, contractors, visitors, and other third parties openly and honestly.

With this in mind, as employees return to the workplace following COVID-19 related closures, they will notice changes in the way the workplace looks as well as new protocols and requirements for all employees. We understand that these changes may create questions and be challenging, but JPIA’s goal is to ensure the safety and security of our workplace and our employees as we navigate what the workplace will look like following the COVID-19 pandemic.

JPIA is following the guidelines set up by California Department of Public Health, CalOSHA, and County of Placer for returning staff to office workspaces. Many aspects of this policy are based on their recommendations.

This policy represents the JPIA’s intention to inform all individuals of the risk of exposure to COVID-19, and sets forth the protocols and requirements the JPIA will enforce to protect employees and reduce the risk of spreading COVID-19 in the workplace.

Any questions regarding the information contained in this policy should be addressed to Andy Sells, CEO or Patricia Slaven, Director of Human Resources and Administration.

II. INDIVIDUALS COVERED BY THIS POLICY

This policy applies to all employees, applicants, contractors, visitors, and other third parties in connection with the JPIA’s workplace.

III. JPIA COMMITMENT

Additionally, the JPIA will take actions to attempt to maintain a healthy work environment. Such actions include, but are not limited to, routinely cleaning and disinfecting throughout the day of all frequently touched surfaces in the workplace; nightly disinfecting by janitorial staff; discouraging employees from using other employee’s phones, desks, offices, or other tools and equipment when possible; provide cleaning supplies for individuals to wipe down desks and cubicles, and other equipment after use; ensuring office configuration allows barriers between cubicles; reconfiguring break rooms to allow 6 foot distancing; limit number of individuals in one room at the same time.

- JPIA may send employees home, as the California Department of Public Health suggests, if they exhibit symptoms of COVID-19 while in the workplace.

IV. EMPLOYEE RESPONSIBILITIES

Each employee has a responsibility to prevent the spread of COVID-19. This includes adhering to the recommendations issued by the CDC for reducing the spread of COVID-19. Additionally, this policy requires the following actions be taken to reduce the spread of COVID-19 in the workplace:

- Individuals should stay home if not feeling well, no matter how minor the symptoms.
- Individuals are required to stay home if they have or suspect they have COVID-19.
- If an individual becomes ill due to COVID-19, they must immediately notify the JPIA (section IV below) and should return to the JPIA's workplace only after being released by a medical professional, and under the following circumstances:
 - As least 3 days (72 hours) have passed since the individual last had a fever without the use of fever-reducing medication; and
 - The individual no longer has respiratory symptoms (e.g., cough, shortness of breath); and
 - At least 7 days have passed since symptoms first appeared.
- If an individual is sent home due to symptoms of COVID-19, they can return to the JPIA's workplace only under the following circumstances:
 - As least 3 days (72 hours) have passed since the individual last had a fever without the use of fever-reducing medication; and
 - The individual no longer has respiratory symptoms (e.g., cough, shortness of breath); and
 - At least 7 days have passed since symptoms first appeared.
- Individuals must immediately notify the JPIA, even if they are well, if they have a close family member or friend, or someone who lives in their household, who has COVID-19. The JPIA may take action to limit the individual's potential for spreading COVID-19 depending on the relevant circumstances. Employees should monitor their health on a daily basis to ensure they remain free of COVID-19.
- Employees are required to practice proper hygiene in the workplace including regular hand washing with soap and water or, if water is not available, using alcohol-based disposable hand wipes or sanitizers, by covering their mouth and nose when coughing or sneezing, immediately washing or sanitizing hands, and avoiding touching their eyes, nose, or mouth.
- Employees should practice social distancing, and stay at least 6 feet apart from each other, when moving through the workplace.
- Employees are required to wipe down all equipment after use including copy machines, fax machines, coffee makers, microwaves, ice maker, refrigerators, etc.
- Staff are encouraged to eat lunch at their desk, and pack meals in insulated bags with ice to avoid use of refrigerators.

- Employees should call, e-mail, message, or video conference as much as possible rather than meet face-to-face.

Further, employees must adhere to the JPIA's return to work requirements as described further below.

V. RETURN TO WORK

It is the JPIA's desire for all employees to return to work following a workplace closure due to COVID-19. However, the JPIA also desires to protect the health and safety of our employees and others in the workplace. Further, the JPIA complies with the Americans with Disabilities Act (ADA), as amended by the ADA Amendments Act, and all applicable state and local fair employment practices laws, and is committed to providing a work environment that is inclusive and provides equal employment opportunities to all qualified individuals, including those with limiting conditions or disabilities.

With these principles in mind, the JPIA is setting forth the following return to work requirements for COVID-19-related purposes:

- Upon the re-opening of the workplace following a COVID-19-related closure, all employees will be required to self-screen before being permitted to return to the workplace. Self-screening includes temperature taking and reviewing possible symptoms of COVID before coming to work. JPIA reserves the right to conduct additional screening if necessary, including such screening as temperature testing and asking questions about potential symptoms. These testing/screening procedures will be in place as long as deemed necessary by the JPIA.
- All returning staff will have to complete TargetSolutions training modules on the following topics:
 - Coronavirus 101 - What You Need to Know
 - Coronavirus 105 - Cleaning and Disinfecting your Workplace

VI. JPIA NOTIFYING STAFF

Where the JPIA receives information about an employee who is positive for COVID-19, the JPIA will take appropriate action to trace that employee's contact with other employees, including requesting information from the employee about recent contacts. The JPIA may notify other employees who had contact with the COVID-19 positive employee, but will not disclose the identity of the infected employee as part of this contact tracing process.

VII. DISCRIMINATION AND RETALIATION PROHIBITED

The JPIA strictly prohibits and will not tolerate any retaliation or discrimination against any individual based on the individual having COVID-19 or reporting potential exposure to COVID-19. However, the JPIA reserves the right to exclude a person with COVID-19 from the workplace if the JPIA finds that, based on relevant factors, such a restriction is necessary for the welfare of the individual with COVID-19 and/or the welfare of others within the workplace.

Any individual who believes that he or she has been wrongfully retaliated against or discriminated against for having COVID-19, reporting a potential exposure to COVID-19, exercising any rights under this policy, or for any other reason must immediately notify Human Resources.

VIII. CONFIDENTIALITY

COVID-19-related diagnosis information, responses to questions about potential symptoms before returning to work, information regarding an employee's body temperature, or other medical information reported to the JPIA is treated as confidential information. The JPIA is committed to complying with all applicable federal, state, and local laws that protect the privacy of persons who have undergone screening for, have been diagnosed with, or have been exposed to COVID-19. Every effort will be made to ensure procedurally sufficient safeguards are in place to maintain the privacy of individuals who have or have been exposed to COVID-19.

DRAFT



WORKERS' COMPENSATION PROGRAM COMMITTEE MEETING

AGENDA

JPIA Executive Conference Room
2100 Professional Drive, Roseville, CA 95661
(800) 231-5742 - WWW.ACWAJPIA.COM

Thursday - May 28, 2020 – 10:00 a.m.

Zoom meeting information: 661-516-2566; Password: 1234

This meeting shall consist of a simultaneous Zoom teleconference call at the ACWA JPIA, 2100 Professional Drive, Roseville, CA 95661 and remote sites.

WELCOME

CALL TO ORDER AND ANNOUNCEMENT OF QUORUM

ANNOUNCEMENT RECORDING OF MEETING This meeting may be recorded to assist in preparation of minutes. Recordings will only be kept 30 days following the meeting, as mandated by the California Brown Act.

PUBLIC COMMENT Members of the public will be allowed to address the Workers' Compensation Program Committee on any agenda item prior to the Committee's decision on the item. They will also be allowed to comment on any issues that they wish which may or may not be on the agenda. If anyone present wishes to be heard, please let the Chairman know.

INTRODUCTIONS

ADDITIONS TO OR DELETIONS FROM THE AGENDA

Presenter

Page#

I. CONSENT AGENDA

Drake * A. Approve the minutes of the meeting of May 6, 2019.

Drake B. Report on meetings attended on behalf of the JPIA.

II. LOSS REPORTS

Sells * A. Review Claims Data.

Presenter

Page#

III. MEMBERSHIP

Thesing * A. Membership Report.

IV. NEW BUSINESS

Thesing * A. Review and make recommendation on the 2020-2021 Memorandum of Workers' Compensation Coverage.

Thesing * B. Review and make recommendation on Workers' Compensation Excess Insurance Renewal.

deBernardi * C. Review and make recommendation on July 1, 2020 Renewal Pricing.

Tucker * D. Governor Newsom's Executive Order N-62-60.

Tucker * E. Accident Investigation process.

Sells * F. CEO update.

V. UPCOMING MEETING

Drake * A. There are no additional meetings scheduled for the remainder of the year.

ADJOURN

*Related items enclosed.

Americans with Disabilities Act – The JPIA conforms to the protections and prohibitions contained in Section 202 of the Americans with Disabilities Act of 1990 and the Federal Rules and Regulations adopted in implementation thereof. A request for disability-related modification or accommodation, in order to participate in a public meeting of the JPIA, shall be made to: Bobbette Wells, Executive Assistant to the CEO, ACWA JPIA, PO Box 619082, Roseville, CA 95661-9082; telephone (916) 786-5742. The JPIA's normal business hours are Monday – Friday, 7:30 a.m. to 4:30 p.m. (Government Code Section 54954.2, subdivision. (a)(1).)

Written materials relating to an item on this Agenda that are distributed to the JPIA's Workers' Compensation Program Committee within 72 hours before it is to consider the item at its regularly scheduled meeting will be made available for public inspection at ACWA JPIA, 2100 Professional Drive, Roseville, CA 95661-3700; telephone (916) 786-5742. The JPIA's normal business hours are Monday – Friday, 7:30 a.m. to 4:30 p.m.

ACWA JPIA
Dam Failure Liability Program
June 1, 2020

BACKGROUND

The Dam Failure Liability Program (DFLP) first became operational in 1979 along with the Auto and General Liability Program (Liability Program). The program is a pass-through program, which means costs of the program are passed through to the participating members, plus a small administration fee. There are currently 15 members participating in the program.

CURRENT SITUATION

The carriers providing coverage for the DFLP are the same carriers used in the Liability Program. The carriers are expected to provide coverage. Over the years, as the JPIA has marketed the Liability Program there has been some resistance to provide the DFLP coverage. Staff has worked with our brokers to explore other carriers and markets to retain separate coverage for the DFLP. The information indicates there is no other coverage available at a reasonable price. Over the years, the limits have been reduced to the point that only two of the 25 dams covered have more than \$5 million in limits. More recently, the self-insured retention went from \$50 thousand to \$1 million.

The JPIA is currently reviewing options for the Liability Program renewal for the 2020-21 policy year that begins October 1, 2020. Using CWIF as an option in the renewal tower may limit our ability to maintain DFLP coverages in their current form.

Staff recommends that the current members of the DFLP be contacted to gauge the level of interest in participating in the Program given that limits may be capped at \$5 million and the member's self-insured retention would be \$1 million. Pricing would be subject to current market conditions.

RECOMMENDATION

Staff is looking for direction from the Executive Committee.

DAM FAILURE LIABILITY PROGRAM

MEMBER	DAM	CAPACITY ACRE FEET	2019			
			LIMITS	XS SIR	MEMBER SIR	PREMIUM
Central California ID	Mendota Diversion Dam	3000	\$ 5,000,000	\$1,000,000	\$ 50,000	\$ 16,889
El Dorado Irrigation District	Aloha Lake (Medley)	5350	\$ 5,000,000	\$1,000,000	\$ 50,000	\$ 22,518
	Caples Lake	21580	\$ 5,000,000	\$1,000,000	\$ 50,000	\$ 28,148
	Echo Lake	1900	\$ 5,000,000	\$1,000,000	\$ 50,000	\$ 11,259
	El Dorado Forebay	472	\$ 5,000,000	\$1,000,000	\$ 50,000	\$ 2,815
	El Dorado Hills	200	\$ 5,000,000	\$1,000,000	\$ 50,000	\$ 2,815
	Silver Lake	3840	\$ 5,000,000	\$1,000,000	\$ 50,000	\$ 16,889
	Sly Park	44300	\$ 5,000,000	\$1,000,000	\$ 50,000	\$ 28,148
	Weber	1100	\$ 5,000,000	\$1,000,000	\$ 50,000	\$ 11,259
El Toro WD	El Toro Reservoir No. 1041	877	\$10,000,000	\$1,000,000	\$ 50,000	\$ 22,542
	Rossmoor Dam #1	43	\$ 5,000,000	\$1,000,000	\$ 50,000	\$ 1,407
Elsinore Valley MWD	Railroad Canyon Dam	12000	\$ 5,000,000	\$1,000,000	\$ 50,000	\$ 28,148
	Lee Lake	1100	\$ 5,000,000	\$1,000,000	\$ 50,000	\$ 11,259
Fallbrook PUD	Red Mountain Dam	1350	\$ 5,000,000	\$1,000,000	\$ 50,000	\$ 11,259
Kern-Tulare Water District	Big Four Ranch Dam No. 737	330	\$ 5,000,000	\$1,000,000	\$ 50,000	\$ 2,815
Merced Irrigation District	New Exchequer Dam	103200	N/A	N/A	N/A	N/A
	McSwain Dam	9730	N/A	N/A	N/A	N/A
	Yosemite Dam	8101	N/A	N/A	N/A	N/A
	Crocker Diversion	300	N/A	N/A	N/A	N/A
Pebble Beach CSD	Forest Lake Dam & Reservoir	325	\$10,000,000	\$1,000,000	\$ 50,000	\$ 8,722
Sierra Lakes CWD	Ice Lakes	220	\$ 5,000,000	\$1,000,000	\$ 50,000	\$ 2,815
South Coast WD	Roy Bradt Dam (Palisades Dam & Reservoir)	147	\$ 5,000,000	\$1,000,000	\$ 50,000	\$ 2,815
South Tahoe	Harvey Place	3700	\$ 5,000,000	\$1,000,000	\$ 50,000	\$ 16,889
	Indian Creek	3160	\$ 5,000,000	\$1,000,000	\$ 50,000	\$ 16,889
Sweetwater Authority	Sweetwater Dam	27700	\$ 5,000,000	\$1,000,000	\$ 50,000	\$ 28,148
Tehachapi-Cummings CWD	Antelope Dam	764	\$ 5,000,000	\$1,000,000	\$ 50,000	\$ 7,037
	J.C. Jacobsen Dam (Brite Valley)	1820	\$ 5,000,000	\$1,000,000	\$ 50,000	\$ 11,259
	Blackburn	625	\$ 5,000,000	\$1,000,000	\$ 50,000	\$ 7,037
Trabuco Canyon WD	Trabuco Dam No. 2030-2	138	\$ 5,000,000	\$1,000,000	\$ 50,000	\$ 2,815
Vista ID	Henshaw Dam	50000	\$ 5,000,000	\$1,000,000	\$ 50,000	\$ 32,370
Yuba CWA	New Bullards Bar	969600	\$ 5,000,000	\$1,000,000	\$ 50,000	\$ 34,006
	Our House	285	\$ 5,000,000	\$1,000,000	\$ 50,000	\$ 2,815
	Log Cabin	89	\$ 5,000,000	\$1,000,000	\$ 50,000	\$ 1,405
	Lake Francis	1905	\$ 5,000,000	\$1,000,000	\$ 50,000	\$ 11,259

ACWA JPIA
Significant Claims
June 1, 2020

BACKGROUND

The Executive Committee has requested to be kept abreast of settlements on those claims that had been previously presented for authority. The following cases have been settled since this Committee's last meeting.

CURRENT SITUATION

Polk/Ingram vs. Rancho California Water District

This claim involved a main line that broke and sent water and debris into the air and onto the home/property. The water and debris damaged the home and its contents. The family had to be relocated to a rental home while repairs were completed. The claim was resolved for a total of \$220,589.89.

Laubham vs. South Coast Water District

This claim involved a sewage backup into a home due to blockage in the main line. This is a vacation home and was unoccupied. The claim was resolved for a total of \$263,903.51.

City of Santa Clarita vs. Santa Clarita Valley Water Agency (DOL 1/16/2020)

This claim occurred when the agency's 14" PVC water line broke and damaged the asphalt roadway and sidewalk. The claim was resolved for a total of \$239,393.37.

City of Glendale vs. Crescenta Valley Water District

This claim involved a break of the 8" water line that caused significant damage to the city's newly paved roadway. The claim was resolved for a total of \$392,633.40.

RECOMMENDATION

None, informational only.

ACWA JPIA
CEO Update
June 1, 2020

BACKGROUND

This is a standing item on Executive Committee agendas.

CURRENT SITUATION

The JPIA's Chief Executive Officer, Andy Sells, will update the Executive Committee on relevant current issues, progress on the current Goals & Objectives, and potential future opportunities and challenges.

- JPIA update
- Department updates

RECOMMENDATION

None, informational only.

JPIA MEETING & CONFERENCE CALENDAR – 2020

MEETING DATES	BOARD OF DIRECTORS	EXECUTIVE	PERSONNEL	FINANCE & AUDIT	PROGRAMS				RISK MGMT
					Emp. Benefits	Liability	Property	Work Comp	
JAN 15			11:00 AM ONTARIO						
JAN 22		8:30 AM							
APRIL 10		10:00 AM ZOOM							
MAY 1		10:00 AM ZOOM							
MAY 14				10:00 AM ZOOM					
MAY 15		10:00 AM ZOOM							
MAY 28								10:00 AM ZOOM	
JUN 1		2:00 PM ZOOM							
JUN 11							10:00 AM ZOOM		
JUN 12		10:00 AM ZOOM							
JUL 22		1:00 PM			9:00 AM				
JUL 27	1:30 PM	10:15 AM							
AUG 24				1:00 PM		3:00 PM			
AUG 25		8:30 AM							
OCT 7			11:00 AM ONTARIO						
OCT 22		8:30 AM							
Nov 30	1:30 PM	10:15 AM							

**DATES AND TIMES SUBJECT TO CHANGE

from 05/01/2020
to 05/15/2020

ACWA Joint Powers Insurance Authority

Sorted By Check

Claims Payment Report

<u>Check Date</u>	<u>Check Number</u>	<u>District Name</u>	<u>Claim Date</u>	<u>Transaction Type</u>	<u>Amount</u>
05/05/2020	219354	Montecito Water District	01/09/2018	Expert	1,801.50
05/05/2020	219355	Purissima Hills Water District	08/26/2018	Liability - Property Damage	40,000.00
05/05/2020	219356	Semitropic Water Storage District	05/19/2014	Defense Attorney	2,437.00
05/05/2020	219357	Semitropic Water Storage District	05/19/2014	Expense General	190.00
05/05/2020	219358	South Feather Water and Power Agency	02/10/2017	Defense Attorney	228.00
05/05/2020	219359	Carmichael Water District	01/10/2017	Defense Attorney	418.00
05/05/2020	219360	Tulare Irrigation District	01/03/2017	Defense Attorney	152.00
05/05/2020	219361	Madera Irrigation District	11/22/2017	Defense Attorney	323.00
05/05/2020	219362	Solano Irrigation District	04/01/2019	Defense Attorney	589.00
05/05/2020	219363	Solano Irrigation District	02/13/2019	Defense Attorney	3,405.00
05/05/2020	219364	Solano Irrigation District	02/13/2019	Expense General	240.00
05/05/2020	219365	Sacramento Suburban Water District	09/29/2017	Defense Attorney	57.00
05/05/2020	219366	Sutter Extension Water District	09/01/2019	Defense Attorney	456.00
05/05/2020	219367	South Feather Water and Power Agency	02/04/2019	Defense Attorney	285.00
05/05/2020	219368	South Feather Water and Power Agency	02/04/2019	Expense General	173.65
05/05/2020	219369	El Dorado Irrigation District	07/16/2019	Defense Attorney	2,565.00
05/05/2020	219370	Sacramento Suburban Water District	12/19/2019	Defense Attorney	396.00
05/05/2020	219371	Valley of the Moon Water District	03/19/2020	Property - District Property	1,062.53
05/05/2020	219372	Kings County Water District	02/19/2020	Property - District Property	3,615.58
05/05/2020	219373	Sweetwater Authority	03/01/2020	Property - District Property	6,306.43
05/05/2020	219374	Santa Clarita Valley Water Agency	05/01/2018	Expense General	1,634.50
05/05/2020	219375	South Coast Water District	08/23/2019	Liability - Property Damage	120,908.28
05/05/2020	219376	Western Municipal Water District	08/21/2017	Expense General	7.02
05/05/2020	219377	Western Municipal Water District	08/21/2017	Defense Attorney	117.00
05/05/2020	219378	Montecito Water District	01/09/2018	Defense Attorney	59,555.50
05/05/2020	219379	Montecito Water District	01/09/2018	Expense General	3,573.33
05/05/2020	219380	Marina Coast Water District	04/20/2020	Liability - Property Damage	2,000.00
05/05/2020	219381	Monte Vista Water District	02/04/2020	Liability - Property Damage	9,910.37
05/05/2020	219382	Chino Basin Water Conservation District	01/24/2019	Defense Attorney	140.00
05/05/2020	219383	Laguna Beach County Water District	04/06/2018	Defense Attorney	100.00
05/05/2020	219384	Foothill Municipal Water District	04/21/2019	Defense Attorney	1,580.00
05/05/2020	219385	Foothill Municipal Water District	04/21/2019	Expense General	17.44
05/05/2020	219386	Palo Verde Irrigation District	03/13/2019	Expense General	363.50
05/05/2020	219387	Palo Verde Irrigation District	03/13/2019	Defense Attorney	7,140.00
05/05/2020	219388	West Valley Water District	10/02/2017	Expense General	1.45
05/05/2020	219389	West Valley Water District	10/02/2017	Defense Attorney	760.00
05/05/2020	219390	Moulton Niguel Water District	03/01/2017	Defense Attorney	780.00
05/05/2020	219391	Moulton Niguel Water District	03/01/2017	Expert	240.00
05/05/2020	219392	Palo Verde Irrigation District	06/03/2018	Defense Attorney	5,080.00
05/05/2020	219393	Palo Verde Irrigation District	06/03/2018	Expense General	141.59
05/05/2020	219394	Moulton Niguel Water District	11/15/2017	Defense Attorney	500.00
05/05/2020	219395	Moulton Niguel Water District	11/15/2017	Expense General	2.95
05/05/2020	219396	Moulton Niguel Water District	03/01/2017	Expense General	0.30

from 05/01/2020
to 05/15/2020

ACWA Joint Powers Insurance Authority

Sorted By Check

Claims Payment Report

<u>Check Date</u>	<u>Check Number</u>	<u>District Name</u>	<u>Claim Date</u>	<u>Transaction Type</u>	<u>Amount</u>
05/05/2020	219397	Mid-Peninsula Water District	11/01/2018	Adjuster	582.92
05/05/2020	219398	Reclamation District #2068	07/24/2017	Physical therapy	102.60
05/05/2020	219399	Water Employee Services Authority	12/10/2018	Photocopy	180.00
05/05/2020	219400	Water Employee Services Authority	12/10/2018	Photocopy	30.00
05/05/2020	219401	Elsinore Valley Municipal Water District	05/05/2014	Laboratory fee	77.69
05/05/2020	219402	South Tahoe Public Utility District	04/09/2020	Medical, general	399.89
05/05/2020	219403	South Tahoe Public Utility District	04/09/2020	Hospital (Inpatient)	729.45
05/05/2020	219404	Laguna Beach County Water District	10/29/2019	Medical, general	787.26
05/05/2020	219405	Laguna Beach County Water District	10/29/2019	Medical, general	107.07
05/05/2020	219406	Berrenda Mesa Water District	12/18/2017	PPD	580.00
05/05/2020	219407	Glenn-Colusa Irrigation District	01/10/2020	Physical therapy	105.25
05/05/2020	219408	Mission Springs Water District	08/21/2011	PPD	460.00
05/05/2020	219409	Solano Irrigation District	04/21/2020	TTD	1,446.20
05/05/2020	219410	Crescenta Valley Water District	09/25/2019	TTD	2,234.66
05/05/2020	219411	Mariana Ranchos County Water District	09/10/2019	Mileage	160.08
05/05/2020	219412	Montecito Water District	08/20/2019	Physical therapy	132.09
05/05/2020	219413	Stockton-East Water District	02/28/2004	Testing/Supplies	150.33
05/05/2020	219414	Palmdale Water District	06/04/2019	Mileage	79.00
05/05/2020	219415	Santa Clarita Valley Water Agency	10/13/2015	Photocopy	257.39
05/05/2020	219416	Palmdale Water District	07/24/2002	Photocopy	82.84
05/05/2020	219417	Calaveras County Water District	07/12/2018	PPD	580.00
05/05/2020	219418	South Coast Water District	11/07/2019	Physical therapy	151.52
05/05/2020	219419	Laguna Beach County Water District	01/09/2020	Testing/Supplies	72.00
05/05/2020	219420	Reclamation District #108	06/01/2004	Pharmacy	438.13
05/05/2020	219421	Elsinore Valley Municipal Water District	05/05/2014	Pharmacy	58.88
05/05/2020	219422	Trabuco Canyon Water District	02/06/2014	Pharmacy	47.72
05/05/2020	219423	Scotts Valley Water District	07/10/2003	Pharmacy	61.76
05/05/2020	219424	Bard Water District	08/20/2012	Pharmacy	414.19
05/05/2020	219425	San Juan Water District	08/28/2003	Pharmacy	24.15
05/05/2020	219426	San Juan Water District	01/26/2016	Pharmacy	8.05
05/05/2020	219427	Kaweah Delta Water Conservation District	10/07/2014	Pharmacy	30.56
05/05/2020	219428	Carmichael Water District	12/12/2019	Pharmacy	6.53
05/05/2020	219429	Wheeler Ridge-Maricopa Water Storage D	02/20/2020	Pharmacy	1,878.27
05/05/2020	219430	San Juan Water District	10/12/2016	Medical, general	109.64
05/05/2020	219431	Solano Irrigation District	07/15/2014	Medical, general	111.16
05/05/2020	219432	Truckee Donner Public Utility District	04/06/2020	Testing/Supplies	13.11
05/05/2020	219433	Truckee Donner Public Utility District	04/06/2020	Testing/Supplies	15.32
05/05/2020	219434	Palmdale Water District	06/04/2019	Photocopy	180.10
05/05/2020	219435	Orange County Water District	03/13/2020	Medical, general	112.94
05/05/2020	219436	Glenn-Colusa Irrigation District	05/08/2019	Medical, general	559.40
05/05/2020	219437	Glenn-Colusa Irrigation District	05/08/2019	Medical, general	111.16
05/05/2020	219438	Helix Water District	01/06/2020	Medical, general	321.80
05/05/2020	219439	Helix Water District	10/21/2019	Medical, general	48.06
05/05/2020	219440	Sweetwater Authority	02/28/2020	Medical, general	80.01

from 05/01/2020
to 05/15/2020

ACWA Joint Powers Insurance Authority

Sorted By Check

Claims Payment Report

<u>Check Date</u>	<u>Check Number</u>	<u>District Name</u>	<u>Claim Date</u>	<u>Transaction Type</u>	<u>Amount</u>
05/05/2020	219441	Yuba County Water Agency	05/08/2017	PPD	580.00
05/05/2020	219442	Tulare Irrigation District	03/14/2018	Other VR expense	500.00
05/05/2020	219443	Moulton Niguel Water District	03/03/2020	Medical, general	88.13
05/05/2020	219444	San Juan Water District	08/28/2003	Medical, general	111.16
05/05/2020	219445	Yorba Linda Water District	04/08/2020	Medical, general	100.24
05/05/2020	219446	Valley Center Municipal Water District	09/12/2018	Medical, general	124.77
05/05/2020	219447	Solano Irrigation District	03/06/2020	Medical, general	161.78
05/05/2020	219448	Rowland Water District	05/06/2019	Anesthesiologist	182.32
05/05/2020	219449	Humboldt Bay Municipal Water District	07/25/2019	Hospital (Inpatient)	21,630.89
05/05/2020	219450	Humboldt Bay Municipal Water District	07/25/2019	Medical, general	12.37
05/07/2020	219451	Montecito Water District	12/10/2017	Property - District Property	414,394.90
05/07/2020	219452	Rancho California Water District	07/26/2018	Defense Attorney	290.50
05/07/2020	219453	Joshua Basin Water District	04/27/2020	Appraiser	279.00
05/07/2020	219454	East Orange County Water District	07/02/2019	Adjuster	4,170.12
05/07/2020	219455	Glenn-Colusa Irrigation District	05/08/2019	Physical therapy	93.74
05/07/2020	219456	Helix Water District	01/05/2020	Physical therapy	123.73
05/07/2020	219457	Carpinteria Valley Water District	03/19/2018	Medical, general	111.16
05/07/2020	219458	Carpinteria Valley Water District	03/19/2018	Medical, general	129.82
05/07/2020	219459	South Tahoe Public Utility District	06/25/2019	Medical, general	40.18
05/07/2020	219460	Angiola Water District	04/04/2020	Testing/Supplies	63.27
05/07/2020	219461	Sweetwater Authority	02/28/2020	TTD	2,598.86
05/07/2020	219462	South Tahoe Public Utility District	04/09/2020	Medical, general	46.39
05/07/2020	219463	Angiola Water District	04/04/2020	Medical, general	168.69
05/07/2020	219464	Berrenda Mesa Water District	04/01/2020	Medical, general	86.65
05/07/2020	219465	Yorba Linda Water District	09/09/2019	TTD	2,345.82
05/07/2020	219466	Laguna Beach County Water District	01/09/2020	Medical, general	320.54
05/07/2020	219467	Laguna Beach County Water District	01/09/2020	Medical, general	293.99
05/07/2020	219468	Angiola Water District	04/04/2020	Bill Review Fee	8.50
05/07/2020	219468	Angiola Water District	04/04/2020	Bill Review Fee	1.79
05/07/2020	219468	Angiola Water District	04/04/2020	Bill Review Fee	8.50
05/07/2020	219468	Angiola Water District	04/04/2020	Bill Review Fee	8.60
05/07/2020	219468	Solano Irrigation District	02/20/2020	Bill Review Fee	8.50
05/07/2020	219468	Laguna Beach County Water District	01/09/2020	Bill Review Fee	8.50
05/07/2020	219468	Laguna Beach County Water District	01/09/2020	Bill Review Fee	8.50
05/07/2020	219468	Las Virgenes Municipal Water District	02/01/2013	Bill Review Fee	8.50
05/07/2020	219468	Yorba Linda Water District	09/09/2019	Bill Review Fee	8.50
05/07/2020	219468	Yorba Linda Water District	09/09/2019	Bill Review Fee	4.66
05/07/2020	219468	Desert Water Agency	01/15/2020	Bill Review Fee	8.50
05/07/2020	219468	Desert Water Agency	01/15/2020	Bill Review Fee	1.44
05/07/2020	219468	Carpinteria Valley Water District	03/19/2018	Bill Review Fee	8.50
05/07/2020	219468	Carpinteria Valley Water District	03/19/2018	Bill Review Fee	13.68
05/07/2020	219468	Carpinteria Valley Water District	03/19/2018	Bill Review Fee	8.50
05/07/2020	219468	Carpinteria Valley Water District	03/19/2018	Bill Review Fee	18.78
05/07/2020	219468	Carpinteria Valley Water District	03/19/2018	Bill Review Fee	8.50

from 05/01/2020
to 05/15/2020

ACWA Joint Powers Insurance Authority

Sorted By Check

Claims Payment Report

<u>Check Date</u>	<u>Check Number</u>	<u>District Name</u>	<u>Claim Date</u>	<u>Transaction Type</u>	<u>Amount</u>
05/07/2020	219468	Carpinteria Valley Water District	03/19/2018	Bill Review Fee	5.54
05/07/2020	219468	Carpinteria Valley Water District	03/19/2018	Bill Review Fee	8.50
05/07/2020	219468	Carpinteria Valley Water District	03/19/2018	Bill Review Fee	7.94
05/07/2020	219468	Montecito Water District	08/20/2019	Bill Review Fee	5.83
05/07/2020	219468	Montecito Water District	08/20/2019	Bill Review Fee	8.50
05/07/2020	219468	Montecito Water District	08/20/2019	Bill Review Fee	8.50
05/07/2020	219468	Montecito Water District	08/20/2019	Bill Review Fee	5.83
05/07/2020	219468	Glenn-Colusa Irrigation District	05/08/2019	Bill Review Fee	8.50
05/07/2020	219468	Bard Water District	08/20/2012	Bill Review Fee	8.50
05/07/2020	219468	South Feather Water and Power Agency	03/02/2020	Bill Review Fee	8.50
05/07/2020	219468	South Feather Water and Power Agency	03/02/2020	Bill Review Fee	2.96
05/07/2020	219468	Wheeler Ridge-Maricopa Water Storage D	02/20/2020	Bill Review Fee	8.50
05/07/2020	219468	Wheeler Ridge-Maricopa Water Storage D	02/20/2020	Bill Review Fee	3.25
05/07/2020	219468	Merced Irrigation District	08/22/2019	Bill Review Fee	8.50
05/07/2020	219468	South Tahoe Public Utility District	04/09/2020	Bill Review Fee	8.50
05/07/2020	219468	South Tahoe Public Utility District	04/09/2020	Bill Review Fee	14.49
05/07/2020	219468	South Tahoe Public Utility District	04/09/2020	Bill Review Fee	8.50
05/07/2020	219468	South Tahoe Public Utility District	04/09/2020	Bill Review Fee	14.83
05/07/2020	219468	Mariana Ranchos County Water District	09/10/2019	Bill Review Fee	8.50
05/07/2020	219468	Mariana Ranchos County Water District	09/10/2019	Bill Review Fee	4.50
05/07/2020	219468	Vallecitos Water District	10/22/2018	Bill Review Fee	8.50
05/07/2020	219468	Solano Irrigation District	12/10/2019	Bill Review Fee	8.50
05/07/2020	219468	Stockton-East Water District	02/28/2004	Bill Review Fee	8.50
05/07/2020	219468	Stockton-East Water District	02/28/2004	Bill Review Fee	0.93
05/07/2020	219468	Stockton-East Water District	02/28/2004	Bill Review Fee	8.50
05/07/2020	219468	Stockton-East Water District	02/28/2004	Bill Review Fee	2.53
05/07/2020	219468	Elsinore Valley Municipal Water District	05/05/2014	Bill Review Fee	4.82
05/07/2020	219468	Elsinore Valley Municipal Water District	05/05/2014	Bill Review Fee	8.50
05/07/2020	219468	Carmichael Water District	12/12/2019	Bill Review Fee	8.45
05/07/2020	219468	Carmichael Water District	12/12/2019	Bill Review Fee	8.50
05/07/2020	219468	Carmichael Water District	12/12/2019	Bill Review Fee	8.50
05/07/2020	219468	Orange County Water District	03/13/2020	Bill Review Fee	8.50
05/07/2020	219468	Orange County Water District	03/13/2020	Bill Review Fee	1.70
05/07/2020	219468	Valley of the Moon Water District	03/26/2020	Bill Review Fee	8.50
05/07/2020	219468	Valley of the Moon Water District	03/26/2020	Bill Review Fee	2.74
05/07/2020	219468	Mission Springs Water District	02/11/2020	Bill Review Fee	8.50
05/07/2020	219468	Mission Springs Water District	02/11/2020	Bill Review Fee	1.44
05/07/2020	219468	Solano Irrigation District	08/12/2019	Bill Review Fee	8.50
05/07/2020	219468	Solano Irrigation District	08/12/2019	Bill Review Fee	8.50
05/07/2020	219468	Solano Irrigation District	08/12/2019	Bill Review Fee	17.06
05/07/2020	219468	Solano Irrigation District	08/12/2019	Bill Review Fee	8.50
05/07/2020	219468	Berrenda Mesa Water District	04/01/2020	Bill Review Fee	8.50
05/07/2020	219468	Berrenda Mesa Water District	04/01/2020	Bill Review Fee	7.17
05/07/2020	219468	Berrenda Mesa Water District	04/01/2020	Bill Review Fee	8.50

from 05/01/2020
to 05/15/2020

ACWA Joint Powers Insurance Authority

Sorted By Check

Claims Payment Report

<u>Check Date</u>	<u>Check Number</u>	<u>District Name</u>	<u>Claim Date</u>	<u>Transaction Type</u>	<u>Amount</u>
05/07/2020	219468	Panoche Water District	03/20/2020	Bill Review Fee	8.50
05/07/2020	219468	Panoche Water District	03/20/2020	Bill Review Fee	5.57
05/07/2020	219468	Panoche Water District	03/20/2020	Bill Review Fee	8.50
05/07/2020	219468	Panoche Water District	03/20/2020	Bill Review Fee	2.12
05/07/2020	219468	Panoche Water District	03/20/2020	Bill Review Fee	8.50
05/07/2020	219468	Panoche Water District	03/20/2020	Bill Review Fee	2.12
05/07/2020	219468	Panoche Water District	03/20/2020	Bill Review Fee	8.50
05/07/2020	219468	Panoche Water District	03/20/2020	Bill Review Fee	6.08
05/07/2020	219468	Panoche Water District	03/20/2020	Bill Review Fee	8.50
05/07/2020	219468	Panoche Water District	03/20/2020	Bill Review Fee	2.63
05/07/2020	219468	Panoche Water District	03/20/2020	Bill Review Fee	8.50
05/07/2020	219468	Panoche Water District	03/20/2020	Bill Review Fee	2.12
05/07/2020	219468	Panoche Water District	03/20/2020	Bill Review Fee	8.50
05/07/2020	219468	Mid-Peninsula Water District	02/13/2020	Bill Review Fee	8.50
05/07/2020	219468	Mid-Peninsula Water District	02/13/2020	Bill Review Fee	3.75
05/07/2020	219468	Central Coast Water Authority	09/12/2019	Bill Review Fee	8.50
05/07/2020	219468	Central Coast Water Authority	09/12/2019	Bill Review Fee	12.67
05/07/2020	219468	Central Coast Water Authority	09/12/2019	Bill Review Fee	8.50
05/07/2020	219468	Central Coast Water Authority	09/12/2019	Bill Review Fee	8.62
05/07/2020	219468	Panoche Water District	08/17/2019	Bill Review Fee	8.50
05/07/2020	219468	Panoche Water District	08/17/2019	Bill Review Fee	6.08
05/07/2020	219468	Tulare Irrigation District	11/18/2019	Bill Review Fee	8.50
05/07/2020	219468	Tulare Irrigation District	11/18/2019	Bill Review Fee	2.59
05/07/2020	219468	Santa Fe Irrigation District	12/18/2019	Bill Review Fee	8.50
05/07/2020	219468	Santa Fe Irrigation District	12/18/2019	Bill Review Fee	3.94
05/07/2020	219468	Las Virgenes Municipal Water District	11/27/2018	Bill Review Fee	8.50
05/07/2020	219468	El Toro Water District	06/22/2015	Bill Review Fee	8.50
05/07/2020	219468	El Toro Water District	06/22/2015	Bill Review Fee	30.12
05/07/2020	219468	Sweetwater Authority	03/23/2019	Bill Review Fee	8.50
05/07/2020	219468	Sweetwater Authority	03/23/2019	Bill Review Fee	5.31
05/07/2020	219468	Valley Center Municipal Water District	01/15/2020	Bill Review Fee	8.50
05/07/2020	219468	Valley Center Municipal Water District	01/15/2020	Bill Review Fee	1.77
05/07/2020	219468	San Luis Water District	03/25/2019	Bill Review Fee	8.50
05/07/2020	219468	Helix Water District	01/05/2020	Bill Review Fee	8.50
05/07/2020	219468	Helix Water District	01/05/2020	Bill Review Fee	8.50
05/07/2020	219468	Kaweah Delta Water Conservation District	10/07/2014	Bill Review Fee	12.13
05/07/2020	219468	Kaweah Delta Water Conservation District	10/07/2014	Bill Review Fee	8.50
05/07/2020	219468	Scotts Valley Water District	11/19/2019	Bill Review Fee	8.50
05/07/2020	219468	Scotts Valley Water District	11/19/2019	Bill Review Fee	8.69
05/07/2020	219468	Sweetwater Authority	06/22/2019	Bill Review Fee	8.50
05/07/2020	219468	Moulton Niguel Water District	01/23/2019	Bill Review Fee	11.84
05/07/2020	219468	Moulton Niguel Water District	01/23/2019	Bill Review Fee	8.50
05/07/2020	219468	Moulton Niguel Water District	01/23/2019	Bill Review Fee	8.50

from 05/01/2020
to 05/15/2020

ACWA Joint Powers Insurance Authority

Sorted By Check

Claims Payment Report

<u>Check Date</u>	<u>Check Number</u>	<u>District Name</u>	<u>Claim Date</u>	<u>Transaction Type</u>	<u>Amount</u>
05/07/2020	219468	Moulton Niguel Water District	01/23/2019	Bill Review Fee	26.93
05/07/2020	219468	Moulton Niguel Water District	03/03/2020	Bill Review Fee	8.50
05/07/2020	219468	Moulton Niguel Water District	03/03/2020	Bill Review Fee	8.33
05/07/2020	219468	Calleguas Municipal Water District	04/01/2019	Bill Review Fee	8.50
05/07/2020	219468	Calleguas Municipal Water District	04/01/2019	Bill Review Fee	1.29
05/07/2020	219468	Western Municipal Water District	01/23/2020	Bill Review Fee	8.50
05/07/2020	219468	Western Municipal Water District	01/23/2020	Bill Review Fee	3.09
05/07/2020	219468	Tulare Irrigation District	10/19/2011	Bill Review Fee	5.63
05/07/2020	219468	Tulare Irrigation District	10/19/2011	Bill Review Fee	8.50
05/07/2020	219468	Tulare Irrigation District	03/14/2018	Bill Review Fee	8.50
05/07/2020	219468	Tulare Irrigation District	03/14/2018	Bill Review Fee	6.77
05/07/2020	219468	Trabuco Canyon Water District	10/22/2015	Bill Review Fee	6.39
05/07/2020	219468	Trabuco Canyon Water District	10/22/2015	Bill Review Fee	8.50
05/07/2020	219468	Glenn-Colusa Irrigation District	01/10/2020	Bill Review Fee	8.50
05/07/2020	219468	Glenn-Colusa Irrigation District	01/10/2020	Bill Review Fee	4.64
05/07/2020	219468	Glenn-Colusa Irrigation District	01/10/2020	Bill Review Fee	8.50
05/07/2020	219468	Glenn-Colusa Irrigation District	01/10/2020	Bill Review Fee	4.64
05/07/2020	219468	Glenn-Colusa Irrigation District	01/10/2020	Bill Review Fee	8.50
05/07/2020	219468	Glenn-Colusa Irrigation District	01/10/2020	Bill Review Fee	4.64
05/07/2020	219468	Walnut Valley Water District	09/26/2019	Bill Review Fee	8.50
05/07/2020	219468	Walnut Valley Water District	09/26/2019	Bill Review Fee	2.94
05/07/2020	219468	South Tahoe Public Utility District	06/25/2019	Bill Review Fee	8.50
05/07/2020	219468	South Tahoe Public Utility District	06/25/2019	Bill Review Fee	9.09
05/07/2020	219468	Valley Center Municipal Water District	09/12/2018	Bill Review Fee	8.50
05/07/2020	219468	Valley Center Municipal Water District	09/12/2018	Bill Review Fee	11.19
05/07/2020	219468	Valley Center Municipal Water District	09/12/2018	Bill Review Fee	8.50
05/07/2020	219468	Valley Center Municipal Water District	09/12/2018	Bill Review Fee	13.49
05/07/2020	219468	Valley Center Municipal Water District	09/12/2018	Bill Review Fee	8.50
05/07/2020	219468	Valley Center Municipal Water District	09/12/2018	Bill Review Fee	23.80
05/07/2020	219469	Kaweah Delta Water Conservation District	10/07/2014	Medical, general	98.27
05/07/2020	219470	Trabuco Canyon Water District	10/22/2015	Medical, general	144.78
05/07/2020	219471	Laguna Beach County Water District	10/29/2019	TTD	1,839.46
05/07/2020	219472	Sutter Extension Water District	04/19/2019	Photocopy	75.00
05/07/2020	219473	Carpinteria Valley Water District	01/24/2012	VR services/QRR	1,250.00
05/07/2020	219474	Merced Irrigation District	02/05/2019	PPD	580.00
05/07/2020	219475	Panoche Water District	03/20/2020	Medical, general	126.12
05/07/2020	219476	Panoche Water District	03/20/2020	Chiropractor	59.70
05/07/2020	219477	Panoche Water District	03/20/2020	Chiropractor	48.11
05/07/2020	219478	Panoche Water District	03/20/2020	Chiropractor	48.11
05/07/2020	219479	Montecito Water District	08/20/2019	Physical therapy	132.09
05/07/2020	219480	Montecito Water District	08/20/2019	Physical therapy	132.09
05/07/2020	219481	Carpinteria Valley Water District	03/19/2018	Physical therapy	66.52
05/07/2020	219482	Stockton-East Water District	02/28/2004	Testing/Supplies	49.61
05/07/2020	219483	Stockton-East Water District	02/28/2004	Medical, general	134.51

from 05/01/2020
to 05/15/2020

ACWA Joint Powers Insurance Authority

Sorted By Check

Claims Payment Report

<u>Check Date</u>	<u>Check Number</u>	<u>District Name</u>	<u>Claim Date</u>	<u>Transaction Type</u>	<u>Amount</u>
05/07/2020	219484	Wheeler Ridge-Maricopa Water Storage D	02/20/2020	Physical therapy	73.59
05/07/2020	219485	El Toro Water District	06/22/2015	Photocopy	5.36
05/07/2020	219486	Idyllwild Water District	02/13/2020	Photocopy	136.65
05/07/2020	219487	Idyllwild Water District	02/13/2020	Photocopy	116.39
05/07/2020	219488	Palmdale Water District	07/24/2002	Photocopy	333.17
05/07/2020	219489	Idyllwild Water District	02/13/2020	Photocopy	67.25
05/07/2020	219490	Panoche Water District	03/20/2020	Mileage	215.05
05/07/2020	219491	Panoche Water District	08/17/2019	TTD	1,041.34
05/07/2020	219492	El Toro Water District	06/22/2015	Mileage	7.02
05/07/2020	219493	Walnut Valley Water District	09/26/2019	Physical therapy	132.09
05/07/2020	219494	Desert Water Agency	01/15/2020	Physical therapy	150.00
05/07/2020	219495	Solano Irrigation District	08/12/2019	Medical, general	208.23
05/07/2020	219496	Valley Center Municipal Water District	01/15/2020	Medical, general	110.97
05/07/2020	219497	Mid-Peninsula Water District	02/13/2020	Medical, general	234.82
05/07/2020	219498	El Toro Water District	06/22/2015	Medical, general	298.83
05/07/2020	219499	Tulare Irrigation District	11/18/2019	Medical, general	1,282.29
05/07/2020	219500	Panoche Water District	08/17/2019	Medical, general	137.87
05/07/2020	219501	Panoche Water District	03/20/2020	Medical, general	137.87
05/07/2020	219502	Elsinore Valley Municipal Water District	05/05/2014	Medical, general	109.17
05/07/2020	219503	Mariana Ranchos County Water District	09/10/2019	Medical, general	102.06
05/07/2020	219504	Vallecitos Water District	10/22/2018	Medical, general	830.46
05/07/2020	219505	Santa Clarita Valley Water Agency	10/09/2019	Mileage	36.11
05/07/2020	219506	Carmichael Water District	12/12/2019	Physical therapy	101.37
05/07/2020	219507	Tulare Irrigation District	03/14/2018	Medical, general	111.16
05/07/2020	219508	Valley of the Moon Water District	03/26/2020	Medical, general	62.01
05/07/2020	219509	Moulton Niguel Water District	01/23/2019	Testing/Supplies	576.92
05/07/2020	219510	Solano Irrigation District	02/20/2020	Medical, general	161.78
05/07/2020	219511	Solano Irrigation District	08/12/2019	Physical therapy	99.54
05/07/2020	219512	Carmichael Water District	12/12/2019	Medical, general	102.52
05/07/2020	219513	Solano Irrigation District	08/12/2019	Medical, general	161.51
05/07/2020	219514	Solano Irrigation District	12/10/2019	Medical, general	100.03
05/07/2020	219515	Helix Water District	07/23/2019	TTD	2,272.34
05/07/2020	219516	Reclamation District #108	04/15/2020	TTD	15.32
05/07/2020	219517	Reclamation District #108	04/15/2020	TTD	1,616.54
05/07/2020	219518	Calleguas Municipal Water District	04/01/2019	Medical, general	508.51
05/07/2020	219519	Crescenta Valley Water District	09/04/2019	Mileage	7.13
05/12/2020	219520	Consolidated Irrigation District	11/26/2019	Property - District Property	500.00
05/12/2020	219521	Merced Irrigation District	09/15/2017	Defense Attorney	209.00
05/12/2020	219522	Panoche Water District	11/01/2016	Expense General	59.20
05/12/2020	219523	Panoche Water District	11/01/2016	Defense Attorney	760.00
05/12/2020	219524	Panoche Water District	10/22/2019	Defense Attorney	2,679.00
05/12/2020	219525	Panoche Water District	10/22/2019	Expense General	1.70
05/12/2020	219526	Merced Irrigation District	09/15/2017	Expense General	6,715.80
05/12/2020	219527	Santa Clarita Valley Water Agency	05/01/2018	Expense General	495.63

from 05/01/2020
to 05/15/2020

ACWA Joint Powers Insurance Authority

Sorted By Check

Claims Payment Report

<u>Check Date</u>	<u>Check Number</u>	<u>District Name</u>	<u>Claim Date</u>	<u>Transaction Type</u>	<u>Amount</u>
05/12/2020	219528	Santa Clarita Valley Water Agency	05/01/2018	Defense Attorney	15,388.00
05/12/2020	219529	Idyllwild Water District	09/26/2019	Defense Attorney	665.00
05/12/2020	219530	Vista Irrigation District	12/31/2018	Defense Attorney	5,379.00
05/12/2020	219531	Hi-Desert Water District	09/20/2018	Defense Attorney	190.00
05/12/2020	219532	Hi-Desert Water District	09/20/2018	Expense General	18.25
05/12/2020	219533	Vallecitos Water District	10/01/2014	Expense General	184.40
05/12/2020	219534	Vallecitos Water District	10/01/2014	Defense Attorney	38.00
05/12/2020	219535	Rand Communities Water District	08/08/2018	Defense Attorney	171.00
05/12/2020	219536	Rancho California Water District	08/13/2012	Defense Attorney	184.00
05/12/2020	219537	Rancho California Water District	08/13/2012	Expense General	54.00
05/12/2020	219538	Merced Irrigation District	04/21/2020	Appraiser	433.59
05/12/2020	219539	South Coast Water District	08/23/2019	Adjuster	4,484.00
05/12/2020	219540	Calleguas Municipal Water District	07/31/2017	PPD	580.00
05/12/2020	219541	Sweetwater Authority	12/11/2018	TTD	694.44
05/12/2020	219542	Central Coast Water Authority	09/12/2019	Medical, general	111.22
05/12/2020	219543	Central Coast Water Authority	09/12/2019	Medical, general	111.16
05/12/2020	219544	Alta Irrigation District	11/19/2014	PPD	580.00
05/12/2020	219545	Santa Fe Irrigation District	04/16/2020	TTD	388.89
05/12/2020	219546	Santa Fe Irrigation District	04/16/2020	TTD	1,814.84
05/12/2020	219547	Sweetwater Authority	03/23/2019	Medical, general	96.80
05/12/2020	219548	Rancho California Water District	11/19/2019	TTD	2,145.22
05/12/2020	219549	South Tahoe Public Utility District	04/09/2020	Medical, general	71.51
05/12/2020	219550	Angiola Water District	04/04/2020	Bill Review Fee	8.50
05/12/2020	219550	Angiola Water District	04/04/2020	Bill Review Fee	14.07
05/12/2020	219550	Berrenda Mesa Water District	02/25/2013	Bill Review Fee	8.50
05/12/2020	219550	Berrenda Mesa Water District	02/25/2013	Bill Review Fee	7.17
05/12/2020	219550	Santa Fe Irrigation District	04/16/2020	Bill Review Fee	8.50
05/12/2020	219550	Santa Fe Irrigation District	04/16/2020	Bill Review Fee	5.39
05/12/2020	219550	Santa Fe Irrigation District	04/16/2020	Bill Review Fee	8.50
05/12/2020	219550	Santa Fe Irrigation District	04/16/2020	Bill Review Fee	16.17
05/12/2020	219550	Orange County Water District	11/17/2003	Bill Review Fee	8.50
05/12/2020	219550	Orange County Water District	11/17/2003	Bill Review Fee	4.71
05/12/2020	219550	Calaveras County Water District	02/14/2020	Bill Review Fee	8.50
05/12/2020	219550	Calaveras County Water District	02/14/2020	Bill Review Fee	0.30
05/12/2020	219550	Calaveras County Water District	02/14/2020	Bill Review Fee	8.50
05/12/2020	219550	Calaveras County Water District	02/14/2020	Bill Review Fee	0.15
05/12/2020	219550	Carpinteria Valley Water District	03/19/2018	Bill Review Fee	8.50
05/12/2020	219550	Carpinteria Valley Water District	03/19/2018	Bill Review Fee	13.68
05/12/2020	219550	Carpinteria Valley Water District	03/19/2018	Bill Review Fee	8.50
05/12/2020	219550	Carpinteria Valley Water District	03/19/2018	Bill Review Fee	8.50
05/12/2020	219550	Carpinteria Valley Water District	03/19/2018	Bill Review Fee	8.50
05/12/2020	219550	Carpinteria Valley Water District	03/19/2018	Bill Review Fee	8.50
05/12/2020	219550	Humboldt Bay Municipal Water District	01/13/2020	Bill Review Fee	8.50
05/12/2020	219550	Humboldt Bay Municipal Water District	01/13/2020	Bill Review Fee	1.89

from 05/01/2020
to 05/15/2020

ACWA Joint Powers Insurance Authority

Sorted By Check

Claims Payment Report

<u>Check Date</u>	<u>Check Number</u>	<u>District Name</u>	<u>Claim Date</u>	<u>Transaction Type</u>	<u>Amount</u>
05/12/2020	219550	Bard Water District	10/17/2019	Bill Review Fee	8.50
05/12/2020	219550	Bard Water District	10/17/2019	Bill Review Fee	6.68
05/12/2020	219550	Glenn-Colusa Irrigation District	05/08/2019	Bill Review Fee	8.50
05/12/2020	219550	Glenn-Colusa Irrigation District	05/08/2019	Bill Review Fee	4.09
05/12/2020	219550	Glenn-Colusa Irrigation District	05/08/2019	Bill Review Fee	8.50
05/12/2020	219550	Glenn-Colusa Irrigation District	05/08/2019	Bill Review Fee	8.50
05/12/2020	219550	East Contra Costa Irrigation District	11/20/2019	Bill Review Fee	8.50
05/12/2020	219550	East Contra Costa Irrigation District	11/20/2019	Bill Review Fee	8.50
05/12/2020	219550	Mariana Ranchos County Water District	09/10/2019	Bill Review Fee	8.50
05/12/2020	219550	Mariana Ranchos County Water District	09/10/2019	Bill Review Fee	15.55
05/12/2020	219550	San Dieguito Water District	01/06/2020	Bill Review Fee	8.50
05/12/2020	219550	Elsinore Valley Municipal Water District	05/05/2014	Bill Review Fee	8.50
05/12/2020	219550	Carmichael Water District	12/12/2019	Bill Review Fee	8.50
05/12/2020	219550	Carmichael Water District	12/12/2019	Bill Review Fee	7.30
05/12/2020	219550	Westborough Water District	12/08/2018	Bill Review Fee	8.50
05/12/2020	219550	Orange County Water District	03/13/2020	Bill Review Fee	8.50
05/12/2020	219550	Orange County Water District	03/13/2020	Bill Review Fee	1.70
05/12/2020	219550	Valley of the Moon Water District	03/26/2020	Bill Review Fee	8.50
05/12/2020	219550	Valley of the Moon Water District	03/26/2020	Bill Review Fee	3.77
05/12/2020	219550	Valley of the Moon Water District	03/26/2020	Bill Review Fee	8.50
05/12/2020	219550	South Coast Water District	11/07/2019	Bill Review Fee	8.50
05/12/2020	219550	South Coast Water District	11/07/2019	Bill Review Fee	12.44
05/12/2020	219550	Solano Irrigation District	08/12/2019	Bill Review Fee	8.50
05/12/2020	219550	Solano Irrigation District	08/12/2019	Bill Review Fee	8.50
05/12/2020	219550	Solano Irrigation District	08/12/2019	Bill Review Fee	8.50
05/12/2020	219550	Solano Irrigation District	08/12/2019	Bill Review Fee	8.50
05/12/2020	219550	El Dorado Irrigation District	12/02/2019	Bill Review Fee	8.50
05/12/2020	219550	Santa Fe Irrigation District	12/18/2019	Bill Review Fee	8.50
05/12/2020	219550	Santa Fe Irrigation District	12/18/2019	Bill Review Fee	11.19
05/12/2020	219550	Santa Ynez River WCD Improvement Dist	08/08/2001	Bill Review Fee	8.50
05/12/2020	219550	Florin Resource Conservation District/Elk	06/05/2018	Bill Review Fee	15.27
05/12/2020	219550	Florin Resource Conservation District/Elk	06/05/2018	Bill Review Fee	8.50
05/12/2020	219550	Alameda County Water District	02/14/2020	Bill Review Fee	8.50
05/12/2020	219550	Alameda County Water District	02/14/2020	Bill Review Fee	8.50
05/12/2020	219550	Alameda County Water District	02/14/2020	Bill Review Fee	8.50
05/12/2020	219550	Alameda County Water District	02/14/2020	Bill Review Fee	8.50
05/12/2020	219550	Central Coast Water Authority	12/13/2019	Bill Review Fee	8.50
05/12/2020	219550	Central Coast Water Authority	12/13/2019	Bill Review Fee	10.43
05/12/2020	219550	San Juan Water District	01/26/2016	Bill Review Fee	8.50
05/12/2020	219550	San Juan Water District	01/26/2016	Bill Review Fee	1.44
05/12/2020	219550	Sweetwater Authority	06/22/2019	Bill Review Fee	8.50
05/12/2020	219550	Sweetwater Authority	06/22/2019	Bill Review Fee	8.50
05/12/2020	219550	Calleguas Municipal Water District	04/01/2019	Bill Review Fee	8.50
05/12/2020	219550	Calleguas Municipal Water District	04/01/2019	Bill Review Fee	0.45

from 05/01/2020
to 05/15/2020

ACWA Joint Powers Insurance Authority

Sorted By Check

Claims Payment Report

<u>Check Date</u>	<u>Check Number</u>	<u>District Name</u>	<u>Claim Date</u>	<u>Transaction Type</u>	<u>Amount</u>
05/12/2020	219550	Vallecitos Water District	10/18/2019	Bill Review Fee	13.49
05/12/2020	219550	Vallecitos Water District	10/18/2019	Bill Review Fee	8.50
05/12/2020	219550	Carpinteria Valley Water District	01/29/2018	Bill Review Fee	8.50
05/12/2020	219550	Carpinteria Valley Water District	01/29/2018	Bill Review Fee	2.31
05/12/2020	219550	Carpinteria Valley Water District	01/29/2018	Bill Review Fee	8.50
05/12/2020	219550	Carpinteria Valley Water District	01/29/2018	Bill Review Fee	3.78
05/12/2020	219550	Glenn-Colusa Irrigation District	01/10/2020	Bill Review Fee	8.50
05/12/2020	219550	Glenn-Colusa Irrigation District	01/10/2020	Bill Review Fee	4.64
05/12/2020	219550	Helix Water District	07/23/2019	Bill Review Fee	8.50
05/12/2020	219550	Helix Water District	07/23/2019	Bill Review Fee	5.55
05/12/2020	219550	Kern County Water Agency	09/16/2016	Bill Review Fee	12.95
05/12/2020	219550	Kern County Water Agency	09/16/2016	Bill Review Fee	8.50
05/12/2020	219550	Ramona Municipal Water District	04/10/2013	Bill Review Fee	8.50
05/12/2020	219551	Carpinteria Valley Water District	03/19/2018	PPD	580.00
05/12/2020	219552	Glenn-Colusa Irrigation District	01/10/2020	Physical therapy	105.25
05/12/2020	219553	Glenn-Colusa Irrigation District	01/10/2020	Physical therapy	105.25
05/12/2020	219554	Glenn-Colusa Irrigation District	01/10/2020	Physical therapy	105.25
05/12/2020	219555	Montecito Water District	08/20/2019	TTD	2,502.76
05/12/2020	219556	Desert Water Agency	01/15/2020	Medical, general	109.77
05/12/2020	219557	Mission Springs Water District	02/11/2020	Medical, general	109.78
05/12/2020	219558	Scotts Valley Water District	11/19/2019	Medical, general	196.86
05/12/2020	219559	Glenn-Colusa Irrigation District	05/08/2019	Mileage	117.02
05/12/2020	219560	Berrenda Mesa Water District	02/25/2013	Legal (Defense)	630.00
05/12/2020	219561	Mesa Water District	10/31/2012	PPD	540.00
05/12/2020	219562	Bard Water District	08/20/2012	Laboratory fee	296.30
05/12/2020	219563	Panoche Water District	03/20/2020	Chiropractor	48.11
05/12/2020	219564	Panoche Water District	03/20/2020	Chiropractor	48.11
05/12/2020	219565	Sweetwater Authority	06/22/2019	Hospital (Inpatient)	379.31
05/12/2020	219566	Yorba Linda Water District	09/09/2019	Medical, general	105.59
05/12/2020	219567	Scotts Valley Water District	10/28/2019	Legal (Defense)	249.20
05/12/2020	219568	Carpinteria Valley Water District	03/19/2018	Physical therapy	95.28
05/12/2020	219569	Western Municipal Water District	10/23/2007	PPD	540.00
05/12/2020	219570	Humboldt Bay Municipal Water District	07/25/2019	TTD	2,042.38
05/12/2020	219571	South Feather Water and Power Agency	03/02/2020	Laboratory fee	29.04
05/12/2020	219572	Alameda County Water District	02/14/2020	Photocopy	214.96
05/12/2020	219573	Panoche Water District	03/20/2020	TTD	2,041.96
05/12/2020	219574	Helix Water District	10/22/2018	PPD	580.00
05/12/2020	219575	Tulare Irrigation District	11/18/2019	TTD	1,585.64
05/12/2020	219576	Helix Water District	04/18/2019	TTD	1,175.46
05/12/2020	219577	El Toro Water District	06/22/2015	TTD	2,142.98
05/12/2020	219578	South Tahoe Public Utility District	07/30/2019	TTD	715.07
05/12/2020	219579	Elsinore Valley Municipal Water District	05/05/2014	Pharmacy	18.95
05/12/2020	219580	Rancho California Water District	03/18/2008	Pharmacy	21.25
05/12/2020	219581	Sweetwater Authority	08/16/2017	Pharmacy	9.84

from 05/01/2020
to 05/15/2020

ACWA Joint Powers Insurance Authority

Sorted By Check

Claims Payment Report

<u>Check Date</u>	<u>Check Number</u>	<u>District Name</u>	<u>Claim Date</u>	<u>Transaction Type</u>	<u>Amount</u>
05/12/2020	219582	San Luis & Delta-Mendota Water Authority	11/01/2004	Pharmacy	8.05
05/12/2020	219583	El Toro Water District	06/22/2015	Pharmacy	18.05
05/12/2020	219584	San Juan Water District	01/26/2016	Pharmacy	339.66
05/12/2020	219585	Cucamonga Valley Water District	03/01/2016	Pharmacy	14.40
05/12/2020	219586	Sutter Extension Water District	04/19/2019	Pharmacy	658.44
05/12/2020	219587	Water Employee Services Authority	12/10/2018	Mileage	33.00
05/12/2020	219588	San Juan Water District	10/12/2016	PPD	580.00
05/12/2020	219589	Orange County Water District	03/13/2020	Medical, general	112.94
05/12/2020	219590	Santa Fe Irrigation District	12/18/2019	Medical, general	89.39
05/12/2020	219591	Moulton Niguel Water District	03/03/2020	Medical, general	88.13
05/12/2020	219592	Moulton Niguel Water District	01/23/2019	Medical, general	268.32
05/12/2020	219593	Western Municipal Water District	01/23/2020	Medical, general	70.13
05/12/2020	219594	Valley Center Municipal Water District	09/12/2018	Medical, general	105.77
05/12/2020	219595	Valley Center Municipal Water District	09/12/2018	Medical, general	98.27
05/12/2020	219596	Valley Center Municipal Water District	09/12/2018	Medical, general	190.98
05/12/2020	219597	Kern County Water Agency	09/16/2016	TTD	2,598.86
05/12/2020	219598	Tulare Irrigation District	10/19/2011	Medical, general	127.68
05/12/2020	219599	Las Virgenes Municipal Water District	11/27/2018	Medical, general	221.07
05/12/2020	219600	Las Virgenes Municipal Water District	02/01/2013	Medical, general	221.07
05/12/2020	219601	Western Municipal Water District	10/23/2007	Legal (Defense)	144.20
05/12/2020	219602	Browns Valley Irrigation District	02/05/2020	TTD	2,214.34
05/12/2020	219603	Goleta Water District	06/15/2016	PPD	580.00
05/12/2020	219604	Crescenta Valley Water District	09/04/2019	TTD	1,973.90
05/12/2020	219605	San Luis Water District	08/09/2013	Legal (Defense)	185.00
05/12/2020	219606	Alta Irrigation District	11/19/2014	Legal (Defense)	55.50
05/14/2020	219607	East Orange County Water District	07/02/2019	Liability - Property Damage	88,219.84
05/14/2020	219608	Ramona Municipal Water District	12/10/2019	Property - District Property	1,121.23
05/14/2020	219609	East Orange County Water District	07/02/2019	Liability - Property Damage	505.15
05/14/2020	219610	Lower Tule River Irrigation District	08/02/2019	Liability - Property Damage	11,244.49
05/14/2020	219611	Fresno Metropolitan Flood Control District	03/22/2018	Defense Attorney	1,858.00
05/14/2020	219612	Oakdale Irrigation District	08/07/2018	Defense Attorney	1,279.00
05/14/2020	219613	Purissima Hills Water District	08/26/2018	Defense Attorney	190.00
05/14/2020	219614	Purissima Hills Water District	08/26/2018	Expense General	21.85
05/14/2020	219615	San Luis & Delta-Mendota Water Authority	05/30/2019	Defense Attorney	266.00
05/14/2020	219616	Desert Water Agency	10/24/2019	Adjuster	4,804.11
05/14/2020	219617	Santa Fe Irrigation District	04/16/2020	Medical, general	163.59
05/14/2020	219618	Glenn-Colusa Irrigation District	05/08/2019	Physical therapy	187.48
05/14/2020	219619	Carpinteria Valley Water District	03/19/2018	Medical, general	111.16
05/14/2020	219620	Berrenda Mesa Water District	02/25/2013	Medical, general	73.76
05/14/2020	219621	Vista Irrigation District	02/04/2019	TTD	3,451.67
05/14/2020	219622	San Luis & Delta-Mendota Water Authority	02/10/2020	TTD	1,076.80
05/14/2020	219623	Angiola Water District	04/04/2020	Medical, general	120.12
05/14/2020	219624	Glenn-Colusa Irrigation District	05/08/2019	Medical, general	58.44
05/14/2020	219625	Orange County Water District	11/17/2003	Testing/Supplies	38.30

from 05/01/2020
to 05/15/2020

ACWA Joint Powers Insurance Authority

Sorted By Check

Claims Payment Report

<u>Check Date</u>	<u>Check Number</u>	<u>District Name</u>	<u>Claim Date</u>	<u>Transaction Type</u>	<u>Amount</u>
05/14/2020	219626	Santa Ynez River WCD Improvement Dist	08/08/2001	Hospital (Inpatient)	1,299.23
05/14/2020	219627	San Luis & Delta-Mendota Water Authority	02/10/2020	Bill Review Fee	8.50
05/14/2020	219627	San Luis & Delta-Mendota Water Authority	02/10/2020	Bill Review Fee	5.07
05/14/2020	219627	Montecito Water District	08/20/2019	Bill Review Fee	8.50
05/14/2020	219627	Montecito Water District	08/20/2019	Bill Review Fee	5.83
05/14/2020	219627	Montecito Water District	08/20/2019	Bill Review Fee	8.50
05/14/2020	219627	Montecito Water District	08/20/2019	Bill Review Fee	5.83
05/14/2020	219627	Sweetwater Authority	03/06/2017	Bill Review Fee	8.50
05/14/2020	219627	Sweetwater Authority	03/06/2017	Bill Review Fee	7.85
05/14/2020	219627	Mariana Ranchos County Water District	09/10/2019	Bill Review Fee	8.50
05/14/2020	219627	Mariana Ranchos County Water District	09/10/2019	Bill Review Fee	15.55
05/14/2020	219627	Reclamation District #108	04/06/2020	Bill Review Fee	8.50
05/14/2020	219627	Merced Irrigation District	04/01/2020	Bill Review Fee	8.50
05/14/2020	219627	Merced Irrigation District	04/01/2020	Bill Review Fee	12.30
05/14/2020	219627	Humboldt Bay Municipal Water District	07/25/2019	Bill Review Fee	8.50
05/14/2020	219627	Carmichael Water District	12/12/2019	Bill Review Fee	8.50
05/14/2020	219627	Carmichael Water District	12/12/2019	Bill Review Fee	8.50
05/14/2020	219627	Truckee Donner Public Utility District	04/14/2020	Bill Review Fee	8.50
05/14/2020	219627	Valley of the Moon Water District	03/26/2020	Bill Review Fee	8.50
05/14/2020	219627	Valley of the Moon Water District	03/26/2020	Bill Review Fee	2.74
05/14/2020	219627	Valley of the Moon Water District	03/26/2020	Bill Review Fee	8.50
05/14/2020	219627	South Coast Water District	11/07/2019	Bill Review Fee	8.50
05/14/2020	219627	South Coast Water District	11/07/2019	Bill Review Fee	3.37
05/14/2020	219627	Scotts Valley Water District	10/28/2019	Bill Review Fee	8.50
05/14/2020	219627	Scotts Valley Water District	10/28/2019	Bill Review Fee	2.93
05/14/2020	219627	Solano Irrigation District	08/12/2019	Bill Review Fee	8.50
05/14/2020	219627	Solano Irrigation District	08/12/2019	Bill Review Fee	8.50
05/14/2020	219627	Tahoe City Public Utility District	05/22/2019	Bill Review Fee	8.50
05/14/2020	219627	Tahoe City Public Utility District	05/22/2019	Bill Review Fee	17.39
05/14/2020	219627	Florin Resource Conservation District/Elk	06/05/2018	Bill Review Fee	8.50
05/14/2020	219627	Florin Resource Conservation District/Elk	06/05/2018	Bill Review Fee	10.93
05/14/2020	219627	Moulton Niguel Water District	01/23/2019	Bill Review Fee	8.33
05/14/2020	219627	Moulton Niguel Water District	01/23/2019	Bill Review Fee	8.50
05/14/2020	219627	San Luis & Delta-Mendota Water Authority	11/01/2004	Bill Review Fee	5.11
05/14/2020	219627	San Luis & Delta-Mendota Water Authority	11/01/2004	Bill Review Fee	8.50
05/14/2020	219627	Tulare Irrigation District	10/19/2011	Bill Review Fee	8.50
05/14/2020	219627	Tulare Irrigation District	10/19/2011	Bill Review Fee	5.63
05/14/2020	219627	Tulare Irrigation District	10/19/2011	Bill Review Fee	8.50
05/14/2020	219627	Tulare Irrigation District	10/19/2011	Bill Review Fee	6.37
05/14/2020	219627	Glenn-Colusa Irrigation District	01/10/2020	Bill Review Fee	8.50
05/14/2020	219627	Glenn-Colusa Irrigation District	01/10/2020	Bill Review Fee	4.64
05/14/2020	219627	Glenn-Colusa Irrigation District	01/10/2020	Bill Review Fee	8.50
05/14/2020	219627	Glenn-Colusa Irrigation District	01/10/2020	Bill Review Fee	4.64
05/14/2020	219627	Reclamation District #108	04/15/2020	Bill Review Fee	8.50

from 05/01/2020
to 05/15/2020

ACWA Joint Powers Insurance Authority

Sorted By Check

Claims Payment Report

<u>Check Date</u>	<u>Check Number</u>	<u>District Name</u>	<u>Claim Date</u>	<u>Transaction Type</u>	<u>Amount</u>
05/14/2020	219627	Reclamation District #108	04/15/2020	Bill Review Fee	21.38
05/14/2020	219627	Las Virgenes Municipal Water District	09/18/2019	Bill Review Fee	8.50
05/14/2020	219627	Las Virgenes Municipal Water District	09/18/2019	Bill Review Fee	0.21
05/14/2020	219628	Humboldt Bay Municipal Water District	01/13/2020	Medical, general	85.22
05/14/2020	219629	Sierra Lakes County Water District	09/13/2018	PPD	580.00
05/14/2020	219630	Glenn-Colusa Irrigation District	01/10/2020	Physical therapy	105.25
05/14/2020	219631	Sweetwater Authority	12/30/2019	TTD	2,502.76
05/14/2020	219632	Elsinore Valley Municipal Water District	05/05/2014	Medical, general	90.00
05/14/2020	219633	Glenn-Colusa Irrigation District	05/08/2019	TTD	1,268.80
05/14/2020	219634	Goleta Water District	05/24/2019	PPD	580.00
05/14/2020	219635	Sweetwater Authority	06/22/2019	Physical therapy	166.90
05/14/2020	219636	Yolo County Flood Control & Water Conse	11/21/1991	Life pension	84.00
05/14/2020	219637	Santa Fe Irrigation District	04/16/2020	Testing/Supplies	35.28
05/14/2020	219638	Westborough Water District	12/08/2018	PPD	11,102.86
05/14/2020	219639	Scotts Valley Water District	10/28/2019	TTD	1,653.86
05/14/2020	219640	Calaveras County Water District	02/14/2020	Physical therapy	117.02
05/14/2020	219641	Calaveras County Water District	02/14/2020	Medical, general	74.78
05/14/2020	219642	Florin Resource Conservation District/Elk	06/05/2018	Testing/Supplies	432.79
05/14/2020	219643	Valley of the Moon Water District	03/26/2020	Testing/Supplies	45.13
05/14/2020	219644	Carpinteria Valley Water District	01/29/2018	Physical therapy	170.02
05/14/2020	219645	Carpinteria Valley Water District	01/29/2018	Physical therapy	104.05
05/14/2020	219646	San Juan Water District	01/26/2016	Medical, general	109.64
05/14/2020	219647	Vallecitos Water District	10/18/2019	Medical, general	111.16
05/14/2020	219648	Goleta Water District	09/25/2014	PPD	580.00
05/14/2020	219649	Helix Water District	07/23/2019	Chiropractor	125.71
05/14/2020	219650	Bard Water District	10/17/2019	Medical, general	137.96
05/14/2020	219651	Orange County Water District	03/13/2020	Medical, general	112.94
05/14/2020	219652	Mariana Ranchos County Water District	09/10/2019	Physical therapy	75.00
05/14/2020	219653	Sweetwater Authority	06/22/2019	TTD	2,253.02
05/14/2020	219654	Santa Fe Irrigation District	12/18/2019	Physical therapy	121.50
05/14/2020	219655	Central Coast Water Authority	12/13/2019	Medical, general	111.16
05/14/2020	219656	Carmichael Water District	12/12/2019	Physical therapy	87.60
05/14/2020	219657	Kern County Water Agency	09/16/2016	Medical, general	293.49
05/14/2020	219658	Sweetwater Authority	06/22/2019	Testing/Supplies	63.54
05/14/2020	219659	Valley of the Moon Water District	03/26/2020	Hospital (Inpatient)	452.20
05/14/2020	219660	Carpinteria Valley Water District	01/29/2018	TTD	1,299.43
05/14/2020	219661	Trabuco Canyon Water District	10/22/2015	PPD	580.00
05/14/2020	219662	Solano Irrigation District	08/12/2019	Medical, general	161.78
05/14/2020	219663	Solano Irrigation District	08/12/2019	Physical therapy	89.29
05/14/2020	219664	Solano Irrigation District	08/12/2019	Physical therapy	92.00
05/14/2020	219665	Solano Irrigation District	08/12/2019	Physical therapy	57.58
05/14/2020	219666	Alameda County Water District	02/14/2020	Medical, general	129.19
05/14/2020	219667	Alameda County Water District	02/14/2020	Physical therapy	151.39
05/14/2020	219668	East Contra Costa Irrigation District	11/20/2019	Medical, general	734.71

from 05/01/2020
to 05/15/2020

ACWA Joint Powers Insurance Authority

Sorted By Check

Claims Payment Report

<u>Check Date</u>	<u>Check Number</u>	<u>District Name</u>	<u>Claim Date</u>	<u>Transaction Type</u>	<u>Amount</u>
05/14/2020	219669	Westborough Water District	12/08/2018	Medical, general	71.76
05/14/2020	219670	El Dorado Irrigation District	12/02/2019	Medical, general	148.62
05/14/2020	219671	Alameda County Water District	02/14/2020	Medical, general	75.32
05/14/2020	219672	East Contra Costa Irrigation District	11/20/2019	Medical, general	114.61
05/14/2020	219673	Alameda County Water District	02/14/2020	Medical, general	249.81
05/14/2020	219674	South Coast Water District	11/07/2019	Medical, general	113.13
05/14/2020	219675	Calleguas Municipal Water District	04/01/2019	Medical, general	178.68
05/14/2020	219676	Solano Irrigation District	08/19/2019	TTD	1,787.69
				Total	980,555.03

From 05/01/2020
to 05/15/2020

ACWA Joint Powers Insurance Authority

Sorted By Check Number

Vendor Payment Report

<u>Check Number</u>	<u>Check Date</u>	<u>Name</u>	<u>Invoice Description</u>	<u>Amount</u>	<u>Batch ID</u>
57641	05/07/2020	RANDALL J. REED	EXCO PER DIEM 5/1/20	327.00	9706
57642	05/07/2020	ALTA IRRIGATION DISTRICT	REFUND OVERPAYMENT	371.27	9706
57643	05/07/2020	BURKETTS OFFICE SUPPLIES, INC.	OFFICE SUPPLIES	435.65	9706
57644	05/07/2020	CORCORAN IRRIGATION DISTRICT	REFUND OVERPAYMENT	442.66	9706
57645	05/07/2020	CREATIVE PLANT DESIGNS	MONTHLY MAINTENANCE FEE	202.33	9706
57646	05/07/2020	EMPLOYEE BENEFITS LAW GROUP PC	SERVICES AND COSTS-EMPLOYEE BENEFITS GENERAL CLIENT : AS0007	2,489.50	9706
57647	05/07/2020	FLORIN RESOURCE CONSERVATION DISTRICT	REFUND OVERPAYMENT	834.74	9706
57648	05/07/2020	LEVEL 3 COMMUNICATIONS, LLC	CONFERENCING CHARGES APRIL 2020	31.72	9706
57649	05/07/2020	MIDWAY HEIGHTS COUNTY WATER DISTRICT	REFUND OVERPAYMENT	81.89	9706
57650	05/07/2020	POWER CLEAN ENTERPRISES INC	NIGHTLY JANITORIAL SERVICE FOR MARCH 2020	2,090.00	9706
57651	05/07/2020	REDLINE COURIER SERVICE INC	COURIER SERVICE FOR APRIL 2020	550.00	9706
57652	05/07/2020	RUNON BURNINGHAM	REISSUE EB STALE DATED CHECK #681314 DATED 2/22/19	35.86	9706
57653	05/07/2020	THREE VALLEYS MWD	REFUND OVERPAYMENT	352.74	9706
57654	05/07/2020	TULARE IRRIGATION DISTRICT	REFUND OVERPAYMENT	686.80	9706
57655	05/07/2020	UNITED STATES TREASURY	IRS PAYROLL DEDUCTION AGREEMENT FOR PAYROLL 5/8/20	265.00	9706
57656	05/07/2020	VALLEY FIRE AND SECURITY ALARMS, INC	SECURITY SYSTEM AND FIRE SPRINKLER MONITORING FOR MAY 2020	70.00	9706
57657	05/07/2020	WHEELER RIDGE-MARICOPA WSD	REFUND OVERPAYMENT	693.28	9706
57658	05/07/2020	WORKCOMPEDI, INC.	CLEARINGHOUSE MONTHLY MINIMUM	300.00	9706
57659	05/14/2020	ALLIANT INSURANCE SERVICES INC-	COMMERCIAL PROPERTY ADDED TO THE PROPERTY PROGRAM LAST JULY 2019 7/3/19 TO 7/1/20 ACCT#ASSOFC-02	2,473.93	9747

From 05/01/2020
to 05/15/2020

ACWA Joint Powers Insurance Authority

Sorted By Check Number

Vendor Payment Report

<u>Check Number</u>	<u>Check Date</u>	<u>Name</u>	<u>Invoice Description</u>	<u>Amount</u>	<u>Batch ID</u>
57660	05/14/2020	ARMANINO LLP	PROFESSIONAL SERVICES APRIL 2020 INTACCT SOFTWARE CLIENT# 125288.0	5,935.79	9747
57661	05/14/2020	CAGWIN AND DORWARD	LANDSCAPE MAINTENANCE SERVICES FOR MAY 2020	232.00	9747
57662	05/14/2020	INTERNATIONAL MAILING EQUIPMENT INC	POSTAGE MACHINE INK CARTRIDGE	244.75	9747
57663	05/14/2020	ISO SERVICES, INC.	UF CLAIMS MONO-LINE APRIL 2020	237.00	9747
57664	05/14/2020	OCCU-MED, LTD.	EMPLOYMENT OUT OF AREA EXAM-M.SU 2/24/20	123.56	9747
57665	05/14/2020	UNITED PARCEL SERVICE	DELIVERY SERVICE 5/9/20	31.00	9747
ACH: 0006839	05/01/2020	DAVID A DRAKE	EXCO PER DIEM 4/15, 4/21 AND 4/23/20	981.00	9702
ACH: 0006840	05/01/2020	MELODY A. HENRIQUES-McDONALD	EXCO PER DIEM 4/24/20	327.00	9702
ACH: 0006841	05/01/2020	AON RISK INSURANCE SERVICES WEST	DAM FAILURE LIABILITY-SIERRA COUNTY-POLICY #FCA4061471 OCT-01-2019 TO OCT-01-2020	1,689.00	9703
ACH: 0006842	05/04/2020	VISION SERVICE PLAN	APRIL 2020 VISION SERVICE PLAN CLAIMS	28,659.08	9704
ACH: 0006843	05/04/2020	BLUEPAY	CREDIT CARD PROCESSING FEES FOR APRIL 2020	60.00	9705
ACH: 0006844	05/06/2020	CITY OF ROSEVILLE	UTILITY BILLING 33/7/20 TO 4/7/20	2,749.94	9710
ACH: 0006845	05/07/2020	SCHOLARSHARE COLLEGE SAVINGS PLAN	PAYMENT-C. CAMACHO PAYROLL 5/8/20	20.00	9716
ACH: 0006846	05/07/2020	SCHOLARSHARE COLLEGE SAVINGS PLAN	PAYMENT-R. GREENFIELD PAYROLL 5/8/20	175.00	9717
ACH: 0006847	05/07/2020	LINCOLN FINANCIAL GROUP	LINCOLN 457 CONTRIBUTIONS FOR STAFF PAYROLL 5/8/20	2,742.27	9718
ACH: 0006848	05/07/2020	AMERICAN FUNDS GROUP	ROTH IRA CONTRIBUTIONS FOR STAFF PAYROLL 5/8/20	436.50	9719
ACH: 0006849	05/07/2020	PAYLOCITY CORPORATION	STATE PAYROLL TAXES FOR STAFF PAYROLL 5/8/20	36,470.01	9720
ACH: 0006850	05/07/2020	PAYLOCITY CORPORATION	STAFF PAYROLL 5/8/20	138,410.10	9721

From 05/01/2020
to 05/15/2020

ACWA Joint Powers Insurance Authority

Sorted By Check Number

Vendor Payment Report

<u>Check Number</u>	<u>Check Date</u>	<u>Name</u>	<u>Invoice Description</u>	<u>Amount</u>	<u>Batch ID</u>
ACH: 0006851	05/08/2020	CONSOLIDATED COMMUNICATIONS	LONG DISTANCE SERVICE 3/10/20 TO 4/9/20	1,917.69	9724
ACH: 0006852	05/08/2020	DAVID A DRAKE	EXCO PER DIEM 5/1/20	327.00	9725
ACH: 0006853	05/08/2020	ROBIN FLINT	MEMBER TRAINING MEALS/MISC 3/4-5/20	60.17	9725
ACH: 0006854	05/08/2020	ROBERT GREENFIELD	MICROSOFT 365 SUBSCRIPTION	69.99	9725
ACH: 0006855	05/08/2020	BRENT HASTEY	EXCO TRAVEL 3/9/20	1,027.58	9725
ACH: 0006856	05/08/2020	PETER KORFHAGE	REIMBURSEMENT FOR PERS SURVIVOR ADJUSTMENT FOR OVERPAYMENT	3.54	9725
ACH: 0006857	05/08/2020	MELODY A. HENRIQUES-McDONALD	EXCO PER DIEM 5/1/20	327.00	9725
ACH: 0006858	05/08/2020	JENNIFER LYNN NOGOSEK	CELL PHONE REIMBURSEMENT FOR APRIL 2020	50.00	9725
ACH: 0006859	05/08/2020	JOHN BRUCE RUPP	EXCO PER DIEM 5/1/20	327.00	9725
ACH: 0006860	05/08/2020	PATRICIA SLAVEN-IRVIN	POSTAGE	13.00	9725
ACH: 0006861	05/08/2020	KAREN THESING	CELL PHONE REIMBURSEMENT FOR MARCH AND APRIL 2020	100.00	9725
ACH: 0006862	05/08/2020	MHN MANAGED HEALTH NETWORK	PREMIUM PAYMENT MAY 2020	7,830.75	9726
ACH: 0006863	05/08/2020	DeltaCare USA	PREMIUM PAYMENT MAY 2020	8,448.23	9727
ACH: 0006864	05/08/2020	VISION SERVICE PLAN	PREMIUM PAYMENT MAY 2020	15,838.02	9728
ACH: 0006865	05/08/2020	STANDARD LIFE INSURANCE COMPANY	PREMIUM PAYMENT MAY 2020	65,616.01	9729
ACH: 0006866	05/08/2020	STEALTH BENEFIT SOLUTIONS	PREMIUM PAYMENT MAY 2020	253,770.60	9730
ACH: 0006867	05/08/2020	ANTHEM BLUE CROSS OF CALIFORNIA	PREMIUM PAYMENT MAY 2020	283,076.50	9731
ACH: 0006868	05/08/2020	ANTHEM BLUE CROSS OF CALIFORNIA	PREMIUM PAYMENT MAY 2020	2,388,967.96	9732
ACH: 0006869	05/08/2020	KAISER PERMANENTE - NORTH	PREMIUM PAYMENT MAY 2020	645,939.50	9733
ACH: 0006870	05/08/2020	KAISER PERMANENTE - SOUTH	PREMIUM PAYMENT MAY 2020	1,617,800.19	9734
ACH: 0006871	05/08/2020	HEALTH EQUITY	HSA CONTRIBUTIONS PAYROLL 5/8/20	3,206.69	9735
ACH: 0006872	05/11/2020	PUBLIC EMPLOYEES RETIREMENT SYSTEM	STAFF 457 CONTRIBUTIONS FOR 5/8/20 PAYROLL	10,498.50	9740
ACH: 0006873	05/11/2020	PUBLIC EMPLOYEES RETIREMENT SYSTEM	EMPLOYER CONTRIBUTIONS CLASSIC FOR 5/8/20 PAYROLL	31,212.72	9741

From 05/01/2020
to 05/15/2020

ACWA Joint Powers Insurance Authority

Sorted By Check Number

Vendor Payment Report

<u>Check Number</u>	<u>Check Date</u>	<u>Name</u>	<u>Invoice Description</u>	<u>Amount</u>	<u>Batch ID</u>
ACH: 0006874	05/12/2020	HEALTH EQUITY	HSA ADMIN FEE FOR MAY 2020	79.65	9744
ACH: 0006875	05/08/2020	PG and E	GAS CHARGES FOR 3/19-20 TO 4/19/20	1,395.62	9748
ACH: 0006876	05/13/2020	ATT MOBILITY	WIRELESS CHARGES MARCH 20,2020 TO APRIL 19, 2020	923.28	9749
EBC: 0003818	05/01/2020	ANTHEM BLUE CROSS OF CALIFORNIA	EB CLAIM PAYMENTS CK#715685-CK#715744	10,763.25	9696
EBC: 0003819	05/01/2020	ANTHEM BLUE CROSS OF CALIFORNIA	EB ELECTRONIC CLAIM PAYMENTS EG38156664-EG38156784	127,273.22	9697
EBC: 0003820	05/02/2020	ANTHEM BLUE CROSS OF CALIFORNIA	EB CLAIM PAYMENTS CK#715745-CK#715773	7,149.06	9698
EBC: 0003821	05/02/2020	ANTHEM BLUE CROSS OF CALIFORNIA	EB ELECTRONIC CLAIM PAYMENTS EG38158889-EG38158939	7,221.99	9699
EBC: 0003822	05/04/2020	ANTHEM BLUE CROSS OF CALIFORNIA	EB CLAIM PAYMENTS CK#715774-CK#715848	20,263.59	9700
EBC: 0003823	05/04/2020	ANTHEM BLUE CROSS OF CALIFORNIA	EB ELECTRONIC CLAIM PAYMENTS EG38161659-EG38161769	100,892.19	9701
EBC: 0003824	05/05/2020	ANTHEM BLUE CROSS OF CALIFORNIA	EB CLAIM PAYMENTS CK#715849-CK#715903	12,433.66	9707
EBC: 0003825	05/05/2020	ANTHEM BLUE CROSS OF CALIFORNIA	EB ELECTRONIC CLAIM PAYMENTS EG38164972-EG38165076	138,595.07	9708
EBC: 0003826	05/06/2020	ANTHEM BLUE CROSS OF CALIFORNIA	OUT OF AREA MEDICAL CLAIMS APRIL 27 TO APRIL 30, 2020	19,206.76	9709
EBC: 0003827	05/06/2020	MEDIMPACT HEALTHCARE SYSTEMS INC	EGWP RX CLAIMS APRIL 15-21, 2020	134,313.67	9711
EBC: 0003828	05/06/2020	MEDIMPACT HEALTHCARE SYSTEMS INC	COMMERCIAL RX CLAIMS APRIL 15-21, 2020	219,307.98	9712
EBC: 0003829	05/06/2020	DELTA DENTAL INSURANCE COMPANY	EB CLAIM PAYMENTS APRIL 24 TO APRIL 30, 2020	30,178.07	9713
EBC: 0003830	05/06/2020	ANTHEM BLUE CROSS OF CALIFORNIA	EB CLAIM PAYMENTS CK#715904-CK#715984	14,250.94	9714
EBC: 0003831	05/06/2020	ANTHEM BLUE CROSS OF CALIFORNIA	EB ELECTRONIC CLAIM PAYMENTS EG38168702-EG38168878	69,398.28	9715
EBC: 0003832	05/07/2020	ANTHEM BLUE CROSS OF CALIFORNIA	EB CLAIM PAYMENTS CK#715985-CK#716079	19,013.53	9722
EBC: 0003833	05/07/2020	ANTHEM BLUE CROSS OF CALIFORNIA	EB ELECTRONIC CLAIM PAYMENTS EG38172478-EG38172635	71,834.79	9723

From 05/01/2020
to 05/15/2020

ACWA Joint Powers Insurance Authority

Sorted By Check Number

Vendor Payment Report

<u>Check Number</u>	<u>Check Date</u>	<u>Name</u>	<u>Invoice Description</u>	<u>Amount</u>	<u>Batch ID</u>
EBC: 0003834	05/08/2020	ANTHEM BLUE CROSS OF CALIFORNIA	EB CLAIM PAYMENTS CK#716080-CK#716155	14,824.35	9736
EBC: 0003835	05/08/2020	ANTHEM BLUE CROSS OF CALIFORNIA	EB ELECTRONIC CLAIM PAYMENTS EG38176250-EG38176383	225,423.37	9737
EBC: 0003836	05/09/2020	ANTHEM BLUE CROSS OF CALIFORNIA	EB CLAIM PAYMENTS CK#716156-CK#716195	7,609.00	9738
EBC: 0003837	05/09/2020	ANTHEM BLUE CROSS OF CALIFORNIA	EB ELECTRONIC CLAIM PAYMENTS EG38178972-EG38179055	12,335.31	9739
EBC: 0003838	05/11/2020	ANTHEM BLUE CROSS OF CALIFORNIA	EB CLAIM PAYMENTS CK#716196-CK#716251	21,066.82	9742
EBC: 0003839	05/11/2020	ANTHEM BLUE CROSS OF CALIFORNIA	EB ELECTRONIC CLAIM PAYMENTS EG38181810-EG38181971	176,495.77	9743
EBC: 0003840	05/12/2020	ANTHEM BLUE CROSS OF CALIFORNIA	EB CLAIM PAYMENTS CK#716252 TO CK#716314	21,203.58	9745
EBC: 0003841	05/12/2020	ANTHEM BLUE CROSS OF CALIFORNIA	EB ELECTRONIC CLAIM PAYMENTS EG38185494-EG38185656	124,313.37	9746
EBC: 0003842	05/13/2020	MEDIMPACT HEALTHCARE SYSTEMS INC	EGWP RX CLAIMS APRIL 22-28, 2020	149,408.98	9750
EBC: 0003843	05/13/2020	MEDIMPACT HEALTHCARE SYSTEMS INC	COMMERCIAL RX CLAIMS APRIL 22-28, 2020	246,762.46	9751
EBC: 0003844	05/13/2020	DELTA DENTAL INSURANCE COMPANY	EB CLAIM PAYMENTS MAY 1 TO MAY 7, 2020	34,133.38	9752
EBC: 0003845	05/13/2020	ANTHEM BLUE CROSS OF CALIFORNIA	EB CLAIM PAYMENTS CK#716315-CK#716400	9,191.61	9753
EBC: 0003846	05/13/2020	ANTHEM BLUE CROSS OF CALIFORNIA	EB ELECTRONIC CLAIM PAYMENTS EG38189348-EG38189499	198,675.13	9754
Total				7,814,624.74	