

Executive Committee Meeting



YOUR BEST PROTECTION

ACWA JPIA
2100 Professional Drive
Roseville, CA 95661

Friday
June 21, 2024
8:00 a.m.

Chair: Melody A. McDonald, San Bernardino Valley Water Conservation District

Vice-Chair: David A. Drake, Rincon del Diablo Municipal Water District

Ernie Avila, Contra Costa Water District, ACWA VP

Chris Kapheim, Kings River Conservation District

Szu Pei Lu-Yang, Rowland Water District

Scott Ratterman, Calaveras County Water District


Randall J. Reed, Cucamonga Valley Water District

J. Bruce Rupp, Humboldt Bay Municipal Water District

David Wheaton, Citrus Heights Water District

Executive Committee Core Values

Trust | Integrity | Listen | Good of the Whole



YOUR BEST PROTECTION

EXECUTIVE COMMITTEE MEETING

AGENDA

JPIA Executive Conference Room
2100 Professional Drive
Roseville, CA 95661

Executive Committee Core Values

Trust | Integrity | Listen | Good of the Whole

Friday, June 21, 2024 – 8:00 a.m.

Zoom Link Meeting ID: 532 180 4035; Password: 5742; Telephone No.: 1 (669) 900-6833

This meeting shall consist of a simultaneous Zoom teleconference call at the ACWA JPIA, 2100 Professional Drive, Roseville, CA 95661 and the following remote site:

- Avila – 104 Forest Hill Drive, Clayton

WELCOME

CALL TO ORDER AND ANNOUNCEMENT OF QUORUM

PLEDGE OF ALLEGIANCE

EVACUATION PROCEDURES

ANNOUNCE RECORDING OF MEETING This meeting may be recorded to assist in preparation of minutes. Recordings will only be kept 30 days following the meeting, as mandated by the Ralph M. Brown Act.

PUBLIC COMMENT Members of the public will be allowed to address the Executive Committee on any agenda item prior to the Committee's decision on the item. They will also be allowed to comment on any issues that they wish which may or may not be on the agenda. If anyone present wishes to be heard, please let the Chair know.

HYBRID PARTICIPATION GUIDELINES (see last page of the packet)

INTRODUCTIONS

ADDITIONS TO OR DELETIONS FROM THE AGENDA

Presenter

Page#

I. CONSENT AGENDA

McDonald

- * A. Approve the Minutes of the April 26, 2024 and May 6, 2024 Meetings

6

McDonald B. Ratify the JPIA disbursements of: Vendor payments, Employee Benefits claim payments, Payroll, and Summary of Confidential Claims payments for the Liability, Property, & Workers Compensation Programs: March 16-31, 2024; April 1-15, 2024; April 16-30, 2024; May 1-15, 2024; May 16-31, 2024; and June 1-15, 2024.

McDonald C. Approve an Excused Absence for any Executive Committee Member

McDonald D. Appoint Adrienne Beatty as Secretary of the ACWA JPIA **15**

II. ADMINISTRATION

McDonald A. Report on Meetings Attended on Behalf of the JPIA

Beatty * B. Update on Measures That Matter and JPIA Value Statements **16**

III. PROGRAMS

Nogosek * A. Significant Claims Report **29**

Jobe * B. 2024-25 Cyber Liability Renewal **30**

Jobe * C. Underground Storage Tank Pollution Liability Renewal **32**

IV. CALIFORNIA WATER INSURANCE FUND

Drake * A. Review of the California Water Insurance Fund (CWIF) Board of Directors' Meeting Held on May 31, 2024 in Salt Lake City, Utah **33**

V. PERSONNEL COMMITTEE

McDonald * A. Review and take action on recommendations of the Personnel Committee meeting held on June 3, 2024. Action item from this meeting include: **34**

- Approve New Positions and Salary Schedule

VI. WORKERS' COMPENSATION PROGRAM COMMITTEE

Drake * A. Review and take action on recommendations of the Workers' Compensation Program Committee meeting held on June 20, 2024. Action items from this meeting include: **36**

- 2024-25 Memorandum of Coverage (MOC)

- 2024-25 Excess Insurance Renewal
- July 1, 2024 Member Contribution

VII. PROPERTY PROGRAM COMMITTEE

- | | | |
|---------|---|-----------|
| Kapheim | * A. Review and take action on recommendations of the Property Program Committee meeting held on June 20, 2024. Action items from this meeting include: <ul style="list-style-type: none"> • 2024-25 Memorandum of Coverage (MOC) • 2024-25 Reinsurance Renewal • July 1, 2024 Member Contribution | 39 |
|---------|---|-----------|

VIII. MEMBERSHIP

- | | | | |
|---------|--|---------------------|----------------|
| | * A. Review and Take Action on Membership Applications | | |
| | <u>Agency</u> | <u>TIVs/Payroll</u> | <u>Program</u> |
| Watkins | Suisun-Solar
Water Authority | \$7,168,583 | Property |
| | | | 42 |

IX. UPDATES

- | | | |
|----------|------------------|-----------|
| Giammona | * A. ACWA Update | 44 |
| Beatty | * B. CEO Update | 45 |

X. UPCOMING MEETING

- | | | |
|----------|---|-----------|
| McDonald | A. Future Agenda Items | |
| McDonald | * B. Review the Availability of the Committee Members for Upcoming Meeting on July 31, 2024 | 46 |

XI. CLOSED SESSION

- | | |
|---------|--|
| | A. Conference with Legal Counsel (tort liability losses, public liability losses/claims, or workers' compensation liability claims) – Pursuant to Government Code Sec. 54956.95. |
| Nogosek | 1. Scheer v. South Tahoe Public Utilities District (DOL 4/28/23) |
| Villa | 2. Eagle Loma Farms v. CCID (DOL 10/28/23) |
| Villa | 3. Renwick, et.al. v. South Coast Water District (DOL 11/8/22, 3/23/23, 3/27/23) |

ADJOURN

*Related items enclosed.

Americans with Disabilities Act – *The JPIA conforms to the protections and prohibitions contained in Section 202 of the Americans with Disabilities Act of 1990 and the Federal Rules and Regulations adopted in implementation thereof. A request for disability-related modification or accommodation, in order to participate in a public meeting of the JPIA, shall be made to: Chimene Camacho, Executive Assistant to the CEO, ACWA JPIA, PO Box 619082, Roseville, CA 95661-9082; telephone (916) 786-5742. The JPIA's normal business hours are Monday – Friday, 7:30 a.m. to 4:30 p.m. (Government Code Section 54954.2, subdivision. (a)(1).)*

Written materials relating to an item on this Agenda that are distributed to the JPIA's Executive Committee within 72 hours before it is to consider the item at its regularly scheduled meeting will be made available for public inspection at ACWA JPIA, 2100 Professional Drive, Roseville, CA 95661-3700; telephone (916) 786-5742. The JPIA's normal business hours are Monday – Friday, 7:30 a.m. to 4:30 p.m.



Unapproved Minutes

Executive Committee Meeting

ACWA JPIA
2100 Professional Drive
Roseville, CA 95661
(800) 231-5742

April 26, 2024

This meeting was held as a Zoom teleconference call at the ACWA JPIA, 2100 Professional Drive, Roseville, CA 95661 and the following remote sites:

- Avila – 1331 Concord Avenue, Concord
- Drake – 325 Rock Ridge Place, Escondido
- Kapheim – 11101 Avenue 412, Dinuba
- Lu-Yang – 500 N. Brand Blvd., Suite 1850, Glendale
- McDonald – 254 E Valley Street, San Bernardino
- Ratterman – 1216 Magers Rd. San Andreas
- Reed – 6171 Columbus Court, Rancho Cucamonga
- Rupp – 229 Boyle Drive, Eureka
- Wheaton – 6230 Sylvan Road, Citrus Heights

MEMBERS PRESENT

Chair: Melody A. McDonald, San Bernardino Valley Water Conservation District

Vice-Chair: David Drake, Rincon del Diablo Municipal Water District

Ernie Avila, Contra Costa Water District

Chris Kapheim, Kings River Conservation District

Szu Pei Lu-Yang, Rowland Water District

Scott Ratterman, Calaveras County Water District

Randall Reed, Cucamonga Valley Water District

J. Bruce Rupp, Humboldt Bay Municipal Water District

David Wheaton, Citrus Heights Water District

MEMBERS ABSENT

None

STAFF PRESENT

Chief Executive Officer/Secretary: Adrienne Beatty

Erin Bowles, Workers' Compensation Manager

Chimene Camacho, Executive Assistant to the CEO (*Recording Secretary*)

David deBernardi, Director of Finance

Robin Flint, Risk Control Manager

Robert Greenfield, General Counsel

Jennifer Nogosek, Liability/Property Claims Manager

Kevin Phillips, Director of Member Outreach

Dan Steele, Finance Manager
Kayla Villa, Litigation Manager
Tony Waterford, Human Resources Manager

OTHERS IN ATTENDANCE

None.

WELCOME

Chair McDonald welcomed everyone in attendance.

CALL TO ORDER AND ANNOUNCEMENT OF QUORUM

Chair McDonald called the meeting to order at 9:03 a.m. She announced there was a quorum.

PLEDGE OF ALLEGIANCE

Chair McDonald led the Pledge of Allegiance.

ANNOUNCEMENT RECORDING OF MEETING

Chair McDonald announced that the meeting would be recorded to assist in preparation of minutes. Recordings are kept 30 days following the meeting, as mandated by the Ralph M. Brown Act.

PUBLIC COMMENT

Chair McDonald noted that, as the agenda stated, members of the public would be allowed to address the Executive Committee on any agenda item prior to the Committee's decision on that item. Comments on any issues on the agenda, or not on the agenda, were also welcome. None were noted.

INTRODUCTIONS

Chair McDonald introduced the Executive Committee and staff in attendance.

ADDITIONS TO OR DELETIONS FROM THE AGENDA

Chair McDonald asked for any additions to, or deletions from, the agenda. None were noted.

CONSENT AGENDA

All Executive Committee Members were present.

ADMINISTRATION

Report on meetings attended on behalf of the JPIA

Chair McDonald reported attending the State Legislative Committee meetings that she is a member of, as well as ACWA's Region 9 meetings.

UPDATES

AB 2735

Ms. Beatty provided a background on a newly introduced State Assembly Bill 2735, that would allow for investor-owned private corporations to join or form risk pools in California. Details regarding JPIA's opposition and JPIA staff attendance at various State Legislative Committee meetings were reviewed. Ms. Beatty warned of risks and potential long-term implications if the bill is passed.

Suggestions were proposed, aiming to amend the bill to preclude membership of public entities and navigating challenges with potential help from a lobbyist. Further discussion was held on obtaining support from ACWA and CAJPA.

By consensus, the Committee delegated authority to the Chair/Vice Chair to work with staff on the value of engaging a lobbyist for the remainder of the legislative session.

Staff will provide an update at the June Committee meeting.

UPCOMING MEETINGS

Future Agenda items

None

Availability for Next Meeting: The Executive Committee is scheduled to meet next on May 6, 2024, at the Spring Membership Summit in Sacramento.

CLOSED SESSION

Before proceeding into closed session, General Counsel announced the items to be discussed.

M/S/C (Kapheim/Rupp) (Avila-Yes; Kapheim-Yes; Lu-Yang-Yes; Ratterman-Yes; Reed-Yes; Rupp-Yes; Wheaton-Yes; Drake-Yes; McDonald-Yes): That the Executive Committee adjourn to closed session.

At approximately 9:52 a.m., the Executive Committee, upon advice of General Counsel, adjourned to closed session to discuss:

- A. Conference with Legal Counsel (tort liability losses, public liability losses/claims, or workers' compensation liability claims) – Pursuant to Government Code Sec. 54956.95.

- 1. Snavelly v. Sacramento Suburban Water District (DOL 12/19/2019)

M/S/C (Drake/Rupp) (Avila-Yes; Kapheim-Yes; Lu-Yang-Yes; Ratterman-Yes; Reed-Yes; Rupp-Yes; Wheaton-Yes; Drake-Yes; McDonald-Yes): That the Executive Committee reconvene to open session.

The Committee returned to open session at approximately 10:00 a.m.

Closed session item A-1: Snively v. Sacramento Suburban Water District.
No action taken. Direction given to staff.

The Executive Committee meeting adjourned at 10:01 a.m.

Attest:

X

Melody McDonald
Chair

X

Adrienne Beatty
Secretary



Unapproved Minutes

EXECUTIVE COMMITTEE MEETING

Sheraton Grand Hotel
Camellia/Gardenia Rooms
1230 J Street
Sacramento, CA 95814

May 6, 2024

MEMBERS ABSENT

Chair: Melody A. McDonald, San Bernardino Valley Water Conservation District

Vice-Chair: David Drake, Rincon del Diablo Municipal Water District

Ernie Avila, Contra Costa Water District

Chris Kapheim, Kings River Conservation District

Szu Pei Lu-Yang, Rowland Water District

Scott Ratterman, Calaveras County Water District

Randall Reed, Cucamonga Valley Water District

J. Bruce Rupp, Humboldt Bay Municipal Water District

David Wheaton, Citrus Heights Water District

MEMBERS ABSENT

None.

STAFF PRESENT

See attendance list.

OTHERS IN ATTENDANCE

See attendance list.

WELCOME

Chair McDonald welcomed everyone in attendance.

CALL TO ORDER AND ANNOUNCEMENT OF QUORUM

Chair McDonald called the meeting to order at 10:41 a.m. She announced there was a quorum.

PLEDGE OF ALLEGIANCE

Chair McDonald led the Pledge of Allegiance.

EVACUATION PROCEDURES

Ms. Beatty gave the evacuation procedure instructions.

ANNOUNCEMENT OF RECORDING OF MEETING

Chair McDonald announced that the meeting would be recorded to assist in preparation of minutes. Recordings are kept 30 days following the meeting, as mandated by the Ralph M. Brown Act.

PUBLIC COMMENT

Chair McDonald noted that, as the agenda stated, members of the public would be allowed to address the Executive Committee on any agenda item prior to the Committee's decision on that item. Comments on any issues on the agenda, or not on the agenda, were also welcome. None were noted.

INTRODUCTIONS

Chair McDonald introduced the Executive Committee, staff, and others in attendance.

ADDITIONS TO OR DELETIONS FROM THE AGENDA

Chair McDonald asked for any additions to, or deletions from, the agenda. None were noted.

I. CONSENT AGENDA

Chair McDonald called for approval of the Consent Agenda:

M/S/C (Drake/Wheaton) (Avila-Abstain; Kapheim-Yes; Lu-Yang-Yes; Ratterman-Yes; Reed-Yes; Rupp-Yes; Wheaton-Yes; Drake-Yes; McDonald-Yes): That the Executive Committee approve the minutes of the March 21, 2024 meeting; and ratify JPIA disbursements of: Vendor Payments, Employee Benefits Claim Payments, Payroll, And Summary of Confidential Claims Payments for the Liability, Property, & Workers' Compensation Programs: March 16-31, 2024; April 1-15, 2024; and April 16-30, 2024.

II. ADMINISTRATION

Report on Meetings Attended on Behalf of the JPIA

Director Drake reported attending the CICA Conference in Phoenix. Directors McDonald, Rupp, Kapheim, and Ratterman reported attending the AGRiP Conference in Nashville.

III. PROGRAMS

Ancillary Pooled Programs Update

Ms. Jobe presented an overview of the ancillary coverages under the Liability and Property Programs. As a complement to the primary pooled programs, there are a total of nine group purchase programs. The Liability Program's five group purchase programs consist of Cyber, Dam Failure, Fiduciary, Underground Storage Tank (UST), and Environmental Pollution. The Property Program's four group purchase programs are: Difference in Conditions (Earthquake & Flood), Excess Flood, Excess Crime, and Public Officials Bond.

Ms. Jobe conveyed that two of the ancillary programs are being earnestly reviewed by staff. The Excess Crime program currently has 73 member participants and staff is working to educate members with the goal of encouraging greater participation in the program. UST Pollution Liability has 11 participants and a total of 22 storage tanks. Due to the age of the tanks, coverage has been difficult to secure and the JPIA is considering future coverage structure options including, dissolution of the pooled program or exploring a three-year phase out, moving to a pass-through group purchase. The Committee members expressed their concern for the members losing coverage and advised staff to conduct a reasonable way to phase out this program without leaving the members with no coverage options.

Liability and Property Renewal Update

Ms. Jobe provided an update on the upcoming Liability and Property Program renewals.

The Liability Program renews on October 1, 2024. Exposure factors such as social inflation, sexual misconduct, and law enforcement liability are contributing factors plaguing the public sector liability insurance market. Although JPIA members do not have these types of exposures, these factors contribute to the overall reduced capacity in the liability market. In anticipation of the upcoming renewal, staff has met with numerous carriers to educate and expand their knowledge of the JPIA pool exposures by conducting educational tours of member facilities. Ms. Jobe presented the current coverage towers and conveyed that a more detailed comprehensive update will be presented at the next Committee meeting.

The Property Program renews on July 1, 2024, and continues to be challenging due to catastrophic weather events, including wildfire. With an expected continued hard market and increased renewal rates, staff has developed strategies to reduce our attachment point and overall program limits. In addition to meeting carriers from across the U.S. and Europe to ensure their understanding of the JPIA's exposures, staff has coordinated engineering inspections by utility carriers of the largest assets in the JPIA portfolio and facilitated tours of member facilities to provide further education.

IV. EMPLOYEE BENEFITS PROGRAM COMMITTEE

Employee Benefits Program Committee Chair Rupp reported on the agenda items from its meeting on May 6, 2024. Highlights included the state of the market presentation by Alliant, statistical information regarding utilization, and an update on the transition to a new pharmacy benefit manager.

V. UPDATES

CEO Update

Ms. Beatty provided an update on the current events at the JPIA. She provided a brief background on the inception of the Measures That Matter concept and how the Executive Committee gathered value statements from various members starting at the Membership Summit last Fall. JPIA staff also engaged in providing their own value statements as it related to their positions and departments. At their next meeting, the

Executive Committee will be presented with a comprehensive list of value statements and discussion will then commence on measurement and delivery of the statements. Ultimately, value statements will be utilized in developing a JPIA annual report, marketing and communications materials, and to train and guide staff on why the JPIA matters and what members value most.

Ms. Beatty also shared that, to date, she has completed 64 member visits and will continue her personal goal to visit all (non-paper) JPIA members at some point and that opportunities would be taken, whenever possible, to visit and engage with member Boards and staff. If you would like a visit or presentation, do not hesitate to reach out to the JPIA.

VI. UPCOMING MEETINGS

Future Agenda items

None

Availability for Next Meeting: The Executive Committee is scheduled to meet next on June 21, 2024.

The Executive Committee meeting adjourned at 11:46 a.m.

Attest:

X

Melody McDonald
Chair

X

Adrienne Beatty
Secretary

ATTENDEES & JPIA STAFF IN ATTENDANCE – MAY 6, 2024

<u>District / Organization</u>	<u>First Name</u>	<u>Last Name</u>	<u>Position</u>
ACWA JPIA	Laura	Baryak	Event Planner
ACWA JPIA	Adrienne	Beatty	Chief Executive Officer
ACWA JPIA	Erin	Bowles	Workers' Compensation Manager
ACWA JPIA	Mathew	Bunde	Lead Risk Control Advisor
ACWA JPIA	Cynthia	Buschmann	Accountant III
ACWA JPIA	Chimene	Camacho	Executive Assistant (Recording Secretary)
ACWA JPIA	Paula	Christy	Senior Claims Adjuster
ACWA JPIA	Andrew	Corral	Senior Risk Control Advisor
ACWA JPIA	Linda	Craun	Administrative Assistant III
ACWA JPIA	Sarah	Crawford	Training Manager
ACWA JPIA	Cassie	Crittenden	HR Specialist
ACWA JPIA	Debbie	Cruz	Lead Member Services Representative
ACWA JPIA	Adam	Dedmon	Employee Benefits Manager
ACWA JPIA	David	deBernardi	Director of Finance
ACWA JPIA	Robin	Flint	Risk Control Manager
ACWA JPIA	Robert	Greenfield	General Counsel
ACWA JPIA	Kyle	Hutchings	Senior Accountant
ACWA JPIA	Jennifer	Jobe	Director of Pooled Programs
ACWA JPIA	Lindsey	Johnson	Accountant III
ACWA JPIA	Erik	Kowalewski	System Network Administrator
ACWA JPIA	Terry	Lofing	Administrative Assistant III
ACWA JPIA	Dali	Matias	Accountant III
ACWA JPIA	Jennifer	Nogosek	Liability and Property Manager
ACWA JPIA	Molly	Quirk	Communications/Outreach Specialist
ACWA JPIA	Kevin	Phillips	Director of Member Outreach
ACWA JPIA	Jeremy	Sadler	Risk Control Advisor
ACWA JPIA	Olivia	Sayad	Administrative Assistant II
ACWA JPIA	Jillian	Sciancalepore	Administrative Assistant II
ACWA JPIA	Judy	Shiu	Senior Claims Adjuster
ACWA JPIA	Heidi	Sander	Claims Adjuster
ACWA JPIA	Heidi	Singer	Accountant II
ACWA JPIA	Dan	Steele	Finance Manager
ACWA JPIA	Shelley	Tippit	Claims Assistant
ACWA JPIA	Kayla	Villa	Litigation Manager
ACWA JPIA	Chuck	Wagenseller	Risk Control Advisor/Cost Estimator
ACWA JPIA	Tony	Waterford	HR Manager
ACWA JPIA	Nidia	Watkins	Member Services Rep II
ACWA JPIA	Mike	Whitright	IT Support Specialist
ACWA JPIA	Cece	Wuchter	Lead Senior Claims Adjuster
ACWA	Dave	Eggerton	Executive Director
ACWA	Tiffany	Giammona	Senior Director of Operations and Member Engagement
Fresno Metropolitan Flood Control Dist.	Sargeant	Green	Director
Fresno Metropolitan Flood Control Dist.	Peter	Sanchez	General Manager
Humboldt Bay Municipal Water District	John	Friedenbach	General Manager
Mesa Water District	Fred	Bockmiller	Director
Otay Water District	Ryan	Keyes	Director

ACWA JPIA
Appoint Adrienne Beatty as Secretary of ACWA JPIA
June 21, 2024

BACKGROUND

ACWA JPIA Bylaws, Article V. Officers And Employees, Section 1. Officers, states “The officers of the Authority shall be a President, a Vice President, a Chief Executive Officer, a Secretary, an Auditor/Controller, and a Treasurer.” Andy Sells was the Secretary of the ACWA JPIA until his retirement in September 2023.

CURRENT SITUATION

Adrienne Beatty replaced Mr. Sells as the JPIA’s Chief Executive Officer effective October 1, 2024 and, as such, staff is requesting that the Executive Committee appoint Ms. Beatty as new Secretary of the ACWA JPIA.

RECOMMENDATION

That the Executive Committee appoint Adrienne Beatty as Secretary of the ACWA JPIA.

ACWA JPIA
Update on Measures that Matter and JPIA Value
Statements
June 21, 2024

BACKGROUND

On January 29-30, 2024, the Executive Committee participated in a Strategic Planning Session facilitated by Rick Brush, Chief Member Services Officer, for Public Risk Innovation, Solutions, and Management (PRISM). The theme was “Measures that Matter” and Executive Committee members and senior staff gathered to collaboratively create Value Statements that highlight the value of the pool and why the JPIA matters from the perspective of its members. In preparation for the Session, Executive Committee members were asked to come up with their own Value Statements and to connect with other JPIA members to gather feedback and/or Value Statements from them as well.

On April 15-16, 2024, the JPIA leadership team - the CEO, Directors, and Managers – participated in a similar session also facilitated by Mr. Brush. In preparation for the session, Directors and Managers were asked in advance to collaborate with their departments/teams to come up with Value Statements from their unique perspectives as the people delivering services and resources to the membership. The leadership team then reviewed, revised, and selected a more finite list of Value Statements, similar to the process undertaken by the Executive Committee in January.

CURRENT SITUATION

Attached for the Committee’s reference are both the Value Statements created at the January Executive Committee Strategic Planning Session and the April JPIA Staff Leadership Team Session.

The next step in the process will be for the Directors/Managers to work with their teams to identify how to measure each Value Statement. Ultimately then, the goal is to begin collecting data so that Value Statements and derivative data can be used in the development of marketing materials, Committee/Board staff reports and presentation materials, and other written member communications like newsletters, annual reports, training materials, etc. The idea is also that these Value Statements will serve to guide the Executive Committee, Advisory Committees, and JPIA staff as they perform their duties and make decisions for the organization. We also plan to create some kind of tangible reminder of the Value Statements for each Executive Committee member and JPIA employee to have readily available as a resource over time.

Further discussion will occur at the meeting. Feedback and observations from the Committee are welcome.

RECOMMENDATION

None, information only



Executive Committee/Membership Value Statements

1. Commerciality

There is real financial value to being a member of a pool, in particular because of predictable pricing from one year to the next, which is so critical to local public entities. Although pools would never point to this value as singular and may call it by different names, commerciality (or “economic value” if you prefer) is important. In simple terms, think of this as the contribution a member entity pays in return for coverages and services the pool provides.

Value Statements

1. JPIA is built on a foundation of trust with promises fulfilled, inclusive and equitable for each member agency, to help build communities that thrive and prosper.
2. Membership in JPIA provides access to broader coverage and additional services that might be more expensive or unavailable in the commercial insurance market, such as inverse condemnation, catastrophic claims protection, and cyber risk management services.
3. JPIA’s captive, CWIF, is a financial mechanism that promotes its commerciality. It allows JPIA to distance its programs from the commercial market by providing reinsurance for selected layers of coverage.
4. JPIA offers specialized loss prevention and risk mitigation programs tailored to the members’ needs, whether your district is urban, rural, or agricultural.
5. JPIA offers value-added services such as legal support, claims advocacy, and risk assessments which help members manage their risks more effectively.
6. JPIA’s industry-specific knowledge and experience allows the pool to quickly, accurately, and efficiently evaluate and resolve claims.



2. Shaping Markets

The value pools have in shaping markets is often underappreciated. To meet the unique risks of public entity operations, pools innovate coverage that the commercial market does not. And the very presence of a pool influences market pricing, providing members with an important benchmark against which to measure options (although it's hard to find alternatives that can match a pool's coverage and service for the price).

Value Statements

1. JPIA can accomplish what individual agencies cannot when it comes to competitive pricing because of its economies of scale.
2. JPIA addresses the specific risks of its members' operations by innovating coverage that exceeds conventional commercial market offerings.
3. JPIA tailors its services to meet the distinct needs of its members, providing solutions that aren't readily available elsewhere.



3. Member Relationships

The nature of the relationship between JPIA and its members is an obvious value to those who work within this symbiotic exchange. Most pools view their organizational priority as supporting public entities to deliver critical infrastructure and services. Offering coverage, managing claims, and delivering risk management advice and training are merely methods by which pools deliver on that broader purpose.

Value Statements

1. When members speak, JPIA listens.
2. JPIA's relationship with members goes beyond offering insurance coverage and risk management services. JPIA works hand in hand with members to enhance their capacity to deliver essential services and protect infrastructure. JPIA's support enables its members to fulfill their missions more effectively.
3. Members receive the benefit of the JPIA staff working as an extension of the members' own teams with respect to risk management and claims processing.



4. Community Relationship

A significant area of value that is often understated by pools is the benefit they bring to broader community relationships. By working as an extension of the public entities they serve and guiding local decision-makers toward balanced review of risk and reward, pools deliver important value to every community and every taxpayer. This value is even evident in something as seemingly transactional as a claim payment. A commercial insurance company measures a claim by the financial liability it wants to avoid. A pool measures a claim by the investment it will make into bettering the public services provided by its members.

Value Statements

1. Members benefit from the JPIA's focus on pooled risk over profits and the idea we all succeed together.
2. The partnership approach ensures the community's well-being remains at the forefront, enabling members to navigate risks effectively by considering the broader impact on their communities.
3. By offering comprehensive coverage, managing claims, and providing ongoing risk management advice and training, JPIA empowers members to focus on delivering vital services.



5. Public Sector Ecosystem

AGRiP describes the pooling community as highly collaborative and there's evidence of this in every good idea shared between pools. This is an example of the value pools create through participation in a public sector ecosystem. In addition to this pool-to-pool sharing, pools create an environment in which their local public entity members can share best practices and work together to improve the services they provide.

Value Statements

1. JPIA collaborates with its members through training programs, enabling them to network and learn from each other.
2. The JPIA Leadership Program helps sow the seeds for future leadership in the water community.
3. JPIA's sharing of best practices, innovative approaches, and successful strategies benefits all members.
4. JPIA's communication of new risks, trends, and mitigation processes are memorialized in best practices.



6. Ethics and Mindset

Pooling ethics and mindset is an important value and behavioral norm. While commercial insurers and the private sector might focus on meeting ESG goals and virtue signaling, we simply point to our “pooling culture.” Pooling culture is about service outcomes and relationships, not profit. It’s about transparency and equitable allocation of costs and benefits. It’s about stability and predictability.

Value Statements

1. The pool exists to provide members with excellent coverage and service at the greatest value.
2. JPIA’s culture centers on transparency and equitable treatment; there’s a commitment to openness in operations, decision-making, and the allocation of costs and benefits.
3. As a public entity, JPIA’s focus is on maintaining stable and predictable pricing structures; financial stability, not profit.



JPIA Leadership Team/Staff Value Statements

1. Commerciality

There is real financial value to being a member of a pool, in particular because of predictable pricing from one year to the next, which is so critical to local public entities. Although pools would never point to this value as singular and may call it by different names, commerciality (or “economic value” if you prefer) is important. In simple terms, think of this as the contribution a member entity pays in return for coverages and services the pool provides.

Value Statements

1. Our members value our long-term rate stability and consistency.
2. JPIA’s retrospective contribution adjustment (RCA) process is fair and equitable; members can expect any excesses in collected premiums to be distributed back to their Rate Stabilization Funds.
3. Our members benefit from expansive coverage and robust benefit plan options tailored to California water agencies at the lowest possible rates.
4. Training in best practices and prevention measures is provided as an included benefit to members, to reduce risk-related financial exposures.
5. Our meticulous, experienced, in-house claims management approach, utilizing skilled defense attorneys uniquely qualified in defending against water-related claims, not only reduces financial liabilities for our members, but also enhances their financial stability, allowing them to allocate resources effectively towards their core missions.



2. Shaping Markets

The value pools have in shaping markets is often underappreciated. To meet the unique risks of public entity operations, pools innovate coverage that the commercial market does not. And the very presence of a pool influences market pricing, providing members with an important benchmark against which to measure options (although it's hard to find alternatives that can match a pool's coverage and service for the price).

Value Statements

1. JPIA's unique reserving strategies, like our catastrophic funds and captive, offer price volatility protection for the pool in times of rising commercial insurance costs.
2. JPIA's comprehensive underwriting and risk management practices allow the JPIA to retain more risk which ultimately affects market pricing and enhances negotiating power.
3. JPIA's longevity and history with its members provides JPIA staff with the ability to conduct predictive analysis when assessing possible new members and mitigates the pool's risk.
4. The Risk Management team maintains and continually improves upon our Commitment to Excellence (C2E) Program best practices to support our long-term outreach effort to help members reduce the JPIA's most frequent and costly losses.
5. JPIA offers specialty benefit plan enhancements that strengthen our members' ability to recruit and retain valuable employees.



3. Member Relationships

The nature of the relationship between JPIA and its members is an obvious value to those who work within this symbiotic exchange. Most pools view their organizational priority as supporting public entities to deliver critical infrastructure and services. Offering coverage, managing claims, and delivering risk management advice and training are merely methods by which pools deliver on that broader purpose.

Value Statements

1. Prompt, reliable, and live professional support is provided to members by JPIA's dedicated staff.
2. JPIA is a trusted partner prioritizing personalized attention and proactive communication with our members, delivering tailored services, expert guidance, and unwavering support to achieve optimal outcomes.
3. A majority of services and resources provided by JPIA are in-house and specialized to the water industry.
4. JPIA promotes safe workplace behavior and operations through a variety of educational programs, trainings, and grant opportunities rewarding members for participating in risk-reducing actions.
5. JPIA members in Workers' Comp, Property, or Liability Programs are assigned a full-time Risk Advisor with expertise in water industry-specific and workplace safety knowledge.



4. Community Relationship

A significant area of value that is often understated by pools is the benefit they bring to broader community relationships. By working as an extension of the public entities they serve and guiding local decision-makers toward balanced review of risk and reward, pools deliver important value to every community and every taxpayer. This value is even evident in something as seemingly transactional as a claim payment. A commercial insurance company measures a claim by the financial liability it wants to avoid. A pool measures a claim by the investment it will make into bettering the public services provided by its members.

Value Statements

1. JPIA members value regional training programs that promote learning and collaboration with neighboring districts through the JPIA Professional Development Program and Leadership Essentials for the Water Industry Program.
2. JPIA staff are seen as leaders in the industry and share their expertise by participating in and presenting at local, State, and national industry events.
3. We empower member communities by providing risk management and safety support, enabling them to make informed decisions and take proactive measures to enhance their quality of life.
4. JPIA competitive pricing affords members more budget dollars to provide cost-effective services to their communities.
5. By providing valuable employee benefits to member employees and their families, we ensure healthy community members.
6. The time we spend delivering services and resources to our members means more time they can spend supporting their communities.



5. Public Sector Ecosystem

AGRiP describes the pooling community as highly collaborative and there's evidence of this in every good idea shared between pools. This is an example of the value pools create through participation in a public sector ecosystem. In addition to this pool-to-pool sharing, pools create an environment in which their local public entity members can share best practices and work together to improve the services they provide.

Value Statements

1. JPIA staff serve in leadership roles with CAJPA and AGRiP helping to shape industry policies and practices. Through participation with CAJPA's Legislative Committee, the JPIA has a voice on proposed legislation or regulatory changes of interest to risk-sharing pools.
2. JPIA staff collaborates with public pooling programs across the Country to ensure they are up to date in most recent trends to best support our agencies.
3. JPIA provides speakers and education to the public sector ecosystem, sharing key lessons and best practices.
4. We foster a culture of continuous improvement within the public sector ecosystem, facilitating the exchange of knowledge and encouraging the development of expertise to achieve shared goals.



6. Ethics and Mindset

Pooling ethics and mindset is an important value and behavioral norm. While commercial insurers and the private sector might focus on meeting ESG goals and virtue signaling, we simply point to our “pooling culture.” Pooling culture is about service outcomes and relationships, not profit. It’s about transparency and equitable allocation of costs and benefits. It’s about stability and predictability.

Value Statements

1. JPIA’s triennial award of CAJPA Accreditation with Excellence and AGRIP Recognition and the annual GFOA Certificate of Achievement in Excellence in Financial Reporting gives members the peace of mind that the pool is operating at or above the highest industry standards.
2. Our commitment to integrity, transparency, and ethical conduct guides every decision and action, fostering a culture of accountability and trust within our organization and the communities we serve.
3. JPIA continually evaluates our members’ exposures to ensure we are offering the broadest coverages for existing and emerging exposures.
4. JPIA embraces professional educational standards, including continuing education, to ensure the collective expertise of staff to provide comprehensive guidance to our members.
5. JPIA offers training resources to all members, regardless of program participation. Every member benefits when all JPIA members are well-trained, managed, and thriving.

ACWA JPIA
Significant Claims
June 21, 2024

BACKGROUND

Pursuant to Government Code Section 54957(a)(1)(B), the following matters were concluded upon direction of the Executive Committee.

CURRENT SITUATION

Hernandez and Mora vs. Madera Irrigation District (8/06/2020)

The loss involves a collision between a District-operated pickup truck, which collided with a Gator, and an ATV being operated by the claimants. Documented economic damages were \$1,570,000. The claims were resolved at mediation for \$750,000 for all plaintiffs.

Mantecon vs. Moulton Niguel WD (6/1/2020)

This claim involves six landowners who claim their property is having significant land movement due to leaks in the District's pipes. There is well-documented damage to these properties. These claims have been resolved for \$7,500,000.

Snavelly vs. Sacramento Suburban Water District (12/19/2019)

The plaintiff was an employee of Sonitrol working at a District pump house installing security cameras. The plaintiff fell through a skylight at the facility. Plaintiff had significant injuries including severe traumatic brain injuries. The plaintiff and his wife resolved the matter at mediation for \$2,750,000.

Johnson vs. Central Water District (10/13/2021)

This claim involved injuries to a 30-year-old painter who was injured when he was rear-ended by a District vehicle. The plaintiff sustained a neck and head injury incurring \$44,607 in medical expenses and another \$886,725 in recommended future treatment. The claim settled at mediation for \$395,000.

Cooney vs. Water Employee Services Authority (12/18/2023)

This claim occurred when the Authority's sewer line broke and allowed sewage onto the claimant's property which included a custom built-pool, outdoor kitchen, and sand beach. The claim settled for \$201,594.91.

RECOMMENDATION

None, information only.

ACWA JPIA
2024-25 Cyber Renewal
June 21, 2024

BACKGROUND

The Cyber Liability Program is a fully-insured, group purchase program renewing July 1 of each year. The Program provides coverage to members that have taken affirmative action to participate by completing an application and paying the premium.

The 2023-24 renewal benefited from a significant softening of the cyber liability market and the JPIA received multiple quotes, ultimately selecting a new insurer, Coalition. Under Coalition, the Program recognized a premium savings of approximately \$385,000 and received enhanced coverages and sub-limits. To enhance the Program and provide members with much-needed cyber risk management resources, the premium cost savings was applied toward the purchase of KnowBe4 and KYND, by charging Program members a proportionate share of the premium comparable to the cost of the expiring policy, effectively ensuring a 0% increase in cost over the prior year.

CURRENT SITUATION

Following years of rising premiums and limited market capacity, the 2023-24 renewal benefited from expanded market capacity, thus resulting in flat or declining rates. The 2024-25 cyber market has matured to a level where policy holders and insurers have gained valuable insights into how cyber threats manifest into claims. This enhanced level of understanding coupled with carrier competition helped to keep pricing contained and drove a continued expansion of market capacity.

Coalition, JPIA's incumbent insurer, conducts regular security scans to ensure protection against critical security findings. During the 2023-24 program year, Coalition identified 20 member agencies with critical security vulnerabilities. The demonstration of a commitment to a long-term partnership coupled with sound loss mitigation practices will often result in more favorable renewal terms. As such, staff, along with Coalition's technical team, worked with members to address each of the identified vulnerabilities to Coalition's satisfaction. In turn, Coalition has afforded the JPIA some concessions including a streamlined renewal process and policy documents that favor the JPIA's large group-purchase program.

For the 2024-25 program year, Coalition has quoted flat renewal pricing of \$700,000 with terms similar to that of expiring:

- Limit: \$5M aggregate / \$3M per member
- Retention: \$100,000 (> \$10M TIV) / \$50,000 (<\$10M TIV)

It should be noted that, at present, some members' identified critical vulnerabilities remain outstanding and as such, a sublimit of \$250,000 will apply to all first-party losses, until the outstanding vulnerabilities are addressed to Coalition's satisfaction.

With regard to the Program's risk management resources, on June 21, 2023, the Executive Committee approved the purchase of KYND and KnowBe4. These resources are intended to aid members in bolstering resiliency from cyber-related threats. The cost savings recognized with the 2023-24 renewal allowed JPIA to purchase the complementary services at no additional cost to members. The JPIA entered into five-year agreements with KYND and KnowBe4, effective July 1, 2023, and continues to work with members to implement, administer, and manage these services.

At the time of writing, renewal discussions continue and additional details regarding Coalition's quote will be presented at the meeting.

RECOMMENDATION

That the Executive Committee approve purchasing the 2024-25 Cyber Liability policy offered by Coalition and authorize staff to charge Cyber Program members a proportionate share of the expiring year's contribution cost.

ACWA JPIA
2024-25 Underground Storage Tank
Pollution Liability Renewal
June 21, 2024

BACKGROUND

Federal regulations require Underground Storage Tank (UST) operators to demonstrate sufficient fiscal resources are in place should an owned UST spill, overflow, or leak causing contamination to occur.

Beginning in 1992-93, the JPIA began a group-purchase of UST Pollution Liability coverage to protect members' exposures. Coverage for environmental incidents causing bodily injury, property damage, or clean-up included \$1,000,000 in limits and a \$500,000 per loss deductible. As a measure to spread the risk of loss and ease the financial burden across program participants, in 1995-96, the JPIA enhanced the program by implementing a primary pooled layer of \$500,000 with a per loss deductible of \$10,000.

As the cumulative age of participating members' tanks grew older, in 2010-11, the Executive Committee approved an increase in policy limits to \$3,000,000 with a continued per loss deductible of \$500,000. As the pooled program accumulated equity, in 2020-21, a distribution for program years 1995-96 and 1996-97 was approved via the Retrospective Contribution Adjustment (RCA) process.

CURRENT SITUATION

Currently, 11 members with 22 tanks participate in the UST Pollution Liability Program. Of the 22 tanks, 21 are 20+ years old. The result of aged tanks is that securing cost-effective coverage becomes increasingly more difficult with each renewal as insurers continue to push for decreased limits and increased premiums and deductibles.

To determine how best to serve the needs of the membership, staff met with agency representatives via a virtual "Town Hall" to discuss future program structure. Some suggested coverage structure changes included: 1) 2024-25 dissolution of the pooled program and distribution of equity; and 2) a 3-year rollback of the program and move to a group-purchase, pass-through program.

It was determined that due to several considerations, including tank ages; coverage restrictions; fiscal impact of removal and/or conversion; and the timing of capital improvement plans, continued evaluation and consideration of any programmatic changes should take place. Staff was asked to renew the 2024-25 coverage per expiring and continue to meet with agency representatives over the course of the 2024-25 program year in order to reach a viable solution in advance of the 2025-26 renewal.

RECOMMENDATION

None, information only.

Prepared by: Jennifer Jobe, Director of Pooled Programs

Date prepared: June 10, 2024



California Water Insurance Fund

CWIF exists for the sole purpose of advancing and supporting the insurance and risk management needs and insurance-related support programs of the ACWA JPIA.

Shareholder and Board of Directors' Meeting AGENDA

Holland & Hart
222 South Main Street, Suite 2200
Salt Lake City, Utah 84101

Friday, May 31, 2024 – 9:00 AM

<u>Presenter</u>			<u>Page #</u>
Beatty	*	1. Shareholder Approval and Ratification of Newly Elected Board Members	3
Morris	*	2. Approve the Minutes of the November 27, 2023 Meeting	4
Drake	*	3. Update from CICA Conference Held on March 10-12, 2024	7
Beatty	*	4. Program Status	13
PFM	*	5. PFM Investment Portfolio Update	18
deBernardi	*	6. Review and Take Action on the 2022/23 Audited Financial Statements	38
deBernardi	*	7. Revise Dividend Policy	72
Morris		8. Discuss Next Meeting Date on June 21, 2024	

ADJOURN

**Related items enclosed.*



PERSONNEL COMMITTEE MEETING

AGENDA

[Zoom Link](#)

Meeting ID: 532 180 4035

Password: 5742

Telephone No.: 1 (669) 900-6833

Monday, June 3, 2024, 10:00 AM

This meeting shall consist of a simultaneous Zoom teleconference call at the ACWA JPIA, 2100 Professional Drive, Roseville, CA 95661 and the following remote sites:

- Drake – 325 Rock Ridge Place, Escondido
- McDonald – 254 E Valley Street, San Bernardino
- Rupp – 229 Boyle Drive, Eureka

WELCOME

CALL TO ORDER AND ANNOUNCEMENT OF QUORUM

PUBLIC COMMENT Members of the public will be allowed to address the Personnel Committee on any agenda item prior to the Committee's decision on the item. They will also be allowed to comment on any issues that they wish which may or may not be on the agenda. If anyone present wishes to be heard, please let the Chair know.

INTRODUCTIONS

ADDITIONS TO OR DELETIONS FROM THE AGENDA

<u>Presenter</u>			<u>Page#</u>
McDonald	*	I. Approve the Meeting Minutes of January 8, 2024	4
Beatty	*	II. Review Staffing Activities	7
Beatty	*	III. Review Staffing Status	9
Beatty	*	IV. Review and Take Action on New Positions and Updated Salary Schedule	11
Beatty	*	V. Update on Future Positions and Office Space	30

Preliminary Agenda issued: May 1, 2024

Final Agenda issued: May 28, 2024

Presenter

Page#

Beatty * VI. CEO Update

31

McDonald * VII. Discuss Next Meeting Date: September 4, 2024


32

ADJOURN

*Related items enclosed.

Americans With Disabilities Act – The ACWA JPIA conforms to the protections and prohibitions contained in Section 202 of the Americans with Disabilities Act of 1990 and the Federal Rules and Regulations adopted in implementation thereof. A request for disability-related modification or accommodation, in order to participate in a public meeting of the ACWA JPIA, shall be made to: Chimene Camacho, Executive Assistant, ACWA JPIA, P.O. Box 619082, Roseville, CA 95661-9082; telephone (916) 786-5742. ACWA JPIA's normal business hours are Monday – Friday, 7:30 a.m. to 4:30 p.m. (Government Code Section 54954.2, subdivision. (a)(1).)

Written materials relating to an item on this Agenda that are distributed to the ACWA JPIA Personnel Committee within 72 hours before it is to consider the item at its regularly scheduled meeting will be made available for public inspection at ACWA JPIA, 2100 Professional Drive, Roseville, CA 95661-3700; telephone (916) 786-5742. ACWA JPIA's normal business hours are Monday – Friday, 7:30 a.m. to 4:30 p.m.



YOUR BEST PROTECTION

WORKERS' COMPENSATION PROGRAM COMMITTEE MEETING

AGENDA

JPIA Executive Conference Room
2100 Professional Drive
Roseville, CA 95661

Thursday, June 20, 2024 – 1:00 p.m.

Zoom Link Meeting ID: 532 180 4035; Password: 5742; Telephone No.: 1 (669) 900-6833

This meeting shall consist of a simultaneous Zoom teleconference call at the ACWA JPIA, 2100 Professional Drive, Roseville, CA 95661, and the following remote sites:

- Green – 6151 Kimberly Drive, Huntington Beach
- Pacheco – Real Palácio, Rua Tomás Ribeiro 115, Lisboa, Portugal

WELCOME

CALL TO ORDER AND ANNOUNCEMENT OF QUORUM

PLEDGE OF ALLEGIANCE

EVACUATION PROCEDURES

ANNOUNCEMENT OF RECORDING OF MEETING This meeting may be recorded to assist in preparation of minutes. Recordings will only be kept 30 days following the meeting, as mandated by the Ralph M. Brown Act.

PUBLIC COMMENT Members of the public will be allowed to address the Workers' Compensation Program Committee on any agenda item prior to the Committee's decision on the item. They will also be allowed to comment on any issues that they wish which may or may not be on the agenda. If anyone present wishes to be heard, please let the Chair know.

HYBRID PARTICIPATION GUIDELINES

INTRODUCTIONS

ADDITIONS TO OR DELETIONS FROM THE AGENDA

I. CONSENT AGENDA

- Drake * A. Approve the Minutes of the June 20, 2023 Meeting

II. ADMINISTRATION

- All A. Report on Meetings Attended on Behalf of the JPIA

III. PROGRAM UPDATES

- Jobe * A. Membership Report
- Bowles * B. Claims Department Update and Trends
- Phillips * C. Risk Management Update

IV. COVERAGE AND CONTRIBUTIONS

- Jobe * A. Review and Provide Recommendation Regarding the 2024-25 Memorandum of Coverage (MOC)
- Jobe * B. Review and Provide Recommendation Regarding the 2024-25 Workers' Compensation Program Excess Insurance Renewal
- deBernardi * C. Review and Provide Recommendation Regarding the 2024-25 Member Contributions

V. STAFF UPDATES

- Jobe * A. Director of Pooled Programs Update

VI. UPCOMING MEETING


- Drake * A. There are no additional meetings scheduled for the remainder of the year.

ADJOURN

*Related items enclosed.

Americans with Disabilities Act – The JPIA conforms to the protections and prohibitions contained in Section 202 of the Americans with Disabilities Act of 1990 and the Federal Rules and Regulations adopted in implementation thereof. A request for disability-related modification or accommodation, in order to participate in a public meeting of the JPIA, shall be made to: Jillian Sciancalepore, Administrative Assistant III, ACWA JPIA, PO Box 619082, Roseville, CA 95661-9082; telephone (916) 786-5742. The JPIA's normal business hours are Monday – Friday, 7:30 a.m. to 4:30 p.m. (Government Code Section 54954.2, subdivision. (a)(1).)

Written materials relating to an item on this Agenda that are distributed to the JPIA's Workers' Compensation Program Committee within 72 hours before it is to consider the item at its regularly scheduled meeting will be made available for public inspection at ACWA JPIA, 2100 Professional Drive, Roseville, CA 95661-3700; telephone (916) 786-5742. The JPIA's normal business hours are Monday – Friday, 7:30 a.m. to 4:30 p.m.



YOUR BEST PROTECTION

PROPERTY PROGRAM COMMITTEE MEETING

AGENDA

JPIA Executive Conference Room
2100 Professional Drive
Roseville, CA 95661

Thursday, June 20, 2024 – 3:00 p.m.

Zoom Link Meeting ID: 532 180 4035; Password: 5742; Telephone No.: 1 (669) 900-6833

This meeting shall consist of a simultaneous Zoom teleconference call at the ACWA JPIA, 2100 Professional Drive, Roseville, CA 95661, and the following remote sites:

- Huckaby, 10326 Fair Oaks Boulevard, Fair Oaks
- Lee, 1300 Valley Vista Drive #100, Diamond Bar
- West, 7385 Santa Rosa Road, Camarillo

WELCOME

CALL TO ORDER AND ANNOUNCEMENT OF QUORUM

PLEDGE OF ALLEGIANCE

EVACUATION PROCEDURES

ANNOUNCEMENT OF RECORDING OF MEETING This meeting may be recorded to assist in preparation of minutes. Recordings will only be kept 30 days following the meeting, as mandated by the Ralph M. Brown Act.

PUBLIC COMMENT Members of the public will be allowed to address the Property Program Committee on any agenda item prior to the Committee's decision on the item. They will also be allowed to comment on any issues that they wish which may or may not be on the agenda. If anyone present wishes to be heard, please let the Chair know.

HYBRID PARTICIPATION GUIDELINES

INTRODUCTIONS

ADDITIONS TO OR DELETIONS FROM THE AGENDA

I. CONSENT AGENDA

- Kapheim * A. Approve the Minutes of the March 20, 2024 Meeting

II. ADMINISTRATION

- All A. Report on Meetings Attended on Behalf of the JPIA

III. LOSS REPORTS

- Greenfield * A. Review of Property Claims Trends

IV. COVERAGE AND CONTRIBUTIONS

- Jobe * A. Review and Provide Recommendation Regarding the 2024-25 Memorandum of Coverage (MOC)

- Jobe * B. Review and Provide Recommendation Regarding the 2024-25 Property Program Reinsurance Renewal

- deBernardi * C. Review and Provide Recommendation Regarding the 2024-25 Member Contributions

- Jobe * D. AMP Property Risk Software Update

V. STAFF UPDATES

- Nogosek * A. Property Claims Department Update

- Jobe * B. Director of Pooled Programs Update

VI. UPCOMING MEETING

- Kapheim * A. There are no additional meetings scheduled for the remainder of the year.

ADJOURN

*Related items enclosed.

Americans with Disabilities Act – The JPIA conforms to the protections and prohibitions contained in Section 202 of the Americans with Disabilities Act of 1990 and the Federal Rules and Regulations adopted in implementation thereof. A request for disability-related modification or accommodation, in order to participate in a public meeting of the JPIA, shall be made to: Jillian Sciancalepore, Administrative Assistant III, ACWA JPIA, PO Box 619082, Roseville, CA 95661-9082; telephone (916) 786-5742. The JPIA's normal business hours are Monday – Friday, 7:30 a.m. to 4:30 p.m. (Government Code Section 54954.2, subdivision. (a)(1).)

Written materials relating to an item on this Agenda that are distributed to the JPIA's Property Program Committee within 72 hours before it is to consider the item at its regularly scheduled meeting will be made available for public inspection at ACWA JPIA, 2100 Professional Drive, Roseville, CA 95661-3700; telephone (916) 786-5742. The JPIA's normal business hours are Monday – Friday, 7:30 a.m. to 4:30 p.m.

ACWA JPIA
Membership Approval Request
June 21, 2024

AGENCY INFORMATION

Suisun-Solano Water Authority
Vacaville, CA
Solano County

Program

Liability
Property

Join Date

July 1, 2000
Applying

Date Formed: 1988
Type of Agency: Special District
Date Joined ACWA: 2000

LINES OF COVERAGE

Program

Property

TIVs/Payroll

\$7,168,583

Quoted Contribution

\$10,495

Current

Carrier

None

BACKGROUND

Suisun-Solano Water Authority (SSWA) was formed on December 31, 1988. Its formation was organized and established by several formalized agreements between the City of Suisun and Solano Irrigation District (SID). The agreements, dating back to 1976, called for joint operation of various facilities for the treatment and delivery of potable water to customers of the City and some unincorporated areas. While some of the facilities were separately owned by SID and the City, other facilities were jointly constructed and owned.

SID performs all the operations and maintenance, including the Cement Hill Treatment Plant, line maintenance and repair, and oversight of any contracted construction. Additionally, SID employees do the meter reading.

The City does the billing and collection for SSWA. SID and the City each bill SSWA on a cost-plus overhead basis for their services. The revenues are divided between SID and the City. SSWA serves a total of 7,165 customers, including 132 commercial/industrial connections. The residential population is approximately 25,000. Annual deliveries are approximately 4,350 acre-feet. The water source is SID's Putah South Canal and a City-owned well.

SSWA joined the JPIA Liability Program on July 1, 2000. SSWA is a member in good standing with two (2) liability claims, both of which are closed.

RISK MANAGEMENT

Risk Management Advisor(s): Robin Flint, Risk Control Manager

Date of Risk Assessment: February 5, 2024

A risk assessment was conducted to determine substantial conformance with the JPIA's Commitment to Excellence (C2E) Program, JPIA best practices, occupational safety and health standards, and consensus with public agency loss control methods.

Overall, a favorable opinion was developed about the staff and operations of the SSWA. Should SSWA join the Property Program, a service plan will be implemented beginning July 2024 to complement the District's safety and risk management program with ACWA JPIA resources.

RECOMMENDATION

That the Executive Committee approve Suisun-Solano Water Authority's application for participation in the Property Program, effective July 1, 2024.

ACWA JPIA
ACWA Update
June 21, 2024

BACKGROUND

This is a standing item on Executive Committee agendas.

CURRENT SITUATION

ACWA Senior Director of Operations & Member Engagement, Tiffany Giammona, will update the Executive Committee on ACWA's relevant current issues and events.

RECOMMENDATION

None, information only.

ACWA JPIA
CEO Update
June 21, 2024

BACKGROUND

This is a standing item on Executive Committee agendas.

CURRENT SITUATION

The JPIA's Chief Executive Officer will update the Executive Committee on relevant current issues and potential future opportunities and challenges.

RECOMMENDATION

None, information only.

ACWA JPIA MEETINGS & CONFERENCE CALENDAR – 2024

MEETING DATES	BOARD OF DIRECTORS	EXECUTIVE	PERSONNEL	FINANCE & AUDIT	PROGRAMS				RISK MGMT	CWIF
					Emp. Benefits	Liability	Property	Work Comp		
JAN 8			10:00 AM ZOOM							
JAN 17									1:00 PM	
JAN 18		8:00 AM								
JANUARY 29-30- STRATEGIC PLANNING SESSION - SAN DIEGO										
MAR 20				1:00 PM		10:30 AM	3:00 PM			
MAR 21		8:30 AM								
APRIL 26		9:00 AM ZOOM								
MAY 6	1:45 PM	10:30 AM			9:00 AM					
MAY 7-9 ACWA SPRING CONFERENCE – SACRAMENTO										
MAY 31										10:00 AM UTAH
JUNE 3			11:00 AM							
JUNE 20							3:00 PM	1:00 PM		
JUNE 21		8:00 AM								11:00 AM
JULY 31		1:00 PM			9:30 AM					
SEPT 4			10:00 AM							
SEPT 25				1:00 PM		3:00 PM				
SEPT 26		8:00 AM								11:00 AM
OCT 16		1:00 PM								
DEC 2	1:00 PM	10:00 AM								8:30 AM
DECEMBER 3-5 ACWA FALL CONFERENCE – PALM DESERT										

- AGRiP Governance Conference, Nashville, TN – March 3-6, 2024
- CICA Conference, Scottsdale, AZ – March 10-12, 2024
- CAJPA Conference, Lake Tahoe – September 10-13, 2024



Hybrid Meeting Participation Guidelines

For Remote Meeting Participants

Remember to mute yourself until you are ready to speak.

If you have a question or comment, raise your hand in Zoom.

To raise or lower your hand:

1. For PC users:
 - a. Press 'Alt-Y' on your keyboard
 - b. Or go to 'Reactions' on your Zoom screen
2. For IPAD users, go to 'More'.
3. For telephone (audio only) users, press * then 9.

For In-House Meeting Participants

Remember to use your microphone when speaking.

- Remote participants will not hear you if you don't.
- Before speaking, check that your mic is unmuted (green light).

For in-house participants that do not have a microphone, please wait for the mic runner before speaking.

Company name: JPIA
Report name: Check register
Created on: 5/1/2024
Agency: 1--JPIA

Bank	Date	Payee	Document no.	Amount	Cleared
CBTGen_1961 - California Bank & Trust					
	3/20/2024	V000693--PAYLOCITY CORPORATION		1,299.16	In Transit
	3/20/2024	V000654--OCCU-MED, LTD.	3585	27,175.50	In Transit
	3/20/2024	V001476--MOBILE-MED WORK HEALTH SOLUTIONS INC	3583	1,000.00	In Transit
	3/20/2024	V000984--U.S. POSTAL SERVICE (QUADIENT-POC)	3590	4,000.00	In Transit
	3/20/2024	V001537--Mountain Counties Water Resources Association	3584	1,000.00	In Transit
	3/20/2024	V001317--SHELLEY TIPPIT	3587	18.85	In Transit
	3/20/2024	V000800--ROSEVILLE POLICE OFFICERS ASSOCIATION	3586	500.00	In Transit
	3/20/2024	V001320--THEBEST CLAIMS SOLUTIONS	3589	1,453.13	In Transit
	3/20/2024	V001267--INDOOR ENVIRONMENTAL SERVICES	3581	3,210.79	In Transit
	3/20/2024	V001056--CPS HR CONSULTING	3580	1,125.00	In Transit
	3/20/2024	V000986--UNITED STATES TREASURY	3591	265.00	In Transit
	3/20/2024	V000901--STANDARD INSURANCE COMPANY 1	3588	5,240.73	In Transit
	3/20/2024	V000400--ISO SERVICES, INC.	3582	767.20	In Transit
	3/21/2024	V000135--CALIFORNIA BANK AND TRUST		1,016.19	In Transit
	3/21/2024	V000534--LINCOLN FINANCIAL GROUP		2,898.08	In Transit
	3/21/2024	V000035--AMERICAN FUNDS GROUP		236.50	In Transit
	3/21/2024	V000693--PAYLOCITY CORPORATION		237,317.16	In Transit
	3/21/2024	V000165--CENTERVILLE COMMUNITY SERVICES DIST.	3593	10,000.00	In Transit
	3/21/2024	V000306--ELSINORE VALLEY MUNICIPAL WATER DISTRICT	3595	3,500.00	In Transit
	3/21/2024	V000031--ALTA IRRIGATION DISTRICT	3592	10,000.00	In Transit
	3/21/2024	V001008--WALNUT VALLEY WATER DISTRICT	3603	10,000.00	In Transit
	3/21/2024	V000764--RIO ALTO WATER DISTRICT	3599	10,000.00	In Transit
	3/21/2024	V000659--ORCHARD DALE WATER DISTRICT	3597	10,000.00	In Transit
	3/21/2024	V000815--SACRAMENTO SUBURBAN WATER DISTRICT	3600	10,000.00	In Transit
	3/21/2024	V000743--RECLAMATION DISTRICT # 1004	3598	10,000.00	In Transit
	3/21/2024	V000928--SWEETWATER AUTHORITY	3601	9,000.00	In Transit
	3/21/2024	V000957--THREE VALLEYS MWD	3602	8,600.00	In Transit
	3/21/2024	V000560--MAMMOTH COMMUNITY WATER DISTRICT	3596	6,735.30	In Transit
	3/21/2024	V000210--COTTONWOOD WATER DISTRICT	3594	2,164.70	In Transit
	3/21/2024	V001053--ZIXCORP SYSTEMS INC	122003390001343	360.00	In Transit
	3/21/2024	V001053--ZIXCORP SYSTEMS INC	122003390001342	116.00	In Transit
	3/21/2024	V000526--LEE S. PATTON	122003390001341	173.53	In Transit
	3/21/2024	V001446--PAUL MYERS	122003390001340	84.42	In Transit
	3/21/2024	V001087--JILLIAN SCIANCALEPORE	122003390001339	16.08	In Transit
	3/21/2024	V000846--SARAH CRAWFORD	122003390001338	69.87	In Transit
	3/21/2024	V001486--JENNIFER JOBE	122003390001337	431.89	In Transit
	3/21/2024	V000493--KEVIN PHILLIPS	122003390001336	331.65	In Transit
	3/21/2024	V000231--DAVID A DRAKE	122003390001335	397.00	In Transit
	3/21/2024	V000226--DANIEL STEELE	122003390001334	344.78	In Transit
	3/22/2024	V000375--HEALTH EQUITY		5,075.89	In Transit
	3/22/2024	V000848--SCHOLARSHARE COLLEGE SAVINGS PLAN		320.00	In Transit
	3/22/2024	V001455--UMELLE LTD		13,440.00	In Transit
	3/25/2024	V000723--PUBLIC EMPLOYEES RETIREMENT SYSTEM		45,699.25	In Transit
	3/25/2024	V000723--PUBLIC EMPLOYEES RETIREMENT SYSTEM		13,108.48	In Transit
	3/27/2024	V001520--ALLIED SAFETY AND HEALTH LLC	3605	225.00	In Transit
	3/27/2024	V000022--ALHAMBRA	3604	1,037.64	In Transit
	3/27/2024	V000196--CLARK PEST CONTROL	3607	103.00	In Transit
	3/27/2024	V001320--THEBEST CLAIMS SOLUTIONS	3612	1,453.13	In Transit
	3/27/2024	V001474--EUGENE F. WEST	3608	1,296.90	In Transit
	3/27/2024	V001453--OLIVER J SMITH	3610	397.00	In Transit
	3/27/2024	V000985--UNITED PARCEL SERVICE	3613	656.04	In Transit
	3/27/2024	V000868--SHRED-IT	3611	85.87	In Transit
	3/27/2024	V001128--KNOWBE4 INC	3609	5,989.64	In Transit
	3/27/2024	V001090--CANON FINANCIAL SERVICES INC	3606	1,618.74	In Transit
	3/27/2024	V001041--XEROX CORPORATION	122003390001344	4,007.04	In Transit
	3/29/2024	V000614--MILENA NESHKOVA	122003390001349	5,068.43	In Transit
	3/29/2024	V000941--TERRY LOFING	122003390001348	334.09	In Transit
	3/29/2024	V001538--HEIDI SINGER	122003390001347	15.97	In Transit
	3/29/2024	V000846--SARAH CRAWFORD	122003390001346	5.95	In Transit
	3/29/2024	V001358--CHRISTOPHER P LIGHT	122003390001345	50.71	In Transit
Total for CBTGen_1961				490,837.28	

EBGen_7181 - CB&T E Account no: 1030237181

3/18/2024	V000026--ALLIANT INSURANCE SERVICES INC-		5,000.00	In Transit
3/20/2024	V000254--DELTA DENTAL INSURANCE COMPANY		186,783.05	In Transit
3/20/2024	V000254--DELTA DENTAL INSURANCE COMPANY		4,274.54	In Transit
3/20/2024	V000254--DELTA DENTAL INSURANCE COMPANY		13,606.63	In Transit
3/21/2024	V001440--MODERN HEALTH ARIZONA PLLC	1.22003E+14	2,451.00	In Transit
3/22/2024	V000052--ANTHEM BLUE CROSS OF CALIFORNIA		2,450,842.07	In Transit
3/22/2024	V000255--DeltaCare USA	1.22003E+14	8,107.33	In Transit
3/22/2024	V000052--ANTHEM BLUE CROSS OF CALIFORNIA	1.22003E+14	2,486,949.63	In Transit
3/22/2024	V000467--KAISER PERMANENTE - NORTH	1.22003E+14	871,142.33	In Transit
3/22/2024	V000468--KAISER PERMANENTE - SOUTH	1.22003E+14	2,002,422.33	In Transit
3/22/2024	V001005--VISION SERVICE PLAN	1.22003E+14	16,067.70	In Transit
3/22/2024	V000052--ANTHEM BLUE CROSS OF CALIFORNIA	1.22003E+14	8,325.55	In Transit
3/22/2024	V001318--UNITED HEALTHCARE INSURANCE COMPANY	1.22003E+14	826,095.05	In Transit
3/22/2024	V000052--ANTHEM BLUE CROSS OF CALIFORNIA	1.22003E+14	235,234.13	In Transit
3/22/2024	V001103--STANDARD LIFE INSURANCE	1.22003E+14	63,932.95	In Transit
3/22/2024	V000122--bswift	1.22003E+14	33,168.10	In Transit
3/27/2024	V000254--DELTA DENTAL INSURANCE COMPANY		10,335.65	In Transit
3/27/2024	V000254--DELTA DENTAL INSURANCE COMPANY		3,516.25	In Transit
3/27/2024	V000254--DELTA DENTAL INSURANCE COMPANY		165,652.36	In Transit

	3/28/2024	V001363--PROGYNY INC	12,454.21	In Transit
	3/29/2024	V000052--ANTHEM BLUE CROSS OF CALIFORNIA	1,237,309.89	In Transit
Total for EBGGen_7181			10,643,670.75	

Company name: JPIA
Report name: Check register
Created on: 5/1/2024
Agency: 1--JPIA

Bank	Date	Payee	Document no.	Amount	Cleared
CBTGen_1961 - California Bank & Trust					
	4/1/2024	V001274--ADRIENNE BEATTY		1,350.00	In Transit
	4/2/2024	V000099--BLUEPAY		64.95	In Transit
	4/2/2024	V000282--DOUGLAS PROFESSIONAL OWNERS ASSOC.		3,308.25	In Transit
	4/3/2024	V000848--SCHOLARSHARE COLLEGE SAVINGS PLAN		320.00	In Transit
	4/3/2024	V000035--AMERICAN FUNDS GROUP		236.50	In Transit
	4/3/2024	V000534--LINCOLN FINANCIAL GROUP		2,898.08	In Transit
	4/3/2024	V000653--OAKDALE IRRIGATION DISTRICT	3623	150.00	In Transit
	4/3/2024	V000509--LAGUNA BEACH COUNTY WATER DISTRICT	3621	300.00	In Transit
	4/3/2024	V000996--VALLEY FIRE AND SECURITY ALARMS,INC	3633	70.00	In Transit
	4/3/2024	V001539--Texas Muncpal League Intergovernmental Risk Pool	3629	1,000.00	In Transit
	4/3/2024	V000327--FIRST ALARM SECURITY AND PATROL INC	3617	376.43	In Transit
	4/3/2024	V000211--CREATIVE PLANT DESIGNS	3615	222.71	In Transit
	4/3/2024	V001267--INDOOR ENVIRONMENTAL SERVICES	3620	1,077.87	In Transit
	4/3/2024	V000750--REDLINE COURIER SERVICE INC	3626	1,430.92	In Transit
	4/3/2024	V000355--GILBERT ASSOCIATES, INC.	3619	4,500.00	In Transit
	4/3/2024	V000124--BURKETTS OFFICE SUPPLIES, INC.	3614	2,222.44	In Transit
	4/3/2024	V001138--GET DUSTY INC	3618	1,795.00	In Transit
	4/3/2024	V001540--TONY KELSEY	3631	186.55	In Transit
	4/3/2024	V001320--THEBEST CLAIMS SOLUTIONS	3630	1,036.56	In Transit
	4/3/2024	V001492--EDWARD LYONS	3616	746.20	In Transit
	4/3/2024	V001360--San Bernardino Valley Municipal Water District	3628	561.48	In Transit
	4/3/2024	V000986--UNITED STATES TREASURY	3632	265.00	In Transit
	4/3/2024	V000740--RANDALL J. REED	3625	1,460.02	In Transit
	4/3/2024	V001356--LAURA BARYAK	3622	8.71	In Transit
	4/3/2024	V001363--PROGYNY INC	3624	23,000.00	In Transit
	4/3/2024	V000101--ROBERT G KUHN	3627	378.00	In Transit
	4/4/2024	V000693--PAYLOCITY CORPORATION		240,573.30	In Transit
	4/4/2024	V000577--MATHEW C BUNDE	122003390001363	1,106.17	In Transit
	4/4/2024	V000785--ROBIN FLINT	122003390001362	182.14	In Transit
	4/4/2024	V000493--KEVIN PHILLIPS	122003390001361	100.50	In Transit
	4/4/2024	V000526--LEE S. PATTON	122003390001360	452.25	In Transit
	4/4/2024	V000439--JOHN BRUCE RUPP	122003390001359	2,004.06	In Transit
	4/4/2024	V001467--SZU PEI LU	122003390001358	1,898.41	In Transit
	4/4/2024	V001357--CHRIS M KAPHEIM	122003390001357	3,224.24	In Transit
	4/4/2024	V000846--SARAH CRAWFORD	122003390001356	144.72	In Transit
	4/4/2024	V000231--DAVID A DRAKE	122003390001355	2,426.22	In Transit
	4/4/2024	V000592--MELODY A. HENRIQUES-McDONALD	122003390001354	2,089.30	In Transit
	4/4/2024	V001274--ADRIENNE BEATTY	122003390001353	92.82	In Transit
	4/4/2024	V001491--ERIN BOWLES	122003390001352	22.78	In Transit
	4/4/2024	V001368--ANDREW CORRAL	122003390001351	138.02	In Transit
	4/4/2024	V000774--ROBERT GREENFIELD	122003390001350	58.19	In Transit
	4/5/2024	V000375--HEALTH EQUITY		2,865.74	In Transit
	4/5/2024	V000204--CONSOLIDATED COMMUNICATIONS		1,583.54	In Transit
	4/8/2024	V000375--HEALTH EQUITY		85.55	In Transit
	4/8/2024	V000723--PUBLIC EMPLOYEES RETIREMENT SYSTEM		12,968.31	In Transit
	4/8/2024	V000723--PUBLIC EMPLOYEES RETIREMENT SYSTEM		46,620.26	In Transit
	4/8/2024	V000194--CITY OF ROSEVILLE		2,528.78	In Transit
	4/9/2024	V000703--PG and E		1,441.22	In Transit
	4/10/2024	V000192--CITRUS HEIGHTS WATER DISTRICT	3636	150.00	In Transit
	4/10/2024	V000297--EL DORADO IRRIGATION DISTRICT	3638	300.00	In Transit
	4/10/2024	V000986--UNITED STATES TREASURY	3645	265.00	In Transit
	4/10/2024	V000509--LAGUNA BEACH COUNTY WATER DISTRICT	3640	150.00	In Transit
	4/10/2024	V000133--CALAVERAS COUNTY WATER DISTRICT	3635	123.96	In Transit
	4/10/2024	V001541--SUN LIFE ASSURANCE COMPANY OF CANADA	3642	5,855.39	In Transit
	4/10/2024	V001287--DATA DIMENSIONS LLC	3637	300.00	In Transit

4/10/2024	V001526--MANAGEWARE LLC	3641	18.00	In Transit
4/10/2024	V000327--FIRST ALARM SECURITY AND PATROL INC	3639	18.12	In Transit
4/10/2024	V001320--THEBEST CLAIMS SOLUTIONS	3643	1,453.13	In Transit
4/10/2024	V000985--UNITED PARCEL SERVICE	3644	215.93	In Transit
4/10/2024	V001463--BECK COMPUTER SYSTEMS INC	3634	4,505.34	In Transit
4/10/2024	V001138--GET DUSTY INC	122003390001364	1,897.00	In Transit
4/11/2024	V001007--W.H. Wilbur Reclamation District No. 825	Voided - 3538	-133.60	In Transit
4/11/2024	V001478--YOOZ INC	122003390001365	656.70	In Transit
4/12/2024	V000774--ROBERT GREENFIELD	122003390001370	28.14	In Transit
4/12/2024	V000249--DEBORAH JEAN CRUZ	122003390001369	30.82	In Transit
4/12/2024	V001452--SCOTT RATTERMAN	122003390001368	6,092.78	In Transit
4/12/2024	V000231--DAVID A DRAKE	122003390001367	44.22	In Transit
4/12/2024	V001523--ERNESTO A AVILA	122003390001366	3,480.98	In Transit
4/15/2024	V000071--ATT MOBILITY		1,305.36	In Transit
Total for CBTGen_1961			398,329.46	

EBGen_7181 - CB&T Emp Ben Main Acct #7181

4/3/2024	V000254--DELTA DENTAL INSURANCE COMPANY		18,393.37	In Transit
4/3/2024	V000254--DELTA DENTAL INSURANCE COMPANY		3,081.87	In Transit
4/3/2024	V000254--DELTA DENTAL INSURANCE COMPANY		151,834.26	In Transit
4/4/2024	V001440--MODERN HEALTH ARIZONA PLLC	122003390000447	249,624.00	In Transit
4/5/2024	V000052--ANTHEM BLUE CROSS OF CALIFORNIA		1,912,045.95	In Transit
4/5/2024	V000467--KAISER PERMANENTE - NORTH	122003390000457	858,653.76	In Transit
4/5/2024	V000468--KAISER PERMANENTE - SOUTH	122003390000456	2,024,255.68	In Transit
4/5/2024	V001005--VISION SERVICE PLAN	122003390000455	16,356.78	In Transit
4/5/2024	V001103--STANDARD LIFE INSURANCE	122003390000454	65,051.74	In Transit
4/5/2024	V001318--UNITED HEALTHCARE INSURANCE COMPANY	122003390000453	830,445.00	In Transit
4/5/2024	V000255--DeltaCare USA	122003390000452	8,610.00	In Transit
4/5/2024	V000052--ANTHEM BLUE CROSS OF CALIFORNIA	122003390000451	8,518.28	In Transit
4/5/2024	V000052--ANTHEM BLUE CROSS OF CALIFORNIA	122003390000450	239,636.80	In Transit
4/5/2024	V000052--ANTHEM BLUE CROSS OF CALIFORNIA	122003390000449	2,372,687.73	In Transit
4/5/2024	V001192--CARRUM HEALTH INC	122003390000448	30,917.00	In Transit
4/8/2024	V001363--PROGYNY INC		5,614.61	In Transit
4/10/2024	V000254--DELTA DENTAL INSURANCE COMPANY		4,162.98	In Transit
4/10/2024	V000254--DELTA DENTAL INSURANCE COMPANY		152,532.25	In Transit
4/10/2024	V000254--DELTA DENTAL INSURANCE COMPANY		16,440.99	In Transit
4/11/2024	V000122--bswift	122003390000458	33,256.44	In Transit
4/12/2024	V000052--ANTHEM BLUE CROSS OF CALIFORNIA		1,812,657.53	In Transit
4/15/2024	V001363--PROGYNY INC		7,419.05	In Transit
4/15/2024	V000587--MEDIMPACT HEALTHCARE SYSTEMS INC		1,760.48	In Transit
Total for EBGen_7181			10,823,956.55	

Company name: JPIA
Report name: Check register
Created on: 5/1/2024
Agency: 1--JPIA

Bank	Date	Payee	Document no.	Amount	Cleared
CBTGen_1961 - California Bank & Trust					
	4/16/2024	V000074--BANK CARD CENTER		102,521.05	In Transit
	4/18/2024	V000693--PAYLOCITY CORPORATION		248.78	In Transit
	4/18/2024	V000035--AMERICAN FUNDS GROUP		236.50	In Transit
	4/18/2024	V000693--PAYLOCITY CORPORATION		239,424.34	In Transit
	4/18/2024	V000848--SCHOLARSHARE COLLEGE SAVINGS PLAN		320.00	In Transit
	4/18/2024	V000534--LINCOLN FINANCIAL GROUP		2,898.08	In Transit
	4/18/2024	V000390--ISOLVED BENEFIT SERVICES	3653	951.50	In Transit
	4/18/2024	V001090--CANON FINANCIAL SERVICES INC	3649	1,665.94	In Transit
	4/18/2024	V000080--BEAUMONT-CHERRY VALLEY WD	3646	854.92	In Transit
	4/18/2024	V001320--THEBEST CLAIMS SOLUTIONS	3656	1,453.13	In Transit
	4/18/2024	V001089--QUADIENT LEASING USA INC	3655	615.40	In Transit
	4/18/2024	V000985--UNITED PARCEL SERVICE	3657	543.39	In Transit
	4/18/2024	V000131--CAGWIN AND DORWARD	3648	361.00	In Transit
	4/18/2024	V000453--JORGENSEN COMPANY	3654	124.39	In Transit
	4/18/2024	V000400--ISO SERVICES, INC.	3652	835.70	In Transit
	4/18/2024	V001282--BRYCE CONSULTING INC	3647	760.00	In Transit
	4/18/2024	V001267--INDOOR ENVIRONMENTAL SERVICES	3651	1,058.50	In Transit
	4/18/2024	V000190--CISCO SYSTEMS INC	3650	285.00	In Transit
	4/18/2024	V001500--ZOOM VIDEO COMMUNICATIONS INC	3658	454.98	In Transit
	4/19/2024	V000693--PAYLOCITY CORPORATION		1,401.08	In Transit
	4/19/2024	V000375--HEALTH EQUITY		2,865.74	In Transit
	4/19/2024	V000057--AON RISK INSURANCE SERVICES WEST	122003390001388	100.00	In Transit
	4/19/2024	V000057--AON RISK INSURANCE SERVICES WEST	122003390001387	100.00	In Transit
	4/19/2024	V000057--AON RISK INSURANCE SERVICES WEST	122003390001386	400.00	In Transit
	4/19/2024	V000057--AON RISK INSURANCE SERVICES WEST	122003390001385	800.00	In Transit
	4/19/2024	V000057--AON RISK INSURANCE SERVICES WEST	122003390001384	800.00	In Transit
	4/19/2024	V000057--AON RISK INSURANCE SERVICES WEST	122003390001383	800.00	In Transit
	4/19/2024	V000057--AON RISK INSURANCE SERVICES WEST	122003390001382	800.00	In Transit
	4/19/2024	V000057--AON RISK INSURANCE SERVICES WEST	122003390001381	800.00	In Transit
	4/19/2024	V000057--AON RISK INSURANCE SERVICES WEST	122003390001380	400.00	In Transit
	4/19/2024	V000057--AON RISK INSURANCE SERVICES WEST	122003390001379	400.00	In Transit
	4/19/2024	V000057--AON RISK INSURANCE SERVICES WEST	122003390001378	400.00	In Transit
	4/19/2024	V000057--AON RISK INSURANCE SERVICES WEST	122003390001377	400.00	In Transit
	4/19/2024	V000057--AON RISK INSURANCE SERVICES WEST	122003390001376	400.00	In Transit
	4/19/2024	V000057--AON RISK INSURANCE SERVICES WEST	122003390001375	400.00	In Transit
	4/19/2024	V000057--AON RISK INSURANCE SERVICES WEST	122003390001374	400.00	In Transit
	4/19/2024	V001053--ZIXCORP SYSTEMS INC	122003390001373	116.00	In Transit
	4/19/2024	V001175--SONYA BAKER	122003390001372	42.88	In Transit
	4/19/2024	V001317--SHELLEY TIPPIT	122003390001371	37.52	In Transit
	4/22/2024	V000723--PUBLIC EMPLOYEES RETIREMENT SYSTEM		46,620.27	In Transit
	4/22/2024	V000723--PUBLIC EMPLOYEES RETIREMENT SYSTEM		12,971.76	In Transit
	4/22/2024	V000135--CALIFORNIA BANK AND TRUST		1,004.82	In Transit
	4/24/2024	V001455--UMELLE LTD		13,440.00	In Transit
	4/24/2024	V000196--CLARK PEST CONTROL	3661	109.00	In Transit
	4/24/2024	V000047--ANGIOLA WATER DISTRICT	3659	133.60	In Transit
	4/24/2024	V001320--THEBEST CLAIMS SOLUTIONS	3665	1,453.13	In Transit
	4/24/2024	V000986--UNITED STATES TREASURY	3666	265.00	In Transit
	4/24/2024	V001532--BRUSH STROKES CONSULTING	3660	5,745.60	In Transit
	4/24/2024	V000259--DENISE J. DURAN-HANRATTY	3663	2,370.62	In Transit
	4/24/2024	V000868--SHRED-IT	3664	85.87	In Transit
	4/24/2024	V000253--DELL FINANCIAL SERVICES LLC	3662	11,068.92	In Transit
	4/24/2024	V001041--XEROX CORPORATION	122003390001389	2,884.91	In Transit
	4/25/2024	V001051--DAVID DIAZ	3670	100.00	In Transit
	4/25/2024	V001066--HUMBOLDT BAY MUNICIPAL WATER DISTRICT	3673	250.00	In Transit
	4/25/2024	V001542--TINA TEUSCHER	3679	350.00	In Transit
	4/25/2024	V001543--DAVID WEAVER	3671	250.00	In Transit
	4/25/2024	V000867--SHAWNA SEALS	3677	100.00	In Transit
	4/25/2024	V001544--ELKE RANK	3672	250.00	In Transit
	4/25/2024	V001545--DANIEL LOHRE	3669	125.00	In Transit

4/25/2024	V001546--ANDREW SAUCEDA	3667	125.00	In Transit
4/25/2024	V001547--JENNIFER AGUIRRE	3674	250.00	In Transit
4/25/2024	V001548--BERNARDO NUNEZ	3668	100.00	In Transit
4/25/2024	V000928--SWEETWATER AUTHORITY	3678	450.00	In Transit
4/25/2024	V001549--SHAWN CHANEY	3676	250.00	In Transit
4/25/2024	V001550--MIKE AYRES	3675	100.00	In Transit
4/26/2024	V000428--JENNIFER LYNN NOGOSEK	122003390001403	249.44	In Transit
4/26/2024	V000577--MATHEW C BUNDE	122003390001402	510.54	In Transit
4/26/2024	V000435--JESUS COTA	122003390001401	69.01	In Transit
4/26/2024	V000526--LEE S. PATTON	122003390001400	32.16	In Transit
4/26/2024	V000238--DAVID EVARISTE deBERNARDI	122003390001399	32.16	In Transit
4/26/2024	V000846--SARAH CRAWFORD	122003390001398	86.43	In Transit
4/26/2024	V000785--ROBIN FLINT	122003390001397	568.94	In Transit
4/26/2024	V001268--Heidi Sander	122003390001396	46.23	In Transit
4/26/2024	V000231--DAVID A DRAKE	122003390001395	397.00	In Transit
4/26/2024	V001446--PAUL MYERS	122003390001394	261.97	In Transit
4/26/2024	V001087--JILLIAN SCIANCALEPORE	122003390001393	57.62	In Transit
4/26/2024	V001486--JENNIFER JOBE	122003390001392	243.21	In Transit
4/26/2024	V001368--ANDREW CORRAL	122003390001391	154.10	In Transit
4/26/2024	V000176--CHIMENE CAMACHO	122003390001390	20.00	In Transit
4/30/2024	V000057--AON RISK INSURANCE SERVICES WEST	122003390001404	69,867.31	In Transit
Total for CBTGen_1961			540,925.44	
EBGen_7181 - CB&T Emp Ben Main Acct #7181				
4/17/2024	V000254--DELTA DENTAL INSURANCE COMPANY		6,520.11	In Transit
4/17/2024	V000254--DELTA DENTAL INSURANCE COMPANY		175,966.33	In Transit
4/17/2024	V000254--DELTA DENTAL INSURANCE COMPANY		2,544.64	In Transit
4/17/2024	V000010--ACCESS	122003390000459	407.78	In Transit
4/18/2024	V000026--ALLIANT INSURANCE SERVICES INC-		5,000.00	In Transit
4/19/2024	V001005--VISION SERVICE PLAN	122003390000460	127,699.24	In Transit
4/22/2024	V001363--PROGYNY INC		3,343.55	In Transit
4/24/2024	V000254--DELTA DENTAL INSURANCE COMPANY		7,809.10	In Transit
4/24/2024	V000254--DELTA DENTAL INSURANCE COMPANY		2,809.71	In Transit
4/24/2024	V000254--DELTA DENTAL INSURANCE COMPANY		168,153.45	In Transit
4/29/2024	V001363--PROGYNY INC		13,217.85	In Transit
Total for EBGen_7181			513,471.76	

Company JPIA
Report n: Check register
Created 6/17/2024
Agency: 1--JPIA

Bank	Date	Payee	Document no.	Amount	Cleared
CBTGen_1961 - California Bank & Trust					
	5/1/2024	V000534--LINCOLN FINANCIAL GROUP		2,898.08	In Transit
	5/1/2024	V000035--AMERICAN FUNDS GROUP		236.50	In Transit
	5/1/2024	V000848--SCHOLARSHARE COLLEGE SAVINGS PLAN		320.00	In Transit
	5/1/2024	V001274--ADRIENNE BEATTY		1,350.00	In Transit
	5/1/2024	V000327--FIRST ALARM SECURITY AND PATROL INC	3682	376.43	In Transit
	5/1/2024	V001056--CPS HR CONSULTING	3681	9,560.00	In Transit
	5/1/2024	V001551--OFFICE RELIEF INC	3683	689.55	In Transit
	5/1/2024	V000711--PLEASANT VALLEY COUNTY WATER DIST.	3684	2,235.10	In Transit
	5/1/2024	V001008--WALNUT VALLEY WATER DISTRICT	3688	150.00	In Transit
	5/1/2024	V001320--THEBEST CLAIMS SOLUTIONS	3685	1,453.13	In Transit
	5/1/2024	V000022--ALHAMBRA	3680	216.95	In Transit
	5/1/2024	V000985--UNITED PARCEL SERVICE	3687	351.49	In Transit
	5/1/2024	V001447--TONY WATERFORD	3686	47.57	In Transit
	5/2/2024	V000099--BLUEPAY		64.95	In Transit
	5/2/2024	V000693--PAYLOCITY CORPORATION		240,531.79	In Transit
	5/3/2024	V000375--HEALTH EQUITY		2,865.74	In Transit
	5/3/2024	V001357--CHRIS M KAPHEIM	122003390001407	397.00	In Transit
	5/3/2024	V000592--MELODY A. HENRIQUES-McDONALD	122003390001406	397.00	In Transit
	5/3/2024	V000439--JOHN BRUCE RUPP	122003390001405	397.00	In Transit
	5/6/2024	V000194--CITY OF ROSEVILLE		2,611.52	In Transit
	5/6/2024	V000723--PUBLIC EMPLOYEES RETIREMENT SYSTEM		12,968.31	In Transit
	5/6/2024	V000723--PUBLIC EMPLOYEES RETIREMENT SYSTEM		46,620.26	In Transit
	5/7/2024	V000703--PG and E		1,038.78	In Transit
	5/7/2024	V000204--CONSOLIDATED COMMUNICATIONS		1,580.92	In Transit
	5/8/2024	V000986--UNITED STATES TREASURY	3698	265.00	In Transit
	5/8/2024	V000996--VALLEY FIRE AND SECURITY ALARMS,INC	3699	70.00	In Transit
	5/8/2024	V000211--CREATIVE PLANT DESIGNS	3691	185.00	In Transit
	5/8/2024	V000901--STANDARD INSURANCE COMPANY 1	3696	5,240.73	In Transit
	5/8/2024	V000124--BURKETTS OFFICE SUPPLIES, INC.	3690	2,355.58	In Transit
	5/8/2024	V000750--REDLINE COURIER SERVICE INC	3695	1,296.28	In Transit
	5/8/2024	V000066--ASSOC. OF GOVERNMENTAL RISK POOLS	3689	7,850.00	In Transit
	5/8/2024	V001320--THEBEST CLAIMS SOLUTIONS	3697	1,162.50	In Transit
	5/8/2024	V000253--DELL FINANCIAL SERVICES LLC	3692	2,468.39	In Transit
	5/8/2024	V000740--RANDALL J. REED	3694	397.00	In Transit
	5/8/2024	V000330--FOOTHILL SYSTEMS INC	3693	180.00	In Transit
	5/8/2024	V000057--AON RISK INSURANCE SERVICES WEST	122003390001418	400.00	In Transit
	5/8/2024	V000057--AON RISK INSURANCE SERVICES WEST	122003390001417	175.00	In Transit
	5/8/2024	V000057--AON RISK INSURANCE SERVICES WEST	122003390001416	152.71	In Transit
	5/8/2024	V000057--AON RISK INSURANCE SERVICES WEST	122003390001415	14.94	In Transit
	5/8/2024	V000231--DAVID A DRAKE	122003390001414	397.00	In Transit
	5/8/2024	V000785--ROBIN FLINT	122003390001413	164.15	In Transit
	5/8/2024	V001446--PAUL MYERS	122003390001412	78.39	In Transit
	5/8/2024	V000493--KEVIN PHILLIPS	122003390001411	30.00	In Transit
	5/8/2024	V001270--CASSIE CRITTENDEN	122003390001410	319.97	In Transit
	5/8/2024	V000526--LEE S. PATTON	122003390001409	25.46	In Transit
	5/8/2024	V000223--DALISAY MATIAS	122003390001408	76.43	In Transit
	5/10/2024	V000375--HEALTH EQUITY		85.55	In Transit
	5/14/2024	V000071--ATT MOBILITY		1,211.27	In Transit
	5/15/2024	V000848--SCHOLARSHARE COLLEGE SAVINGS PLAN		320.00	In Transit
	5/15/2024	V000074--BANK CARD CENTER		49,240.07	In Transit
	5/15/2024	V001090--CANON FINANCIAL SERVICES INC	3702	1,665.94	In Transit
	5/15/2024	V000740--RANDALL J. REED	3708	3,477.69	In Transit
	5/15/2024	V001320--THEBEST CLAIMS SOLUTIONS	3710	1,453.13	In Transit
	5/15/2024	V001552--KAREN GISH	3706	505.79	In Transit
	5/15/2024	V000985--UNITED PARCEL SERVICE	3711	209.66	In Transit
	5/15/2024	V000011--ACWA	3700	20,000.00	In Transit
	5/15/2024	V000131--CAGWIN AND DORWARD	3701	361.00	In Transit
	5/15/2024	V001530--SHAW LAW GROUP PC	3709	1,800.00	In Transit
	5/15/2024	V001287--DATA DIMENSIONS LLC	3703	300.00	In Transit

5/15/2024	V000400--ISO SERVICES, INC.	3705	15,500.00	In Transit
5/15/2024	V001526--MANAGEWARE LLC	3707	72.00	In Transit
5/15/2024	V000327--FIRST ALARM SECURITY AND PATROL INC	3704	18.12	In Transit
5/15/2024	V001138--GET DUSTY INC	122003390001419	1,897.00	In Transit
Total for CBTGen_1961			450,779.82	

EBGen_7181 - CB&T Emp Ben Main Acct #7181

5/1/2024	V000254--DELTA DENTAL INSURANCE COMPANY		9,356.30	In Transit
5/1/2024	V000254--DELTA DENTAL INSURANCE COMPANY		6,532.86	In Transit
5/1/2024	V000254--DELTA DENTAL INSURANCE COMPANY		164,456.20	In Transit
5/3/2024	V000052--ANTHEM BLUE CROSS OF CALIFORNIA		1,502,883.73	In Transit
5/3/2024	V001192--CARRUM HEALTH INC	122003390000461	10,000.00	In Transit
5/8/2024	V000254--DELTA DENTAL INSURANCE COMPANY		19,408.03	In Transit
5/8/2024	V000254--DELTA DENTAL INSURANCE COMPANY		3,420.81	In Transit
5/8/2024	V000254--DELTA DENTAL INSURANCE COMPANY		156,049.78	In Transit
5/9/2024	V000052--ANTHEM BLUE CROSS OF CALIFORNIA	122003390000471	240,198.80	In Transit
5/9/2024	V000052--ANTHEM BLUE CROSS OF CALIFORNIA	122003390000470	8,497.60	In Transit
5/9/2024	V000052--ANTHEM BLUE CROSS OF CALIFORNIA	122003390000469	2,362,368.67	In Transit
5/9/2024	V000255--DeltaCare USA	122003390000468	8,771.12	In Transit
5/9/2024	V000467--KAISER PERMANENTE - NORTH	122003390000467	872,843.98	In Transit
5/9/2024	V000468--KAISER PERMANENTE - SOUTH	122003390000466	2,011,435.55	In Transit
5/9/2024	V001005--VISION SERVICE PLAN	122003390000465	16,325.10	In Transit
5/9/2024	V001103--STANDARD LIFE INSURANCE	122003390000464	65,212.60	In Transit
5/9/2024	V001318--UNITED HEALTHCARE INSURANCE COMPANY	122003390000463	835,585.85	In Transit
5/9/2024	V001005--VISION SERVICE PLAN	122003390000462	132,875.09	In Transit
5/10/2024	V000052--ANTHEM BLUE CROSS OF CALIFORNIA		1,620,499.48	In Transit
5/15/2024	V000254--DELTA DENTAL INSURANCE COMPANY		15,020.39	In Transit
5/15/2024	V000254--DELTA DENTAL INSURANCE COMPANY		3,153.45	In Transit
5/15/2024	V000254--DELTA DENTAL INSURANCE COMPANY		167,705.23	In Transit
5/15/2024	V001192--CARRUM HEALTH INC	122003390000472	34,092.00	In Transit
Total for EBGen_7181			10,266,692.62	

Company n JPIA
Report nar Check register
Created on 6/17/2024
Agency: 1--JPIA

Bank	Payee	Document no.	Amount	Cleared
CBTGen_1961 - California Bank & Trust				
5/16/2024	V000534--LINCOLN FINANCIAL GROUP		2,898.08	In Transit
5/16/2024	V000035--AMERICAN FUNDS GROUP		236.50	In Transit
5/16/2024	V000693--PAYLOCITY CORPORATION		244,300.24	In Transit
5/16/2024	V000057--AON RISK INSURANCE SERVICES WEST	122003390001421	400.00	In Transit
5/16/2024	V000057--AON RISK INSURANCE SERVICES WEST	122003390001420	399.31	In Transit
5/17/2024	V000375--HEALTH EQUITY		2,865.74	In Transit
5/17/2024	V001452--SCOTT RATTERMAN	122003390001428	3,618.21	In Transit
5/17/2024	V000439--JOHN BRUCE RUPP	122003390001427	4,125.07	In Transit
5/17/2024	V001467--SZU PEI LU	122003390001426	3,581.63	In Transit
5/17/2024	V001538--HEIDI SINGER	122003390001425	30.00	In Transit
5/17/2024	V001467--SZU PEI LU	122003390001424	794.00	In Transit
5/17/2024	V000526--LEE S. PATTON	122003390001423	192.96	In Transit
5/17/2024	V000084--BEN HAYDEN	122003390001422	46.23	In Transit
5/20/2024	V000693--PAYLOCITY CORPORATION		1,467.36	In Transit
5/20/2024	V000723--PUBLIC EMPLOYEES RETIREMENT SYSTEM		13,002.78	In Transit
5/20/2024	V000723--PUBLIC EMPLOYEES RETIREMENT SYSTEM		46,620.26	In Transit
5/21/2024	V000135--CALIFORNIA BANK AND TRUST		1,636.20	In Transit
5/22/2024	V000986--UNITED STATES TREASURY	3720	265.00	In Transit
5/22/2024	V000196--CLARK PEST CONTROL	3712	109.00	In Transit
5/22/2024	V000985--UNITED PARCEL SERVICE	3719	200.50	In Transit
5/22/2024	V001356--LAURA BARYAK	3716	65.66	In Transit
5/22/2024	V001315--JEREMY SADLER	3715	46.90	In Transit
5/22/2024	V000657--ORANGE COUNTY WATER DISTRICT	3717	784.88	In Transit
5/22/2024	V000259--DENISE J. DURAN-HANRATTY	3714	397.82	In Transit
5/22/2024	V000253--DELL FINANCIAL SERVICES LLC	3713	7,993.95	In Transit
5/22/2024	V000868--SHRED-IT	3718	85.87	In Transit
5/22/2024	V001053--ZIXCORP SYSTEMS INC	122003390001429	116.00	In Transit
5/23/2024	V001455--UMELLE LTD		13,760.00	In Transit
5/23/2024	V001484--DAVID C WHEATON	122003390001444	2,819.20	In Transit
5/23/2024	V000435--JESUS COTA	122003390001443	190.28	In Transit
5/23/2024	V000526--LEE S. PATTON	122003390001442	524.15	In Transit
5/23/2024	V001274--ADRIENNE BEATTY	122003390001441	199.00	In Transit
5/23/2024	V001486--JENNIFER JOBE	122003390001440	487.91	In Transit
5/23/2024	V000238--DAVID EVARISTE deBERNARDI	122003390001439	104.52	In Transit
5/23/2024	V000231--DAVID A DRAKE	122003390001438	1,985.00	In Transit
5/23/2024	V000493--KEVIN PHILLIPS	122003390001437	3,000.64	In Transit
5/23/2024	V000592--MELODY A. HENRIQUES-McDONALD	122003390001436	4,637.46	In Transit
5/23/2024	V000577--MATHEW C BUNDE	122003390001435	706.85	In Transit
5/23/2024	V001446--PAUL MYERS	122003390001434	465.65	In Transit
5/23/2024	V001368--ANDREW CORRAL	122003390001433	549.40	In Transit
5/23/2024	V001523--ERNESTO A AVILA	122003390001432	397.00	In Transit
5/23/2024	V000774--ROBERT GREENFIELD	122003390001431	135.02	In Transit
5/23/2024	V001041--XEROX CORPORATION	122003390001430	3,038.08	In Transit
5/29/2024	V000848--SCHOLARSHARE COLLEGE SAVINGS PLAN		320.00	In Transit
5/29/2024	V001553--JM ROOF COMPANY	3724	3,850.00	In Transit
5/29/2024	V000565--MARINA COAST WATER DISTRICT	3725	150.00	In Transit
5/29/2024	V000860--SECRETARY OF STATE	3727	1.00	In Transit
5/29/2024	V000331--FORESTVILLE WATER DISTRICT	3723	42.60	In Transit
5/29/2024	V000022--ALHAMBRA	3721	216.95	In Transit
5/29/2024	V000609--MID PENINSULA WATER DISTRICT	3726	611.66	In Transit
5/29/2024	V000985--UNITED PARCEL SERVICE	3729	354.49	In Transit
5/29/2024	V001320--THEBEST CLAIMS SOLUTIONS	3728	2,615.63	In Transit
5/29/2024	V000259--DENISE J. DURAN-HANRATTY	3722	1,117.52	In Transit
5/30/2024	V000534--LINCOLN FINANCIAL GROUP		2,898.08	In Transit

5/30/2024	V000035--AMERICAN FUNDS GROUP		236.50	In Transit
5/30/2024	V000223--DALISAY MATIAS	122003390001455	16.00	In Transit
5/30/2024	V000226--DANIEL STEELE	122003390001454	179.26	In Transit
5/30/2024	V000785--ROBIN FLINT	122003390001453	183.49	In Transit
5/30/2024	V000428--JENNIFER LYNN NOGOSEK	122003390001452	132.20	In Transit
5/30/2024	V000846--SARAH CRAWFORD	122003390001451	104.36	In Transit
5/30/2024	V001087--JILLIAN SCIANCALEPORE	122003390001450	52.26	In Transit
5/30/2024	V000535--LINDA S. CRAUN	122003390001449	41.54	In Transit
5/30/2024	V001523--ERNESTO A AVILA	122003390001448	397.00	In Transit
5/30/2024	V001354--PAULA CHRISTY	122003390001447	10.72	In Transit
5/30/2024	V000163--CECILIA M. WUCHTER	122003390001446	27.87	In Transit
5/30/2024	V001491--ERIN BOWLES	122003390001445	22.11	In Transit
5/31/2024	V000693--PAYLOCITY CORPORATION		239,178.39	In Transit
5/31/2024	V000375--HEALTH EQUITY		2,865.74	In Transit
Total for CBTGen_1961			721,726.08	

EBGen_7181 - CB&T Emp Ben Main Acct #7181

5/16/2024	V000122--bswift	122003390000473	41,849.76	In Transit
5/17/2024	V000052--ANTHEM BLUE CROSS OF CALIFORNIA		1,830,344.72	In Transit
5/20/2024	V001363--PROGYNY INC		18,603.24	In Transit
5/20/2024	V000026--ALLIANT INSURANCE SERVICES INC-		5,000.00	In Transit
5/22/2024	V000254--DELTA DENTAL INSURANCE COMPANY		144,088.84	In Transit
5/22/2024	V000254--DELTA DENTAL INSURANCE COMPANY		4,276.07	In Transit
5/22/2024	V000254--DELTA DENTAL INSURANCE COMPANY		11,116.46	In Transit
5/24/2024	V000052--ANTHEM BLUE CROSS OF CALIFORNIA		2,474,356.43	In Transit
5/24/2024	V000010--ACCESS	122003390000474	398.95	In Transit
5/28/2024	V001363--PROGYNY INC		10,613.19	In Transit
5/29/2024	V000254--DELTA DENTAL INSURANCE COMPANY		13,128.80	In Transit
5/29/2024	V000254--DELTA DENTAL INSURANCE COMPANY		166,562.88	In Transit
5/29/2024	V000254--DELTA DENTAL INSURANCE COMPANY		2,860.59	In Transit
5/31/2024	V000052--ANTHEM BLUE CROSS OF CALIFORNIA		2,113,009.55	In Transit
Total for EBGen_7181			7,056,180.55	

Company name: JPIA
Report name: Check register
Created on: 6/17/2024
Agency: 1--JPIA

Bank	Date	Payee	Document no.	Amount	Cleared
CBTGen_1961 - California Bank & Trust					
	6/3/2024	V000723--PUBLIC EMPLOYEES RETIREMENT SYSTEM		46,620.26	In Transit
	6/3/2024	V000099--BLUEPAY		75.23	In Transit
	6/3/2024	V001274--ADRIENNE BEATTY		1,350.00	In Transit
	6/3/2024	V000723--PUBLIC EMPLOYEES RETIREMENT SYSTEM		12,968.31	In Transit
	6/5/2024	V000204--CONSOLIDATED COMMUNICATIONS		1,310.49	In Transit
	6/5/2024	V000378--HELIx WATER DISTRICT	3736	150.00	In Transit
	6/5/2024	V000901--STANDARD INSURANCE COMPANY 1	3742	5,240.73	In Transit
	6/5/2024	V000996--VALLEY FIRE AND SECURITY ALARMS,INC	3747	70.00	In Transit
	6/5/2024	V000211--CREATIVE PLANT DESIGNS	3733	185.00	In Transit
	6/5/2024	V000327--FIRST ALARM SECURITY AND PATROL INC	3735	376.43	In Transit
	6/5/2024	V000945--THE SACRAMENTO BEE	3743	1,214.66	In Transit
	6/5/2024	V000750--REDLINE COURIER SERVICE INC	3740	1,371.04	In Transit
	6/5/2024	V000124--BURKETTS OFFICE SUPPLIES, INC.	3730	3,887.78	In Transit
	6/5/2024	V000986--UNITED STATES TREASURY	3746	265.00	In Transit
	6/5/2024	V000131--CAGWIN AND DORWARD	3731	324.39	In Transit
	6/5/2024	V001556--CYNTHIA PEREZ	3734	441.30	In Transit
	6/5/2024	V000521--LEADERSHIP DEVELOPMENT NETWORK, LLC.	3739	7,441.00	In Transit
	6/5/2024	V001499--SPINDUSTRY TECHNICAL TRAINING LLC	3741	1,800.00	In Transit
	6/5/2024	V001320--THEBEST CLAIMS SOLUTIONS	3744	1,433.75	In Transit
	6/5/2024	V000985--UNITED PARCEL SERVICE	3745	305.13	In Transit
	6/5/2024	V001315--JEREMY SADLER	3737	100.50	In Transit
	6/5/2024	V000190--CISCO SYSTEMS INC	3732	142.50	In Transit
	6/5/2024	V000492--KEVIN J. CUTIGNI	3738	697.50	In Transit
	6/6/2024	V000703--PG and E		738.31	In Transit
	6/6/2024	V000194--CITY OF ROSEVILLE		3,142.48	In Transit
	6/6/2024	V001138--GET DUSTY INC	122003390001456	1,897.00	In Transit
	6/7/2024	V000223--DALISAY MATIAS	122003390001470	98.26	In Transit
	6/7/2024	V001555--JUDY SHIU	122003390001469	37.07	In Transit
	6/7/2024	V000785--ROBIN FLINT	122003390001468	9.00	In Transit
	6/7/2024	V001538--HEIDI SINGER	122003390001467	15.00	In Transit
	6/7/2024	V000435--JESUS COTA	122003390001466	180.84	In Transit
	6/7/2024	V000163--CECILIA M. WUCHTER	122003390001465	18.76	In Transit
	6/7/2024	V000526--LEE S. PATTON	122003390001464	132.66	In Transit
	6/7/2024	V000231--DAVID A DRAKE	122003390001463	44.22	In Transit
	6/7/2024	V000249--DEBORAH JEAN CRUZ	122003390001462	35.51	In Transit
	6/7/2024	V000645--NIDIA M. WATKINS	122003390001461	24.99	In Transit
	6/7/2024	V000846--SARAH CRAWFORD	122003390001460	28.14	In Transit
	6/7/2024	V000057--AON RISK INSURANCE SERVICES WEST	122003390001459	74.29	In Transit
	6/7/2024	V000057--AON RISK INSURANCE SERVICES WEST	122003390001458	90.80	In Transit
	6/7/2024	V000057--AON RISK INSURANCE SERVICES WEST	122003390001457	37.14	In Transit
	6/12/2024	V001554--ON THE SPOT LEAK DETECTION INC	3750	325.00	In Transit
	6/12/2024	V000131--CAGWIN AND DORWARD	3748	361.00	In Transit
	6/12/2024	V001470--METRO AUDIO VISUAL PRODUCTIONS INC	3749	20,108.75	In Transit
	6/12/2024	V000238--DAVID EVARISTE deBERNARDI	122003390001476	25.46	In Transit
	6/12/2024	V001356--LAURA BARYAK	122003390001475	18.09	In Transit
	6/12/2024	V000231--DAVID A DRAKE	122003390001474	794.00	In Transit
	6/12/2024	V000577--MATHEW C BUNDE	122003390001473	388.60	In Transit
	6/12/2024	V001274--ADRIENNE BEATTY	122003390001472	15.00	In Transit
	6/12/2024	V001491--ERIN BOWLES	122003390001471	22.11	In Transit
	6/14/2024	V000071--ATT MOBILITY		1,191.84	In Transit
Total for CBTGen_1961				117,625.32	
EBGen_7181 - CB&T Emp Ben Main Acct #7181					
	6/3/2024	V001363--PROGYNY INC		4,336.83	In Transit
	6/13/2024	V000254--DELTA DENTAL INSURANCE COMPANY		10,223.32	In Transit
	6/13/2024	V000254--DELTA DENTAL INSURANCE COMPANY		147,696.89	In Transit
	6/13/2024	V000254--DELTA DENTAL INSURANCE COMPANY		3,639.91	In Transit
Total for EBGen_7181				165,896.95	

from 03/16/2024
to 03/31/2024

ACWA Joint Powers Insurance Authority

Sorted By District

Claims Payment Report

<u>Check Date</u>	<u>Check Number</u>	<u>District Name</u>	<u>Claim Date</u>	<u>Transaction Type</u>	<u>Amount</u>
03/21/2024	252325	Alameda County Water District	06/28/2022	PPD	559.29
03/21/2024	252333	Alameda County Water District	09/18/2022	TTD	3,079.42
03/26/2024	252899	Alameda County Water District	09/18/2022	Medical, general	85.28
03/26/2024	252632	Alameda County Water District	09/18/2022	Bill Review Fee	6.50
03/26/2024	252633	Alameda County Water District	09/18/2022	Bill Review Fee	5.33
03/21/2024	252369	Alameda County Water District	07/31/2023	Bill Review Fee	6.50
03/21/2024	252370	Alameda County Water District	07/31/2023	Bill Review Fee	6.50
03/21/2024	252425	Alameda County Water District	07/31/2023	Medical, general	312.56
03/21/2024	252426	Alameda County Water District	07/31/2023	Medical, general	220.56
03/26/2024	252517	Alameda County Water District	02/06/2020	Photocopy	10.96
03/26/2024	252518	Alameda County Water District	02/06/2020	Photocopy	10.96
03/26/2024	252912	Amador Water Agency	12/09/2022	Medical, general	182.12
03/26/2024	252613	Amador Water Agency	12/09/2022	Bill Review Fee	6.50
03/26/2024	252614	Amador Water Agency	12/09/2022	Bill Review Fee	8.04
03/26/2024	252469	Amador Water Agency	12/09/2022	Case management service	430.50
03/19/2024	252304	American River Flood Control District	01/11/2024	Medical, general	84.50
03/19/2024	252287	American River Flood Control District	01/11/2024	Bill Review Fee	8.50
03/26/2024	252505	American River Flood Control District	09/27/2023	Medical, general	144.49
03/26/2024	252620	American River Flood Control District	09/27/2023	Bill Review Fee	6.50
03/26/2024	252621	American River Flood Control District	09/27/2023	Bill Review Fee	1.90
03/26/2024	252476	American River Flood Control District	09/18/2023	Physical therapy	161.15
03/26/2024	252630	Bard Water District	08/20/2012	Bill Review Fee	6.50
03/26/2024	252631	Bard Water District	08/20/2012	Bill Review Fee	26.97
03/26/2024	252493	Bard Water District	08/20/2012	Medical, general	116.41
03/26/2024	252803	Bard Water District	08/20/2012	IMR Fee	345.00
03/26/2024	252894	Beaumont-Cherry Valley Water District	06/15/2023	Medical, general	75.97
03/26/2024	252688	Beaumont-Cherry Valley Water District	06/15/2023	Bill Review Fee	6.50
03/26/2024	252689	Beaumont-Cherry Valley Water District	06/15/2023	Bill Review Fee	14.07
03/27/2024	252947	Bella Vista Water District	12/01/2023	Physical therapy	397.92
03/21/2024	252318	Berrenda Mesa Water District	02/25/2013	Medical, general	189.66
03/21/2024	252338	Berrenda Mesa Water District	02/25/2013	Bill Review Fee	6.50
03/21/2024	252339	Berrenda Mesa Water District	02/25/2013	Bill Review Fee	4.13
03/26/2024	252774	Berrenda Mesa Water District	02/25/2013	Bill Review Fee	6.50
03/26/2024	252775	Berrenda Mesa Water District	02/25/2013	Bill Review Fee	0.62
03/26/2024	252926	Berrenda Mesa Water District	02/25/2013	Medical, general	245.00
03/26/2024	252506	Browns Valley Irrigation District	05/12/2023	Medical, general	1,245.42
03/26/2024	252507	Browns Valley Irrigation District	05/12/2023	Medical, general	169.39
03/26/2024	252707	Browns Valley Irrigation District	05/12/2023	Bill Review Fee	6.50
03/26/2024	252708	Browns Valley Irrigation District	05/12/2023	Bill Review Fee	16.39
03/26/2024	252709	Browns Valley Irrigation District	05/12/2023	Bill Review Fee	6.50
03/26/2024	252710	Browns Valley Irrigation District	05/12/2023	Bill Review Fee	2.23
03/28/2024	252971	Browns Valley Irrigation District	05/12/2023	Medical, general	11,620.06
03/21/2024	252433	Browns Valley Irrigation District	05/12/2023	TTD	2,455.84

from 03/16/2024
to 03/31/2024

ACWA Joint Powers Insurance Authority

Sorted By District

Claims Payment Report

<u>Check Date</u>	<u>Check Number</u>	<u>District Name</u>	<u>Claim Date</u>	<u>Transaction Type</u>	<u>Amount</u>
03/21/2024	252432	Buena Vista Water Storage District	02/20/2024	Medical, general	559.78
03/21/2024	252401	Buena Vista Water Storage District	02/20/2024	Bill Review Fee	6.50
03/21/2024	252402	Buena Vista Water Storage District	02/20/2024	Bill Review Fee	46.97
03/20/2024	252311	Byron-Bethany Irrigation District	05/21/2021	Expense General	990.00
03/28/2024	252957	Centerville Community Services District	03/20/2024	Liability - Property Damage	355.00
03/21/2024	252319	Centerville Community Services District	10/02/2023	Medical, general	133.51
03/21/2024	252320	Centerville Community Services District	10/02/2023	Medical, general	164.04
03/21/2024	252321	Centerville Community Services District	10/02/2023	Medical, general	89.03
03/21/2024	252371	Centerville Community Services District	10/02/2023	Bill Review Fee	6.50
03/21/2024	252372	Centerville Community Services District	10/02/2023	Bill Review Fee	2.90
03/21/2024	252373	Centerville Community Services District	10/02/2023	Bill Review Fee	6.50
03/21/2024	252374	Centerville Community Services District	10/02/2023	Bill Review Fee	3.57
03/21/2024	252375	Centerville Community Services District	10/02/2023	Bill Review Fee	6.50
03/21/2024	252376	Centerville Community Services District	10/02/2023	Bill Review Fee	1.94
03/27/2024	252953	Clear Creek Community Services District	09/01/2023	Chiropractor	129.73
03/26/2024	252436	Clearlake Oaks County Water District	03/15/2024	Appraiser	309.45
03/28/2024	252967	Clearlake Oaks County Water District	12/11/2020	PPD	580.00
03/26/2024	252744	Clearlake Oaks County Water District	03/01/2024	Bill Review Fee	6.50
03/26/2024	252745	Clearlake Oaks County Water District	03/01/2024	Bill Review Fee	3.90
03/26/2024	252862	Clearlake Oaks County Water District	03/01/2024	Medical, general	207.11
03/26/2024	252694	Consolidated Irrigation District	01/25/2024	Bill Review Fee	6.50
03/26/2024	252695	Consolidated Irrigation District	01/25/2024	Bill Review Fee	7.07
03/26/2024	252533	Consolidated Irrigation District	01/25/2024	Medical, general	189.20
03/26/2024	252449	Corcoran Irrigation District	03/15/2023	Property - District Property	11,893.70
03/26/2024	252439	Crescenta Valley Water District	11/22/2023	Liability - Property Damage	33,795.79
03/20/2024	252308	Crescenta Valley Water District	11/22/2023	Liability - Property Damage	5,833.99
03/26/2024	252443	Crescenta Valley Water District	11/22/2023	Liability - Property Damage	13,236.36
03/21/2024	252412	Crescenta Valley Water District	08/22/2023	TTD	2,329.60
03/26/2024	252815	Crescenta Valley Water District	08/22/2023	Physical therapy	122.17
03/26/2024	252816	Crescenta Valley Water District	08/22/2023	Physical therapy	122.17
03/26/2024	252817	Crescenta Valley Water District	08/22/2023	Physical therapy	122.17
03/26/2024	252818	Crescenta Valley Water District	08/22/2023	Physical therapy	122.17
03/26/2024	252819	Crescenta Valley Water District	08/22/2023	Physical therapy	122.17
03/26/2024	252456	Crescenta Valley Water District	11/22/2023	Liability - Property Damage	1,370.00
03/21/2024	252351	Cucamonga Valley Water District	08/10/2022	Bill Review Fee	6.50
03/21/2024	252352	Cucamonga Valley Water District	08/10/2022	Bill Review Fee	1.14
03/26/2024	252802	Cucamonga Valley Water District	08/10/2022	IMR Fee	345.00
03/21/2024	252414	Cucamonga Valley Water District	08/10/2022	Medical, general	147.16
03/26/2024	252448	Cucamonga Valley Water District	01/04/2024	Property - District Property	12,372.68
03/28/2024	252965	Cucamonga Valley Water District	09/26/2023	TTD	2,096.42
03/26/2024	252526	Cucamonga Valley Water District	09/26/2023	Case management service	1,203.03
03/26/2024	252527	Cucamonga Valley Water District	09/26/2023	Case management service	460.80
03/19/2024	252287	Cucamonga Valley Water District	09/26/2023	Bill Review Fee	8.50
03/28/2024	252978	Cucamonga Valley Water District	09/26/2023	Medical, general	320.18

from 03/16/2024
to 03/31/2024

ACWA Joint Powers Insurance Authority

Sorted By District

Claims Payment Report

<u>Check Date</u>	<u>Check Number</u>	<u>District Name</u>	<u>Claim Date</u>	<u>Transaction Type</u>	<u>Amount</u>
03/28/2024	252961	Cucamonga Valley Water District	09/26/2023	Bill Review Fee	28.51
03/26/2024	252567	Cucamonga Valley Water District	05/01/2023	Bill Review Fee	6.50
03/26/2024	252568	Cucamonga Valley Water District	05/01/2023	Bill Review Fee	2.33
03/26/2024	252592	Cucamonga Valley Water District	05/01/2023	Bill Review Fee	6.50
03/26/2024	252593	Cucamonga Valley Water District	05/01/2023	Bill Review Fee	3.12
03/26/2024	252668	Cucamonga Valley Water District	05/01/2023	Bill Review Fee	6.50
03/26/2024	252669	Cucamonga Valley Water District	05/01/2023	Bill Review Fee	5.24
03/26/2024	252676	Cucamonga Valley Water District	05/01/2023	Bill Review Fee	6.50
03/26/2024	252677	Cucamonga Valley Water District	05/01/2023	Bill Review Fee	0.19
03/26/2024	252721	Cucamonga Valley Water District	05/01/2023	Bill Review Fee	6.50
03/26/2024	252722	Cucamonga Valley Water District	05/01/2023	Bill Review Fee	2.33
03/26/2024	252833	Cucamonga Valley Water District	05/01/2023	Medical, general	14.43
03/26/2024	252838	Cucamonga Valley Water District	05/01/2023	Medical, general	123.65
03/26/2024	252842	Cucamonga Valley Water District	05/01/2023	Medical, general	166.00
03/26/2024	252847	Cucamonga Valley Water District	05/01/2023	Medical, general	278.26
03/26/2024	252854	Cucamonga Valley Water District	05/01/2023	Medical, general	123.65
03/28/2024	252972	Cucamonga Valley Water District	05/01/2023	Physical therapy	123.65
03/28/2024	252966	Cucamonga Valley Water District	05/01/2023	TTD	2,027.20
03/26/2024	252684	Desert Water Agency	02/01/2023	Bill Review Fee	6.50
03/26/2024	252685	Desert Water Agency	02/01/2023	Bill Review Fee	9.18
03/26/2024	252930	Desert Water Agency	02/01/2023	Medical, general	208.09
03/26/2024	252922	East Contra Costa Irrigation District	01/05/2024	Medical, general	75.00
03/26/2024	252686	East Contra Costa Irrigation District	01/05/2024	Bill Review Fee	6.50
03/26/2024	252915	East Contra Costa Irrigation District	03/03/2022	Photocopy	252.18
03/26/2024	252916	East Contra Costa Irrigation District	03/03/2022	Photocopy	250.44
03/26/2024	252551	El Dorado Irrigation District	02/05/2024	Bill Review Fee	6.50
03/21/2024	252379	El Dorado Irrigation District	12/19/2023	Bill Review Fee	6.50
03/27/2024	252934	El Dorado Irrigation District	12/19/2023	Physical therapy	123.75
03/26/2024	252494	El Dorado Irrigation District	12/19/2023	TTD	1,910.00
03/21/2024	252408	El Dorado Irrigation District	12/19/2023	Diagnostics	314.01
03/26/2024	252512	El Dorado Irrigation District	07/14/2021	Investigation/Subrosa	963.20
03/26/2024	252558	El Dorado Irrigation District	08/31/2023	Bill Review Fee	5.56
03/26/2024	252928	El Dorado Irrigation District	08/31/2023	Medical, general	112.12
03/26/2024	252557	El Dorado Irrigation District	08/31/2023	Bill Review Fee	6.50
03/26/2024	252485	El Dorado Irrigation District	12/08/2023	Photocopy	75.00
03/26/2024	252898	El Dorado Irrigation District	12/08/2023	Medical, general	229.96
03/26/2024	252588	El Dorado Irrigation District	12/08/2023	Bill Review Fee	6.50
03/26/2024	252589	El Dorado Irrigation District	12/08/2023	Bill Review Fee	29.87
03/26/2024	252796	El Dorado Irrigation District	12/08/2023	Bill Review Fee	6.50
03/21/2024	252329	El Toro Water District	09/25/2019	Bill Review Fee	8.50
03/26/2024	252510	El Toro Water District	09/25/2019	Med/Legal evaluation	6,311.00
03/21/2024	252386	Fallbrook Public Utility District	02/15/2024	Bill Review Fee	6.50
03/26/2024	252690	Fallbrook Public Utility District	02/15/2024	Bill Review Fee	6.50
03/26/2024	252691	Fallbrook Public Utility District	02/15/2024	Bill Review Fee	3.24

from 03/16/2024
to 03/31/2024

ACWA Joint Powers Insurance Authority

Sorted By District

Claims Payment Report

<u>Check Date</u>	<u>Check Number</u>	<u>District Name</u>	<u>Claim Date</u>	<u>Transaction Type</u>	<u>Amount</u>
03/26/2024	252725	Fallbrook Public Utility District	02/15/2024	Bill Review Fee	6.50
03/26/2024	252726	Fallbrook Public Utility District	02/15/2024	Bill Review Fee	3.17
03/26/2024	252727	Fallbrook Public Utility District	02/15/2024	Bill Review Fee	6.50
03/26/2024	252728	Fallbrook Public Utility District	02/15/2024	Bill Review Fee	3.12
03/26/2024	252729	Fallbrook Public Utility District	02/15/2024	Bill Review Fee	6.50
03/26/2024	252730	Fallbrook Public Utility District	02/15/2024	Bill Review Fee	3.15
03/26/2024	252731	Fallbrook Public Utility District	02/15/2024	Bill Review Fee	6.50
03/26/2024	252732	Fallbrook Public Utility District	02/15/2024	Bill Review Fee	3.15
03/26/2024	252764	Fallbrook Public Utility District	02/15/2024	Bill Review Fee	6.50
03/26/2024	252765	Fallbrook Public Utility District	02/15/2024	Bill Review Fee	3.08
03/26/2024	252766	Fallbrook Public Utility District	02/15/2024	Bill Review Fee	6.50
03/26/2024	252767	Fallbrook Public Utility District	02/15/2024	Bill Review Fee	3.45
03/26/2024	252768	Fallbrook Public Utility District	02/15/2024	Bill Review Fee	6.50
03/26/2024	252769	Fallbrook Public Utility District	02/15/2024	Bill Review Fee	2.49
03/26/2024	252851	Fallbrook Public Utility District	02/15/2024	Medical, general	172.03
03/26/2024	252856	Fallbrook Public Utility District	02/15/2024	Physical therapy	168.37
03/26/2024	252857	Fallbrook Public Utility District	02/15/2024	Physical therapy	165.98
03/26/2024	252858	Fallbrook Public Utility District	02/15/2024	Physical therapy	167.20
03/26/2024	252859	Fallbrook Public Utility District	02/15/2024	Physical therapy	167.20
03/26/2024	252863	Fallbrook Public Utility District	02/15/2024	Physical therapy	163.52
03/26/2024	252864	Fallbrook Public Utility District	02/15/2024	Physical therapy	183.14
03/26/2024	252865	Fallbrook Public Utility District	02/15/2024	Medical, general	132.14
03/26/2024	252868	Fallbrook Public Utility District	11/22/2023	Diagnostics	481.97
03/26/2024	252866	Fallbrook Public Utility District	11/22/2023	Medical, general	132.14
03/26/2024	252770	Fallbrook Public Utility District	11/22/2023	Bill Review Fee	6.50
03/26/2024	252771	Fallbrook Public Utility District	11/22/2023	Bill Review Fee	2.49
03/28/2024	252970	Florin Resource Conservation District/Elk	11/14/2023	TTD	2,502.40
03/27/2024	252956	Florin Resource Conservation District/Elk	11/14/2023	Anesthesiologist	242.11
03/26/2024	252440	Florin Resource Conservation District/Elk	03/13/2024	Appraiser	110.00
03/27/2024	252943	Foothill Municipal Water District	12/06/2023	Medical, general	121.28
03/26/2024	252887	Fresno Metropolitan Flood Control District	06/03/2023	Physical therapy	958.75
03/19/2024	252287	Fresno Metropolitan Flood Control District	06/02/2023	Bill Review Fee	8.50
03/26/2024	252547	Fresno Metropolitan Flood Control District	06/03/2023	Photocopy	103.25
03/26/2024	252501	Fresno Metropolitan Flood Control District	06/03/2023	Legal (Defense)	1,391.02
03/26/2024	252519	Fresno Metropolitan Flood Control District	06/03/2023	Deposition/Witness fees	1,631.00
03/26/2024	252520	Fresno Metropolitan Flood Control District	06/03/2023	Deposition/Witness fees	1,718.80
03/19/2024	252285	Fresno Metropolitan Flood Control District	06/02/2023	Med/Legal evaluation	11,542.23
03/26/2024	252450	Glenn-Colusa Irrigation District	01/22/2024	Property - District Property	10,228.50
03/26/2024	252499	Glenn-Colusa Irrigation District	07/13/2021	Bill Review Fee	8.50
03/26/2024	252552	Glenn-Colusa Irrigation District	06/21/2021	Bill Review Fee	6.50
03/26/2024	252503	Glenn-Colusa Irrigation District	05/24/2023	Medical, general	140.19
03/26/2024	252706	Glenn-Colusa Irrigation District	05/24/2023	Bill Review Fee	6.50
03/19/2024	252288	Glenn-Colusa Irrigation District	10/19/2021	Medical, general	287.29
03/19/2024	252287	Glenn-Colusa Irrigation District	10/19/2021	Bill Review Fee	8.50

from 03/16/2024
to 03/31/2024

ACWA Joint Powers Insurance Authority

Sorted By District

Claims Payment Report

<u>Check Date</u>	<u>Check Number</u>	<u>District Name</u>	<u>Claim Date</u>	<u>Transaction Type</u>	<u>Amount</u>
03/19/2024	252290	Glenn-Colusa Irrigation District	02/14/2024	Medical, general	130.32
03/19/2024	252287	Glenn-Colusa Irrigation District	02/14/2024	Bill Review Fee	8.50
03/19/2024	252287	Glenn-Colusa Irrigation District	02/14/2024	Bill Review Fee	11.94
03/26/2024	252822	Goleta Water District	01/08/2024	DME Supplies	217.42
03/26/2024	252578	Goleta Water District	01/08/2024	Bill Review Fee	6.50
03/26/2024	252579	Goleta Water District	01/08/2024	Bill Review Fee	0.76
03/26/2024	252584	Goleta Water District	01/08/2024	Bill Review Fee	6.50
03/26/2024	252585	Goleta Water District	01/08/2024	Bill Review Fee	0.24
03/26/2024	252617	Goleta Water District	01/08/2024	Bill Review Fee	6.50
03/19/2024	252301	Goleta Water District	01/08/2024	Medical, general	134.27
03/19/2024	252302	Goleta Water District	01/08/2024	Medical, general	134.27
03/26/2024	252904	Goleta Water District	01/08/2024	Medical, general	148.50
03/26/2024	252905	Goleta Water District	01/08/2024	Medical, general	46.42
03/19/2024	252287	Goleta Water District	01/08/2024	Bill Review Fee	8.50
03/19/2024	252287	Goleta Water District	01/08/2024	Bill Review Fee	0.69
03/19/2024	252287	Goleta Water District	01/08/2024	Bill Review Fee	8.50
03/19/2024	252287	Goleta Water District	01/08/2024	Bill Review Fee	0.69
03/21/2024	252354	Helix Water District	03/14/2023	Bill Review Fee	6.50
03/21/2024	252355	Helix Water District	03/14/2023	Bill Review Fee	6.50
03/21/2024	252356	Helix Water District	03/14/2023	Bill Review Fee	6.50
03/21/2024	252357	Helix Water District	03/14/2023	Bill Review Fee	3.23
03/21/2024	252416	Helix Water District	03/14/2023	Medical, general	144.00
03/21/2024	252417	Helix Water District	03/14/2023	Medical, general	144.00
03/21/2024	252422	Helix Water District	03/14/2023	Medical, general	245.76
03/19/2024	252298	Helix Water District	03/14/2023	Diagnostics	385.40
03/28/2024	252968	Helix Water District	03/16/2022	PPD	580.00
03/28/2024	252973	Helix Water District	07/27/2022	Chiropractor	133.69
03/26/2024	252901	Helix Water District	04/12/1989	Chiropractor	50.84
03/26/2024	252902	Helix Water District	04/12/1989	Chiropractor	50.40
03/26/2024	252711	Helix Water District	04/12/1989	Bill Review Fee	6.50
03/26/2024	252712	Helix Water District	04/12/1989	Bill Review Fee	2.24
03/26/2024	252713	Helix Water District	04/12/1989	Bill Review Fee	6.50
03/26/2024	252714	Helix Water District	04/12/1989	Bill Review Fee	2.23
03/26/2024	252477	Helix Water District	10/30/2023	Physical therapy	288.85
03/26/2024	252478	Helix Water District	10/30/2023	Physical therapy	163.52
03/26/2024	252479	Helix Water District	10/30/2023	Physical therapy	164.75
03/21/2024	252413	Helix Water District	10/30/2023	TTD	1,611.71
03/20/2024	252313	Helix Water District	07/23/2019	Bill Review Fee	6.50
03/20/2024	252314	Helix Water District	07/23/2019	Bill Review Fee	6.50
03/21/2024	252341	Helix Water District	07/23/2019	Bill Review Fee	6.50
03/21/2024	252342	Helix Water District	07/23/2019	Bill Review Fee	46.07
03/21/2024	252415	Helix Water District	07/23/2019	Medical, general	350.80
03/26/2024	252869	Helix Water District	01/30/2024	Diagnostics	339.24
03/26/2024	252481	Helix Water District	01/30/2024	Physical therapy	287.06

from 03/16/2024
to 03/31/2024

ACWA Joint Powers Insurance Authority

Sorted By District

Claims Payment Report

<u>Check Date</u>	<u>Check Number</u>	<u>District Name</u>	<u>Claim Date</u>	<u>Transaction Type</u>	<u>Amount</u>
03/26/2024	252482	Helix Water District	01/30/2024	Physical therapy	160.35
03/26/2024	252483	Helix Water District	01/30/2024	Physical therapy	160.35
03/26/2024	252825	Humboldt Bay Municipal Water District	04/06/2021	PPD	580.00
03/26/2024	252655	Humboldt Community Services District	12/19/2023	Bill Review Fee	6.50
03/26/2024	252656	Humboldt Community Services District	12/19/2023	Bill Review Fee	12.90
03/26/2024	252867	Humboldt Community Services District	12/19/2023	Medical, general	99.15
03/26/2024	252514	Idyllwild Water District	11/14/2021	Investigation/Subrosa	350.00
03/26/2024	252776	Joshua Basin Water District	11/09/2018	Bill Review Fee	6.50
03/26/2024	252777	Joshua Basin Water District	11/09/2018	Bill Review Fee	24.02
03/26/2024	252923	Joshua Basin Water District	11/09/2018	Medical, general	111.35
03/27/2024	252933	Kern County Water Agency	02/02/2024	Appraiser	465.00
03/26/2024	252453	Kern Delta Water District	08/07/2023	Liability - Property Damage	9,425.30
03/26/2024	252454	Kern Delta Water District	08/07/2023	Liability - Property Damage	3,969.34
03/26/2024	252452	Kern Delta Water District	08/07/2023	Liability - Property Damage	3,539.64
03/19/2024	252271	Kern Delta Water District	08/07/2023	Liability - Property Damage	2,820.77
03/19/2024	252272	Kern Delta Water District	08/07/2023	Liability - Property Damage	9,603.83
03/26/2024	252444	Kern Delta Water District	05/13/2023	Expert	600.00
03/26/2024	252460	Kern Delta Water District	08/07/2023	Liability - Property Damage	5,517.54
03/26/2024	252455	Kern Delta Water District	08/07/2023	Liability - Property Damage	3,732.14
03/21/2024	252435	Kings River Conservation District	03/02/2018	PPD	13,195.00
03/26/2024	252529	Kinneloa Irrigation District	12/07/2023	Case management service	3,456.00
03/26/2024	252492	Laguna Beach County Water District	06/11/2020	Laboratory fee	103.33
03/26/2024	252473	Laguna Beach County Water District	06/11/2020	DME Supplies	67.14
03/27/2024	252935	Laguna Beach County Water District	06/11/2020	Surgery Costs	27,824.27
03/21/2024	252331	Laguna Beach County Water District	06/11/2020	Surgery Costs	1,704.35
03/21/2024	252329	Laguna Beach County Water District	06/11/2020	Bill Review Fee	8.50
03/26/2024	252918	Laguna Beach County Water District	06/11/2020	Physical therapy	609.99
03/21/2024	252345	Laguna Beach County Water District	06/11/2020	Bill Review Fee	6.50
03/21/2024	252346	Laguna Beach County Water District	06/11/2020	Bill Review Fee	63.67
03/26/2024	252586	Laguna Beach County Water District	06/11/2020	Bill Review Fee	6.50
03/26/2024	252587	Laguna Beach County Water District	06/11/2020	Bill Review Fee	50.83
03/26/2024	252618	Laguna Beach County Water District	06/11/2020	Bill Review Fee	6.50
03/26/2024	252619	Laguna Beach County Water District	06/11/2020	Bill Review Fee	12.96
03/19/2024	252267	Laguna Irrigation District	11/17/2023	Liability - Property Damage	165.00
03/19/2024	252273	Laguna Irrigation District	11/17/2023	Liability - Property Damage	8,123.14
03/26/2024	252471	Las Virgenes Municipal Water District	01/04/2024	Medical, general	658.48
03/26/2024	252472	Las Virgenes Municipal Water District	01/04/2024	Medical, general	61.91
03/26/2024	252748	Las Virgenes Municipal Water District	01/04/2024	Bill Review Fee	6.50
03/26/2024	252749	Las Virgenes Municipal Water District	01/04/2024	Bill Review Fee	47.86
03/26/2024	252750	Las Virgenes Municipal Water District	01/04/2024	Bill Review Fee	6.50
03/26/2024	252751	Las Virgenes Municipal Water District	01/04/2024	Bill Review Fee	6.86
03/21/2024	252431	Las Virgenes Municipal Water District	02/01/2013	Medical, general	302.95
03/21/2024	252340	Las Virgenes Municipal Water District	02/01/2013	Bill Review Fee	6.50
03/28/2024	252961	Las Virgenes Municipal Water District	02/01/2013	Bill Review Fee	8.50

from 03/16/2024
to 03/31/2024

ACWA Joint Powers Insurance Authority

Sorted By District

Claims Payment Report

<u>Check Date</u>	<u>Check Number</u>	<u>District Name</u>	<u>Claim Date</u>	<u>Transaction Type</u>	<u>Amount</u>
03/26/2024	252467	Las Virgenes Municipal Water District	02/01/2013	Case management service	651.00
03/26/2024	252468	Las Virgenes Municipal Water District	02/01/2013	Case management service	619.50
03/26/2024	252470	Las Virgenes Municipal Water District	01/03/2024	Medical, general	179.25
03/26/2024	252746	Las Virgenes Municipal Water District	01/03/2024	Bill Review Fee	6.50
03/26/2024	252747	Las Virgenes Municipal Water District	01/03/2024	Bill Review Fee	10.39
03/19/2024	252293	Mammoth Community Water District	04/06/2023	Wage loss	202.12
03/21/2024	252396	Mammoth Community Water District	04/06/2023	Bill Review Fee	6.50
03/21/2024	252397	Mammoth Community Water District	04/06/2023	Bill Review Fee	29.62
03/26/2024	252785	Mammoth Community Water District	04/06/2023	Bill Review Fee	6.50
03/26/2024	252786	Mammoth Community Water District	04/06/2023	Bill Review Fee	2,051.39
03/26/2024	252790	Mammoth Community Water District	04/06/2023	Bill Review Fee	6.50
03/26/2024	252791	Mammoth Community Water District	04/06/2023	Bill Review Fee	22.22
03/26/2024	252792	Mammoth Community Water District	04/06/2023	Bill Review Fee	6.50
03/26/2024	252793	Mammoth Community Water District	04/06/2023	Bill Review Fee	138.88
03/21/2024	252337	Mammoth Community Water District	04/06/2023	Physical therapy	915.51
03/28/2024	252969	Mammoth Community Water District	04/06/2023	Medical, general	63,396.04
03/26/2024	252549	Mammoth Community Water District	04/06/2023	Medical, general	348.02
03/26/2024	252550	Mammoth Community Water District	04/06/2023	Medical, general	2,175.13
03/26/2024	252522	Mariana Ranchos County Water District	09/10/2019	PPD	580.00
03/26/2024	252461	Merced Irrigation District	05/01/2023	TTD	1,819.20
03/26/2024	252464	Merced Irrigation District	05/01/2023	Case management service	1,568.41
03/26/2024	252465	Merced Irrigation District	05/01/2023	Case management service	1,179.91
03/26/2024	252466	Merced Irrigation District	05/01/2023	Case management service	1,200.91
03/20/2024	252312	Merced Irrigation District	05/01/2023	Mileage	231.87
03/19/2024	252287	Merced Irrigation District	10/04/2023	Bill Review Fee	8.50
03/19/2024	252287	Merced Irrigation District	10/04/2023	Bill Review Fee	49.58
03/19/2024	252306	Merced Irrigation District	10/04/2023	Medical, general	417.45
03/21/2024	252407	Merced Irrigation District	04/25/2023	Diagnostics	350.76
03/21/2024	252360	Merced Irrigation District	04/25/2023	Bill Review Fee	6.50
03/26/2024	252657	Merced Irrigation District	04/25/2023	Bill Review Fee	6.50
03/26/2024	252658	Merced Irrigation District	04/25/2023	Bill Review Fee	14.75
03/26/2024	252913	Merced Irrigation District	04/25/2023	Medical, general	75.97
03/26/2024	252445	Merced Irrigation District	09/19/2023	Expert	1,417.00
03/26/2024	252446	Merced Irrigation District	08/05/2023	Expert	1,417.00
03/27/2024	252952	Merced Irrigation District	03/10/2024	Medical, general	168.50
03/26/2024	252542	Merced Irrigation District	03/14/2024	TTD	1,340.51
03/19/2024	252287	Merced Irrigation District	07/15/2018	Bill Review Fee	8.50
03/19/2024	252287	Merced Irrigation District	07/15/2018	Bill Review Fee	82.21
03/19/2024	252299	Merced Irrigation District	07/15/2018	Medical, general	294.07
03/19/2024	252287	Merced Irrigation District	10/09/2023	Bill Review Fee	8.50
03/19/2024	252287	Merced Irrigation District	10/09/2023	Bill Review Fee	69.99
03/19/2024	252307	Merced Irrigation District	10/09/2023	Medical, general	416.51
03/26/2024	252499	Merced Irrigation District	01/24/2023	Bill Review Fee	8.50
03/21/2024	252361	Mesa Water District	04/24/2023	Bill Review Fee	6.50

from 03/16/2024
to 03/31/2024

ACWA Joint Powers Insurance Authority

Sorted By District

Claims Payment Report

<u>Check Date</u>	<u>Check Number</u>	<u>District Name</u>	<u>Claim Date</u>	<u>Transaction Type</u>	<u>Amount</u>
03/21/2024	252362	Mesa Water District	04/24/2023	Bill Review Fee	19.92
03/21/2024	252363	Mesa Water District	04/24/2023	Bill Review Fee	6.50
03/21/2024	252364	Mesa Water District	04/24/2023	Bill Review Fee	3.37
03/21/2024	252365	Mesa Water District	04/24/2023	Bill Review Fee	6.50
03/21/2024	252366	Mesa Water District	04/24/2023	Bill Review Fee	2.10
03/26/2024	252781	Mesa Water District	04/24/2023	Bill Review Fee	6.50
03/26/2024	252782	Mesa Water District	04/24/2023	Bill Review Fee	2.10
03/19/2024	252287	Mesa Water District	04/24/2023	Bill Review Fee	8.50
03/19/2024	252287	Mesa Water District	04/24/2023	Bill Review Fee	0.19
03/21/2024	252326	Mesa Water District	04/24/2023	Surgery Costs	1,513.73
03/19/2024	252286	Mesa Water District	04/24/2023	Medical, general	14.43
03/21/2024	252327	Mesa Water District	04/24/2023	Physical therapy	255.96
03/21/2024	252328	Mesa Water District	04/24/2023	Physical therapy	159.62
03/26/2024	252496	Mesa Water District	04/24/2023	Physical therapy	159.62
03/27/2024	252938	Mesa Water District	04/24/2023	Physical therapy	159.62
03/27/2024	252937	Mesa Water District	08/31/2022	Medical, general	150.95
03/19/2024	252274	Mesa Water District	07/30/2020	Physical therapy	132.90
03/19/2024	252275	Mesa Water District	07/30/2020	Physical therapy	132.90
03/26/2024	252462	Mesa Water District	07/30/2020	Physical therapy	132.90
03/26/2024	252463	Mesa Water District	07/30/2020	Physical therapy	128.85
03/26/2024	252641	Mesa Water District	07/30/2020	Bill Review Fee	6.50
03/26/2024	252642	Mesa Water District	07/30/2020	Bill Review Fee	5.87
03/26/2024	252643	Mesa Water District	07/30/2020	Bill Review Fee	6.50
03/26/2024	252644	Mesa Water District	07/30/2020	Bill Review Fee	5.69
03/19/2024	252287	Mesa Water District	07/30/2020	Bill Review Fee	8.50
03/19/2024	252287	Mesa Water District	07/30/2020	Bill Review Fee	5.87
03/26/2024	252896	Mesa Water District	07/30/2020	Legal (Defense)	570.00
03/26/2024	252534	Mesa Water District	07/30/2020	TTD	2,314.58
03/19/2024	252287	Mesa Water District	07/30/2020	Bill Review Fee	8.50
03/19/2024	252287	Mesa Water District	07/30/2020	Bill Review Fee	5.87
03/26/2024	252451	Mid-Peninsula Water District	04/05/2021	Liability - Property Damage	32,985.00
03/26/2024	252794	Mid-Peninsula Water District	03/19/2021	Bill Review Fee	6.50
03/26/2024	252795	Mid-Peninsula Water District	03/19/2021	Bill Review Fee	6.50
03/26/2024	252797	Mid-Peninsula Water District	03/19/2021	Bill Review Fee	6.50
03/19/2024	252292	Mid-Peninsula Water District	03/19/2021	Mileage	34.00
03/26/2024	252702	Mission Hills Community Services District	03/04/2024	Bill Review Fee	6.50
03/26/2024	252703	Mission Hills Community Services District	03/04/2024	Bill Review Fee	10.90
03/26/2024	252540	Mission Hills Community Services District	03/04/2024	Medical, general	75.97
03/26/2024	252635	Mission Springs Water District	01/25/2023	Bill Review Fee	6.50
03/26/2024	252636	Mission Springs Water District	01/25/2023	Bill Review Fee	31.76
03/26/2024	252521	Mission Springs Water District	01/25/2023	Diagnostics	508.12
03/26/2024	252487	Mission Springs Water District	01/25/2023	Med/Legal evaluation	650.00
03/26/2024	252499	Mission Springs Water District	08/13/2022	Bill Review Fee	8.50
03/26/2024	252536	Mission Springs Water District	08/13/2022	Medical, general	492.00

from 03/16/2024
to 03/31/2024

ACWA Joint Powers Insurance Authority

Sorted By District

Claims Payment Report

<u>Check Date</u>	<u>Check Number</u>	<u>District Name</u>	<u>Claim Date</u>	<u>Transaction Type</u>	<u>Amount</u>
03/26/2024	252895	Mission Springs Water District	05/11/2021	Photocopy	230.00
03/26/2024	252883	Montara Water & Sanitary District	07/18/2023	Physical therapy	175.75
03/26/2024	252884	Montara Water & Sanitary District	07/18/2023	Physical therapy	265.18
03/26/2024	252885	Montara Water & Sanitary District	07/18/2023	Physical therapy	137.98
03/26/2024	252886	Montara Water & Sanitary District	07/18/2023	Physical therapy	175.75
03/27/2024	252951	Monte Vista Water District	02/18/2024	Medical, general	170.19
03/19/2024	252300	Monte Vista Water District	11/28/2023	Medical, general	254.17
03/19/2024	252287	Monte Vista Water District	11/28/2023	Bill Review Fee	8.50
03/26/2024	252892	Monte Vista Water District	11/28/2023	Medical, general	168.50
03/26/2024	252649	Monte Vista Water District	11/28/2023	Bill Review Fee	6.50
03/26/2024	252650	Monte Vista Water District	11/28/2023	Bill Review Fee	20.31
03/26/2024	252891	Monte Vista Water District	12/18/2023	Medical, general	175.89
03/26/2024	252893	Monte Vista Water District	12/18/2023	Medical, general	173.01
03/26/2024	252499	Monte Vista Water District	12/18/2023	Bill Review Fee	13.31
03/26/2024	252480	Monte Vista Water District	12/18/2023	Physical therapy	80.38
03/26/2024	252645	Monte Vista Water District	12/18/2023	Bill Review Fee	6.50
03/26/2024	252646	Monte Vista Water District	12/18/2023	Bill Review Fee	24.97
03/26/2024	252761	Monte Vista Water District	12/18/2023	Bill Review Fee	6.50
03/26/2024	252890	Monte Vista Water District	12/18/2023	Diagnostics	112.99
03/28/2024	252975	Monte Vista Water District	01/31/2024	Medical, general	90.23
03/26/2024	252515	Monte Vista Water District	01/31/2024	Investigation/Subrosa	702.00
03/19/2024	252269	Montecito Water District	06/15/2023	Liability - Small Claims	725.00
03/26/2024	252877	Montecito Water District	08/04/2023	Physical therapy	150.42
03/26/2024	252878	Montecito Water District	08/04/2023	Physical therapy	118.65
03/26/2024	252879	Montecito Water District	08/04/2023	Physical therapy	150.95
03/26/2024	252880	Montecito Water District	08/04/2023	Physical therapy	118.65
03/26/2024	252881	Montecito Water District	08/04/2023	Physical therapy	150.95
03/26/2024	252882	Montecito Water District	08/04/2023	Physical therapy	150.95
03/20/2024	252310	Montecito Water District	12/21/2022	Liability - Small Claims	11,000.00
03/19/2024	252268	Montecito Water District	06/23/2023	Liability - Small Claims	566.66
03/26/2024	252906	Montecito Water District	02/12/2024	Medical, general	137.84
03/26/2024	252907	Montecito Water District	02/12/2024	Medical, general	165.68
03/26/2024	252692	Montecito Water District	02/12/2024	Bill Review Fee	6.50
03/26/2024	252693	Montecito Water District	02/12/2024	Bill Review Fee	0.70
03/26/2024	252756	Montecito Water District	02/12/2024	Bill Review Fee	6.50
03/26/2024	252757	Montecito Water District	02/12/2024	Bill Review Fee	0.85
03/21/2024	252380	Moulton Niguel Water District	01/02/2024	Bill Review Fee	6.50
03/21/2024	252381	Moulton Niguel Water District	01/02/2024	Bill Review Fee	31.31
03/21/2024	252429	Moulton Niguel Water District	01/02/2024	Medical, general	214.99
03/27/2024	252948	Moulton Niguel Water District	01/02/2024	Medical, general	152.98
03/27/2024	252949	Moulton Niguel Water District	01/02/2024	Medical, general	92.01
03/27/2024	252950	Moulton Niguel Water District	01/02/2024	Medical, general	117.76
03/21/2024	252332	Moulton Niguel Water District	01/02/2024	TTD	2,541.96
03/26/2024	252437	Moulton Niguel Water District	06/01/2020	Expert	22,225.50

from 03/16/2024
to 03/31/2024

ACWA Joint Powers Insurance Authority

Sorted By District

Claims Payment Report

<u>Check Date</u>	<u>Check Number</u>	<u>District Name</u>	<u>Claim Date</u>	<u>Transaction Type</u>	<u>Amount</u>
03/26/2024	252438	Moulton Niguel Water District	06/01/2020	Expert	65,805.57
03/26/2024	252812	Moulton Niguel Water District	12/05/2023	Physical therapy	154.50
03/21/2024	252377	Moulton Niguel Water District	12/05/2023	Bill Review Fee	6.50
03/21/2024	252378	Moulton Niguel Water District	12/05/2023	Bill Review Fee	23.26
03/26/2024	252787	Moulton Niguel Water District	12/05/2023	Bill Review Fee	6.50
03/21/2024	252428	Moulton Niguel Water District	12/05/2023	Medical, general	203.51
03/21/2024	252317	Oakdale Irrigation District	09/29/2023	Adjuster	1,569.73
03/26/2024	252441	Olivenhain Municipal Water District	08/25/2023	Adjuster	1,362.50
03/26/2024	252798	Orange County Water District	11/17/2003	Physical therapy	104.81
03/26/2024	252799	Orange County Water District	11/17/2003	Physical therapy	104.81
03/26/2024	252800	Orange County Water District	11/17/2003	Physical therapy	104.81
03/26/2024	252801	Orange County Water District	11/17/2003	Physical therapy	101.43
03/26/2024	252580	Orange County Water District	11/17/2003	Bill Review Fee	6.50
03/26/2024	252581	Orange County Water District	11/17/2003	Bill Review Fee	8.73
03/26/2024	252582	Orange County Water District	11/17/2003	Bill Review Fee	6.50
03/26/2024	252583	Orange County Water District	11/17/2003	Bill Review Fee	8.73
03/26/2024	252704	Orange County Water District	11/17/2003	Bill Review Fee	6.50
03/26/2024	252705	Orange County Water District	11/17/2003	Bill Review Fee	8.73
03/26/2024	252742	Orange County Water District	11/17/2003	Bill Review Fee	6.50
03/26/2024	252743	Orange County Water District	11/17/2003	Bill Review Fee	8.45
03/19/2024	252280	Orange County Water District	11/17/2003	Medical, general	101.22
03/19/2024	252287	Orange County Water District	11/17/2003	Bill Review Fee	8.50
03/19/2024	252287	Orange County Water District	11/17/2003	Bill Review Fee	14.39
03/27/2024	252939	Orange County Water District	02/20/2024	Medical, general	211.08
03/26/2024	252820	Otay Water District	01/01/2023	DME Supplies	177.22
03/27/2024	252945	Otay Water District	01/01/2023	Medical, general	132.77
03/26/2024	252539	Otay Water District	01/01/2023	Medical, general	132.77
03/21/2024	252353	Otay Water District	01/01/2023	Bill Review Fee	6.50
03/26/2024	252662	Otay Water District	01/01/2023	Bill Review Fee	6.50
03/26/2024	252663	Otay Water District	01/01/2023	Bill Review Fee	5.86
03/26/2024	252927	Otay Water District	06/15/2022	Med/Legal evaluation	1,316.25
03/21/2024	252392	Otay Water District	06/15/2022	Bill Review Fee	6.50
03/21/2024	252393	Otay Water District	06/15/2022	Bill Review Fee	12.19
03/26/2024	252678	Otay Water District	06/15/2022	Bill Review Fee	6.50
03/26/2024	252679	Otay Water District	06/15/2022	Bill Review Fee	10.48
03/26/2024	252778	Otay Water District	06/15/2022	Bill Review Fee	6.50
03/26/2024	252779	Otay Water District	06/15/2022	Bill Review Fee	6.50
03/26/2024	252780	Otay Water District	06/15/2022	Bill Review Fee	24.63
03/21/2024	252404	Otay Water District	06/15/2022	Physical therapy	146.28
03/26/2024	252809	Otay Water District	06/15/2022	Medical, general	125.77
03/26/2024	252502	Otay Water District	06/15/2022	Physical therapy	116.41
03/27/2024	252946	Otay Water District	06/15/2022	Physical therapy	129.32
03/19/2024	252287	Otay Water District	03/15/2023	Bill Review Fee	8.50
03/19/2024	252287	Otay Water District	03/15/2023	Bill Review Fee	7.80

from 03/16/2024
to 03/31/2024

ACWA Joint Powers Insurance Authority

Sorted By District

Claims Payment Report

<u>Check Date</u>	<u>Check Number</u>	<u>District Name</u>	<u>Claim Date</u>	<u>Transaction Type</u>	<u>Amount</u>
03/19/2024	252305	Otay Water District	03/15/2023	Medical, general	176.84
03/19/2024	252287	Pajaro Valley Water Management Agency	11/03/2023	Bill Review Fee	8.50
03/19/2024	252289	Pajaro Valley Water Management Agency	11/03/2023	Medical, general	136.32
03/26/2024	252508	Pajaro Valley Water Management Agency	02/20/2023	Medical, general	140.82
03/26/2024	252610	Pajaro Valley Water Management Agency	02/20/2023	Bill Review Fee	6.50
03/19/2024	252270	Palm Ranch Irrigation District	06/13/2023	Expert	3,496.88
03/19/2024	252291	Palmdale Water District	04/06/2023	TTD	1,700.06
03/21/2024	252405	Palmdale Water District	04/06/2023	Diagnostics	326.29
03/21/2024	252406	Palmdale Water District	04/06/2023	Diagnostics	469.56
03/21/2024	252358	Palmdale Water District	04/06/2023	Bill Review Fee	6.50
03/21/2024	252359	Palmdale Water District	04/06/2023	Bill Review Fee	6.50
03/19/2024	252294	Palmdale Water District	08/01/2023	Deposition/Witness fees	806.67
03/26/2024	252823	Palmdale Water District	08/01/2023	Legal (Defense)	817.00
03/26/2024	252500	Palmdale Water District	10/31/2021	Legal (Defense)	281.16
03/21/2024	252434	Palmdale Water District	10/31/2021	PPD	580.00
03/26/2024	252808	Palmdale Water District	10/31/2021	IMR Fee	115.00
03/26/2024	252555	Palmdale Water District	10/31/2021	Bill Review Fee	6.50
03/26/2024	252556	Palmdale Water District	10/31/2021	Bill Review Fee	5.96
03/26/2024	252509	Palmdale Water District	10/31/2021	Medical, general	135.06
03/28/2024	252960	Panoche Water District	05/30/2023	Wage loss	694.60
03/28/2024	252959	Panoche Water District	07/10/2023	Medical, general	115.74
03/26/2024	252498	Paradise Irrigation District	08/29/2023	Medical, general	103.23
03/26/2024	252604	Paradise Irrigation District	08/29/2023	Bill Review Fee	6.50
03/26/2024	252605	Paradise Irrigation District	08/29/2023	Bill Review Fee	4.56
03/21/2024	252343	Patterson Irrigation District	08/09/2012	Bill Review Fee	6.50
03/21/2024	252344	Patterson Irrigation District	08/09/2012	Bill Review Fee	26.50
03/21/2024	252324	Patterson Irrigation District	08/09/2012	Medical, general	121.81
03/26/2024	252805	Patterson Irrigation District	08/09/2012	IMR Fee	345.00
03/26/2024	252715	Patterson Irrigation District	11/14/2023	Bill Review Fee	6.50
03/26/2024	252716	Patterson Irrigation District	11/14/2023	Bill Review Fee	10.18
03/26/2024	252491	Patterson Irrigation District	11/14/2023	Medical, general	164.47
03/19/2024	252266	Purissima Hills Water District	08/26/2018	Liability - Property Damage	977.89
03/26/2024	252760	Ramona Municipal Water District	01/25/2024	Bill Review Fee	6.50
03/26/2024	252876	Ramona Municipal Water District	01/25/2024	Medical, general	14.52
03/27/2024	252942	Reclamation District #108	02/26/2024	Diagnostics	57.74
03/27/2024	252941	Reclamation District #108	02/26/2024	Medical, general	170.93
03/26/2024	252824	Rowland Water District	03/24/2021	Legal (Defense)	298.50
03/27/2024	252932	Sacramento Suburban Water District	12/19/2019	Expert	3,000.00
03/26/2024	252459	Sacramento Suburban Water District	01/12/2024	Liability - Property Damage	2,969.66
03/26/2024	252900	San Bernardino Valley Municipal Water Di	06/07/2023	Physical therapy	147.44
03/26/2024	252783	San Bernardino Valley Municipal Water Di	06/07/2023	Bill Review Fee	6.50
03/26/2024	252784	San Bernardino Valley Municipal Water Di	06/07/2023	Bill Review Fee	1.14
03/26/2024	252561	San Bernardino Valley Municipal Water Di	03/06/2024	Bill Review Fee	6.50
03/26/2024	252562	San Bernardino Valley Municipal Water Di	03/06/2024	Bill Review Fee	2.93

from 03/16/2024
to 03/31/2024

ACWA Joint Powers Insurance Authority

Sorted By District

Claims Payment Report

<u>Check Date</u>	<u>Check Number</u>	<u>District Name</u>	<u>Claim Date</u>	<u>Transaction Type</u>	<u>Amount</u>
03/26/2024	252717	San Bernardino Valley Municipal Water Di	03/06/2024	Bill Review Fee	6.50
03/26/2024	252718	San Bernardino Valley Municipal Water Di	03/06/2024	Bill Review Fee	2.66
03/26/2024	252835	San Bernardino Valley Municipal Water Di	03/06/2024	Medical, general	155.46
03/26/2024	252852	San Bernardino Valley Municipal Water Di	03/06/2024	Medical, general	141.10
03/26/2024	252569	San Bernardino Valley Water Conservatio	03/08/2024	Bill Review Fee	6.50
03/26/2024	252570	San Bernardino Valley Water Conservatio	03/08/2024	Bill Review Fee	12.43
03/26/2024	252733	San Bernardino Valley Water Conservatio	03/08/2024	Bill Review Fee	6.50
03/26/2024	252734	San Bernardino Valley Water Conservatio	03/08/2024	Bill Review Fee	9.76
03/26/2024	252839	San Bernardino Valley Water Conservatio	03/08/2024	Medical, general	660.57
03/26/2024	252860	San Bernardino Valley Water Conservatio	03/08/2024	Medical, general	518.40
03/26/2024	252447	San Bernardino Valley Water Conservatio	01/23/2023	Property - District Property	65,945.41
03/28/2024	252976	San Bernardino Valley Water Conservatio	03/06/2024	TTD	2,166.26
03/28/2024	252977	San Bernardino Valley Water Conservatio	03/06/2024	TTD	464.20
03/26/2024	252559	San Bernardino Valley Water Conservatio	03/06/2024	Bill Review Fee	6.50
03/26/2024	252560	San Bernardino Valley Water Conservatio	03/06/2024	Bill Review Fee	3.72
03/26/2024	252565	San Bernardino Valley Water Conservatio	03/06/2024	Bill Review Fee	6.50
03/26/2024	252566	San Bernardino Valley Water Conservatio	03/06/2024	Bill Review Fee	2.30
03/26/2024	252723	San Bernardino Valley Water Conservatio	03/06/2024	Bill Review Fee	6.50
03/26/2024	252724	San Bernardino Valley Water Conservatio	03/06/2024	Bill Review Fee	2.39
03/26/2024	252834	San Bernardino Valley Water Conservatio	03/06/2024	Medical, general	197.41
03/26/2024	252837	San Bernardino Valley Water Conservatio	03/06/2024	Medical, general	122.06
03/26/2024	252855	San Bernardino Valley Water Conservatio	03/06/2024	Medical, general	126.97
03/26/2024	252442	San Juan Water District	01/03/2023	Adjuster	1,328.20
03/26/2024	252513	San Luis & Delta-Mendota Water Authority	02/28/2024	Investigation/Subrosa	333.00
03/21/2024	252387	San Luis & Delta-Mendota Water Authority	02/28/2024	Bill Review Fee	6.50
03/21/2024	252388	San Luis & Delta-Mendota Water Authority	02/28/2024	Bill Review Fee	3.21
03/21/2024	252389	San Luis & Delta-Mendota Water Authority	02/28/2024	Bill Review Fee	6.50
03/21/2024	252390	San Luis & Delta-Mendota Water Authority	02/28/2024	Bill Review Fee	6.57
03/26/2024	252772	San Luis & Delta-Mendota Water Authority	02/28/2024	Bill Review Fee	6.50
03/21/2024	252322	San Luis & Delta-Mendota Water Authority	02/28/2024	Medical, general	147.33
03/21/2024	252323	San Luis & Delta-Mendota Water Authority	02/28/2024	Medical, general	302.09
03/26/2024	252524	San Luis & Delta-Mendota Water Authority	02/28/2024	Pharmacy	24.31
03/26/2024	252543	San Luis & Delta-Mendota Water Authority	07/08/2014	Physical therapy	102.47
03/26/2024	252544	San Luis & Delta-Mendota Water Authority	07/08/2014	Physical therapy	102.47
03/26/2024	252664	San Luis & Delta-Mendota Water Authority	07/08/2014	Bill Review Fee	6.50
03/26/2024	252665	San Luis & Delta-Mendota Water Authority	07/08/2014	Bill Review Fee	8.54
03/26/2024	252666	San Luis & Delta-Mendota Water Authority	07/08/2014	Bill Review Fee	6.50
03/26/2024	252667	San Luis & Delta-Mendota Water Authority	07/08/2014	Bill Review Fee	8.54
03/26/2024	252486	San Luis Water District	09/04/2020	Medical, general	121.81
03/26/2024	252696	San Luis Water District	09/04/2020	Bill Review Fee	6.50
03/26/2024	252697	San Luis Water District	09/04/2020	Bill Review Fee	26.50
03/27/2024	252940	Santa Clarita Valley Water Agency	03/01/2022	Bill Review Fee	8.50
03/21/2024	252335	Santa Clarita Valley Water Agency	03/01/2022	TTD	1,319.75
03/21/2024	252336	Santa Clarita Valley Water Agency	03/01/2022	PPD	124.29

from 03/16/2024
to 03/31/2024

ACWA Joint Powers Insurance Authority

Sorted By District

Claims Payment Report

<u>Check Date</u>	<u>Check Number</u>	<u>District Name</u>	<u>Claim Date</u>	<u>Transaction Type</u>	<u>Amount</u>
03/26/2024	252813	Santa Clarita Valley Water Agency	09/02/2021	PPD	580.00
03/26/2024	252591	Santa Clarita Valley Water Agency	09/02/2021	Bill Review Fee	6.50
03/20/2024	252309	Santa Fe Irrigation District	07/06/2023	Property - District Property	56,113.46
03/26/2024	252811	Santa Ynez River WCD Improvement Dist	08/08/2001	Medical, general	314.01
03/26/2024	252773	Santa Ynez River WCD Improvement Dist	08/08/2001	Bill Review Fee	6.50
03/26/2024	252523	Scotts Valley Water District	04/18/2001	Legal (Defense)	587.40
03/27/2024	252931	Serrano Water District	12/22/2023	Appraiser	201.07
03/28/2024	252964	Solano County Water Agency	08/07/2023	TTD	3,030.96
03/26/2024	252832	Solano County Water Agency	08/07/2023	Hospital (Outpatient)	8,525.56
03/19/2024	252296	Solano County Water Agency	08/07/2023	Medical, general	91.16
03/26/2024	252829	Solano County Water Agency	08/07/2023	Medical, general	91.16
03/26/2024	252653	Solano County Water Agency	08/07/2023	Bill Review Fee	6.50
03/26/2024	252654	Solano County Water Agency	08/07/2023	Bill Review Fee	13.10
03/26/2024	252737	Solano County Water Agency	08/07/2023	Bill Review Fee	6.50
03/26/2024	252738	Solano County Water Agency	08/07/2023	Bill Review Fee	112.18
03/19/2024	252287	Solano County Water Agency	08/07/2023	Bill Review Fee	8.50
03/19/2024	252287	Solano County Water Agency	08/07/2023	Bill Review Fee	18.76
03/26/2024	252831	Solano County Water Agency	11/02/2022	Medical, general	91.16
03/26/2024	252659	Solano County Water Agency	11/02/2022	Bill Review Fee	6.50
03/26/2024	252660	Solano County Water Agency	11/02/2022	Bill Review Fee	18.76
03/26/2024	252532	Solano County Water Agency	07/11/2023	Pharmacy	7.96
03/26/2024	252458	Solano County Water Agency	04/07/2022	Expense General	1,017.75
03/26/2024	252830	Solano Irrigation District	02/22/2024	Medical, general	207.16
03/26/2024	252758	Solano Irrigation District	02/22/2024	Bill Review Fee	6.50
03/26/2024	252759	Solano Irrigation District	02/22/2024	Bill Review Fee	21.17
03/21/2024	252382	Solano Irrigation District	02/07/2024	Bill Review Fee	6.50
03/21/2024	252403	Solano Irrigation District	02/07/2024	Bill Review Fee	6.50
03/26/2024	252828	Solano Irrigation District	02/07/2024	Medical, general	108.94
03/26/2024	252651	Solano Irrigation District	02/07/2024	Bill Review Fee	6.50
03/26/2024	252652	Solano Irrigation District	02/07/2024	Bill Review Fee	16.62
03/21/2024	252427	Solano Irrigation District	02/07/2024	Hospital (Outpatient)	12.64
03/21/2024	252334	Solano Irrigation District	02/07/2024	Hospital (Outpatient)	276.28
03/26/2024	252516	Soquel Creek Water District	11/16/2020	Photocopy	270.10
03/28/2024	252963	Soquel Creek Water District	03/11/2024	Medical, general	173.66
03/26/2024	252637	South Coast Water District	01/10/2022	Bill Review Fee	6.50
03/26/2024	252638	South Coast Water District	01/10/2022	Bill Review Fee	21.94
03/26/2024	252924	South Coast Water District	01/10/2022	Medical, general	117.23
03/19/2024	252265	South Coast Water District	03/05/2023	Expert	1,100.00
03/21/2024	252316	South Coast Water District	03/05/2023	Expert	2,000.00
03/21/2024	252330	South Coast Water District	02/10/2021	TTD	2,712.62
03/26/2024	252553	South Coast Water District	02/10/2021	Bill Review Fee	6.50
03/26/2024	252929	South Coast Water District	02/10/2021	Medical, general	117.79
03/26/2024	252639	South Coast Water District	02/10/2021	Bill Review Fee	6.50
03/26/2024	252640	South Coast Water District	02/10/2021	Bill Review Fee	24.71

from 03/16/2024
to 03/31/2024

ACWA Joint Powers Insurance Authority

Sorted By District

Claims Payment Report

<u>Check Date</u>	<u>Check Number</u>	<u>District Name</u>	<u>Claim Date</u>	<u>Transaction Type</u>	<u>Amount</u>
03/19/2024	252282	South Tahoe Public Utility District	08/10/2023	Medical, general	157.78
03/19/2024	252287	South Tahoe Public Utility District	08/10/2023	Bill Review Fee	8.50
03/19/2024	252287	South Tahoe Public Utility District	08/10/2023	Bill Review Fee	0.64
03/26/2024	252925	Stockton-East Water District	08/04/2023	Legal (Defense)	856.00
03/26/2024	252548	Stockton-East Water District	08/04/2023	TTD	2,136.54
03/26/2024	252806	Stockton-East Water District	08/04/2023	IMR Fee	345.00
03/26/2024	252807	Stockton-East Water District	08/04/2023	IMR Fee	345.00
03/26/2024	252611	Stockton-East Water District	08/04/2023	Bill Review Fee	6.50
03/26/2024	252612	Stockton-East Water District	08/04/2023	Bill Review Fee	4.09
03/26/2024	252700	Stockton-East Water District	08/04/2023	Bill Review Fee	6.50
03/26/2024	252701	Stockton-East Water District	08/04/2023	Bill Review Fee	4.69
03/26/2024	252874	Stockton-East Water District	08/04/2023	Medical, general	256.26
03/26/2024	252875	Stockton-East Water District	08/04/2023	Medical, general	293.81
03/26/2024	252474	Stockton-East Water District	08/04/2023	Medical, general	211.94
03/26/2024	252475	Stockton-East Water District	08/04/2023	Medical, general	71.06
03/26/2024	252490	Stockton-East Water District	11/18/2023	Medical, general	344.97
03/26/2024	252647	Stockton-East Water District	11/18/2023	Bill Review Fee	6.50
03/26/2024	252648	Stockton-East Water District	11/18/2023	Bill Review Fee	8.08
03/26/2024	252495	Stockton-East Water District	11/18/2023	Medical, general	180.45
03/26/2024	252740	Stockton-East Water District	11/18/2023	Bill Review Fee	6.50
03/26/2024	252741	Stockton-East Water District	11/18/2023	Bill Review Fee	7.96
03/26/2024	252821	Stockton-East Water District	01/03/2024	DME Supplies	128.87
03/19/2024	252283	Sunnyslope County Water District	01/29/2024	TTD	3,238.30
03/19/2024	252284	Sunnyslope County Water District	01/29/2024	TTD	693.92
03/19/2024	252276	Sunnyslope County Water District	01/29/2024	Medical, general	280.29
03/19/2024	252277	Sunnyslope County Water District	01/29/2024	Medical, general	190.77
03/19/2024	252278	Sunnyslope County Water District	01/29/2024	Medical, general	201.27
03/19/2024	252279	Sunnyslope County Water District	01/29/2024	Medical, general	143.52
03/19/2024	252287	Sunnyslope County Water District	01/29/2024	Bill Review Fee	8.50
03/19/2024	252287	Sunnyslope County Water District	01/29/2024	Bill Review Fee	6.09
03/19/2024	252287	Sunnyslope County Water District	01/29/2024	Bill Review Fee	8.50
03/19/2024	252287	Sunnyslope County Water District	01/29/2024	Bill Review Fee	4.15
03/19/2024	252287	Sunnyslope County Water District	01/29/2024	Bill Review Fee	8.50
03/19/2024	252287	Sunnyslope County Water District	01/29/2024	Bill Review Fee	4.38
03/19/2024	252287	Sunnyslope County Water District	01/29/2024	Bill Review Fee	8.50
03/19/2024	252287	Sunnyslope County Water District	01/29/2024	Bill Review Fee	3.12
03/21/2024	252420	Sweetwater Authority	02/21/2024	Medical, general	133.78
03/21/2024	252383	Sweetwater Authority	02/21/2024	Bill Review Fee	6.50
03/21/2024	252384	Sweetwater Authority	02/21/2024	Bill Review Fee	6.50
03/21/2024	252385	Sweetwater Authority	02/21/2024	Bill Review Fee	6.50
03/26/2024	252788	Sweetwater Authority	02/21/2024	Bill Review Fee	6.50
03/26/2024	252789	Sweetwater Authority	02/21/2024	Bill Review Fee	16.65
03/26/2024	252810	Sweetwater Authority	02/21/2024	Physical therapy	199.84
03/21/2024	252419	Sweetwater Authority	02/21/2024	Diagnostics	64.00

from 03/16/2024
to 03/31/2024

ACWA Joint Powers Insurance Authority

Sorted By District

Claims Payment Report

<u>Check Date</u>	<u>Check Number</u>	<u>District Name</u>	<u>Claim Date</u>	<u>Transaction Type</u>	<u>Amount</u>
03/21/2024	252418	Sweetwater Authority	02/21/2024	Surgery Costs	219.30
03/27/2024	252936	Sweetwater Authority	11/15/2022	Medical, general	973.50
03/26/2024	252680	Sweetwater Authority	11/15/2022	Bill Review Fee	6.50
03/26/2024	252681	Sweetwater Authority	11/15/2022	Bill Review Fee	5.37
03/26/2024	252535	Sweetwater Authority	11/15/2022	Medical, general	193.44
03/21/2024	252395	Sweetwater Authority	12/07/2022	Bill Review Fee	11.36
03/21/2024	252430	Sweetwater Authority	12/07/2022	Physical therapy	257.58
03/21/2024	252394	Sweetwater Authority	12/07/2022	Bill Review Fee	6.50
03/21/2024	252410	Sweetwater Authority	12/07/2022	TTD	3,079.42
03/26/2024	252914	Tahoe City Public Utility District	05/08/2020	Photocopy	230.00
03/26/2024	252528	Tahoe City Public Utility District	08/11/2020	Case management service	2,624.00
03/26/2024	252489	Tahoe City Public Utility District	08/11/2020	Diagnostics	6.42
03/27/2024	252954	Tahoe City Public Utility District	08/11/2020	Diagnostics	82.86
03/26/2024	252919	Tahoe City Public Utility District	08/11/2020	Surgery Costs	182.74
03/26/2024	252920	Tahoe City Public Utility District	08/11/2020	Surgery Costs	4,736.77
03/26/2024	252921	Tahoe City Public Utility District	08/11/2020	Surgery Costs	624.22
03/26/2024	252804	Tahoe City Public Utility District	08/11/2020	IMR Fee	345.00
03/26/2024	252575	Tahoe City Public Utility District	08/11/2020	Bill Review Fee	6.50
03/26/2024	252576	Tahoe City Public Utility District	08/11/2020	Bill Review Fee	6.50
03/26/2024	252577	Tahoe City Public Utility District	08/11/2020	Bill Review Fee	2.41
03/26/2024	252606	Tahoe City Public Utility District	08/11/2020	Bill Review Fee	6.50
03/26/2024	252607	Tahoe City Public Utility District	08/11/2020	Bill Review Fee	62.33
03/26/2024	252608	Tahoe City Public Utility District	08/11/2020	Bill Review Fee	6.50
03/26/2024	252609	Tahoe City Public Utility District	08/11/2020	Bill Review Fee	8.21
03/27/2024	252955	Tahoe City Public Utility District	11/16/2023	Medical, general	81.78
03/26/2024	252917	Three Valleys Municipal Water District	07/05/2023	Photocopy	230.00
03/26/2024	252888	Three Valleys Municipal Water District	07/05/2023	Photocopy	287.50
03/21/2024	252347	Truckee Donner Public Utility District	03/31/2021	Bill Review Fee	6.50
03/21/2024	252348	Truckee Donner Public Utility District	03/31/2021	Bill Review Fee	11.69
03/21/2024	252349	Truckee Donner Public Utility District	03/31/2021	Bill Review Fee	6.50
03/21/2024	252350	Truckee Donner Public Utility District	03/31/2021	Bill Review Fee	14.90
03/21/2024	252423	Truckee Donner Public Utility District	03/31/2021	Medical, general	46.19
03/21/2024	252424	Truckee Donner Public Utility District	03/31/2021	Medical, general	81.78
03/26/2024	252546	Truckee Donner Public Utility District	09/07/2023	Photocopy	61.00
03/26/2024	252484	Truckee Donner Public Utility District	09/07/2023	Med/Legal evaluation	4,030.00
03/21/2024	252398	Tuolumne Utilities District	10/25/2023	Bill Review Fee	6.50
03/21/2024	252399	Tuolumne Utilities District	10/25/2023	Bill Review Fee	0.92
03/26/2024	252634	Tuolumne Utilities District	10/25/2023	Bill Review Fee	6.50
03/26/2024	252530	Tuolumne Utilities District	10/25/2023	Medical, general	92.75
03/21/2024	252421	Tuolumne Utilities District	10/25/2023	Diagnostics	362.57
03/26/2024	252537	Vallecitos Water District	10/25/2022	Photocopy	268.13
03/26/2024	252538	Vallecitos Water District	10/25/2022	Photocopy	268.98
03/26/2024	252511	Vallecitos Water District	02/22/2024	Investigation/Subrosa	350.00
03/26/2024	252814	Vallecitos Water District	01/04/2023	PPD	1,698.57

from 03/16/2024
to 03/31/2024

ACWA Joint Powers Insurance Authority

Sorted By District

Claims Payment Report

<u>Check Date</u>	<u>Check Number</u>	<u>District Name</u>	<u>Claim Date</u>	<u>Transaction Type</u>	<u>Amount</u>
03/26/2024	252488	Vallecitos Water District	01/04/2023	Med/Legal evaluation	4,145.50
03/26/2024	252590	Vallecitos Water District	01/04/2023	Bill Review Fee	6.50
03/26/2024	252457	Valley Center Municipal Water District	12/07/2023	Liability - Property Damage	57,817.52
03/19/2024	252287	Valley Center Municipal Water District	09/12/2018	Bill Review Fee	8.50
03/19/2024	252287	Valley Center Municipal Water District	09/12/2018	Bill Review Fee	20.06
03/19/2024	252281	Valley Center Municipal Water District	09/12/2018	Medical, general	179.25
03/26/2024	252849	Valley County Water District	10/26/2023	Physical therapy	165.13
03/26/2024	252850	Valley County Water District	10/26/2023	Physical therapy	165.13
03/19/2024	252297	Valley County Water District	10/26/2023	Physical therapy	165.13
03/19/2024	252287	Valley County Water District	10/26/2023	Bill Review Fee	8.50
03/19/2024	252287	Valley County Water District	10/26/2023	Bill Review Fee	3.11
03/26/2024	252841	Valley County Water District	10/26/2023	Physical therapy	128.45
03/26/2024	252845	Valley County Water District	10/26/2023	Physical therapy	214.84
03/26/2024	252846	Valley County Water District	10/26/2023	Medical, general	173.87
03/26/2024	252848	Valley County Water District	10/26/2023	Physical therapy	128.45
03/26/2024	252573	Valley County Water District	10/26/2023	Bill Review Fee	6.50
03/26/2024	252574	Valley County Water District	10/26/2023	Bill Review Fee	2.42
03/26/2024	252598	Valley County Water District	10/26/2023	Bill Review Fee	6.50
03/26/2024	252599	Valley County Water District	10/26/2023	Bill Review Fee	4.04
03/26/2024	252600	Valley County Water District	10/26/2023	Bill Review Fee	6.50
03/26/2024	252601	Valley County Water District	10/26/2023	Bill Review Fee	3.27
03/26/2024	252670	Valley County Water District	10/26/2023	Bill Review Fee	6.50
03/26/2024	252671	Valley County Water District	10/26/2023	Bill Review Fee	2.42
03/26/2024	252672	Valley County Water District	10/26/2023	Bill Review Fee	6.50
03/26/2024	252673	Valley County Water District	10/26/2023	Bill Review Fee	3.11
03/26/2024	252674	Valley County Water District	10/26/2023	Bill Review Fee	6.50
03/26/2024	252675	Valley County Water District	10/26/2023	Bill Review Fee	3.11
03/26/2024	252563	Valley County Water District	03/04/2024	Bill Review Fee	6.50
03/26/2024	252564	Valley County Water District	03/04/2024	Bill Review Fee	2.48
03/26/2024	252571	Valley County Water District	03/04/2024	Bill Review Fee	6.50
03/26/2024	252572	Valley County Water District	03/04/2024	Bill Review Fee	2.52
03/26/2024	252594	Valley County Water District	03/04/2024	Bill Review Fee	6.50
03/26/2024	252595	Valley County Water District	03/04/2024	Bill Review Fee	4.46
03/26/2024	252596	Valley County Water District	03/04/2024	Bill Review Fee	6.50
03/26/2024	252597	Valley County Water District	03/04/2024	Bill Review Fee	6.21
03/26/2024	252719	Valley County Water District	03/04/2024	Bill Review Fee	6.50
03/26/2024	252720	Valley County Water District	03/04/2024	Bill Review Fee	2.42
03/26/2024	252735	Valley County Water District	03/04/2024	Bill Review Fee	6.50
03/26/2024	252736	Valley County Water District	03/04/2024	Bill Review Fee	2.42
03/26/2024	252836	Valley County Water District	03/04/2024	Physical therapy	131.64
03/26/2024	252840	Valley County Water District	03/04/2024	Medical, general	133.65
03/26/2024	252843	Valley County Water District	03/04/2024	Physical therapy	237.02
03/26/2024	252844	Valley County Water District	03/04/2024	Medical, general	329.83
03/26/2024	252853	Valley County Water District	03/04/2024	Physical therapy	128.45

from 03/16/2024
to 03/31/2024

ACWA Joint Powers Insurance Authority

Sorted By District

Claims Payment Report

<u>Check Date</u>	<u>Check Number</u>	<u>District Name</u>	<u>Claim Date</u>	<u>Transaction Type</u>	<u>Amount</u>
03/26/2024	252861	Valley County Water District	03/04/2024	Physical therapy	128.45
03/26/2024	252910	Valley of the Moon Water District	05/31/2023	Physical therapy	263.94
03/20/2024	252315	Valley of the Moon Water District	05/31/2023	Bill Review Fee	6.50
03/21/2024	252367	Valley of the Moon Water District	05/31/2023	Bill Review Fee	6.50
03/21/2024	252368	Valley of the Moon Water District	05/31/2023	Bill Review Fee	33.82
03/26/2024	252682	Valley of the Moon Water District	05/31/2023	Bill Review Fee	6.50
03/26/2024	252683	Valley of the Moon Water District	05/31/2023	Bill Review Fee	0.19
03/26/2024	252687	Valley of the Moon Water District	05/31/2023	Bill Review Fee	6.50
03/26/2024	252762	Valley of the Moon Water District	05/31/2023	Bill Review Fee	6.50
03/26/2024	252763	Valley of the Moon Water District	05/31/2023	Bill Review Fee	234.35
03/26/2024	252909	Valley of the Moon Water District	05/31/2023	Medical, general	152.96
03/19/2024	252287	Valley of the Moon Water District	05/31/2023	Bill Review Fee	8.50
03/26/2024	252499	Valley of the Moon Water District	05/31/2023	Bill Review Fee	8.50
03/26/2024	252499	Valley of the Moon Water District	05/31/2023	Bill Review Fee	4.17
03/26/2024	252826	Valley of the Moon Water District	05/31/2023	Medical, general	14.43
03/19/2024	252295	Valley of the Moon Water District	05/31/2023	DME Supplies	266.56
03/26/2024	252911	Valley of the Moon Water District	05/31/2023	Surgery Costs	5,188.00
03/21/2024	252411	Valley of the Moon Water District	05/31/2023	Surgery Costs	2,570.00
03/26/2024	252752	Vandenberg Village Community Services I	03/31/2023	Bill Review Fee	6.50
03/26/2024	252753	Vandenberg Village Community Services I	03/31/2023	Bill Review Fee	10.12
03/26/2024	252541	Vandenberg Village Community Services I	03/31/2023	Medical, general	106.55
03/26/2024	252661	Vista Irrigation District	12/14/2023	Bill Review Fee	6.50
03/26/2024	252908	Vista Irrigation District	12/14/2023	Diagnostics	9.95
03/26/2024	252903	Vista Irrigation District	07/11/2017	Medical, general	149.42
03/26/2024	252698	Vista Irrigation District	07/11/2017	Bill Review Fee	6.50
03/26/2024	252699	Vista Irrigation District	07/11/2017	Bill Review Fee	1.97
03/28/2024	252974	Walnut Valley Water District	02/20/2024	Medical, general	89.47
03/26/2024	252739	Walnut Valley Water District	02/20/2024	Bill Review Fee	6.50
03/26/2024	252889	Walnut Valley Water District	02/20/2024	Diagnostics	164.32
03/26/2024	252897	Walnut Valley Water District	12/26/2019	TTD	2,137.06
03/21/2024	252391	Water Employee Services Authority	07/02/2019	Bill Review Fee	6.50
03/26/2024	252827	Water Employee Services Authority	07/02/2019	Medical, general	7,500.00
03/26/2024	252622	Water Employee Services Authority	08/17/2023	Bill Review Fee	6.50
03/26/2024	252623	Water Employee Services Authority	08/17/2023	Bill Review Fee	21.39
03/26/2024	252531	Water Employee Services Authority	08/17/2023	Medical, general	256.79
03/19/2024	252303	Westborough Water District	12/04/2023	Physical therapy	89.82
03/19/2024	252287	Westborough Water District	12/04/2023	Bill Review Fee	8.50
03/21/2024	252400	Western Canal Water District	01/19/2024	Bill Review Fee	6.50
03/26/2024	252497	Western Canal Water District	01/19/2024	Medical, general	174.42
03/26/2024	252602	Western Canal Water District	01/19/2024	Bill Review Fee	6.50
03/26/2024	252603	Western Canal Water District	01/19/2024	Bill Review Fee	7.70
03/26/2024	252624	Western Canal Water District	01/19/2024	Bill Review Fee	6.50
03/26/2024	252625	Western Canal Water District	01/19/2024	Bill Review Fee	5.12
03/26/2024	252626	Western Canal Water District	01/19/2024	Bill Review Fee	6.50

from 03/16/2024
to 03/31/2024

ACWA Joint Powers Insurance Authority

Sorted By District

Claims Payment Report

<u>Check Date</u>	<u>Check Number</u>	<u>District Name</u>	<u>Claim Date</u>	<u>Transaction Type</u>	<u>Amount</u>
03/26/2024	252627	Western Canal Water District	01/19/2024	Bill Review Fee	2.21
03/26/2024	252628	Western Canal Water District	01/19/2024	Bill Review Fee	6.50
03/26/2024	252629	Western Canal Water District	01/19/2024	Bill Review Fee	12.06
03/26/2024	252754	Western Canal Water District	01/19/2024	Bill Review Fee	6.50
03/26/2024	252755	Western Canal Water District	01/19/2024	Bill Review Fee	17.55
03/26/2024	252872	Western Canal Water District	01/19/2024	Medical, general	137.10
03/26/2024	252873	Western Canal Water District	01/19/2024	Hospital (Outpatient)	631.70
03/28/2024	252958	Western Canal Water District	01/19/2024	TTD	1,640.20
03/26/2024	252525	Western Canal Water District	03/24/2023	Case management service	2,131.40
03/21/2024	252409	Western Canal Water District	01/19/2024	Diagnostics	253.20
03/26/2024	252870	Western Canal Water District	01/19/2024	Diagnostics	37.39
03/26/2024	252871	Western Canal Water District	01/19/2024	Diagnostics	28.26
03/26/2024	252545	Western Municipal Water District	11/13/2023	Photocopy	136.72
03/26/2024	252554	Western Municipal Water District	10/23/2007	Bill Review Fee	6.50
03/26/2024	252615	Yolo County Flood Control & Water Conse	02/20/2024	Bill Review Fee	6.50
03/26/2024	252616	Yolo County Flood Control & Water Conse	02/20/2024	Bill Review Fee	0.96
03/26/2024	252504	Yolo County Flood Control & Water Conse	02/20/2024	Medical, general	72.66
03/28/2024	252962	Yolo County Flood Control & Water Conse	02/20/2024	Medical, general	170.93
03/27/2024	252944	Yolo County Flood Control & Water Conse	02/20/2024	Pharmacy	43.66
				Total	793,921.17

from 04/01/2024
to 04/15/2024

ACWA Joint Powers Insurance Authority

Sorted By District

Claims Payment Report

<u>Check Date</u>	<u>Check Number</u>	<u>District Name</u>	<u>Claim Date</u>	<u>Transaction Type</u>	<u>Amount</u>
04/09/2024	253112	Alameda CFC & WCD, Zone 7 Water Age	03/14/2023	Property - District Property	2,450.00
04/11/2024	253229	Alameda CFC & WCD, Zone 7 Water Age	03/14/2023	Adjuster	1,444.20
04/09/2024	253140	Alameda County Water District	05/17/2023	Legal (Defense)	705.04
04/09/2024	253138	Alameda County Water District	09/18/2022	Legal (Defense)	705.04
04/04/2024	253098	Alameda County Water District	09/18/2022	TTD	3,079.42
04/02/2024	252999	Alameda County Water District	02/06/2020	Legal (Defense)	381.10
04/03/2024	253087	Amador Water Agency	12/09/2022	Physical therapy	116.41
04/02/2024	253000	American River Flood Control District	09/27/2023	Medical, general	133.18
04/04/2024	253094	American River Flood Control District	09/27/2023	Physical therapy	91.91
04/04/2024	253095	American River Flood Control District	09/27/2023	Physical therapy	183.82
04/04/2024	253104	Bella Vista Water District	04/16/2019	Expense, general	295.00
04/04/2024	253107	Browns Valley Irrigation District	05/12/2023	TTD	2,455.84
04/09/2024	253205	Buena Vista Water Storage District	02/20/2024	Medical, general	116.41
04/03/2024	253038	Camrosa Water District	11/02/2023	Property - District Property	1,707.67
04/09/2024	253144	Carpinteria Valley Water District	03/19/2018	Legal (Defense)	114.33
04/09/2024	253115	Castroville Community Services District	02/08/2020	Liability- Bodily Injury	7,382.63
04/09/2024	253123	Castroville Community Services District	02/08/2020	Liability- Bodily Injury	12,617.37
04/09/2024	253113	Citrus Heights Water District	01/15/2024	Liability - Small Claims	125.59
04/03/2024	253048	Clear Creek Community Services District	02/12/2024	Medical, general	219.96
04/03/2024	253049	Clear Creek Community Services District	02/12/2024	Medical, general	188.78
04/03/2024	253045	Clear Creek Community Services District	10/19/2021	Medical, general	133.51
04/03/2024	253046	Clear Creek Community Services District	10/19/2021	Medical, general	133.51
04/03/2024	253047	Clear Creek Community Services District	10/19/2021	Medical, general	379.67
04/09/2024	253192	Clear Creek Community Services District	09/01/2023	Medical, general	133.65
04/11/2024	253268	Clear Creek Community Services District	09/01/2023	Physical therapy	77.59
04/11/2024	253269	Clear Creek Community Services District	09/01/2023	Physical therapy	77.59
04/02/2024	252982	Clearlake Oaks County Water District	03/15/2024	Property - District Property	234.64
04/03/2024	253040	Clearlake Oaks County Water District	03/15/2024	Property - District Property	17,453.43
04/11/2024	253261	Clearlake Oaks County Water District	12/11/2020	PPD	580.00
04/02/2024	252995	Corcoran Irrigation District	11/24/2010	Diagnostics	268.27
04/04/2024	253101	Crescenta Valley Water District	08/22/2023	TTD	2,329.60
04/09/2024	253114	Cucamonga Valley Water District	10/05/2023	Property - District Property	24,245.38
04/10/2024	253221	Cucamonga Valley Water District	09/26/2023	Hospital (Inpatient)	24,212.29
04/11/2024	253256	Cucamonga Valley Water District	09/26/2023	TTD	2,096.42
04/11/2024	253260	Cucamonga Valley Water District	05/01/2023	TTD	2,027.20
04/03/2024	253077	Cucamonga Valley Water District	05/01/2023	Physical therapy	158.67
04/09/2024	253124	Desert Water Agency	03/27/2024	TTD	2,062.47
04/03/2024	253090	Desert Water Agency	02/01/2023	Medical, general	128.39
04/02/2024	253004	East Contra Costa Irrigation District	03/03/2022	Deposition/Witness fees	1,701.00
04/11/2024	253253	East Contra Costa Irrigation District	03/03/2022	Legal (Defense)	876.53
04/09/2024	253119	East Orange County Water District	07/02/2019	Defense Attorney	1,907.50
04/03/2024	253050	El Dorado Irrigation District	12/19/2023	Physical therapy	118.78
04/09/2024	253135	El Dorado Irrigation District	12/19/2023	TTD	1,910.00

from 04/01/2024
to 04/15/2024

ACWA Joint Powers Insurance Authority

Sorted By District

Claims Payment Report

<u>Check Date</u>	<u>Check Number</u>	<u>District Name</u>	<u>Claim Date</u>	<u>Transaction Type</u>	<u>Amount</u>
04/10/2024	253211	El Dorado Irrigation District	02/02/2024	Liability - Small Claims	395.00
04/09/2024	253127	El Dorado Irrigation District	07/14/2021	Physical therapy	118.27
04/04/2024	253106	El Dorado Irrigation District	12/08/2023	TTD	3,006.99
04/10/2024	253212	El Dorado Irrigation District	02/26/2024	Liability - Small Claims	19,036.95
04/11/2024	253232	El Toro Water District	11/04/2023	Expert	1,945.14
04/09/2024	253147	El Toro Water District	06/22/2015	Legal (Defense)	171.50
04/02/2024	252988	Elsinore Valley Municipal Water District	08/21/2023	Property - District Property	10,728.55
04/11/2024	253250	Elsinore Valley Municipal Water District	05/05/2014	Legal (Defense)	1,124.25
04/03/2024	253083	Elsinore Valley Municipal Water District	05/05/2014	Medical, general	194.13
04/02/2024	253021	Fallbrook Public Utility District	02/15/2024	Physical therapy	181.49
04/02/2024	253022	Fallbrook Public Utility District	02/15/2024	Medical, general	199.89
04/09/2024	253172	Fallbrook Public Utility District	02/15/2024	Physical therapy	158.12
04/09/2024	253174	Fallbrook Public Utility District	02/15/2024	Physical therapy	165.98
04/02/2024	253019	Fallbrook Public Utility District	11/22/2023	Medical, general	294.41
04/09/2024	253173	Fallbrook Public Utility District	11/22/2023	Medical, general	132.14
04/11/2024	253230	Florin Resource Conservation District - Elk	03/21/2024	Property - District Property	1,374.08
04/11/2024	253263	Florin Resource Conservation District - Elk	11/14/2023	TTD	2,502.40
04/11/2024	253264	Florin Resource Conservation District - Elk	11/14/2023	Medical, general	134.95
04/11/2024	253265	Florin Resource Conservation District - Elk	11/14/2023	Medical, general	13.00
04/02/2024	253007	Florin Resource Conservation District - Elk	11/14/2023	Pharmacy	28.76
04/09/2024	253180	Florin Resource Conservation District - Elk	08/28/2023	Medical, general	134.95
04/02/2024	253002	Fresno Metropolitan Flood Control District	02/04/2024	Mileage	206.36
04/11/2024	253246	Fresno Metropolitan Flood Control District	06/03/2023	Legal (Defense)	1,181.41
04/02/2024	253003	Glenn-Colusa Irrigation District	07/13/2021	Photocopy	230.00
04/09/2024	253148	Glenn-Colusa Irrigation District	07/13/2021	Legal (Defense)	133.39
04/03/2024	253086	Glenn-Colusa Irrigation District	10/19/2021	Medical, general	91.16
04/10/2024	253222	Glenn-Colusa Irrigation District	10/19/2021	Legal (Defense)	190.55
04/09/2024	253199	Helix Water District	03/14/2023	Medical, general	149.42
04/11/2024	253262	Helix Water District	03/16/2022	PPD	580.00
04/09/2024	253191	Helix Water District	04/12/1989	Chiropractor	118.84
04/09/2024	253126	Helix Water District	10/30/2023	Photocopy	230.00
04/03/2024	253066	Helix Water District	07/23/2019	Medical, general	91.16
04/09/2024	253203	Helix Water District	07/23/2019	Mileage	914.85
04/03/2024	253085	Helix Water District	01/30/2024	Medical, general	212.75
04/09/2024	253200	Helix Water District	01/30/2024	Medical, general	322.31
04/03/2024	253084	Helix Water District	01/30/2024	Diagnostics	55.00
04/02/2024	253029	Humboldt Bay Municipal Water District	11/14/2023	Medical, general	99.15
04/04/2024	253105	Humboldt Bay Municipal Water District	07/25/2019	Expense, general	320.00
04/09/2024	253171	Humboldt Bay Municipal Water District	04/06/2021	PPD	580.00
04/02/2024	252987	Humboldt Community Services District	12/19/2023	Property - District Property	4,668.92
04/09/2024	253153	Kaweah Delta Water Conservation District	10/07/2014	Medical, general	101.22
04/03/2024	253036	Kern Delta Water District	08/07/2023	Liability - Property Damage	6,648.86
04/09/2024	253116	Kern Delta Water District	08/07/2023	Liability - Property Damage	79,845.93
04/03/2024	253042	Kern Delta Water District	08/07/2023	Liability - Property Damage	19,795.46

from 04/01/2024
to 04/15/2024

ACWA Joint Powers Insurance Authority

Sorted By District

Claims Payment Report

<u>Check Date</u>	<u>Check Number</u>	<u>District Name</u>	<u>Claim Date</u>	<u>Transaction Type</u>	<u>Amount</u>
04/03/2024	253043	Kern Delta Water District	08/07/2023	Liability - Property Damage	31,178.80
04/10/2024	253217	Kern Delta Water District	08/07/2023	Liability - Property Damage	2,678.09
04/10/2024	253210	Kern Delta Water District	08/07/2023	Liability - Property Damage	1,165.99
04/10/2024	253218	Kern Delta Water District	08/07/2023	Liability - Property Damage	3,801.49
04/10/2024	253216	Kern Delta Water District	08/07/2023	Liability - Property Damage	6,834.48
04/10/2024	253219	Kern Delta Water District	08/07/2023	Liability - Property Damage	14,140.95
04/09/2024	253118	Kern Delta Water District	08/07/2023	Liability - Property Damage	4,214.99
04/09/2024	253120	Kern Delta Water District	08/07/2023	Liability - Property Damage	3,652.19
04/04/2024	253091	Kern Delta Water District	08/07/2023	Liability - Property Damage	17,585.46
04/11/2024	253236	Kern Delta Water District	08/07/2023	Liability - Property Damage	2,771.81
04/11/2024	253234	Kern Delta Water District	08/07/2023	Liability - Property Damage	4,225.54
04/09/2024	253121	Kern Delta Water District	08/07/2023	Liability - Property Damage	1,905.99
04/09/2024	253117	Kern Delta Water District	08/07/2023	Liability - Property Damage	2,487.00
04/09/2024	253122	Kern Delta Water District	08/07/2023	Liability - Property Damage	19,512.55
04/09/2024	253134	Kings River Conservation District	11/18/2016	Medical, general	121.13
04/02/2024	252991	Kinneloa Irrigation District	11/25/2023	Liability - Property Damage	6,765.26
04/09/2024	253111	Kinneloa Irrigation District	11/25/2023	Liability - Property Damage	180.26
04/09/2024	253110	Kinneloa Irrigation District	11/25/2023	Liability - Property Damage	1,055.91
04/03/2024	253073	La Canada Irrigation District	12/20/2023	Physical therapy	177.56
04/03/2024	253074	La Canada Irrigation District	12/20/2023	Physical therapy	355.12
04/03/2024	253075	La Canada Irrigation District	12/20/2023	Physical therapy	355.12
04/03/2024	253063	Laguna Beach County Water District	10/29/2019	Diagnostics	358.43
04/11/2024	253249	Laguna Beach County Water District	10/29/2019	Legal (Defense)	400.16
04/02/2024	253033	Laguna Beach County Water District	06/11/2020	Physical therapy	389.16
04/09/2024	253201	Laguna Beach County Water District	06/11/2020	Physical therapy	129.72
04/09/2024	253202	Laguna Beach County Water District	06/11/2020	Physical therapy	259.44
04/09/2024	253154	Laguna Beach County Water District	11/30/2020	Medical, general	151.57
04/02/2024	252985	Laguna Beach County Water District	09/01/2023	Liability - Small Claims	943.71
04/03/2024	253037	Laguna Beach County Water District	01/10/2024	Liability - Small Claims	850.00
04/02/2024	252986	Laguna Beach County Water District	03/08/2024	Liability - Small Claims	231.55
04/02/2024	253009	Lake Arrowhead Community Services Dist	03/07/2024	Medical, general	274.82
04/03/2024	253067	Lake Arrowhead Community Services Dist	03/07/2024	Medical, general	166.62
04/09/2024	253163	Lake Arrowhead Community Services Dist	03/07/2024	Medical, general	176.30
04/09/2024	253109	Madera Irrigation District	03/21/2024	Expense General	261.31
04/11/2024	253259	Mariana Ranchos County Water District	09/10/2019	PPD	749.86
04/09/2024	253125	Merced Irrigation District	05/01/2023	TTD	1,819.20
04/09/2024	253108	Merced Irrigation District	03/08/2024	Appraiser	463.99
04/02/2024	253032	Merced Irrigation District	09/25/2007	Medical, general	135.13
04/09/2024	253139	Merced Irrigation District	08/22/2019	Legal (Defense)	419.21
04/09/2024	253158	Merced Irrigation District	04/25/2023	Mileage	58.83
04/11/2024	253257	Merced Irrigation District	04/25/2023	Mileage	57.62
04/11/2024	253258	Merced Irrigation District	04/25/2023	TTD	90.92
04/09/2024	253156	Merced Irrigation District	04/25/2023	Photocopy	230.00
04/09/2024	253187	Merced Irrigation District	03/10/2024	Medical, general	116.41

from 04/01/2024
to 04/15/2024

ACWA Joint Powers Insurance Authority

Sorted By District

Claims Payment Report

<u>Check Date</u>	<u>Check Number</u>	<u>District Name</u>	<u>Claim Date</u>	<u>Transaction Type</u>	<u>Amount</u>
04/09/2024	253165	Merced Irrigation District	03/14/2024	TTD	1,787.35
04/09/2024	253166	Merced Irrigation District	03/14/2024	TTD	446.84
04/09/2024	253188	Merced Irrigation District	03/14/2024	Medical, general	116.41
04/02/2024	253008	Merced Irrigation District	07/15/2018	Med/Legal evaluation	650.00
04/09/2024	253189	Merced Irrigation District	07/15/2018	Medical, general	116.41
04/03/2024	253081	Merced Irrigation District	10/09/2023	Medical, general	116.41
04/11/2024	253245	Merced Irrigation District	01/24/2023	Legal (Defense)	590.71
04/03/2024	253053	Mesa Water District	04/24/2023	Physical therapy	159.62
04/11/2024	253241	Mesa Water District	04/24/2023	Physical therapy	159.62
04/11/2024	253242	Mesa Water District	04/24/2023	Physical therapy	159.62
04/09/2024	253136	Mesa Water District	08/31/2022	Medical, general	206.40
04/02/2024	253034	Mesa Water District	07/30/2020	Medical, general	117.23
04/09/2024	253164	Mesa Water District	07/30/2020	TTD	2,314.58
04/09/2024	253196	Mesa Water District	07/30/2020	Photocopy	75.00
04/09/2024	253197	Mesa Water District	07/30/2020	Photocopy	75.00
04/09/2024	253198	Mesa Water District	07/30/2020	Photocopy	75.00
04/03/2024	253054	Mesa Water District	03/12/2024	Medical, general	130.47
04/03/2024	253058	Mesa Water District	03/12/2024	Medical, general	436.82
04/11/2024	253252	Mid-Peninsula Water District	03/19/2021	Legal (Defense)	171.50
04/09/2024	253149	Mission Springs Water District	01/25/2023	Legal (Defense)	323.94
04/09/2024	253142	Mission Springs Water District	08/21/2011	Legal (Defense)	152.44
04/04/2024	253093	Mission Springs Water District	02/17/2024	Liability - Property Damage	9,800.00
04/09/2024	253181	Monte Vista Water District	02/18/2024	Diagnostics	649.98
04/09/2024	253184	Monte Vista Water District	12/18/2023	Medical, general	75.97
04/02/2024	253005	Montecito Water District	08/04/2023	Mileage	104.15
04/03/2024	253035	Moulton Niguel Water District	06/01/2020	Liability - Property Damage	1,125,000.00
04/03/2024	253035	Moulton Niguel Water District	06/01/2020	Liability - Property Damage	1,125,000.00
04/04/2024	253097	Moulton Niguel Water District	01/02/2024	TTD	2,541.96
04/03/2024	253035	Moulton Niguel Water District	06/01/2020	Liability - Property Damage	1,230,000.00
04/03/2024	253035	Moulton Niguel Water District	06/01/2020	Liability - Property Damage	1,378,500.00
04/03/2024	253035	Moulton Niguel Water District	06/01/2020	Liability - Property Damage	1,413,750.00
04/03/2024	253035	Moulton Niguel Water District	06/01/2020	Liability - Property Damage	1,227,750.00
04/02/2024	252983	Mountain Gate Community Services Distri	01/13/2024	Property - District Property	1,636.46
04/02/2024	252989	Oakdale Irrigation District	10/09/2023	Liability - Small Claims	450.00
04/02/2024	253012	Orange County Water District	11/17/2003	Physical therapy	101.43
04/03/2024	253069	Orange County Water District	11/17/2003	Physical therapy	101.43
04/09/2024	253195	Orange County Water District	01/28/2021	Medical, general	118.43
04/03/2024	253056	Orange County Water District	02/28/2023	Medical, general	218.66
04/09/2024	253151	Orange County Water District	02/21/2002	Legal (Defense)	171.50
04/03/2024	253055	Orange County Water District	03/14/2024	Medical, general	233.02
04/03/2024	253057	Orange County Water District	03/14/2024	Medical, general	248.32
04/11/2024	253240	Otay Water District	03/25/2024	TTD	478.17
04/11/2024	253233	Otay Water District	01/03/2021	Expert	4,275.00
04/03/2024	253068	Otay Water District	01/01/2023	Medical, general	132.77

from 04/01/2024
to 04/15/2024

ACWA Joint Powers Insurance Authority

Sorted By District

Claims Payment Report

<u>Check Date</u>	<u>Check Number</u>	<u>District Name</u>	<u>Claim Date</u>	<u>Transaction Type</u>	<u>Amount</u>
04/02/2024	253013	Otay Water District	06/15/2022	Physical therapy	127.91
04/03/2024	253071	Otay Water District	06/15/2022	Physical therapy	123.97
04/09/2024	253152	Otay Water District	06/15/2022	Medical, general	116.41
04/02/2024	253015	Pajaro Valley Water Management Agency	02/20/2023	Physical therapy	476.73
04/09/2024	253143	Palmdale Water District	01/27/2023	Legal (Defense)	247.72
04/09/2024	253145	Palmdale Water District	04/06/2023	Legal (Defense)	19.06
04/02/2024	253006	Palmdale Water District	04/06/2023	TTD	1,700.06
04/11/2024	253266	Palmdale Water District	04/06/2023	Chiropractor	184.67
04/02/2024	253001	Palmdale Water District	08/01/2023	Deposition/Witness fees	1,682.75
04/02/2024	252998	Palmdale Water District	10/31/2021	Legal (Defense)	628.82
04/09/2024	253207	Palmdale Water District	10/31/2021	PPD	580.00
04/03/2024	253051	Panoche Water District	05/30/2023	Medical, general	115.74
04/11/2024	253238	Panoche Water District	05/30/2023	Wage loss	694.60
04/10/2024	253224	Panoche Water District	08/17/2019	Legal (Defense)	190.55
04/03/2024	253059	Paradise Irrigation District	08/29/2023	Medical, general	102.23
04/11/2024	253244	Paradise Irrigation District	05/11/1993	Legal (Defense)	381.10
04/03/2024	253088	Patterson Irrigation District	08/09/2012	Medical Interpreter	90.00
04/11/2024	253228	Pebble Beach Community Services Distric	03/28/2024	Appraiser	229.47
04/11/2024	253231	Pebble Beach Community Services Distric	03/28/2024	Liability - Property Damage	2,596.52
04/10/2024	253208	Purissima Hills Water District	08/26/2018	Liability - Property Damage	977.89
04/09/2024	253150	Ramona Municipal Water District	02/28/2022	Legal (Defense)	152.44
04/10/2024	253209	Rancho California Water District	01/10/2024	Liability - Property Damage	5,030.68
04/11/2024	253248	Rincon Del Diablo Municipal Water Distric	02/17/1999	Legal (Defense)	938.76
04/11/2024	253235	Sacramento Suburban Water District	12/19/2019	Expert	1,350.00
04/03/2024	253082	San Bernardino Valley Municipal Water Di	06/07/2023	Medical, general	127.30
04/04/2024	253102	San Bernardino Valley Municipal Water Di	06/07/2023	Medical, general	14.52
04/04/2024	253103	San Bernardino Valley Municipal Water Di	06/07/2023	Medical, general	14.52
04/09/2024	253175	San Bernardino Valley Water Conservatio	03/08/2024	Medical, general	151.96
04/03/2024	253061	San Bernardino Valley Water Conservatio	03/06/2024	Medical, general	170.65
04/03/2024	253062	San Bernardino Valley Water Conservatio	03/06/2024	Medical, general	83.74
04/02/2024	253020	San Bernardino Valley Water Conservatio	03/06/2024	Medical, general	192.90
04/02/2024	253026	San Bernardino Valley Water Conservatio	03/06/2024	Medical, general	122.06
04/09/2024	253132	San Luis Water District	08/09/2013	Mileage	81.10
04/09/2024	253133	San Luis Water District	08/09/2013	Medical penalty	20.28
04/11/2024	253239	San Luis Water District	08/09/2013	Mileage	25.54
04/03/2024	253064	San Luis Water District	09/04/2020	Applicant attorney fee	4,125.00
04/03/2024	253076	San Luis Water District	09/04/2020	C&R/Future Medical	23,375.00
04/10/2024	253213	San Luis Water District	12/19/2023	Property - District Property	2,113.62
04/02/2024	252979	Santa Clarita Valley Water Agency	04/28/2022	Expert	700.00
04/02/2024	252980	Santa Clarita Valley Water Agency	04/28/2022	Expert	4,050.40
04/04/2024	253100	Santa Clarita Valley Water Agency	03/01/2022	Interpreter	548.12
04/02/2024	252997	Santa Clarita Valley Water Agency	03/01/2022	Med/Legal evaluation	1,447.88
04/04/2024	253099	Santa Clarita Valley Water Agency	03/01/2022	PPD	580.00
04/09/2024	253167	Santa Clarita Valley Water Agency	09/02/2021	PPD	580.00

from 04/01/2024
to 04/15/2024

ACWA Joint Powers Insurance Authority

Sorted By District

Claims Payment Report

<u>Check Date</u>	<u>Check Number</u>	<u>District Name</u>	<u>Claim Date</u>	<u>Transaction Type</u>	<u>Amount</u>
04/03/2024	253044	Santa Clarita Valley Water Agency	09/02/2021	Medical, general	111.35
04/09/2024	253170	Santa Clarita Valley Water Agency	09/02/2021	Physical therapy	150.00
04/03/2024	253039	Santa Clarita Valley Water Agency	09/20/2023	Property - District Property	844.85
04/02/2024	252993	Santa Fe Irrigation District	01/31/2024	Liability - Property Damage	2,076.99
04/09/2024	253160	Scotts Valley Water District	04/18/2001	Legal (Defense)	551.80
04/09/2024	253128	Scotts Valley Water District	07/10/2003	Medical, general	142.30
04/02/2024	253017	Solano County Water Agency	02/28/2024	Medical, general	108.94
04/11/2024	253255	Solano County Water Agency	08/07/2023	TTD	3,030.96
04/10/2024	253225	Solano County Water Agency	08/07/2023	Medical, general	1,378.86
04/02/2024	252984	Solano County Water Agency	09/26/2022	Liability- Bodily Injury	100,000.00
04/02/2024	252990	Solano Irrigation District	06/23/2022	Liability - Property Damage	490,000.00
04/02/2024	253018	Solano Irrigation District	02/22/2024	Medical, general	91.16
04/02/2024	252981	Solano Irrigation District	06/23/2022	Liability - Property Damage	400,000.00
04/04/2024	253092	Soquel Creek Water District	06/17/2023	Liability- Bodily Injury	61,380.23
04/03/2024	253041	Soquel Creek Water District	06/17/2023	Liability- Bodily Injury	8,619.77
04/10/2024	253223	Soquel Creek Water District	11/16/2020	Legal (Defense)	609.76
04/09/2024	253169	Soquel Creek Water District	03/11/2024	Medical, general	125.00
04/03/2024	253060	Soquel Creek Water District	03/11/2024	Medical, general	136.32
04/09/2024	253185	South Coast Water District	01/10/2022	Medical, general	77.49
04/09/2024	253141	South Coast Water District	02/10/2021	Legal (Defense)	400.16
04/04/2024	253096	South Coast Water District	02/10/2021	TTD	2,712.62
04/09/2024	253206	South Coast Water District	02/10/2021	Diagnostics	60.55
04/09/2024	253204	South Coast Water District	02/10/2021	Diagnostics	344.72
04/11/2024	253243	South Tahoe Public Utility District	08/21/2020	Mileage	61.77
04/03/2024	253052	South Tahoe Public Utility District	08/10/2023	Physical therapy	151.43
04/09/2024	253129	South Tahoe Public Utility District	08/10/2023	Medical, general	30.17
04/11/2024	253254	South Tahoe Public Utility District	04/04/2024	TTD	617.39
04/09/2024	253130	South Tahoe Public Utility District	03/26/2024	Medical, general	117.06
04/11/2024	253267	South Tahoe Public Utility District	03/26/2024	Medical, general	68.17
04/09/2024	253131	South Tahoe Public Utility District	02/08/2021	Medical, general	79.05
04/09/2024	253157	Stockton-East Water District	08/04/2023	Photocopy	10.00
04/02/2024	253011	Stockton-East Water District	08/04/2023	Mileage	309.03
04/02/2024	253030	Stockton-East Water District	08/04/2023	Medical, general	187.08
04/09/2024	253159	Sunnyslope County Water District	01/29/2024	Legal (Defense)	765.40
04/02/2024	252996	Sunnyslope County Water District	01/29/2024	TTD	3,238.30
04/03/2024	253065	Sunnyslope County Water District	01/29/2024	Diagnostics	402.73
04/02/2024	252994	Sweetwater Authority	03/20/2024	TTD	638.93
04/03/2024	253070	Sweetwater Authority	02/21/2024	Physical therapy	119.43
04/03/2024	253072	Sweetwater Authority	02/21/2024	Physical therapy	119.43
04/02/2024	253010	Sweetwater Authority	11/15/2022	Medical, general	227.60
04/02/2024	253031	Sweetwater Authority	12/15/2021	Chiropractor	220.21
04/09/2024	253177	Sweetwater Authority	12/15/2021	Chiropractor	220.21
04/09/2024	253178	Sweetwater Authority	12/07/2022	Physical therapy	140.49
04/09/2024	253179	Sweetwater Authority	12/07/2022	Physical therapy	156.85

from 04/01/2024
to 04/15/2024

ACWA Joint Powers Insurance Authority

Sorted By District

Claims Payment Report

<u>Check Date</u>	<u>Check Number</u>	<u>District Name</u>	<u>Claim Date</u>	<u>Transaction Type</u>	<u>Amount</u>
04/03/2024	253078	Sweetwater Authority	12/07/2022	Physical therapy	2,000.00
04/03/2024	253089	Sweetwater Authority	12/07/2022	Physical therapy	226.81
04/09/2024	253186	Tahoe City Public Utility District	05/08/2020	Surgery Costs	576.15
04/09/2024	253162	Tahoe City Public Utility District	08/11/2020	Medical, general	197.22
04/11/2024	253251	Tahoe City Public Utility District	08/11/2020	Legal (Defense)	732.85
04/10/2024	253227	Tahoe City Public Utility District	11/16/2023	Physical therapy	469.00
04/09/2024	253146	Three Valleys Municipal Water District	07/05/2023	Legal (Defense)	2,260.85
04/10/2024	253226	Truckee Donner Public Utility District	03/31/2021	Physical therapy	1,073.00
04/02/2024	253014	Twentynine Palms Water District	02/09/2021	Mileage	1,800.00
04/09/2024	253155	Vallecitos Water District	02/22/2024	Investigation/Subrosa	623.50
04/09/2024	253168	Vallecitos Water District	01/04/2023	PPD	580.00
04/10/2024	253214	Valley Center Municipal Water District	12/22/2023	Property - District Property	4,778.34
04/10/2024	253220	Valley Center Municipal Water District	09/12/2018	Medical, general	657.20
04/02/2024	253024	Valley County Water District	10/26/2023	Physical therapy	128.45
04/02/2024	253025	Valley County Water District	10/26/2023	Medical, general	127.73
04/02/2024	253023	Valley County Water District	03/04/2024	Physical therapy	148.88
04/02/2024	253027	Valley County Water District	03/04/2024	Physical therapy	128.45
04/02/2024	253028	Valley County Water District	03/04/2024	Medical, general	127.73
04/09/2024	253176	Valley County Water District	03/04/2024	Medical, general	173.87
04/09/2024	253193	Valley of the Moon Water District	03/11/2024	Medical, general	84.66
04/09/2024	253194	Valley of the Moon Water District	03/11/2024	Medical, general	88.63
04/09/2024	253161	Vista Irrigation District	02/04/2019	Medical, general	275.56
04/03/2024	253080	Walnut Valley Water District	02/20/2024	Medical, general	60.42
04/09/2024	253182	Walnut Valley Water District	02/20/2024	Medical, general	89.47
04/09/2024	253183	Walnut Valley Water District	02/20/2024	Medical, general	168.50
04/03/2024	253079	Walnut Valley Water District	03/04/2024	Medical, general	109.90
04/09/2024	253190	Walnut Valley Water District	12/26/2019	TTD	2,137.06
04/10/2024	253215	Water Employee Services Authority	12/18/2023	Expert	4,475.25
04/02/2024	252992	Water Employee Services Authority	12/18/2023	Liability - Property Damage	201,594.91
04/02/2024	253016	Western Canal Water District	01/19/2024	DME Supplies	183.60
04/11/2024	253237	Western Canal Water District	01/19/2024	TTD	1,640.20
04/09/2024	253137	Western Municipal Water District	10/23/2007	Legal (Defense)	419.21
04/11/2024	253247	Yorba Linda Water District	09/09/2019	Legal (Defense)	1,107.25
				Total	9,307,527.63

from 04/16/2024
to 04/30/2024

ACWA Joint Powers Insurance Authority

Sorted By District

Claims Payment Report

<u>Check Date</u>	<u>Check Number</u>	<u>District Name</u>	<u>Claim Date</u>	<u>Transaction Type</u>	<u>Amount</u>
04/25/2024	253585	Alameda CFC & WCD, Zone 7 Water Age	01/19/2024	Property - District Property	2,550.29
04/18/2024	253467	Alameda County Water District	09/18/2022	TTD	3,079.42
04/17/2024	253375	Alpaugh Community Services District	06/08/2023	Property - District Property	10,572.02
04/18/2024	253452	American River Flood Control District	09/18/2023	Physical therapy	240.95
04/23/2024	253505	American River Flood Control District	09/18/2023	Physical therapy	164.03
04/30/2024	253631	Arvin-Edison Water Storage District	04/10/2024	Property - District Property	11,920.18
04/18/2024	253444	Arvin-Edison Water Storage District	04/10/2024	Expense General	903.74
04/16/2024	253271	Arvin-Edison Water Storage District	04/10/2024	Appraiser	252.85
04/30/2024	253636	Arvin-Edison Water Storage District	04/10/2024	Liability - Property Damage	14,093.62
04/24/2024	253565	Bard Water District	08/20/2012	Medical, general	116.41
04/18/2024	253463	Bard Water District	08/20/2012	Utilization review	745.00
04/18/2024	253475	Bella Vista Water District	12/01/2023	Physical therapy	281.34
04/18/2024	253463	Berrenda Mesa Water District	02/25/2013	Utilization review	675.00
04/23/2024	253514	Berrenda Mesa Water District	02/25/2013	Utilization review	495.00
04/25/2024	253594	Berrenda Mesa Water District	02/25/2013	Photocopy	230.00
04/17/2024	253392	Browns Valley Irrigation District	05/12/2023	Medical, general	134.95
04/30/2024	253638	Browns Valley Irrigation District	05/12/2023	Physical therapy	120.54
04/30/2024	253639	Browns Valley Irrigation District	05/12/2023	Physical therapy	186.98
04/18/2024	253490	Browns Valley Irrigation District	05/12/2023	TTD	2,455.84
04/24/2024	253562	Buena Vista Water Storage District	06/05/2023	Liability - Property Damage	32,264.34
04/18/2024	253446	Centerville Community Services District	01/04/2024	Liability - Property Damage	2,560.00
04/30/2024	253698	Centerville Community Services District	11/09/2021	PPD	8,772.50
04/18/2024	253445	Central California Irrigation District	10/28/2023	Expert	922.50
04/30/2024	253659	Clear Creek Community Services District	10/19/2021	Med/Legal evaluation	2,015.00
04/16/2024	253362	Clear Creek Community Services District	09/01/2023	Physical therapy	138.38
04/24/2024	253581	Clear Creek Community Services District	09/01/2023	Physical therapy	78.89
04/16/2024	253359	Clear Creek Community Services District	09/01/2023	Physical therapy	77.59
04/16/2024	253360	Clear Creek Community Services District	09/01/2023	Physical therapy	77.59
04/16/2024	253361	Clear Creek Community Services District	09/01/2023	Physical therapy	51.87
04/25/2024	253612	Clearlake Oaks County Water District	04/08/2024	DME Supplies	18.60
04/25/2024	253608	Clearlake Oaks County Water District	04/08/2024	Medical, general	229.61
04/25/2024	253616	Clearlake Oaks County Water District	04/08/2024	Physical therapy	204.97
04/25/2024	253597	Clearlake Oaks County Water District	01/12/2015	Medical, general	210.54
04/25/2024	253598	Clearlake Oaks County Water District	12/11/2020	PPD	580.00
04/16/2024	253320	Consolidated Irrigation District	01/25/2024	Medical, general	194.47
04/25/2024	253600	Consolidated Irrigation District	01/25/2024	Medical, general	195.06
04/17/2024	253438	Crescenta Valley Water District	08/22/2023	Medical, general	305.38
04/16/2024	253332	Crescenta Valley Water District	08/22/2023	Physical therapy	122.17
04/16/2024	253333	Crescenta Valley Water District	08/22/2023	Physical therapy	122.17
04/16/2024	253334	Crescenta Valley Water District	08/22/2023	Physical therapy	122.17
04/16/2024	253335	Crescenta Valley Water District	08/22/2023	Physical therapy	122.17
04/18/2024	253476	Crescenta Valley Water District	08/22/2023	Physical therapy	122.17
04/30/2024	253681	Crescenta Valley Water District	08/22/2023	Physical therapy	124.07

from 04/16/2024
to 04/30/2024

ACWA Joint Powers Insurance Authority

Sorted By District

Claims Payment Report

<u>Check Date</u>	<u>Check Number</u>	<u>District Name</u>	<u>Claim Date</u>	<u>Transaction Type</u>	<u>Amount</u>
04/30/2024	253682	Crescenta Valley Water District	08/22/2023	Physical therapy	124.07
04/17/2024	253437	Crescenta Valley Water District	08/22/2023	Surgery Costs	1,361.70
04/18/2024	253480	Crescenta Valley Water District	08/22/2023	TTD	2,329.60
04/25/2024	253621	Cucamonga Valley Water District	08/10/2022	Medical, general	149.36
04/18/2024	253463	Cucamonga Valley Water District	08/10/2022	Utilization review	370.00
04/30/2024	253669	Cucamonga Valley Water District	09/26/2023	Physical therapy	848.27
04/30/2024	253670	Cucamonga Valley Water District	09/26/2023	Physical therapy	117.79
04/23/2024	253509	Cucamonga Valley Water District	09/26/2023	Medical, general	806.58
04/23/2024	253510	Cucamonga Valley Water District	09/26/2023	Medical, general	456.15
04/17/2024	253423	Cucamonga Valley Water District	09/26/2023	Medical, general	72.85
04/24/2024	253577	Cucamonga Valley Water District	09/26/2023	Medical, general	72.05
04/24/2024	253578	Cucamonga Valley Water District	09/26/2023	Medical, general	72.85
04/25/2024	253593	Cucamonga Valley Water District	09/26/2023	TTD	2,096.42
04/16/2024	253314	Cucamonga Valley Water District	09/26/2023	Case management service	1,624.73
04/25/2024	253595	Cucamonga Valley Water District	05/01/2023	TTD	2,027.20
04/25/2024	253614	Cucamonga Valley Water District	05/01/2023	Medical, general	125.70
04/30/2024	253690	Cucamonga Valley Water District	05/01/2023	Medical, general	89.14
04/16/2024	253278	Desert Water Agency	03/27/2024	Pharmacy	42.69
04/30/2024	253708	Desert Water Agency	03/27/2024	Medical, general	309.06
04/23/2024	253500	Desert Water Agency	03/27/2024	TTD	250.60
04/23/2024	253501	Desert Water Agency	03/27/2024	TTD	693.92
04/23/2024	253502	Desert Water Agency	03/27/2024	TTD	3,238.30
04/17/2024	253442	Desert Water Agency	02/01/2023	Medical, general	165.88
04/30/2024	253656	East Contra Costa Irrigation District	01/18/2024	Chiropractor	104.58
04/30/2024	253657	East Contra Costa Irrigation District	01/18/2024	Chiropractor	98.61
04/30/2024	253658	East Contra Costa Irrigation District	01/18/2024	Chiropractor	104.58
04/30/2024	253695	East Contra Costa Irrigation District	01/05/2024	Medical, general	13.00
04/30/2024	253696	East Contra Costa Irrigation District	01/05/2024	Medical, general	146.09
04/16/2024	253308	El Dorado Irrigation District	02/05/2024	Investigation/Subrosa	1,442.60
04/17/2024	253425	El Dorado Irrigation District	12/19/2023	Medical, general	254.96
04/17/2024	253383	El Dorado Irrigation District	12/19/2023	Medical, general	118.78
04/17/2024	253384	El Dorado Irrigation District	12/19/2023	Physical therapy	118.78
04/30/2024	253701	El Dorado Irrigation District	12/19/2023	Medical, general	157.51
04/23/2024	253511	El Dorado Irrigation District	12/19/2023	TTD	1,910.00
04/30/2024	253635	El Dorado Irrigation District	02/01/2023	Expert	11,782.00
04/17/2024	253386	El Dorado Irrigation District	07/11/2023	Medical, general	46.92
04/17/2024	253387	El Dorado Irrigation District	07/11/2023	Medical, general	168.50
04/18/2024	253456	El Dorado Irrigation District	07/11/2023	Medical, general	101.22
04/16/2024	253286	El Dorado Irrigation District	07/14/2021	Physical therapy	118.27
04/18/2024	253454	El Dorado Irrigation District	07/14/2021	Physical therapy	165.56
04/18/2024	253489	El Dorado Irrigation District	12/08/2023	TTD	3,238.30
04/23/2024	253512	El Dorado Irrigation District	12/08/2023	Physical therapy	189.22
04/23/2024	253513	El Dorado Irrigation District	12/08/2023	Physical therapy	136.30
04/23/2024	253497	El Toro Water District	11/04/2023	Liability - Property Damage	388,271.70

from 04/16/2024
to 04/30/2024

ACWA Joint Powers Insurance Authority

Sorted By District

Claims Payment Report

<u>Check Date</u>	<u>Check Number</u>	<u>District Name</u>	<u>Claim Date</u>	<u>Transaction Type</u>	<u>Amount</u>
04/17/2024	253410	El Toro Water District	09/25/2019	Medical, general	184.01
04/23/2024	253519	El Toro Water District	06/22/2015	Medical, general	151.57
04/30/2024	253650	El Toro Water District	09/25/2019	Legal (Defense)	800.31
04/23/2024	253517	Elsinore Valley Municipal Water District	05/05/2014	Photocopy	230.00
04/23/2024	253518	Elsinore Valley Municipal Water District	05/05/2014	Photocopy	230.00
04/18/2024	253463	Elsinore Valley Municipal Water District	05/05/2014	Utilization review	925.00
04/18/2024	253463	Elsinore Valley Municipal Water District	05/05/2014	Utilization review	370.00
04/16/2024	253338	Fallbrook Public Utility District	02/15/2024	Physical therapy	105.60
04/24/2024	253576	Fallbrook Public Utility District	02/15/2024	Physical therapy	200.81
04/25/2024	253615	Fallbrook Public Utility District	02/15/2024	Medical, general	202.97
04/23/2024	253535	Fallbrook Public Utility District	11/22/2023	Medical, general	132.14
04/30/2024	253688	Fallbrook Public Utility District	04/08/2024	Medical, general	139.20
04/30/2024	253705	Fallbrook Public Utility District	04/08/2024	Medical, general	720.80
04/24/2024	253560	Florin Resource Conservation District - Elk	04/01/2024	Property - District Property	2,875.13
04/25/2024	253605	Florin Resource Conservation District - Elk	11/14/2023	TTD	2,502.40
04/17/2024	253420	Florin Resource Conservation District - Elk	11/14/2023	Physical therapy	76.95
04/23/2024	253542	Florin Resource Conservation District - Elk	11/14/2023	Medical, general	134.95
04/23/2024	253543	Florin Resource Conservation District - Elk	11/14/2023	Medical, general	13.00
04/25/2024	253618	Florin Resource Conservation District - Elk	11/14/2023	Physical therapy	47.41
04/30/2024	253706	Florin Resource Conservation District - Elk	11/14/2023	Surgery Costs	829.47
04/23/2024	253498	Florin Resource Conservation District - Elk	03/13/2024	Liability - Property Damage	7,931.78
04/17/2024	253373	Florin Resource Conservation District - Elk	03/13/2024	Liability - Property Damage	799.50
04/18/2024	253463	Florin Resource Conservation District - Elk	08/28/2023	Utilization review	150.00
04/18/2024	253488	Florin Resource Conservation District - Elk	08/28/2023	Medical, general	13.00
04/16/2024	253300	Fresno Metropolitan Flood Control District	06/03/2023	Investigation/Subrosa	350.00
04/16/2024	253301	Fresno Metropolitan Flood Control District	06/03/2023	Investigation/Subrosa	600.50
04/17/2024	253397	Fresno Metropolitan Flood Control District	06/03/2023	Investigation/Subrosa	874.44
04/16/2024	253318	Glenn-Colusa Irrigation District	06/21/2021	PPD	3,480.00
04/18/2024	253460	Glenn-Colusa Irrigation District	06/21/2021	Medical, general	103.23
04/16/2024	253319	Glenn-Colusa Irrigation District	06/21/2021	PD penalty	348.00
04/25/2024	253622	Glenn-Colusa Irrigation District	10/19/2021	Medical, general	112.69
04/30/2024	253703	Glenn-Colusa Irrigation District	10/19/2021	Medical, general	91.16
04/23/2024	253547	Glenn-Colusa Irrigation District	11/29/2021	Mileage	194.64
04/23/2024	253548	Glenn-Colusa Irrigation District	11/29/2021	Mileage	12.86
04/30/2024	253644	Goleta Water District	03/02/2021	VR Voucher	318.00
04/30/2024	253677	Goleta Water District	03/02/2021	Other VR expense	500.00
04/30/2024	253691	Goleta Water District	03/02/2021	VR services/QRR	600.00
04/25/2024	253604	Helix Water District	03/16/2022	PPD	580.00
04/23/2024	253526	Helix Water District	07/27/2022	Applicant attorney fee	2,849.25
04/23/2024	253530	Helix Water District	07/27/2022	PPD	7,673.61
04/17/2024	253428	Helix Water District	08/06/2013	Medical, general	148.90
04/16/2024	253317	Helix Water District	10/30/2023	Medical, general	233.59
04/16/2024	253282	Helix Water District	10/30/2023	Physical therapy	167.75
04/16/2024	253283	Helix Water District	10/30/2023	Physical therapy	372.63

from 04/16/2024
to 04/30/2024

ACWA Joint Powers Insurance Authority

Sorted By District

Claims Payment Report

<u>Check Date</u>	<u>Check Number</u>	<u>District Name</u>	<u>Claim Date</u>	<u>Transaction Type</u>	<u>Amount</u>
04/18/2024	253463	Helix Water District	07/23/2019	Utilization review	675.00
04/18/2024	253463	Helix Water District	07/23/2019	Utilization review	425.00
04/23/2024	253514	Helix Water District	07/23/2019	Utilization review	495.00
04/16/2024	253356	Helix Water District	07/23/2019	Medical, general	113.36
04/18/2024	253479	Helix Water District	07/23/2019	Diagnostics	319.72
04/16/2024	253280	Helix Water District	01/30/2024	Physical therapy	160.35
04/16/2024	253281	Helix Water District	01/30/2024	Physical therapy	84.33
04/16/2024	253289	Humboldt Bay Municipal Water District	11/14/2023	Wage loss	281.92
04/30/2024	253643	Humboldt Bay Municipal Water District	11/14/2023	Wage loss	281.92
04/16/2024	253313	Humboldt Bay Municipal Water District	11/14/2023	Investigation/Subrosa	370.00
04/23/2024	253534	Humboldt Bay Municipal Water District	04/06/2021	PPD	580.00
04/18/2024	253453	Humboldt Community Services District	03/29/2024	Medical, general	140.00
04/16/2024	253330	Humboldt Community Services District	03/29/2024	Mileage	75.19
04/16/2024	253343	Humboldt Community Services District	12/19/2023	Medical, general	83.21
04/16/2024	253303	Idyllwild Water District	03/20/2023	Investigation/Subrosa	225.00
04/17/2024	253393	Idyllwild Water District	11/14/2021	Investigation/Subrosa	1,413.00
04/25/2024	253591	Joshua Basin Water District	11/09/2018	Mileage	69.68
04/23/2024	253508	Kaweah Delta Water Conservation District	03/22/2022	Mileage	3.95
04/25/2024	253584	Kern County Water Agency	02/02/2024	Property - District Property	13,181.09
04/23/2024	253495	Kern Delta Water District	05/13/2023	Liability - Property Damage	124,856.00
04/16/2024	253277	Kern Delta Water District	03/12/2024	Liability - Property Damage	985.08
04/16/2024	253270	Kern Delta Water District	03/12/2024	Appraiser	219.81
04/18/2024	253447	Kern Delta Water District	08/07/2023	Liability - Property Damage	3,732.14
04/30/2024	253680	La Canada Irrigation District	12/20/2023	Physical therapy	342.86
04/16/2024	253311	Laguna Beach County Water District	06/11/2020	Medical, general	162.65
04/23/2024	253521	Laguna Beach County Water District	06/11/2020	Medical, general	27.79
04/16/2024	253364	Laguna Beach County Water District	06/11/2020	Physical therapy	259.44
04/24/2024	253582	Laguna Beach County Water District	06/11/2020	Physical therapy	131.12
04/30/2024	253704	Laguna Beach County Water District	06/11/2020	Physical therapy	263.72
04/18/2024	253462	Laguna Beach County Water District	11/30/2020	Medical, general	243.24
04/17/2024	253408	Laguna Beach County Water District	11/30/2020	Physical therapy	310.74
04/17/2024	253401	Lake Arrowhead Community Services Dist	01/22/2023	Medical, general	279.36
04/30/2024	253672	Lake Arrowhead Community Services Dist	01/22/2023	Medical, general	111.88
04/30/2024	253673	Lake Arrowhead Community Services Dist	01/22/2023	Medical, general	192.09
04/30/2024	253674	Lake Arrowhead Community Services Dist	01/22/2023	Medical, general	179.00
04/30/2024	253675	Lake Arrowhead Community Services Dist	01/22/2023	Medical, general	187.73
04/16/2024	253355	Lake Arrowhead Community Services Dist	03/07/2024	Medical, general	219.67
04/25/2024	253599	Lake Arrowhead Community Services Dist	03/07/2024	Medical, general	179.00
04/23/2024	253557	Las Virgenes Municipal Water District	02/01/2013	Medical, general	214.59
04/16/2024	253368	Las Virgenes Municipal Water District	07/05/2023	Medical, general	789.23
04/16/2024	253274	Madera-Chowchilla Water and Power Auth	12/21/2023	Property - District Property	3,533.81
04/16/2024	253324	Mammoth Community Water District	04/06/2023	Medical, general	10.08
04/16/2024	253325	Mammoth Community Water District	04/06/2023	Medical, general	21.04
04/18/2024	253474	Mammoth Community Water District	04/06/2023	Medical, general	444.93

from 04/16/2024
to 04/30/2024

ACWA Joint Powers Insurance Authority

Sorted By District

Claims Payment Report

<u>Check Date</u>	<u>Check Number</u>	<u>District Name</u>	<u>Claim Date</u>	<u>Transaction Type</u>	<u>Amount</u>
04/17/2024	253427	Merced Irrigation District	05/01/2023	Medical, general	116.41
04/17/2024	253411	Merced Irrigation District	05/01/2023	Medical, general	875.27
04/23/2024	253503	Merced Irrigation District	05/01/2023	TTD	1,819.20
04/17/2024	253407	Merced Irrigation District	05/01/2023	Diagnostics	307.43
04/16/2024	253272	Merced Irrigation District	03/08/2024	Liability - Property Damage	1,838.44
04/30/2024	253629	Merced Irrigation District	03/08/2024	Liability - Property Damage	2,264.55
04/23/2024	253544	Merced Irrigation District	04/25/2023	Medical, general	116.41
04/23/2024	253550	Merced Irrigation District	04/25/2023	Medical, general	75.97
04/16/2024	253351	Merced Irrigation District	04/25/2023	Deposition/Witness fees	686.67
04/17/2024	253406	Merced Irrigation District	04/25/2023	IMR Fee	345.00
04/30/2024	253651	Merced Irrigation District	08/22/2019	Legal (Defense)	2,000.78
04/30/2024	253633	Merced Irrigation District	09/19/2023	Liability - Property Damage	1,327.04
04/30/2024	253634	Merced Irrigation District	08/05/2023	Liability - Property Damage	4,700.00
04/16/2024	253353	Merced Irrigation District	03/10/2024	Medical, general	116.41
04/25/2024	253619	Merced Irrigation District	03/10/2024	Medical, general	116.41
04/17/2024	253403	Merced Irrigation District	03/10/2024	Mileage	39.53
04/16/2024	253352	Merced Irrigation District	03/14/2024	Medical, general	358.20
04/23/2024	253545	Merced Irrigation District	03/14/2024	Medical, general	116.41
04/25/2024	253602	Merced Irrigation District	03/14/2024	TTD	1,787.35
04/25/2024	253603	Merced Irrigation District	03/14/2024	TTD	446.84
04/18/2024	253450	Merced Irrigation District	07/15/2018	Physical therapy	198.92
04/30/2024	253641	Merced Irrigation District	10/09/2023	Photocopy	287.50
04/24/2024	253580	Merced Irrigation District	01/24/2023	Medical, general	116.41
04/17/2024	253388	Mesa Water District	04/24/2023	Physical therapy	159.62
04/17/2024	253389	Mesa Water District	04/24/2023	Physical therapy	159.62
04/17/2024	253390	Mesa Water District	04/24/2023	Physical therapy	159.62
04/25/2024	253590	Mesa Water District	04/24/2023	Medical, general	533.57
04/18/2024	253486	Mesa Water District	08/31/2022	Medical, general	118.43
04/18/2024	253463	Mesa Water District	08/31/2022	Utilization review	315.00
04/23/2024	253525	Mesa Water District	07/30/2020	TTD	2,314.58
04/25/2024	253620	Mesa Water District	07/30/2020	Legal (Defense)	589.00
04/17/2024	253434	Mesa Water District	07/30/2020	Medical, general	117.23
04/18/2024	253463	Mesa Water District	10/06/2021	Utilization review	425.00
04/18/2024	253461	Mid-Peninsula Water District	03/19/2021	Legal (Defense)	796.82
04/30/2024	253678	Mission Hills Community Services District	07/12/2023	Diagnostics	366.23
04/16/2024	253328	Mission Springs Water District	08/21/2011	Medical, general	650.00
04/24/2024	253558	Mojave Water Agency	03/14/2024	Expense General	337.65
04/18/2024	253451	Montara Water & Sanitary District	07/18/2023	Physical therapy	327.07
04/23/2024	253504	Montara Water & Sanitary District	07/18/2023	Physical therapy	222.42
04/30/2024	253637	Montara Water & Sanitary District	07/18/2023	Physical therapy	222.42
04/30/2024	253700	Monte Vista Water District	02/18/2024	Medical, general	168.50
04/16/2024	253302	Monte Vista Water District	02/18/2024	Investigation/Subrosa	1,660.42
04/16/2024	253350	Monte Vista Water District	02/18/2024	Medical, general	90.23
04/30/2024	253699	Monte Vista Water District	02/18/2024	Medical, general	60.89

from 04/16/2024
to 04/30/2024

ACWA Joint Powers Insurance Authority

Sorted By District

Claims Payment Report

<u>Check Date</u>	<u>Check Number</u>	<u>District Name</u>	<u>Claim Date</u>	<u>Transaction Type</u>	<u>Amount</u>
04/23/2024	253524	Monte Vista Water District	03/12/2023	PPD	3,000.00
04/24/2024	253579	Monte Vista Water District	01/31/2024	Medical, general	90.23
04/23/2024	253527	Monte Vista Water District	10/12/2023	Ergonomic equipment/Evals	1,600.00
04/17/2024	253382	Montecito Water District	08/04/2023	DME Supplies	828.15
04/16/2024	253358	Montecito Water District	08/04/2023	Medical, general	116.41
04/16/2024	253346	Montecito Water District	08/04/2023	Medical, general	150.95
04/16/2024	253347	Montecito Water District	08/04/2023	Medical, general	150.95
04/18/2024	253481	Montecito Water District	08/04/2023	Physical therapy	140.35
04/18/2024	253482	Montecito Water District	08/04/2023	Physical therapy	120.92
04/16/2024	253336	Montecito Water District	02/12/2024	Physical therapy	230.61
04/23/2024	253532	Montecito Water District	02/12/2024	Physical therapy	122.31
04/23/2024	253533	Montecito Water District	02/12/2024	Physical therapy	122.31
04/16/2024	253357	Montecito Water District	02/12/2024	Medical, general	137.84
04/16/2024	253293	Moulton Niguel Water District	10/27/2023	Medical, general	248.32
04/16/2024	253366	Moulton Niguel Water District	01/02/2024	Medical, general	151.57
04/18/2024	253466	Moulton Niguel Water District	01/02/2024	TTD	2,541.96
04/23/2024	253514	Moulton Niguel Water District	01/02/2024	Utilization review	800.00
04/18/2024	253463	Moulton Niguel Water District	01/02/2024	Utilization review	800.00
04/23/2024	253539	Moulton Niguel Water District	01/02/2024	DME Supplies	1,060.00
04/24/2024	253570	Moulton Niguel Water District	01/02/2024	Laboratory fee	16.30
04/17/2024	253433	Moulton Niguel Water District	01/02/2024	Surgery Costs	679.02
04/23/2024	253499	Oakdale Irrigation District	02/24/2023	Defense Attorney	228.00
04/30/2024	253628	Olivenhain Municipal Water District	08/25/2023	Adjuster	1,799.70
04/24/2024	253563	Orange County Water District	11/17/2003	Medical, general	1,967.25
04/23/2024	253536	Orange County Water District	08/28/2023	Medical, general	147.78
04/16/2024	253294	Orange County Water District	02/28/2023	Physical therapy	275.15
04/16/2024	253295	Orange County Water District	02/28/2023	Physical therapy	140.82
04/16/2024	253296	Orange County Water District	02/28/2023	Physical therapy	140.82
04/16/2024	253297	Orange County Water District	02/28/2023	Physical therapy	424.66
04/30/2024	253646	Orange County Water District	02/28/2023	Medical, general	302.96
04/16/2024	253292	Orange County Water District	02/20/2024	Medical, general	206.40
04/18/2024	253457	Orange County Water District	03/14/2024	Medical, general	130.47
04/24/2024	253566	Orange County Water District	03/14/2024	Medical, general	194.70
04/24/2024	253567	Orange County Water District	03/14/2024	Medical, general	181.29
04/30/2024	253645	Orange County Water District	03/14/2024	Medical, general	287.94
04/16/2024	253290	Otay Water District	03/25/2024	TTD	1,314.97
04/16/2024	253291	Otay Water District	03/25/2024	TTD	358.63
04/18/2024	253455	Otay Water District	03/25/2024	TD penalty	167.36
04/16/2024	253276	Otay Water District	10/25/2023	Liability - Property Damage	39,421.88
04/30/2024	253667	Otay Water District	01/01/2023	PPD	7,291.43
04/17/2024	253409	Otay Water District	06/15/2022	DME Supplies	278.22
04/16/2024	253326	Otay Water District	06/15/2022	Medical, general	60.38
04/16/2024	253299	Otay Water District	06/15/2022	Medical, general	116.41
04/23/2024	253531	Pajaro Valley Water Management Agency	11/03/2023	Surgery Costs	8,245.55

from 04/16/2024
to 04/30/2024

ACWA Joint Powers Insurance Authority

Sorted By District

Claims Payment Report

<u>Check Date</u>	<u>Check Number</u>	<u>District Name</u>	<u>Claim Date</u>	<u>Transaction Type</u>	<u>Amount</u>
04/30/2024	253666	Pajaro Valley Water Management Agency	11/03/2023	Surgery Costs	1,768.50
04/16/2024	253309	Pajaro Valley Water Management Agency	11/03/2023	TTD	481.71
04/16/2024	253310	Pajaro Valley Water Management Agency	11/03/2023	TTD	1,926.86
04/30/2024	253668	Pajaro Valley Water Management Agency	11/03/2023	TTD	2,248.00
04/18/2024	253463	Pajaro Valley Water Management Agency	11/03/2023	Utilization review	1,050.00
04/18/2024	253463	Pajaro Valley Water Management Agency	11/03/2023	Utilization review	1,230.00
04/18/2024	253463	Pajaro Valley Water Management Agency	11/03/2023	Utilization review	315.00
04/30/2024	253640	Palmdale Water District	01/27/2023	Investigation/Subrosa	695.00
04/30/2024	253660	Palmdale Water District	01/27/2023	Mileage	15.41
04/16/2024	253316	Palmdale Water District	04/06/2023	TTD	1,700.06
04/30/2024	253671	Palmdale Water District	04/06/2023	TTD	1,700.06
04/30/2024	253653	Palmdale Water District	04/06/2023	Legal (Defense)	57.17
04/18/2024	253477	Palmdale Water District	08/01/2023	Legal (Defense)	342.00
04/23/2024	253522	Palmdale Water District	08/01/2023	Med/Legal evaluation	2,060.00
04/16/2024	253298	Palmdale Water District	03/14/2018	Legal (Defense)	76.22
04/18/2024	253491	Palmdale Water District	10/31/2021	PPD	580.00
04/24/2024	253569	Palmdale Water District	10/31/2021	Medical, general	187.52
04/30/2024	253662	Palmdale Water District	10/31/2021	Medical, general	49.61
04/17/2024	253416	Panoche Water District	05/30/2023	Physical therapy	157.06
04/18/2024	253483	Panoche Water District	05/30/2023	Physical therapy	157.06
04/18/2024	253484	Panoche Water District	05/30/2023	Physical therapy	203.20
04/16/2024	253285	Panoche Water District	05/30/2023	Mileage	482.91
04/25/2024	253588	Panoche Water District	05/30/2023	Wage loss	649.60
04/18/2024	253459	Paradise Irrigation District	08/29/2023	Medical, general	103.23
04/16/2024	253284	Patterson Irrigation District	08/09/2012	Medical, general	122.48
04/18/2024	253463	Patterson Irrigation District	08/09/2012	Utilization review	675.00
04/24/2024	253561	Purissima Hills Water District	09/04/2023	Property - District Property	54,500.35
04/18/2024	253443	Ramona Municipal Water District	12/08/2023	Liability - Property Damage	2,124.64
04/17/2024	253391	Ramona Municipal Water District	02/28/2022	Medical, general	136.31
04/30/2024	253655	Ramona Municipal Water District	02/28/2022	Legal (Defense)	76.22
04/16/2024	253345	Ramona Municipal Water District	01/25/2024	Medical, general	62.34
04/23/2024	253492	Rancho California Water District	01/10/2024	Liability - Property Damage	14,770.28
04/23/2024	253493	Rancho California Water District	11/06/2023	Liability - Property Damage	5,207.95
04/17/2024	253377	Rancho California Water District	02/08/2023	Liability - Property Damage	1,353.23
04/23/2024	253520	Rancho California Water District	10/04/2022	Pharmacy	40.29
04/17/2024	253381	Rancho California Water District	01/10/2024	Liability - Property Damage	116.51
04/18/2024	253478	Rowland Water District	03/24/2021	Legal (Defense)	58.00
04/16/2024	253306	Sacramento Suburban Water District	03/04/2024	Investigation/Subrosa	350.00
04/17/2024	253394	Sacramento Suburban Water District	03/04/2024	Investigation/Subrosa	564.50
04/17/2024	253419	Sacramento Suburban Water District	03/04/2024	Hospital (Inpatient)	303.21
04/23/2024	253552	Sacramento Suburban Water District	03/04/2024	Hospital (Inpatient)	9,637.23
04/17/2024	253421	Sacramento Suburban Water District	03/04/2024	Diagnostics	59.56
04/30/2024	253697	Sacramento Suburban Water District	03/20/2019	Hospital (Outpatient)	162.99
04/25/2024	253583	Sacramento Suburban Water District	12/19/2019	Expert	1,530.00

from 04/16/2024
to 04/30/2024

ACWA Joint Powers Insurance Authority

Sorted By District

Claims Payment Report

<u>Check Date</u>	<u>Check Number</u>	<u>District Name</u>	<u>Claim Date</u>	<u>Transaction Type</u>	<u>Amount</u>
04/16/2024	253354	San Bernardino Valley Municipal Water Di	06/07/2023	Medical, general	14.08
04/24/2024	253574	San Bernardino Valley Water Conservatio	03/08/2024	Physical therapy	199.07
04/24/2024	253575	San Bernardino Valley Water Conservatio	03/08/2024	Medical, general	166.09
04/16/2024	253321	San Bernardino Valley Water Conservatio	03/06/2024	Hospital (Outpatient)	681.12
04/16/2024	253339	San Bernardino Valley Water Conservatio	03/06/2024	Medical, general	122.06
04/17/2024	253436	San Dieguito Water District	09/23/2020	Medical, general	115.21
04/16/2024	253340	San Gabriel County Water District	01/25/2024	Medical, general	190.63
04/23/2024	253516	San Gabriel County Water District	01/25/2024	Investigation/Subrosa	2,061.00
04/23/2024	253537	San Gabriel County Water District	01/25/2024	Medical, general	147.78
04/18/2024	253463	San Luis Water District	08/09/2013	Utilization review	1,018.75
04/18/2024	253469	San Luis Water District	08/09/2013	Medical, general	229.07
04/18/2024	253470	San Luis Water District	08/09/2013	Medical, general	90.94
04/18/2024	253471	San Luis Water District	08/09/2013	Medical, general	228.40
04/18/2024	253472	San Luis Water District	08/09/2013	Medical, general	229.07
04/16/2024	253331	Santa Clarita Valley Water Agency	03/01/2022	Medical, general	96.16
04/18/2024	253473	Santa Clarita Valley Water Agency	03/01/2022	PPD	580.00
04/16/2024	253344	Santa Clarita Valley Water Agency	03/01/2022	Diagnostics	323.03
04/30/2024	253687	Santa Clarita Valley Water Agency	04/10/2024	Medical, general	129.62
04/30/2024	253689	Santa Clarita Valley Water Agency	04/10/2024	Medical, general	159.57
04/18/2024	253485	Santa Clarita Valley Water Agency	09/02/2021	Physical therapy	344.15
04/23/2024	253528	Santa Clarita Valley Water Agency	09/02/2021	PPD	580.00
04/17/2024	253376	Santa Clarita Valley Water Agency	11/29/2023	Liability- Bodily Injury	15,000.00
04/25/2024	253601	Santa Margarita Water District	04/10/2024	TTD	2,748.74
04/30/2024	253663	Scotts Valley Water District	10/28/2019	Chiropractor	220.64
04/17/2024	253371	Shafter-Wasco Irrigation District	06/07/2021	Expense General	1,331.44
04/30/2024	253630	Shafter-Wasco Irrigation District	02/02/2024	Property - District Property	2,186.42
04/24/2024	253571	Solano County Water Agency	08/07/2023	Medical, general	91.16
04/30/2024	253683	Solano County Water Agency	08/07/2023	Physical therapy	4,001.63
04/25/2024	253592	Solano County Water Agency	08/07/2023	TTD	3,030.96
04/16/2024	253329	Solano County Water Agency	08/07/2023	DME Supplies	194.78
04/25/2024	253607	Solano County Water Agency	11/02/2022	Medical, general	91.16
04/17/2024	253378	Solano County Water Agency	04/07/2022	Expense General	580.75
04/17/2024	253379	Solano County Water Agency	04/07/2022	Expense General	1,052.25
04/17/2024	253380	Solano County Water Agency	04/07/2022	Expense General	644.00
04/17/2024	253370	Solano Irrigation District	06/23/2022	Liability - Property Damage	42,611.13
04/30/2024	253707	South Coast Water District	01/10/2022	Medical, general	154.29
04/18/2024	253464	South Coast Water District	02/10/2021	TTD	2,712.62
04/30/2024	253654	South Coast Water District	02/10/2021	Legal (Defense)	38.11
04/17/2024	253439	South Coast Water District	02/10/2021	Medical, general	118.43
04/17/2024	253440	South Coast Water District	02/10/2021	Medical, general	151.57
04/17/2024	253441	South Coast Water District	02/10/2021	Medical, general	215.58
04/17/2024	253374	South Feather Water and Power Agency	01/10/2024	Property - District Property	20,903.34
04/25/2024	253613	South Montebello Irrigation District	04/02/2024	Medical, general	195.86
04/16/2024	253365	South Tahoe Public Utility District	09/19/2023	Medical, general	210.97

from 04/16/2024
to 04/30/2024

ACWA Joint Powers Insurance Authority

Sorted By District

Claims Payment Report

<u>Check Date</u>	<u>Check Number</u>	<u>District Name</u>	<u>Claim Date</u>	<u>Transaction Type</u>	<u>Amount</u>
04/24/2024	253564	South Tahoe Public Utility District	04/04/2024	Medical, general	212.51
04/25/2024	253589	South Tahoe Public Utility District	04/04/2024	Medical, general	54.53
04/16/2024	253287	South Tahoe Public Utility District	03/26/2024	Medical, general	71.75
04/17/2024	253385	South Tahoe Public Utility District	03/14/2024	Medical, general	54.53
04/25/2024	253596	Stockton-East Water District	02/28/2004	Medical, general	190.84
04/16/2024	253322	Stockton-East Water District	08/04/2023	TTD	3,204.81
04/30/2024	253679	Stockton-East Water District	08/04/2023	TTD	2,136.54
04/18/2024	253463	Stockton-East Water District	08/04/2023	Utilization review	1,018.75
04/17/2024	253435	Stockton-East Water District	08/04/2023	Legal (Defense)	1,046.57
04/17/2024	253404	Stockton-East Water District	08/04/2023	IMR Fee	345.00
04/17/2024	253405	Stockton-East Water District	08/04/2023	IMR Fee	345.00
04/17/2024	253398	Stockton-East Water District	08/04/2023	Photocopy	75.00
04/16/2024	253279	Stockton-East Water District	08/04/2023	Physical therapy	71.06
04/16/2024	253363	Stockton-East Water District	08/04/2023	Medical, general	229.33
04/16/2024	253323	Stockton-East Water District	08/04/2023	TD penalty	213.65
04/23/2024	253551	Stockton-East Water District	08/04/2023	Medical, general	229.34
04/30/2024	253692	Stockton-East Water District	08/04/2023	Medical, general	200.62
04/30/2024	253693	Stockton-East Water District	08/04/2023	Medical, general	137.15
04/30/2024	253694	Stockton-East Water District	08/04/2023	Medical, general	192.89
04/23/2024	253507	Stockton-East Water District	11/18/2023	Medical, general	164.47
04/18/2024	253448	Sunnyslope County Water District	01/29/2024	Medical, general	143.52
04/18/2024	253449	Sunnyslope County Water District	01/29/2024	Medical, general	287.69
04/16/2024	253288	Sunnyslope County Water District	01/29/2024	TTD	3,238.30
04/30/2024	253642	Sunnyslope County Water District	01/29/2024	TTD	3,238.30
04/17/2024	253369	Sutter Extension Water District	09/01/2019	Expert	5,632.50
04/25/2024	253587	Sweetwater Authority	03/20/2024	TTD	41.45
04/16/2024	253327	Sweetwater Authority	02/21/2024	Physical therapy	119.43
04/17/2024	253412	Sweetwater Authority	11/15/2022	Chiropractor	242.09
04/17/2024	253413	Sweetwater Authority	11/15/2022	Chiropractor	133.69
04/17/2024	253402	Sweetwater Authority	11/15/2022	Medical, general	193.44
04/17/2024	253415	Sweetwater Authority	12/15/2021	Chiropractor	133.69
04/30/2024	253664	Sweetwater Authority	12/15/2021	Medical, general	298.47
04/30/2024	253665	Sweetwater Authority	12/15/2021	Medical, general	298.47
04/17/2024	253414	Sweetwater Authority	02/28/2020	Chiropractor	133.69
04/30/2024	253709	Sweetwater Authority	12/07/2022	Applicant attorney fee	1,080.00
04/16/2024	253312	Sweetwater Authority	12/07/2022	Diagnostics	272.73
04/16/2024	253367	Sweetwater Authority	12/07/2022	Physical therapy	182.69
04/16/2024	253304	Sweetwater Authority	12/07/2022	Investigation/Subrosa	506.50
04/23/2024	253515	Sweetwater Authority	12/07/2022	Investigation/Subrosa	1,493.44
04/16/2024	253348	Sweetwater Authority	12/07/2022	Medical, general	140.49
04/16/2024	253349	Sweetwater Authority	12/07/2022	Medical, general	206.25
04/17/2024	253417	Sweetwater Authority	12/07/2022	Physical therapy	156.85
04/17/2024	253418	Sweetwater Authority	12/07/2022	Physical therapy	156.85
04/23/2024	253540	Sweetwater Authority	12/07/2022	Physical therapy	156.85

from 04/16/2024
to 04/30/2024

ACWA Joint Powers Insurance Authority

Sorted By District

Claims Payment Report

<u>Check Date</u>	<u>Check Number</u>	<u>District Name</u>	<u>Claim Date</u>	<u>Transaction Type</u>	<u>Amount</u>
04/23/2024	253541	Sweetwater Authority	12/07/2022	Physical therapy	156.85
04/23/2024	253553	Tahoe City Public Utility District	04/02/2024	Medical, general	160.41
04/23/2024	253556	Tahoe City Public Utility District	04/02/2024	Medical, general	66.59
04/23/2024	253554	Tahoe City Public Utility District	08/11/2020	Medical, general	124.89
04/17/2024	253432	Tahoe City Public Utility District	08/11/2020	Photocopy	240.00
04/18/2024	253465	Tahoe City Public Utility District	08/11/2020	Photocopy	75.00
04/23/2024	253523	Tahoe City Public Utility District	08/11/2020	Case management service	2,063.64
04/23/2024	253555	Tahoe City Public Utility District	08/11/2020	Diagnostics	157.43
04/17/2024	253426	Tahoe City Public Utility District	05/08/2020	Medical, general	190.01
04/30/2024	253702	Tahoe City Public Utility District	04/06/2023	PPD	11,092.50
04/17/2024	253422	Three Valleys Municipal Water District	07/05/2023	Photocopy	287.50
04/17/2024	253430	Three Valleys Municipal Water District	07/05/2023	Photocopy	269.37
04/17/2024	253431	Three Valleys Municipal Water District	07/05/2023	Photocopy	230.00
04/30/2024	253652	Three Valleys Municipal Water District	07/05/2023	Legal (Defense)	1,369.00
04/25/2024	253623	Truckee Donner Public Utility District	03/12/2024	Medical, general	81.78
04/25/2024	253624	Truckee Donner Public Utility District	03/12/2024	Medical, general	117.06
04/25/2024	253625	Truckee Donner Public Utility District	03/12/2024	Medical, general	112.47
04/17/2024	253429	Tulare Irrigation District	09/12/2022	Hospital (Outpatient)	6,393.13
04/23/2024	253494	Tuolumne Utilities District	10/02/2023	Liability - Property Damage	6,614.27
04/23/2024	253496	Tuolumne Utilities District	09/14/2023	Liability - Property Damage	2,412.30
04/17/2024	253399	Tuolumne Utilities District	11/02/2020	Deposition/Witness fees	820.00
04/18/2024	253468	Vallecitos Water District	10/25/2022	Case management service	1,900.80
04/30/2024	253626	Vallecitos Water District	01/24/2024	Liability - Property Damage	9,768.13
04/30/2024	253627	Vallecitos Water District	01/24/2024	Liability - Property Damage	8,754.59
04/17/2024	253395	Vallecitos Water District	02/22/2024	Investigation/Subrosa	2,201.00
04/23/2024	253506	Vallecitos Water District	01/04/2023	Photocopy	75.00
04/23/2024	253529	Vallecitos Water District	01/04/2023	PPD	580.00
04/16/2024	253305	Vallecitos Water District	01/11/2024	Investigation/Subrosa	2,552.00
04/16/2024	253307	Vallecitos Water District	01/11/2024	Investigation/Subrosa	285.00
04/17/2024	253396	Vallecitos Water District	01/11/2024	Investigation/Subrosa	189.00
04/24/2024	253572	Valley Center Municipal Water District	09/12/2018	Physical therapy	134.86
04/24/2024	253573	Valley Center Municipal Water District	09/12/2018	Physical therapy	148.98
04/30/2024	253685	Valley Center Municipal Water District	09/12/2018	Physical therapy	148.98
04/30/2024	253686	Valley County Water District	10/26/2023	Medical, general	252.43
04/16/2024	253341	Valley County Water District	03/04/2024	Physical therapy	121.76
04/16/2024	253342	Valley County Water District	03/04/2024	Physical therapy	112.15
04/25/2024	253609	Valley County Water District	03/04/2024	Physical therapy	211.58
04/25/2024	253610	Valley County Water District	03/04/2024	Medical, general	191.04
04/25/2024	253611	Valley County Water District	03/04/2024	Physical therapy	130.57
04/25/2024	253617	Valley County Water District	03/04/2024	Physical therapy	123.77
04/18/2024	253463	Valley of the Moon Water District	05/31/2023	Utilization review	370.00
04/23/2024	253549	Valley of the Moon Water District	05/31/2023	Physical therapy	778.91
04/30/2024	253684	Valley of the Moon Water District	05/31/2023	Medical, general	14.43
04/16/2024	253337	Valley of the Moon Water District	05/31/2023	Medical, general	5,055.75

from 04/16/2024
to 04/30/2024

ACWA Joint Powers Insurance Authority

Sorted By District

Claims Payment Report

<u>Check Date</u>	<u>Check Number</u>	<u>District Name</u>	<u>Claim Date</u>	<u>Transaction Type</u>	<u>Amount</u>
04/18/2024	253463	Vista Irrigation District	02/04/2019	Utilization review	1,112.50
04/30/2024	253647	Vista Irrigation District	07/10/2023	Medical, general	539.45
04/30/2024	253632	Vista Irrigation District	09/28/2023	Liability - Property Damage	7,809.03
04/17/2024	253424	Walnut Valley Water District	03/04/2024	Medical, general	89.47
04/24/2024	253559	Walnut Valley Water District	04/02/2024	Liability - Small Claims	1,373.95
04/30/2024	253676	Walnut Valley Water District	12/26/2019	Medical, general	412.47
04/23/2024	253546	Walnut Valley Water District	12/26/2019	TTD	2,137.06
04/18/2024	253463	Walnut Valley Water District	05/13/2021	Utilization review	400.00
04/16/2024	253273	Water Employee Services Authority	02/18/2024	Liability - Property Damage	20,847.02
04/25/2024	253606	Water Employee Services Authority	02/24/2017	Med/Legal evaluation	934.38
04/23/2024	253538	Western Canal Water District	08/23/2023	Laboratory fee	11.40
04/18/2024	253458	Western Canal Water District	09/30/2021	Medical, general	224.75
04/30/2024	253649	Western Canal Water District	01/19/2024	Medical, general	228.26
04/17/2024	253400	Western Canal Water District	03/24/2023	Case management service	2,419.20
04/25/2024	253586	Western Canal Water District	01/19/2024	TTD	1,640.20
04/30/2024	253648	Western Canal Water District	10/04/2023	Medical, general	103.23
04/16/2024	253315	Western Municipal Water District	10/23/2007	Mileage	65.92
04/18/2024	253487	Western Municipal Water District	11/21/2019	PPD	7,830.00
04/16/2024	253275	Woodbridge Irrigation District	02/09/2024	Property - District Property	7,290.68
04/30/2024	253661	Yuba County Water Agency	03/14/2024	Medical, general	297.31
04/24/2024	253568	Yuba County Water Agency	03/14/2024	Diagnostics	11.53
04/17/2024	253372	Yuima Municipal Water District	02/08/2021	Expense General	1,340.25
Total					1,197,090.78

from 05/01/2024
to 05/15/2024

ACWA Joint Powers Insurance Authority

Sorted By District

Claims Payment Report

<u>Check Date</u>	<u>Check Number</u>	<u>District Name</u>	<u>Claim Date</u>	<u>Transaction Type</u>	<u>Amount</u>
05/07/2024	253797	Alameda County Water District	05/17/2023	Legal (Defense)	817.31
05/07/2024	253798	Alameda County Water District	09/18/2022	Legal (Defense)	571.65
05/08/2024	253889	Alameda County Water District	09/18/2022	Medical, general	86.49
05/08/2024	253867	Alameda County Water District	09/18/2022	Physical therapy	1,973.13
05/08/2024	253868	Alameda County Water District	09/18/2022	Physical therapy	812.55
05/08/2024	253869	Alameda County Water District	09/18/2022	Physical therapy	1,625.10
05/08/2024	253870	Alameda County Water District	09/18/2022	Physical therapy	812.55
05/08/2024	253871	Alameda County Water District	09/18/2022	Physical therapy	1,625.10
05/08/2024	253872	Alameda County Water District	09/18/2022	Physical therapy	812.55
05/09/2024	253929	Alameda County Water District	09/18/2022	Physical therapy	2,166.80
05/07/2024	253791	Alameda County Water District	02/06/2020	Legal (Defense)	247.72
05/14/2024	253979	Alameda County Water District	02/06/2020	Photocopy	10.96
05/14/2024	253980	Alameda County Water District	02/06/2020	Photocopy	10.96
05/15/2024	254047	Alameda County Water District	02/06/2020	Med/Legal evaluation	7,676.25
05/01/2024	253710	Apple Valley Heights County Water Distric	04/24/2024	Appraiser	326.03
05/14/2024	253967	Bard Water District	08/20/2012	Medical, general	116.41
05/14/2024	253988	Beaumont-Cherry Valley Water District	03/06/2024	Medical, general	224.69
05/09/2024	253926	Bella Vista Water District	04/16/2019	PPD	11,092.50
05/07/2024	253801	Bella Vista Water District	12/01/2023	Medical, general	91.16
05/14/2024	253974	Bella Vista Water District	12/01/2023	Medical, general	148.81
05/15/2024	254044	Bella Vista Water District	12/01/2023	Medical, general	95.79
05/07/2024	253830	Bella Vista Water District	12/01/2023	Diagnostics	304.56
05/02/2024	253778	Browns Valley Irrigation District	05/12/2023	TTD	2,455.84
05/14/2024	253953	Browns Valley Irrigation District	05/12/2023	Medical, general	107.97
05/14/2024	254034	Buena Vista Water Storage District	02/20/2024	Medical, general	296.43
05/14/2024	254024	Cachuma Operation and Maintenance Bo	05/11/2023	Medical, general	244.88
05/14/2024	254027	Cachuma Operation and Maintenance Bo	05/11/2023	Medical, general	189.39
05/14/2024	253976	Calleguas Municipal Water District	04/24/2024	Medical, general	141.47
05/14/2024	253945	Camrosa Water District	11/02/2023	Liability- Bodily Injury	4,900.00
05/07/2024	253795	Carpinteria Valley Water District	03/19/2018	Legal (Defense)	95.28
05/14/2024	254025	Carpinteria Valley Water District	05/01/2023	Medical, general	148.50
05/02/2024	253763	Citrus Heights Water District	02/01/2023	Legal (Defense)	400.16
05/09/2024	253905	Clear Creek Community Services District	09/01/2023	Expense General	300.00
05/14/2024	254029	Clear Creek Community Services District	09/01/2023	Physical therapy	78.89
05/08/2024	253877	Clearlake Oaks County Water District	04/08/2024	Medical, general	130.31
05/08/2024	253881	Clearlake Oaks County Water District	04/08/2024	Physical therapy	155.09
05/09/2024	253924	Clearlake Oaks County Water District	12/11/2020	PPD	580.00
05/14/2024	254000	Consolidated Irrigation District	01/25/2024	Medical, general	195.06
05/14/2024	253970	Corcoran Irrigation District	11/24/2010	Medical, general	301.16
05/02/2024	253773	Crescenta Valley Water District	08/22/2023	Physical therapy	124.07
05/07/2024	253816	Crescenta Valley Water District	08/22/2023	Physical therapy	124.07
05/07/2024	253829	Crescenta Valley Water District	08/22/2023	TD penalty	232.96
05/07/2024	253828	Crescenta Valley Water District	08/22/2023	TTD	2,329.60

from 05/01/2024
to 05/15/2024

ACWA Joint Powers Insurance Authority

Sorted By District

Claims Payment Report

<u>Check Date</u>	<u>Check Number</u>	<u>District Name</u>	<u>Claim Date</u>	<u>Transaction Type</u>	<u>Amount</u>
05/07/2024	253784	Cucamonga Valley Water District	04/24/2024	TTD	1,807.67
05/02/2024	253754	Cucamonga Valley Water District	05/31/2023	Expert	5,606.50
05/15/2024	254038	Cucamonga Valley Water District	05/31/2023	Property - District Property	108,420.09
05/09/2024	253919	Cucamonga Valley Water District	09/26/2023	TTD	2,096.42
05/09/2024	253921	Cucamonga Valley Water District	09/26/2023	Case management service	2,251.93
05/07/2024	253827	Cucamonga Valley Water District	01/04/2024	Diagnostics	741.22
05/09/2024	253920	Cucamonga Valley Water District	05/01/2023	TTD	434.40
05/08/2024	253876	Cucamonga Valley Water District	05/01/2023	Medical, general	149.67
05/08/2024	253882	Cucamonga Valley Water District	05/01/2023	Medical, general	161.30
05/08/2024	253850	Cucamonga Valley Water District	05/01/2023	Medical, general	635.48
05/14/2024	254009	Cucamonga Valley Water District	05/01/2023	Medical, general	159.38
05/07/2024	253779	Desert Water Agency	03/27/2024	TTD	2,775.69
05/14/2024	253987	Desert Water Agency	04/24/2024	Pharmacy	8.75
05/14/2024	254015	East Contra Costa Irrigation District	01/05/2024	Medical, general	75.00
05/14/2024	254016	East Contra Costa Irrigation District	01/05/2024	Medical, general	13.00
05/07/2024	253812	East Contra Costa Irrigation District	03/03/2022	Mileage	133.80
05/07/2024	253792	East Contra Costa Irrigation District	03/03/2022	Legal (Defense)	1,406.98
05/08/2024	253847	East Orange County Water District	07/02/2019	Defense Attorney	105.00
05/09/2024	253930	East Orange County Water District	05/01/2023	PPD	9,735.71
05/14/2024	253964	El Dorado Irrigation District	02/05/2024	Medical, general	199.62
05/14/2024	253965	El Dorado Irrigation District	02/05/2024	Medical, general	75.97
05/14/2024	253966	El Dorado Irrigation District	02/05/2024	Medical, general	46.92
05/07/2024	253785	El Dorado Irrigation District	12/19/2023	TTD	1,910.00
05/14/2024	254018	El Dorado Irrigation District	12/19/2023	Medical, general	157.51
05/01/2024	253712	El Dorado Irrigation District	02/01/2023	Expert	11,672.00
05/09/2024	253904	El Dorado Irrigation District	04/02/2024	Property - District Property	603.03
05/14/2024	254013	El Dorado Irrigation District	01/22/2024	DME Supplies	71.83
05/02/2024	253777	El Dorado Irrigation District	12/08/2023	TTD	3,238.30
05/15/2024	254042	El Toro Water District	11/04/2023	Liability - Property Damage	61,557.77
05/07/2024	253832	El Toro Water District	09/25/2019	Med/Legal evaluation	6,311.00
05/14/2024	254028	Elsinore Valley Municipal Water District	10/06/2015	Medical, general	341.01
05/01/2024	253719	Elsinore Valley Municipal Water District	05/05/2014	Legal (Defense)	266.77
05/01/2024	253752	Elsinore Valley Municipal Water District	05/05/2014	Medical, general	211.71
05/08/2024	253861	Elsinore Valley Municipal Water District	05/05/2014	Medical, general	388.41
05/09/2024	253932	Elsinore Valley Municipal Water District	05/05/2014	Medical, general	116.41
05/08/2024	253874	Fallbrook Public Utility District	02/15/2024	Medical, general	202.97
05/08/2024	253883	Fallbrook Public Utility District	02/15/2024	Physical therapy	167.49
05/14/2024	254008	Fallbrook Public Utility District	02/15/2024	Medical, general	429.58
05/14/2024	254011	Fallbrook Public Utility District	02/15/2024	Medical, general	114.18
05/08/2024	253844	Florin Resource Conservation District - Elk	03/21/2024	Property - District Property	5,000.00
05/02/2024	253769	Florin Resource Conservation District - Elk	11/14/2023	Surgery Costs	6,426.81
05/09/2024	253928	Florin Resource Conservation District - Elk	11/14/2023	TTD	2,502.40
05/08/2024	253885	Florin Resource Conservation District - Elk	11/14/2023	Physical therapy	44.68
05/14/2024	254017	Florin Resource Conservation District - Elk	11/14/2023	Physical therapy	78.22

from 05/01/2024
to 05/15/2024

ACWA Joint Powers Insurance Authority

Sorted By District

Claims Payment Report

<u>Check Date</u>	<u>Check Number</u>	<u>District Name</u>	<u>Claim Date</u>	<u>Transaction Type</u>	<u>Amount</u>
05/07/2024	253788	Fresno Metropolitan Flood Control District	06/03/2023	Legal (Defense)	342.99
05/07/2024	253799	Glenn-Colusa Irrigation District	07/13/2021	Legal (Defense)	419.21
05/07/2024	253789	Glenn-Colusa Irrigation District	10/19/2021	Legal (Defense)	57.17
05/07/2024	253790	Glenn-Colusa Irrigation District	10/19/2021	Legal (Defense)	386.00
05/14/2024	254030	Glenn-Colusa Irrigation District	11/29/2021	TTD	944.46
05/14/2024	254026	Goleta Water District	04/18/2018	Medical, general	64.57
05/09/2024	253931	Goleta Water District	04/18/2018	Mileage	4.45
05/09/2024	253936	Helix Water District	03/14/2023	Medical, general	424.76
05/09/2024	253927	Helix Water District	03/16/2022	PPD	683.57
05/07/2024	253815	Helix Water District	07/27/2022	PPD	580.00
05/07/2024	253835	Helix Water District	04/12/1989	Chiropractor	136.26
05/07/2024	253806	Helix Water District	10/30/2023	Medical, general	116.41
05/14/2024	253961	Humboldt Bay Municipal Water District	11/14/2023	Wage loss	281.92
05/07/2024	253818	Humboldt Bay Municipal Water District	04/06/2021	PPD	580.00
05/14/2024	253956	Humboldt Community Services District	03/29/2024	Medical, general	28.50
05/01/2024	253726	Idyllwild Water District	03/20/2023	Mileage	77.72
05/09/2024	253916	Joshua Basin Water District	11/09/2018	C&R/Future Medical	20,250.00
05/09/2024	253915	Joshua Basin Water District	11/09/2018	C&R	13,775.00
05/08/2024	253846	Kern County Water Agency	01/16/2024	Property - District Property	2,233.03
05/07/2024	253805	Kinneloa Irrigation District	12/07/2023	Case management service	2,124.80
05/14/2024	254002	La Canada Irrigation District	12/20/2023	Physical therapy	265.70
05/01/2024	253720	Laguna Beach County Water District	10/29/2019	Legal (Defense)	266.77
05/14/2024	253990	Laguna Beach County Water District	06/11/2020	Diagnostics	234.25
05/08/2024	253862	Laguna Beach County Water District	06/11/2020	Physical therapy	131.86
05/14/2024	253989	Laguna Beach County Water District	06/11/2020	Medical, general	13.22
05/07/2024	253838	Laguna Beach County Water District	06/11/2020	Physical therapy	131.86
05/14/2024	254031	Laguna Beach County Water District	06/11/2020	Physical therapy	131.86
05/14/2024	254032	Laguna Beach County Water District	06/11/2020	Physical therapy	263.72
05/14/2024	253996	Lake Arrowhead Community Services Dist	01/22/2023	Medical, general	111.88
05/14/2024	253997	Lake Arrowhead Community Services Dist	01/22/2023	Physical therapy	111.88
05/14/2024	253998	Lake Arrowhead Community Services Dist	01/22/2023	Physical therapy	111.88
05/14/2024	253999	Lake Arrowhead Community Services Dist	01/22/2023	Physical therapy	179.00
05/08/2024	253863	Lake Arrowhead Community Services Dist	03/07/2024	Medical, general	130.88
05/02/2024	253756	Madera Irrigation District	03/21/2024	Property - District Property	7,547.82
05/08/2024	253865	Mammoth Community Water District	04/06/2023	Medical, general	274.96
05/15/2024	254045	Mammoth Community Water District	04/06/2023	Medical, general	831.39
05/15/2024	254040	Mammoth Community Water District	03/31/2023	Property - District Property	88,666.43
05/07/2024	253780	Merced Irrigation District	05/01/2023	TTD	1,819.20
05/02/2024	253776	Merced Irrigation District	05/01/2023	Case management service	588.00
05/07/2024	253841	Merced Irrigation District	05/01/2023	Case management service	1,322.10
05/14/2024	254020	Merced Irrigation District	05/01/2023	Medical, general	116.41
05/14/2024	253943	Merced Irrigation District	03/08/2024	Liability - Property Damage	1,622.81
05/08/2024	253852	Merced Irrigation District	04/25/2023	Medical, general	652.92
05/08/2024	253900	Merced Irrigation District	03/10/2024	Diagnostics	28.15

from 05/01/2024
to 05/15/2024

ACWA Joint Powers Insurance Authority

Sorted By District

Claims Payment Report

<u>Check Date</u>	<u>Check Number</u>	<u>District Name</u>	<u>Claim Date</u>	<u>Transaction Type</u>	<u>Amount</u>
05/02/2024	253764	Merced Irrigation District	01/24/2023	Legal (Defense)	705.04
05/08/2024	253888	Merced Irrigation District	01/24/2023	Medical, general	116.41
05/09/2024	253937	Merced Irrigation District	01/24/2023	Medical, general	3,344.72
05/14/2024	254012	Merced Irrigation District	01/24/2023	Diagnostics	62.50
05/14/2024	254021	Merced Irrigation District	04/10/2024	Medical, general	168.50
05/14/2024	254022	Merced Irrigation District	04/10/2024	Medical, general	116.41
05/07/2024	253810	Mesa Water District	04/24/2023	Anesthesiologist	210.91
05/09/2024	253913	Mesa Water District	08/31/2022	Medical, general	180.31
05/07/2024	253811	Mesa Water District	07/30/2020	TTD	2,314.58
05/08/2024	253887	Mesa Water District	10/06/2021	Medical, general	118.43
05/15/2024	254035	Mid-Peninsula Water District	10/26/2023	Liability - Property Damage	4,048.75
05/08/2024	253843	Mid-Peninsula Water District	04/14/2024	Appraiser	1,341.20
05/08/2024	253864	Mission Hills Community Services District	03/04/2024	Medical, general	75.97
05/07/2024	253793	Mission Springs Water District	01/25/2023	Legal (Defense)	685.98
05/07/2024	253796	Mission Springs Water District	08/21/2011	Legal (Defense)	95.28
05/09/2024	253918	Mission Springs Water District	03/11/2024	Investigation/Subrosa	620.00
05/14/2024	253978	Mission Springs Water District	03/11/2024	Investigation/Subrosa	2,061.00
05/14/2024	253952	Montara Water & Sanitary District	07/18/2023	Physical therapy	236.41
05/02/2024	253767	Monte Vista Water District	02/18/2024	Ergonomic equipment/Evals	644.70
05/14/2024	254003	Monte Vista Water District	03/12/2023	Med/Legal evaluation	2,015.00
05/02/2024	253775	Monte Vista Water District	01/31/2024	Photocopy	160.00
05/02/2024	253757	Montecito Water District	04/28/2022	Expense General	118.25
05/02/2024	253758	Montecito Water District	04/28/2022	Expense General	822.60
05/02/2024	253759	Montecito Water District	04/28/2022	Expense General	128.25
05/09/2024	253906	Montecito Water District	04/28/2022	Expense General	97.12
05/02/2024	253755	Montecito Water District	04/28/2022	Liability- Bodily Injury	6,500.00
05/01/2024	253733	Montecito Water District	02/12/2024	Physical therapy	124.33
05/01/2024	253734	Montecito Water District	02/12/2024	Physical therapy	124.33
05/01/2024	253735	Montecito Water District	02/12/2024	Physical therapy	124.33
05/14/2024	254023	Montecito Water District	02/12/2024	Medical, general	154.82
05/01/2024	253745	Moulton Niguel Water District	01/02/2024	Physical therapy	260.66
05/01/2024	253746	Moulton Niguel Water District	01/02/2024	Physical therapy	166.45
05/01/2024	253747	Moulton Niguel Water District	01/02/2024	Physical therapy	166.45
05/01/2024	253748	Moulton Niguel Water District	01/02/2024	Physical therapy	161.52
05/01/2024	253749	Moulton Niguel Water District	01/02/2024	Physical therapy	174.48
05/01/2024	253750	Moulton Niguel Water District	01/02/2024	Physical therapy	174.48
05/01/2024	253751	Moulton Niguel Water District	01/02/2024	Physical therapy	174.48
05/08/2024	253897	Moulton Niguel Water District	01/02/2024	Medical, general	31.33
05/02/2024	253768	Moulton Niguel Water District	01/02/2024	TTD	2,541.96
05/02/2024	253771	Moulton Niguel Water District	01/02/2024	Surgery Costs	2,842.00
05/14/2024	253947	Moulton Niguel Water District	06/12/2023	Liability - Property Damage	1,941.63
05/09/2024	253902	Mountain Gate Community Services Distri	01/13/2024	Property - District Property	7,107.77
05/01/2024	253730	Orange County Water District	11/17/2003	Physical therapy	103.11
05/01/2024	253731	Orange County Water District	11/17/2003	Physical therapy	103.11

from 05/01/2024
to 05/15/2024

ACWA Joint Powers Insurance Authority

Sorted By District

Claims Payment Report

<u>Check Date</u>	<u>Check Number</u>	<u>District Name</u>	<u>Claim Date</u>	<u>Transaction Type</u>	<u>Amount</u>
05/08/2024	253866	Orange County Water District	11/17/2003	Physical therapy	103.11
05/14/2024	253951	Orange County Water District	11/17/2003	Medical, general	101.22
05/08/2024	253895	Orange County Water District	01/28/2021	Medical, general	118.43
05/14/2024	253969	Orange County Water District	02/28/2023	Medical, general	152.26
05/14/2024	253968	Orange County Water District	02/20/2024	Medical, general	180.31
05/08/2024	253854	Orange County Water District	03/14/2024	Medical, general	153.22
05/14/2024	253981	Otay Water District	01/01/2023	PPD	580.00
05/01/2024	253736	Otay Water District	06/15/2022	Medical, general	149.24
05/14/2024	254019	Otay Water District	06/15/2022	Mileage	28.41
05/14/2024	253982	Pajaro Valley Water Management Agency	11/03/2023	TTD	2,248.00
05/01/2024	253725	Pajaro Valley Water Management Agency	11/03/2023	Surgery Costs	229.50
05/08/2024	253857	Pajaro Valley Water Management Agency	11/03/2023	Medical, general	172.98
05/08/2024	253858	Pajaro Valley Water Management Agency	11/03/2023	Medical, general	419.69
05/14/2024	253975	Pajaro Valley Water Management Agency	11/03/2023	Medical, general	138.31
05/02/2024	253772	Pajaro Valley Water Management Agency	02/20/2023	Physical therapy	323.22
05/08/2024	253848	Pajaro/Sunny Mesa Community Services I	01/25/2024	Medical, general	260.69
05/08/2024	253849	Pajaro/Sunny Mesa Community Services I	01/25/2024	Medical, general	141.19
05/08/2024	253894	Palmdale Water District	04/09/2024	Medical, general	116.88
05/08/2024	253893	Palmdale Water District	04/09/2024	Diagnostics	6.14
05/07/2024	253800	Palmdale Water District	01/27/2023	Legal (Defense)	19.06
05/09/2024	253909	Palmdale Water District	01/27/2023	Investigation/Subrosa	2,615.80
05/14/2024	253995	Palmdale Water District	04/06/2023	TTD	1,700.06
05/01/2024	253753	Palmdale Water District	11/16/2023	Medical, general	437.96
05/14/2024	254006	Palmdale Water District	08/01/2023	Legal (Defense)	456.00
05/07/2024	253842	Palmdale Water District	10/31/2021	PPD	580.00
05/09/2024	253910	Panoche Water District	05/30/2023	Wage loss	633.36
05/01/2024	253740	Panoche Water District	05/30/2023	Physical therapy	159.66
05/01/2024	253741	Panoche Water District	05/30/2023	Physical therapy	159.66
05/01/2024	253742	Panoche Water District	05/30/2023	Physical therapy	159.66
05/01/2024	253743	Panoche Water District	05/30/2023	Physical therapy	159.66
05/01/2024	253744	Panoche Water District	05/30/2023	Physical therapy	231.63
05/14/2024	253955	Panoche Water District	05/30/2023	Medical, general	101.22
05/01/2024	253718	Panoche Water District	08/17/2019	Legal (Defense)	705.04
05/14/2024	253972	Panoche Water District	08/17/2019	Legal (Defense)	209.61
05/01/2024	253717	Paradise Irrigation District	08/29/2023	Medical, general	103.23
05/08/2024	253898	Patterson Irrigation District	08/09/2012	Medical Interpreter	180.00
05/14/2024	253957	Patterson Irrigation District	11/14/2023	DME Supplies	224.35
05/01/2024	253713	Pebble Beach Community Services Distric	03/28/2024	Liability - Property Damage	15,546.36
05/14/2024	253942	Purissima Hills Water District	08/26/2018	Liability - Property Damage	1,658.72
05/08/2024	253855	Ramona Municipal Water District	02/28/2022	Medical, general	185.50
05/08/2024	253860	Ramona Municipal Water District	02/28/2022	Diagnostics	296.06
05/15/2024	254037	Reclamation District #1500	01/01/2023	Adjuster	2,195.10
05/14/2024	253946	Redwood Valley County Water District	09/15/2021	Property - District Property	108,640.85
05/01/2024	253737	Rincon Del Diablo Municipal Water Distric	04/12/2024	Medical, general	216.31

from 05/01/2024
to 05/15/2024

ACWA Joint Powers Insurance Authority

Sorted By District

Claims Payment Report

<u>Check Date</u>	<u>Check Number</u>	<u>District Name</u>	<u>Claim Date</u>	<u>Transaction Type</u>	<u>Amount</u>
05/01/2024	253738	Rincon Del Diablo Municipal Water District	04/12/2024	Medical, general	202.97
05/01/2024	253739	Rincon Del Diablo Municipal Water District	04/12/2024	Medical, general	281.32
05/08/2024	253884	Rincon Del Diablo Municipal Water District	04/12/2024	Physical therapy	159.50
05/07/2024	253782	Rio Alto Water District	01/23/2024	Medical, general	183.10
05/07/2024	253783	Rio Alto Water District	01/23/2024	Medical, general	261.73
05/01/2024	253724	Sacramento Suburban Water District	03/04/2024	Investigation/Subrosa	2,619.00
05/01/2024	253711	Sacramento Suburban Water District	01/04/2024	Property - District Property	5,828.81
05/14/2024	253941	Sacramento Suburban Water District	12/19/2019	Liability- Bodily Injury	2,075,000.00
05/14/2024	253940	Sacramento Suburban Water District	12/19/2019	Liability- Bodily Injury	675,000.00
05/02/2024	253774	San Bernardino Valley Municipal Water District	06/07/2023	Diagnostics	320.03
05/08/2024	253880	San Bernardino Valley Water Conservation District	03/08/2024	Medical, general	123.84
05/07/2024	253826	San Bernardino Valley Water Conservation District	03/06/2024	Medical, general	109.71
05/07/2024	253786	San Dieguito Water District	06/27/2023	Medical, general	286.28
05/07/2024	253787	San Dieguito Water District	06/27/2023	Medical, general	170.07
05/14/2024	253977	San Luis Water District	08/09/2013	Med/Legal evaluation	877.50
05/09/2024	253901	Santa Clarita Valley Water Agency	04/28/2022	Expert	780.00
05/14/2024	253944	Santa Clarita Valley Water Agency	04/28/2022	Expert	3,000.00
05/02/2024	253770	Santa Clarita Valley Water Agency	03/01/2022	PPD	580.00
05/08/2024	253875	Santa Clarita Valley Water Agency	04/10/2024	Medical, general	258.01
05/14/2024	254010	Santa Clarita Valley Water Agency	04/10/2024	Medical, general	176.52
05/14/2024	253991	Santa Clarita Valley Water Agency	04/10/2024	Medical, general	597.01
05/07/2024	253813	Santa Clarita Valley Water Agency	09/02/2021	PPD	580.00
05/09/2024	253925	Santa Margarita Water District	04/10/2024	TTD	3,206.86
05/07/2024	253831	Santa Margarita Water District	04/10/2024	Diagnostics	328.37
05/08/2024	253891	Santa Margarita Water District	04/04/2024	Medical, general	191.25
05/08/2024	253892	Santa Margarita Water District	04/04/2024	Medical, general	118.43
05/08/2024	253859	Santa Ynez River WCD Improvement District	08/08/2001	Medical, general	116.41
05/14/2024	253985	Scotts Valley Water District	04/18/2001	Legal (Defense)	801.00
05/14/2024	253992	Scotts Valley Water District	04/18/2001	Medical setaside	350.00
05/08/2024	253845	Serrano Water District	12/22/2023	Property - District Property	6,833.82
05/09/2024	253917	Solano County Water Agency	08/07/2023	TTD	3,030.96
05/15/2024	254043	Solano County Water Agency	04/07/2022	Expense General	969.50
05/07/2024	253794	Soquel Creek Water District	11/16/2020	Legal (Defense)	400.16
05/14/2024	254005	Soquel Creek Water District	03/11/2024	Medical, general	69.49
05/02/2024	253766	South Coast Water District	02/10/2021	TTD	2,712.62
05/14/2024	253938	South Feather Water and Power Agency	02/01/2024	Liability - Property Damage	565.84
05/01/2024	253716	South Feather Water and Power Agency	02/15/2024	Medical, general	209.04
05/14/2024	253948	South Feather Water and Power Agency	02/01/2024	Liability - Property Damage	325.00
05/14/2024	253949	South Feather Water and Power Agency	02/01/2024	Liability - Property Damage	310.00
05/14/2024	253950	South Feather Water and Power Agency	02/01/2024	Liability - Property Damage	960.00
05/08/2024	253896	South Tahoe Public Utility District	08/10/2023	Medical, general	135.38
05/01/2024	253727	Stockton-East Water District	02/28/2004	Medical, general	185.09
05/14/2024	253963	Stockton-East Water District	08/04/2023	Med/Legal evaluation	2,480.00
05/14/2024	254033	Stockton-East Water District	08/04/2023	Legal (Defense)	460.00

from 05/01/2024
to 05/15/2024

ACWA Joint Powers Insurance Authority

Sorted By District

Claims Payment Report

<u>Check Date</u>	<u>Check Number</u>	<u>District Name</u>	<u>Claim Date</u>	<u>Transaction Type</u>	<u>Amount</u>
05/14/2024	254001	Stockton-East Water District	08/04/2023	TTD	2,136.54
05/09/2024	253935	Stockton-East Water District	08/04/2023	Medical, general	233.13
05/09/2024	253912	Stockton-East Water District	08/04/2023	Physical therapy	18,928.00
05/14/2024	253958	Stockton-East Water District	11/18/2023	Medical, general	185.24
05/08/2024	253851	Stockton-East Water District	11/18/2023	Physical therapy	139.24
05/14/2024	253954	Stockton-East Water District	11/18/2023	Physical therapy	60.49
05/14/2024	253986	Sunnyslope County Water District	01/29/2024	Legal (Defense)	178.00
05/14/2024	253959	Sunnyslope County Water District	01/29/2024	TTD	3,238.30
05/14/2024	253960	Sunnyslope County Water District	01/29/2024	Mileage	123.41
05/07/2024	253833	Sweetwater Authority	05/31/2023	Medical, general	101.22
05/01/2024	253732	Sweetwater Authority	02/21/2024	Medical, general	138.60
05/14/2024	254004	Sweetwater Authority	12/15/2021	Med/Legal evaluation	6,056.00
05/07/2024	253817	Sweetwater Authority	11/10/2012	Diagnostics	341.94
05/08/2024	253899	Sweetwater Authority	12/07/2022	Physical therapy	230.35
05/08/2024	253853	Sweetwater Authority	03/23/2019	Medical, general	151.65
05/09/2024	253933	Sweetwater Authority	01/21/2020	Medical, general	316.42
05/01/2024	253729	Tahoe City Public Utility District	08/11/2020	Case management service	1,711.84
05/07/2024	253840	Tahoe City Public Utility District	08/11/2020	Diagnostics	1,111.69
05/01/2024	253723	Tahoe City Public Utility District	08/11/2020	Legal (Defense)	190.55
05/07/2024	253807	Tahoe City Public Utility District	08/11/2020	TTD	1,644.97
05/07/2024	253808	Tahoe City Public Utility District	08/11/2020	TTD	8,805.48
05/07/2024	253809	Tahoe City Public Utility District	08/11/2020	TTD	3,012.30
05/09/2024	253914	Tahoe City Public Utility District	08/11/2020	TTD	700.00
05/09/2024	253934	Tahoe City Public Utility District	08/11/2020	TTD	9,935.13
05/07/2024	253803	Three Valleys Municipal Water District	07/05/2023	Deposition/Witness fees	2,213.70
05/07/2024	253836	Three Valleys Municipal Water District	07/05/2023	Photocopy	230.00
05/07/2024	253837	Three Valleys Municipal Water District	07/05/2023	Photocopy	75.00
05/07/2024	253839	Truckee Donner Public Utility District	03/31/2021	Physical therapy	608.00
05/02/2024	253765	Tuolumne Utilities District	11/02/2020	Legal (Defense)	552.60
05/09/2024	253911	Vallecitos Water District	10/25/2022	Diagnostics	5,678.96
05/01/2024	253728	Vallecitos Water District	10/25/2022	Case management service	486.40
05/07/2024	253802	Vallecitos Water District	02/22/2024	Investigation/Subrosa	990.00
05/07/2024	253814	Vallecitos Water District	01/04/2023	PPD	580.00
05/07/2024	253819	Valley Center Municipal Water District	09/12/2018	Physical therapy	146.56
05/07/2024	253820	Valley Center Municipal Water District	09/12/2018	Physical therapy	146.56
05/07/2024	253821	Valley Center Municipal Water District	09/12/2018	Physical therapy	142.54
05/07/2024	253822	Valley Center Municipal Water District	09/12/2018	Physical therapy	148.98
05/07/2024	253823	Valley Center Municipal Water District	09/12/2018	Physical therapy	168.50
05/07/2024	253824	Valley Center Municipal Water District	09/12/2018	Physical therapy	146.56
05/07/2024	253825	Valley Center Municipal Water District	09/12/2018	Physical therapy	146.56
05/08/2024	253873	Valley Center Municipal Water District	09/12/2018	Physical therapy	148.98
05/14/2024	254007	Valley Center Municipal Water District	09/12/2018	Physical therapy	148.98
05/08/2024	253878	Valley County Water District	03/04/2024	Physical therapy	162.28
05/08/2024	253879	Valley County Water District	03/04/2024	Medical, general	129.62

from 05/01/2024
to 05/15/2024

ACWA Joint Powers Insurance Authority

Sorted By District

Claims Payment Report

<u>Check Date</u>	<u>Check Number</u>	<u>District Name</u>	<u>Claim Date</u>	<u>Transaction Type</u>	<u>Amount</u>
05/15/2024	254041	Valley County Water District	06/01/2023	Liability- Bodily Injury	125,000.00
05/08/2024	253890	Valley of the Moon Water District	03/11/2024	Medical, general	85.85
05/01/2024	253714	Vista Irrigation District	07/10/2023	Medical, general	170.07
05/01/2024	253715	Vista Irrigation District	07/10/2023	Medical, general	139.61
05/08/2024	253886	Walnut Valley Water District	03/04/2024	Medical, general	89.47
05/07/2024	253834	Walnut Valley Water District	12/26/2019	TTD	2,137.06
05/14/2024	253994	Walnut Valley Water District	12/26/2019	Medical, general	162.79
05/15/2024	254039	West Valley Water District	07/19/2021	Property - District Property	109,653.92
05/14/2024	253983	Western Canal Water District	08/23/2023	Medical, general	116.41
05/15/2024	254046	Western Canal Water District	08/23/2023	Laboratory fee	84.46
05/09/2024	253908	Western Canal Water District	08/23/2023	TTD	1,315.03
05/14/2024	253971	Western Canal Water District	09/30/2021	Medical, general	228.26
05/14/2024	253984	Western Canal Water District	01/19/2024	Medical, general	145.48
05/02/2024	253760	Western Canal Water District	01/19/2024	Mileage	138.02
05/02/2024	253762	Western Canal Water District	09/30/2021	Mileage	44.74
05/02/2024	253761	Western Canal Water District	03/24/2023	Mileage	164.15
05/09/2024	253922	Western Canal Water District	03/24/2023	Case management service	2,605.00
05/09/2024	253923	Western Canal Water District	03/24/2023	Case management service	1,709.00
05/09/2024	253907	Western Canal Water District	01/19/2024	TTD	351.47
05/14/2024	253939	Western Municipal Water District	04/26/2022	Liability - Property Damage	1,633.53
05/15/2024	254036	Western Municipal Water District	04/26/2022	Liability - Property Damage	1,633.53
05/07/2024	253804	Western Municipal Water District	11/13/2023	Mileage	4.56
05/14/2024	254014	Western Municipal Water District	10/23/2007	Med/Legal evaluation	650.00
05/01/2024	253721	Western Municipal Water District	10/23/2007	Legal (Defense)	228.66
05/14/2024	253993	Western Municipal Water District	10/23/2007	PPD	18,090.00
05/09/2024	253903	Woodbridge Irrigation District	02/09/2024	Property - District Property	1,052.30
05/14/2024	253962	Yolo County Flood Control & Water Conse	02/20/2024	Medical, general	96.25
05/14/2024	253973	Yolo County Flood Control & Water Conse	02/20/2024	Medical, general	146.69
05/01/2024	253722	Yorba Linda Water District	09/09/2019	Legal (Defense)	529.42
05/08/2024	253856	Yorba Linda Water District	10/05/2021	Medical, general	1,934.81
05/07/2024	253781	Yuba County Water Agency	03/14/2024	Medical, general	238.35
Total					3,755,216.55

from 05/16/2024
to 05/31/2024

ACWA Joint Powers Insurance Authority

Sorted By District

Claims Payment Report

<u>Check Date</u>	<u>Check Number</u>	<u>District Name</u>	<u>Claim Date</u>	<u>Transaction Type</u>	<u>Amount</u>
05/30/2024	254357	Alameda CFC & WCD, Zone 7 Water Age	01/19/2024	Property - District Property	2,753.25
05/22/2024	254141	Alameda County Water District	04/24/2024	Medical, general	292.47
05/28/2024	254257	Alameda County Water District	04/24/2024	Medical, general	197.35
05/28/2024	254228	American River Flood Control District	09/27/2023	Medical, general	146.69
05/16/2024	254050	American River Flood Control District	09/18/2023	Medical, general	146.69
05/22/2024	254128	Beaumont-Cherry Valley Water District	03/23/2024	Medical, general	183.23
05/22/2024	254129	Beaumont-Cherry Valley Water District	03/23/2024	Medical, general	282.14
05/29/2024	254307	Bella Vista Water District	12/01/2023	Medical, general	95.79
05/28/2024	254239	Bella Vista Water District	12/01/2023	Physical therapy	140.67
05/30/2024	254355	Bodega Bay Public Utility District	08/20/2022	Expense General	2,570.00
05/21/2024	254089	Browns Valley Irrigation District	05/12/2023	Physical therapy	136.20
05/22/2024	254121	Browns Valley Irrigation District	05/12/2023	Physical therapy	136.20
05/16/2024	254078	Browns Valley Irrigation District	05/12/2023	TTD	2,455.84
05/30/2024	254410	Browns Valley Irrigation District	05/12/2023	TTD	2,455.84
05/22/2024	254114	Buena Vista Water Storage District	04/15/2024	Property - District Property	3,455.00
05/22/2024	254146	Cachuma Operation and Maintenance Bo	05/11/2023	Medical, general	134.27
05/23/2024	254163	Castroville Community Services District	02/08/2020	Liability- Bodily Injury	20,000.00
05/28/2024	254212	Central California Irrigation District	01/26/2021	Property - District Property	1,551.46
05/21/2024	254095	Clear Creek Community Services District	10/19/2021	Med/Legal evaluation	650.00
05/23/2024	254172	Clear Creek Community Services District	06/07/2022	Medical, general	354.23
05/21/2024	254087	Clearlake Oaks County Water District	04/08/2024	Medical, general	2,125.06
05/28/2024	254249	Clearlake Oaks County Water District	04/08/2024	Physical therapy	161.02
05/22/2024	254153	Clearlake Oaks County Water District	04/08/2024	Diagnostics	16.24
05/23/2024	254186	Clearlake Oaks County Water District	12/11/2020	PPD	580.00
05/22/2024	254126	Consolidated Irrigation District	01/25/2024	Physical therapy	833.91
05/22/2024	254116	Corcoran Irrigation District	05/13/2022	Property - District Property	3,249.42
05/16/2024	254059	Crescenta Valley Water District	08/22/2023	TTD	499.20
05/28/2024	254252	Crescenta Valley Water District	08/22/2023	Wage loss	1,341.12
05/29/2024	254330	Crescenta Valley Water District	08/22/2023	Physical therapy	124.07
05/29/2024	254333	Crescenta Valley Water District	08/22/2023	Physical therapy	124.07
05/29/2024	254334	Crescenta Valley Water District	08/22/2023	Physical therapy	124.07
05/21/2024	254092	Cucamonga Valley Water District	04/24/2024	TTD	903.84
05/21/2024	254093	Cucamonga Valley Water District	04/24/2024	TTD	542.30
05/29/2024	254306	Cucamonga Valley Water District	04/24/2024	Medical, general	269.18
05/23/2024	254183	Cucamonga Valley Water District	09/26/2023	TTD	2,096.42
05/29/2024	254290	Cucamonga Valley Water District	01/04/2024	Physical therapy	146.30
05/29/2024	254291	Cucamonga Valley Water District	01/04/2024	Physical therapy	146.30
05/29/2024	254292	Cucamonga Valley Water District	01/04/2024	Physical therapy	146.30
05/29/2024	254293	Cucamonga Valley Water District	01/04/2024	Physical therapy	270.78
05/28/2024	254248	Cucamonga Valley Water District	05/01/2023	Medical, general	275.21
05/23/2024	254178	Desert Water Agency	03/27/2024	Anesthesiologist	241.12
05/29/2024	254354	Desert Water Agency	03/27/2024	Diagnostics	55.17
05/23/2024	254180	Desert Water Agency	03/27/2024	Hospital (Outpatient)	6,684.00

from 05/16/2024
to 05/31/2024

ACWA Joint Powers Insurance Authority

Sorted By District

Claims Payment Report

<u>Check Date</u>	<u>Check Number</u>	<u>District Name</u>	<u>Claim Date</u>	<u>Transaction Type</u>	<u>Amount</u>
05/28/2024	254275	Desert Water Agency	03/27/2024	Medical, general	168.99
05/21/2024	254090	Desert Water Agency	05/07/2024	TTD	1,071.50
05/22/2024	254139	East Contra Costa Irrigation District	01/18/2024	Medical, general	162.32
05/22/2024	254140	East Contra Costa Irrigation District	01/18/2024	Medical, general	13.00
05/23/2024	254202	East Orange County Water District	05/01/2023	PPD	580.00
05/21/2024	254094	El Dorado Irrigation District	12/19/2023	TTD	818.57
05/16/2024	254057	El Dorado Irrigation District	09/18/2023	Diagnostics	764.30
05/30/2024	254397	El Dorado Irrigation District	09/18/2023	Medical, general	148.90
05/30/2024	254369	El Dorado Irrigation District	09/18/2023	Medical, general	101.22
05/30/2024	254370	El Dorado Irrigation District	09/18/2023	Medical, general	75.97
05/30/2024	254371	El Dorado Irrigation District	09/18/2023	Medical, general	46.92
05/30/2024	254372	El Dorado Irrigation District	09/18/2023	Medical, general	75.97
05/30/2024	254373	El Dorado Irrigation District	09/18/2023	Medical, general	115.74
05/23/2024	254165	El Dorado Irrigation District	07/14/2021	Medical, general	133.51
05/23/2024	254166	El Dorado Irrigation District	07/14/2021	Medical, general	133.51
05/23/2024	254167	El Dorado Irrigation District	07/14/2021	Medical, general	183.10
05/23/2024	254168	El Dorado Irrigation District	07/14/2021	Medical, general	133.51
05/23/2024	254169	El Dorado Irrigation District	07/14/2021	Medical, general	188.78
05/23/2024	254170	El Dorado Irrigation District	07/14/2021	Medical, general	183.10
05/23/2024	254171	El Dorado Irrigation District	07/14/2021	Medical, general	183.10
05/28/2024	254213	El Dorado Irrigation District	07/14/2021	Medical, general	133.51
05/28/2024	254214	El Dorado Irrigation District	07/14/2021	Medical, general	133.51
05/22/2024	254133	El Dorado Irrigation District	01/22/2024	Diagnostics	325.06
05/16/2024	254077	El Dorado Irrigation District	12/08/2023	TTD	3,238.30
05/30/2024	254409	El Dorado Irrigation District	12/08/2023	TTD	3,238.30
05/29/2024	254317	El Toro Water District	06/22/2015	Medical, general	151.57
05/30/2024	254400	Elsinore Valley Municipal Water District	10/06/2015	Medical, general	179.80
05/30/2024	254401	Elsinore Valley Municipal Water District	10/06/2015	Medical, general	179.80
05/30/2024	254402	Elsinore Valley Municipal Water District	10/06/2015	Medical, general	371.79
05/23/2024	254193	Fallbrook Public Utility District	02/15/2024	Medical, general	131.85
05/23/2024	254197	Fallbrook Public Utility District	02/15/2024	Medical, general	129.36
05/23/2024	254198	Fallbrook Public Utility District	02/15/2024	Medical, general	129.36
05/23/2024	254190	Fallbrook Public Utility District	02/15/2024	Medical, general	299.28
05/23/2024	254161	Florin Resource Conservation District - Elk	03/13/2024	Liability - Property Damage	130.50
05/28/2024	254245	Florin Resource Conservation District - Elk	11/14/2023	DME Supplies	5.95
05/23/2024	254189	Florin Resource Conservation District - Elk	11/14/2023	TTD	536.23
05/22/2024	254142	Florin Resource Conservation District - Elk	11/14/2023	Medical, general	13.00
05/22/2024	254143	Florin Resource Conservation District - Elk	11/14/2023	Medical, general	137.18
05/30/2024	254393	Florin Resource Conservation District - Elk	11/14/2023	Physical therapy	111.76
05/16/2024	254060	Florin Resource Conservation District - Elk	11/07/2023	Medical, general	130.60
05/16/2024	254061	Florin Resource Conservation District - Elk	11/07/2023	Physical therapy	46.04
05/16/2024	254062	Florin Resource Conservation District - Elk	11/07/2023	Medical, general	137.18
05/16/2024	254063	Florin Resource Conservation District - Elk	11/07/2023	Medical, general	13.00
05/28/2024	254236	Florin Resource Conservation District - Elk	04/19/2024	Diagnostics	174.77

from 05/16/2024
to 05/31/2024

ACWA Joint Powers Insurance Authority

Sorted By District

Claims Payment Report

<u>Check Date</u>	<u>Check Number</u>	<u>District Name</u>	<u>Claim Date</u>	<u>Transaction Type</u>	<u>Amount</u>
05/28/2024	254253	Florin Resource Conservation District - Elk	04/19/2024	Diagnostics	19.42
05/28/2024	254254	Florin Resource Conservation District - Elk	04/19/2024	Medical, general	137.18
05/28/2024	254255	Florin Resource Conservation District - Elk	04/19/2024	Medical, general	137.18
05/28/2024	254256	Florin Resource Conservation District - Elk	04/19/2024	Physical therapy	186.20
05/28/2024	254258	Florin Resource Conservation District - Elk	04/19/2024	Medical, general	137.18
05/28/2024	254262	Florin Resource Conservation District - Elk	08/28/2023	Physical therapy	149.32
05/30/2024	254398	Florin Resource Conservation District - Elk	08/28/2023	Physical therapy	48.45
05/30/2024	254399	Florin Resource Conservation District - Elk	08/28/2023	Physical therapy	80.71
05/28/2024	254219	Fresno Metropolitan Flood Control District	06/02/2023	Med/Legal evaluation	1,007.50
05/29/2024	254348	Fresno Metropolitan Flood Control District	06/03/2023	Med/Legal evaluation	1,397.00
05/16/2024	254051	Glenn-Colusa Irrigation District	10/19/2021	Medical, general	190.47
05/16/2024	254054	Glenn-Colusa Irrigation District	11/29/2021	Medical, general	292.47
05/30/2024	254382	Glenn-Colusa Irrigation District	11/29/2021	Medical, general	239.48
05/29/2024	254350	Glenn-Colusa Irrigation District	11/29/2021	Mileage	588.82
05/28/2024	254268	Glenn-Colusa Irrigation District	11/29/2021	TTD	1,652.80
05/22/2024	254147	Goleta Water District	04/18/2018	Medical, general	134.27
05/30/2024	254407	Helix Water District	06/11/1985	Medical, general	259.14
05/22/2024	254148	Helix Water District	03/14/2023	Medical, general	144.00
05/21/2024	254103	Helix Water District	07/27/2022	PPD	580.00
05/22/2024	254149	Helix Water District	10/30/2023	Medical, general	182.78
05/29/2024	254331	Helix Water District	04/10/2024	Physical therapy	279.97
05/29/2024	254332	Helix Water District	04/10/2024	Physical therapy	170.58
05/30/2024	254387	Helix Water District	04/10/2024	Physical therapy	217.09
05/28/2024	254264	Helix Water District	07/23/2019	Medical, general	116.41
05/29/2024	254328	Helix Water District	07/23/2019	IMR Fee	345.00
05/29/2024	254329	Helix Water District	07/23/2019	IMR Fee	345.00
05/22/2024	254155	Helix Water District	01/30/2024	Medical, general	374.96
05/29/2024	254289	Helix Water District	01/30/2024	Physical therapy	160.35
05/28/2024	254217	Humboldt Bay Municipal Water District	11/14/2023	Wage loss	281.92
05/22/2024	254137	Humboldt Bay Municipal Water District	11/14/2023	Medical, general	83.21
05/30/2024	254381	Humboldt Bay Municipal Water District	07/25/2019	PPD	52,117.14
05/21/2024	254104	Humboldt Bay Municipal Water District	04/06/2021	PPD	435.00
05/23/2024	254187	Humboldt Community Services District	12/19/2023	Physical therapy	1,081.48
05/22/2024	254138	Humboldt Community Services District	12/19/2023	Physical therapy	83.21
05/29/2024	254316	Idyllwild Water District	03/20/2023	Photocopy	246.30
05/23/2024	254179	Kaweah Delta Water Conservation District	10/07/2014	Medical, general	101.22
05/22/2024	254119	Kern Delta Water District	08/07/2023	Liability - Property Damage	2,559.00
05/22/2024	254113	Kern Delta Water District	08/07/2023	Liability - Property Damage	2,514.28
05/21/2024	254084	Kern Delta Water District	08/07/2023	Liability - Property Damage	3,073.82
05/21/2024	254082	Kern Delta Water District	08/07/2023	Liability - Property Damage	95.96
05/21/2024	254085	Kern Delta Water District	08/07/2023	Liability - Property Damage	1,537.42
05/21/2024	254083	Kern Delta Water District	08/07/2023	Liability - Property Damage	4,467.50
05/21/2024	254081	Kern-Tulare Water District	08/02/2023	Property - District Property	9,107.37
05/28/2024	254220	Kings River Conservation District	11/18/2016	Medical, general	121.13

from 05/16/2024
to 05/31/2024

ACWA Joint Powers Insurance Authority

Sorted By District

Claims Payment Report

<u>Check Date</u>	<u>Check Number</u>	<u>District Name</u>	<u>Claim Date</u>	<u>Transaction Type</u>	<u>Amount</u>
05/29/2024	254323	Kinneloa Irrigation District	12/07/2023	Case management service	2,309.50
05/28/2024	254240	La Canada Irrigation District	12/20/2023	DME Supplies	362.86
05/30/2024	254386	La Canada Irrigation District	12/20/2023	Medical, general	320.00
05/23/2024	254177	Laguna Beach County Water District	10/29/2019	Medical, general	146.09
05/16/2024	254070	Laguna Beach County Water District	06/11/2020	Physical therapy	131.86
05/22/2024	254156	Laguna Beach County Water District	06/11/2020	Physical therapy	131.86
05/23/2024	254181	Laguna Beach County Water District	11/30/2020	Medical, general	151.57
05/16/2024	254058	Laguna Beach County Water District	04/09/2024	Diagnostics	458.71
05/16/2024	254074	Laguna Beach County Water District	04/09/2024	Medical, general	213.76
05/16/2024	254075	Laguna Beach County Water District	04/09/2024	Medical, general	118.43
05/28/2024	254263	Lake Arrowhead Community Services Dist	03/07/2024	Medical, general	235.18
05/30/2024	254367	Las Virgenes Municipal Water District	01/10/2023	PPD	4,971.43
05/22/2024	254131	Mammoth Community Water District	04/06/2023	Medical, general	75.97
05/23/2024	254188	Mammoth Community Water District	04/06/2023	Medical, general	10.08
05/29/2024	254282	Marina Coast Water District	01/22/2024	Liability - Small Claims	30.00
05/21/2024	254086	Merced Irrigation District	05/01/2023	TTD	1,819.20
05/29/2024	254353	Merced Irrigation District	05/01/2023	Case management service	514.50
05/28/2024	254261	Merced Irrigation District	03/10/2024	Medical, general	116.41
05/23/2024	254206	Merced Irrigation District	03/14/2024	Medical, general	116.41
05/30/2024	254395	Merced Irrigation District	05/13/2024	Medical, general	168.50
05/30/2024	254403	Merced Irrigation District	01/24/2023	Mileage	356.89
05/30/2024	254396	Merced Irrigation District	01/24/2023	Medical, general	116.41
05/28/2024	254274	Merced Irrigation District	04/10/2024	Diagnostics	36.15
05/29/2024	254286	Merced Irrigation District	04/10/2024	Physical therapy	145.72
05/29/2024	254287	Merced Irrigation District	04/10/2024	Physical therapy	198.92
05/29/2024	254295	Merced Irrigation District	04/10/2024	Physical therapy	148.11
05/29/2024	254296	Merced Irrigation District	04/10/2024	Physical therapy	148.11
05/28/2024	254224	Mesa Water District	08/31/2022	Medical, general	209.57
05/23/2024	254210	Mesa Water District	07/30/2020	Medical, general	181.23
05/28/2024	254272	Mesa Water District	07/30/2020	Medical, general	117.23
05/29/2024	254349	Mesa Water District	07/30/2020	Legal (Defense)	2,897.50
05/21/2024	254096	Mesa Water District	07/30/2020	TTD	2,314.58
05/22/2024	254130	Mission Hills Community Services District	07/12/2023	Medical, general	122.41
05/30/2024	254384	Mission Springs Water District	03/11/2024	Photocopy	66.00
05/30/2024	254385	Mission Springs Water District	03/11/2024	Photocopy	66.00
05/29/2024	254288	Montara Water & Sanitary District	07/18/2023	Physical therapy	352.63
05/16/2024	254065	Monte Vista Water District	02/18/2024	Medical, general	60.89
05/16/2024	254066	Monte Vista Water District	02/18/2024	Medical, general	116.22
05/30/2024	254379	Monte Vista Water District	11/28/2023	TTD	1,904.84
05/29/2024	254339	Monte Vista Water District	12/18/2023	Physical therapy	238.82
05/29/2024	254340	Monte Vista Water District	12/18/2023	Physical therapy	108.61
05/29/2024	254341	Monte Vista Water District	12/18/2023	Physical therapy	113.36
05/29/2024	254342	Monte Vista Water District	12/18/2023	Physical therapy	149.73
05/29/2024	254343	Monte Vista Water District	12/18/2023	Physical therapy	149.73

from 05/16/2024
to 05/31/2024

ACWA Joint Powers Insurance Authority

Sorted By District

Claims Payment Report

<u>Check Date</u>	<u>Check Number</u>	<u>District Name</u>	<u>Claim Date</u>	<u>Transaction Type</u>	<u>Amount</u>
05/29/2024	254298	Montecito Water District	04/16/2024	Medical, general	211.35
05/21/2024	254109	Montecito Water District	08/04/2023	Medical, general	116.41
05/28/2024	254225	Moulton Niguel Water District	10/27/2023	Medical, general	180.31
05/16/2024	254053	Moulton Niguel Water District	01/02/2024	TTD	2,178.82
05/22/2024	254135	Moulton Niguel Water District	04/03/2024	Medical, general	287.56
05/28/2024	254246	Moulton Niguel Water District	04/03/2024	Medical, general	118.43
05/22/2024	254134	Moulton Niguel Water District	03/21/2024	Medical, general	136.38
05/22/2024	254136	Moulton Niguel Water District	03/21/2024	Medical, general	92.68
05/28/2024	254247	Moulton Niguel Water District	03/21/2024	Medical, general	103.24
05/16/2024	254049	Orange County Water District	02/28/2023	Medical, general	152.26
05/22/2024	254124	Orange County Water District	02/28/2023	Medical, general	152.26
05/28/2024	254221	Orange County Water District	02/28/2023	Medical, general	152.26
05/28/2024	254222	Orange County Water District	02/28/2023	Medical, general	152.26
05/28/2024	254223	Orange County Water District	02/28/2023	Medical, general	152.26
05/28/2024	254226	Orange County Water District	02/28/2023	Physical therapy	152.26
05/29/2024	254303	Orange County Water District	02/28/2023	Medical, general	209.57
05/29/2024	254304	Orange County Water District	02/28/2023	Medical, general	152.26
05/28/2024	254229	Otay Water District	01/01/2023	PPD	580.00
05/23/2024	254205	Otay Water District	06/15/2022	PPD	5,800.00
05/30/2024	254406	Otay Water District	03/15/2023	Medical, general	185.49
05/28/2024	254230	Pajaro Valley Water Management Agency	11/03/2023	TTD	2,248.00
05/29/2024	254294	Palmdale Water District	04/09/2024	Physical therapy	352.04
05/29/2024	254297	Palmdale Water District	04/09/2024	Physical therapy	104.92
05/30/2024	254364	Palmdale Water District	04/09/2024	Physical therapy	104.92
05/29/2024	254299	Palmdale Water District	01/27/2023	Investigation/Subrosa	1,304.60
05/29/2024	254300	Palmdale Water District	01/27/2023	Investigation/Subrosa	60.00
05/29/2024	254344	Palmdale Water District	03/20/2013	Physical therapy	160.42
05/29/2024	254301	Palmdale Water District	04/06/2023	Investigation/Subrosa	695.00
05/28/2024	254265	Palmdale Water District	04/06/2023	Chiropractor	184.67
05/28/2024	254235	Palmdale Water District	04/06/2023	TTD	1,700.06
05/16/2024	254079	Palmdale Water District	10/31/2021	PPD	580.00
05/30/2024	254411	Palmdale Water District	10/31/2021	PPD	580.00
05/30/2024	254376	Palmdale Water District	10/31/2021	Medical, general	187.52
05/23/2024	254174	Panoche Water District	05/30/2023	Wage loss	649.60
05/30/2024	254365	Panoche Water District	05/30/2023	Medical, general	116.41
05/28/2024	254215	Panoche Water District	07/10/2023	Medical, general	101.22
05/28/2024	254266	Panoche Water District	08/17/2019	Interpreter	480.00
05/28/2024	254267	Panoche Water District	08/17/2019	Interpreter	240.00
05/28/2024	254227	Paradise Irrigation District	04/18/2024	Medical, general	237.75
05/29/2024	254305	Paradise Irrigation District	04/18/2024	Medical, general	208.68
05/30/2024	254358	Paradise Irrigation District	04/18/2024	Diagnostics	109.49
05/22/2024	254125	Ramona Municipal Water District	02/28/2022	Chiropractor	182.69
05/22/2024	254118	Ramona Municipal Water District	05/07/2024	Liability - Property Damage	863.71
05/21/2024	254080	Ramona Municipal Water District	05/07/2024	Expense General	632.72

from 05/16/2024
to 05/31/2024

ACWA Joint Powers Insurance Authority

Sorted By District

Claims Payment Report

<u>Check Date</u>	<u>Check Number</u>	<u>District Name</u>	<u>Claim Date</u>	<u>Transaction Type</u>	<u>Amount</u>
05/16/2024	254056	Ramona Municipal Water District	01/25/2024	Diagnostics	325.06
05/23/2024	254200	Ramona Municipal Water District	01/25/2024	Medical, general	81.82
05/23/2024	254201	Ramona Municipal Water District	01/25/2024	Medical, general	81.82
05/30/2024	254388	Rancho California Water District	05/06/2024	Medical, general	200.68
05/30/2024	254390	Rancho California Water District	05/06/2024	Medical, general	143.20
05/29/2024	254351	Rincon Del Diablo Municipal Water District	04/12/2024	Pharmacy	9.04
05/23/2024	254194	Rincon Del Diablo Municipal Water District	04/12/2024	Medical, general	229.19
05/23/2024	254195	Rincon Del Diablo Municipal Water District	04/12/2024	Physical therapy	87.20
05/28/2024	254250	Rincon Del Diablo Municipal Water District	04/12/2024	Physical therapy	159.50
05/29/2024	254313	Sacramento Suburban Water District	03/04/2024	Investigation/Subrosa	350.00
05/29/2024	254314	Sacramento Suburban Water District	03/04/2024	Investigation/Subrosa	1,143.00
05/29/2024	254308	Sacramento Suburban Water District	03/04/2024	Case management service	2,467.88
05/29/2024	254309	Sacramento Suburban Water District	03/04/2024	Case management service	50.00
05/29/2024	254310	Sacramento Suburban Water District	03/04/2024	Case management service	87.50
05/22/2024	254115	Sacramento Suburban Water District	04/24/2023	Property - District Property	1,919.48
05/30/2024	254392	Sacramento Suburban Water District	05/13/2024	Medical, general	176.72
05/29/2024	254285	Sacramento Suburban Water District	01/12/2024	Liability - Property Damage	1,456.24
05/16/2024	254048	San Benito County Water District	05/02/2024	Medical, general	172.52
05/22/2024	254120	San Benito County Water District	05/02/2024	Medical, general	451.91
05/16/2024	254068	San Bernardino Valley Municipal Water District	06/07/2023	Medical, general	149.36
05/28/2024	254260	San Bernardino Valley Municipal Water District	06/07/2023	DME Supplies	87.38
05/29/2024	254352	San Bernardino Valley Water Conservation District	03/06/2024	Mileage	150.35
05/28/2024	254273	San Dieguito Water District	09/23/2020	Medical, general	101.22
05/30/2024	254378	San Gabriel County Water District	01/25/2024	Investigation/Subrosa	171.00
05/28/2024	254233	San Luis Water District	08/09/2013	Medical, general	229.07
05/28/2024	254234	San Luis Water District	08/09/2013	Medical, general	90.94
05/29/2024	254279	Santa Clarita Valley Water Agency	04/28/2022	Expert	320.00
05/29/2024	254280	Santa Clarita Valley Water Agency	04/28/2022	Expert	1,305.00
05/23/2024	254160	Santa Clarita Valley Water Agency	04/28/2022	Expert	5,000.00
05/23/2024	254159	Santa Clarita Valley Water Agency	04/28/2022	Expert	2,500.00
05/23/2024	254158	Santa Clarita Valley Water Agency	04/28/2022	Expense General	945.00
05/23/2024	254162	Santa Clarita Valley Water Agency	04/28/2022	Expense General	2,574.30
05/21/2024	254107	Santa Clarita Valley Water Agency	05/01/2024	Medical, general	517.61
05/23/2024	254191	Santa Clarita Valley Water Agency	05/01/2024	Physical therapy	186.14
05/23/2024	254196	Santa Clarita Valley Water Agency	05/01/2024	Medical, general	115.49
05/28/2024	254251	Santa Clarita Valley Water Agency	05/01/2024	Physical therapy	160.06
05/30/2024	254391	Santa Clarita Valley Water Agency	05/01/2024	Physical therapy	259.74
05/16/2024	254055	Santa Clarita Valley Water Agency	03/01/2022	PPD	580.00
05/30/2024	254383	Santa Clarita Valley Water Agency	03/01/2022	PPD	580.00
05/21/2024	254105	Santa Clarita Valley Water Agency	04/10/2024	Medical, general	176.52
05/21/2024	254106	Santa Clarita Valley Water Agency	04/10/2024	Medical, general	205.17
05/23/2024	254192	Santa Clarita Valley Water Agency	04/10/2024	Medical, general	149.99
05/23/2024	254176	Santa Clarita Valley Water Agency	04/10/2024	Medical, general	474.96
05/30/2024	254389	Santa Clarita Valley Water Agency	04/10/2024	Medical, general	191.04

from 05/16/2024
to 05/31/2024

ACWA Joint Powers Insurance Authority

Sorted By District

Claims Payment Report

<u>Check Date</u>	<u>Check Number</u>	<u>District Name</u>	<u>Claim Date</u>	<u>Transaction Type</u>	<u>Amount</u>
05/21/2024	254101	Santa Clarita Valley Water Agency	09/02/2021	PPD	580.00
05/29/2024	254346	Santa Clarita Valley Water Agency	09/02/2021	Diagnostics	328.37
05/21/2024	254099	Santa Fe Irrigation District	10/15/2022	PPD	13,412.50
05/28/2024	254270	Santa Margarita Water District	04/18/2024	Medical, general	174.66
05/30/2024	254404	Santa Margarita Water District	04/18/2024	Medical, general	118.43
05/23/2024	254211	Santa Margarita Water District	04/10/2024	TTD	3,206.86
05/22/2024	254150	Santa Margarita Water District	04/10/2024	Medical, general	160.32
05/22/2024	254151	Santa Margarita Water District	04/10/2024	Medical, general	161.50
05/22/2024	254152	Santa Margarita Water District	04/10/2024	Medical, general	118.43
05/28/2024	254269	Santa Margarita Water District	04/10/2024	Medical, general	118.43
05/29/2024	254338	Santa Ynez River WCD Improvement Dist	08/08/2001	Surgery Costs	180.54
05/23/2024	254184	Santa Ynez River WCD Improvement Dist	08/08/2001	Medical, general	215.88
05/29/2024	254284	Scotts Valley Water District	02/01/2023	Liability - Property Damage	38,600.00
05/16/2024	254076	Shafter-Wasco Irrigation District	06/26/2023	Medical, general	134.26
05/30/2024	254408	Shafter-Wasco Irrigation District	06/26/2023	Diagnostics	313.32
05/23/2024	254182	Solano County Water Agency	08/07/2023	TTD	3,030.96
05/29/2024	254324	Solano County Water Agency	07/11/2023	Pharmacy	7.58
05/16/2024	254073	Solano Irrigation District	02/07/2024	Medical, general	176.20
05/22/2024	254157	South Coast Water District	02/10/2021	Medical, general	202.03
05/16/2024	254052	South Coast Water District	02/10/2021	TTD	2,712.62
05/30/2024	254377	South Coast Water District	02/10/2021	TTD	2,712.62
05/29/2024	254277	South Coast Water District	05/13/2024	Appraiser	276.27
05/29/2024	254283	South Feather Water and Power Agency	02/01/2024	Liability - Property Damage	325.00
05/16/2024	254069	South Tahoe Public Utility District	03/14/2024	Diagnostics	39.54
05/22/2024	254123	South Tahoe Public Utility District	03/14/2024	Medical, general	40.18
05/28/2024	254238	Stockton-East Water District	08/04/2023	TTD	2,136.54
05/29/2024	254326	Stockton-East Water District	08/04/2023	IMR Fee	345.00
05/23/2024	254208	Stockton-East Water District	08/04/2023	Medical, general	233.13
05/22/2024	254122	Stockton-East Water District	11/18/2023	Physical therapy	60.49
05/28/2024	254216	Sunnyslope County Water District	01/29/2024	TTD	3,238.30
05/29/2024	254315	Sunnyslope County Water District	01/29/2024	Photocopy	75.00
05/23/2024	254175	Sunnyslope County Water District	01/29/2024	Mileage	371.18
05/23/2024	254173	Sweetwater Authority	05/09/2024	Pharmacy	12.50
05/21/2024	254088	Sweetwater Authority	05/09/2024	TTD	1,381.18
05/29/2024	254302	Sweetwater Authority	12/15/2021	Mileage	343.04
05/21/2024	254091	Sweetwater Authority	11/15/2022	Mileage	113.51
05/28/2024	254244	Sweetwater Authority	11/10/2012	Medical, general	390.32
05/29/2024	254312	Sweetwater Authority	02/12/2024	Investigation/Subrosa	350.00
05/29/2024	254319	Sweetwater Authority	12/07/2022	Photocopy	269.38
05/29/2024	254320	Sweetwater Authority	12/07/2022	Photocopy	269.38
05/29/2024	254345	Sweetwater Authority	12/07/2022	Physical therapy	214.71
05/29/2024	254281	Sweetwater Authority	11/01/2022	Adjuster	343.50
05/16/2024	254071	Tahoe City Public Utility District	04/02/2024	Diagnostics	23.28
05/16/2024	254072	Tahoe City Public Utility District	04/02/2024	Diagnostics	9.81

from 05/16/2024
to 05/31/2024

ACWA Joint Powers Insurance Authority

Sorted By District

Claims Payment Report

<u>Check Date</u>	<u>Check Number</u>	<u>District Name</u>	<u>Claim Date</u>	<u>Transaction Type</u>	<u>Amount</u>
05/30/2024	254380	Tahoe City Public Utility District	05/15/2024	TTD	1,142.86
05/23/2024	254185	Tahoe City Public Utility District	08/11/2020	Medical, general	200.49
05/29/2024	254321	Tahoe City Public Utility District	08/11/2020	Case management service	2,369.74
05/29/2024	254322	Tahoe City Public Utility District	08/11/2020	Case management service	1,527.02
05/16/2024	254067	Tahoe City Public Utility District	05/08/2020	Surgery Costs	1,280.70
05/28/2024	254271	Tahoe City Public Utility District	11/16/2023	Medical, general	81.78
05/29/2024	254278	Tehachapi-Cummings County Water District	04/30/2024	Expense General	337.67
05/22/2024	254127	Three Valleys Municipal Water District	07/05/2023	Deposition/Witness fees	1,360.00
05/21/2024	254112	Truckee Donner Public Utility District	03/31/2021	Medical, general	46.19
05/23/2024	254209	Truckee Donner Public Utility District	03/31/2021	Medical, general	81.78
05/29/2024	254325	Truckee Donner Public Utility District	03/12/2024	Photocopy	93.38
05/30/2024	254405	Truckee Donner Public Utility District	03/12/2024	Medical, general	81.78
05/29/2024	254311	Truckee Donner Public Utility District	03/12/2024	Investigation/Subrosa	1,350.00
05/23/2024	254199	Tulare Irrigation District	09/12/2022	Medical, general	89.62
05/21/2024	254102	Vallecitos Water District	01/04/2023	PPD	580.00
05/30/2024	254366	Vallecitos Water District	01/04/2023	Photocopy	240.87
05/29/2024	254335	Valley County Water District	10/26/2023	Diagnostics	221.68
05/29/2024	254318	Valley County Water District	04/27/2023	Photocopy	262.80
05/21/2024	254110	Valley of the Moon Water District	05/31/2023	Physical therapy	129.03
05/21/2024	254111	Valley of the Moon Water District	05/31/2023	Physical therapy	161.08
05/23/2024	254207	Valley of the Moon Water District	05/31/2023	Physical therapy	274.37
05/16/2024	254064	Valley of the Moon Water District	03/11/2024	Medical, general	203.11
05/28/2024	254243	Vista Irrigation District	02/04/2019	Medical, general	109.30
05/28/2024	254241	Vista Irrigation District	06/07/2019	Surgery Costs	352.90
05/28/2024	254242	Vista Irrigation District	06/07/2019	Medical, general	109.30
05/30/2024	254356	Vista Irrigation District	05/19/2024	Liability - Property Damage	91.50
05/22/2024	254117	Vista Irrigation District	05/19/2024	Liability - Property Damage	693.54
05/29/2024	254327	Vista Irrigation District	07/11/2017	IMR Fee	345.00
05/22/2024	254144	Walnut Valley Water District	03/04/2024	Medical, general	60.42
05/30/2024	254375	Walnut Valley Water District	12/26/2019	Surgery Costs	529.00
05/21/2024	254108	Walnut Valley Water District	12/26/2019	TTD	2,137.06
05/22/2024	254145	Walnut Valley Water District	12/26/2019	TTD	2,137.06
05/28/2024	254237	Walnut Valley Water District	12/26/2019	Medical, general	194.10
05/30/2024	254359	Walnut Valley Water District	05/13/2021	Chiropractor	206.88
05/30/2024	254360	Walnut Valley Water District	05/13/2021	Chiropractor	89.18
05/30/2024	254361	Walnut Valley Water District	05/13/2021	Chiropractor	89.18
05/30/2024	254362	Walnut Valley Water District	05/13/2021	Chiropractor	89.18
05/30/2024	254363	Walnut Valley Water District	05/13/2021	Medical, general	89.18
05/21/2024	254100	Walnut Valley Water District	05/13/2021	Chiropractor	306.18
05/23/2024	254203	West Stanislaus Irrigation District	04/26/2024	Medical, general	226.64
05/23/2024	254204	West Stanislaus Irrigation District	04/26/2024	Medical, general	116.41
05/28/2024	254259	West Stanislaus Irrigation District	04/26/2024	Medical, general	91.16
05/29/2024	254347	West Stanislaus Irrigation District	04/26/2024	Medical, general	116.41
05/30/2024	254394	West Stanislaus Irrigation District	04/26/2024	Medical, general	39.98

from 05/16/2024
to 05/31/2024

ACWA Joint Powers Insurance Authority

Sorted By District

Claims Payment Report

<u>Check Date</u>	<u>Check Number</u>	<u>District Name</u>	<u>Claim Date</u>	<u>Transaction Type</u>	<u>Amount</u>
05/28/2024	254231	Western Canal Water District	08/23/2023	Surgery Costs	1,012.80
05/30/2024	254374	Western Canal Water District	08/23/2023	Anesthesiologist	175.57
05/22/2024	254154	Western Canal Water District	08/23/2023	Hospital (Outpatient)	4,710.00
05/29/2024	254336	Western Canal Water District	01/19/2024	Diagnostics	489.05
05/23/2024	254164	Western Canal Water District	01/19/2024	TTD	1,640.20
05/28/2024	254232	Western Municipal Water District	10/23/2007	PPD	540.00
05/29/2024	254337	Yolo County Flood Control & Water Conse	02/20/2024	Diagnostics	339.89
05/28/2024	254218	Yolo County Flood Control & Water Conse	02/20/2024	Physical therapy	188.74
05/30/2024	254368	Yolo County Flood Control & Water Conse	02/20/2024	Physical therapy	68.87
05/29/2024	254276	Yorba Linda Water District	11/04/2021	Expert	2,500.00
05/21/2024	254097	Yorba Linda Water District	11/06/2023	Medical, general	181.49
05/21/2024	254098	Yorba Linda Water District	11/06/2023	Medical, general	119.95
05/22/2024	254132	Yorba Linda Water District	11/06/2023	Medical, general	92.01
				Total	344,738.21

from 06/01/2024
to 06/15/2024

ACWA Joint Powers Insurance Authority

Sorted By District

Claims Payment Report

<u>Check Date</u>	<u>Check Number</u>	<u>District Name</u>	<u>Claim Date</u>	<u>Transaction Type</u>	<u>Amount</u>
06/04/2024	254443	Alameda County Water District	05/17/2023	C&R/Future Medical	8,500.00
06/04/2024	254434	Alameda County Water District	05/17/2023	Legal (Defense)	895.59
06/06/2024	254581	Alameda County Water District	09/18/2022	Medical, general	99.61
06/05/2024	254516	Alameda County Water District	09/18/2022	Legal (Defense)	495.43
06/11/2024	254659	Alameda County Water District	04/24/2024	Medical, general	162.32
06/11/2024	254660	Alameda County Water District	04/24/2024	Medical, general	13.00
06/04/2024	254413	Arvin-Edison Water Storage District	07/05/2023	Adjuster	448.20
06/13/2024	254703	Bard Water District	08/20/2012	Medical, general	116.41
06/05/2024	254519	Berrenda Mesa Water District	02/25/2013	Photocopy	230.00
06/13/2024	254698	Bodega Bay Public Utility District	08/20/2022	Liability - Property Damage	69,000.00
06/11/2024	254624	Browns Valley Irrigation District	05/12/2023	Medical, general	137.18
06/05/2024	254497	Browns Valley Irrigation District	05/12/2023	Physical therapy	136.20
06/13/2024	254729	Browns Valley Irrigation District	05/12/2023	TTD	2,455.84
06/13/2024	254694	Byron-Bethany Irrigation District	05/21/2021	Liability - Property Damage	97,000.00
06/06/2024	254533	Central California Irrigation District	10/28/2023	Expert	5,571.25
06/11/2024	254602	Chino Basin Desalter Authority	03/12/2024	Property - District Property	9,284.80
06/04/2024	254433	Citrus Heights Water District	02/01/2023	Legal (Defense)	228.66
06/11/2024	254622	Clear Creek Community Services District	10/19/2021	Bill Review Fee	17.00
06/11/2024	254633	Clear Creek Community Services District	09/01/2023	Ergonomic equipment/Evals	470.80
06/04/2024	254465	Clearlake Oaks County Water District	04/08/2024	Physical therapy	122.32
06/04/2024	254466	Clearlake Oaks County Water District	04/08/2024	Medical, general	186.49
06/06/2024	254559	Clearlake Oaks County Water District	12/11/2020	PPD	580.00
06/11/2024	254595	Consolidated Irrigation District	02/22/2024	Liability - Property Damage	9,815.64
06/12/2024	254684	Corcoran Irrigation District	11/24/2010	Medical, general	271.63
06/04/2024	254457	Crescenta Valley Water District	08/22/2023	Physical therapy	124.07
06/04/2024	254458	Crescenta Valley Water District	08/22/2023	Physical therapy	124.07
06/04/2024	254459	Crescenta Valley Water District	08/22/2023	Physical therapy	124.07
06/04/2024	254460	Crescenta Valley Water District	08/22/2023	Physical therapy	124.07
06/11/2024	254644	Crescenta Valley Water District	08/22/2023	Physical therapy	124.07
06/11/2024	254676	Crescenta Valley Water District	08/22/2023	Medical, general	131.29
06/06/2024	254582	Cucamonga Valley Water District	09/26/2023	Medical, general	831.59
06/06/2024	254553	Cucamonga Valley Water District	09/26/2023	TTD	2,096.42
06/06/2024	254554	Cucamonga Valley Water District	09/26/2023	TTD	2,096.42
06/04/2024	254435	Cucamonga Valley Water District	09/26/2023	Legal (Defense)	1,307.59
06/11/2024	254662	Cucamonga Valley Water District	09/26/2023	Laboratory fee	497.32
06/11/2024	254618	Cucamonga Valley Water District	09/26/2023	Laboratory fee	39.06
06/04/2024	254420	Cucamonga Valley Water District	01/04/2024	Physical therapy	148.71
06/04/2024	254421	Cucamonga Valley Water District	01/04/2024	Physical therapy	148.71
06/04/2024	254422	Cucamonga Valley Water District	01/04/2024	Physical therapy	148.71
06/04/2024	254423	Cucamonga Valley Water District	01/04/2024	Physical therapy	148.71
06/04/2024	254424	Cucamonga Valley Water District	01/04/2024	Physical therapy	148.71
06/13/2024	254726	Cucamonga Valley Water District	05/29/2024	TTD	1,733.53
06/04/2024	254439	Desert Water Agency	03/27/2024	Hospital (Outpatient)	2,937.18

from 06/01/2024
to 06/15/2024

ACWA Joint Powers Insurance Authority

Sorted By District

Claims Payment Report

<u>Check Date</u>	<u>Check Number</u>	<u>District Name</u>	<u>Claim Date</u>	<u>Transaction Type</u>	<u>Amount</u>
06/11/2024	254678	Desert Water Agency	03/27/2024	Medical, general	113.18
06/13/2024	254713	Desert Water Agency	03/27/2024	Medical, general	348.93
06/13/2024	254714	Desert Water Agency	03/27/2024	Medical, general	100.61
06/13/2024	254715	Desert Water Agency	03/27/2024	Medical, general	1,210.35
06/04/2024	254486	Desert Water Agency	04/24/2024	Medical, general	183.41
06/04/2024	254487	Desert Water Agency	04/24/2024	Medical, general	113.18
06/04/2024	254488	Desert Water Agency	04/24/2024	Medical, general	113.18
06/06/2024	254574	East Contra Costa Irrigation District	01/18/2024	Medical, general	102.95
06/06/2024	254575	East Contra Costa Irrigation District	01/18/2024	Medical, general	13.00
06/05/2024	254500	East Contra Costa Irrigation District	03/03/2022	Legal (Defense)	76.22
06/05/2024	254495	East Orange County Water District	07/02/2019	Defense Attorney	262.50
06/13/2024	254719	East Orange County Water District	05/14/2024	Medical, general	201.04
06/06/2024	254576	East Orange County Water District	05/01/2023	PPD	580.00
06/11/2024	254661	East Orange County Water District	05/01/2023	PPD	196.79
06/06/2024	254578	El Dorado Irrigation District	12/19/2023	Medical, general	157.51
06/06/2024	254589	El Dorado Irrigation District	12/08/2023	Laboratory fee	22.24
06/04/2024	254484	El Dorado Irrigation District	12/08/2023	Diagnostics	88.66
06/06/2024	254588	El Dorado Irrigation District	12/08/2023	Laboratory fee	17.91
06/13/2024	254728	El Dorado Irrigation District	12/08/2023	TTD	3,238.30
06/12/2024	254679	El Toro Water District	11/04/2023	Expert	4,772.50
06/05/2024	254510	El Toro Water District	06/22/2015	Legal (Defense)	781.26
06/05/2024	254515	Elsinore Valley Municipal Water District	05/05/2014	Legal (Defense)	285.83
06/04/2024	254463	Fallbrook Public Utility District	02/15/2024	Medical, general	129.36
06/06/2024	254567	Fallbrook Public Utility District	02/15/2024	Medical, general	299.98
06/06/2024	254570	Florin Resource Conservation District - Elk	05/16/2024	Medical, general	242.27
06/06/2024	254571	Florin Resource Conservation District - Elk	11/14/2023	Physical therapy	27.26
06/06/2024	254573	Florin Resource Conservation District - Elk	11/14/2023	Physical therapy	27.26
06/13/2024	254720	Florin Resource Conservation District - Elk	11/14/2023	Physical therapy	27.26
06/13/2024	254721	Florin Resource Conservation District - Elk	11/14/2023	Physical therapy	27.26
06/04/2024	254446	Florin Resource Conservation District - Elk	04/19/2024	Pharmacy	9.59
06/04/2024	254447	Florin Resource Conservation District - Elk	04/19/2024	Pharmacy	10.71
06/11/2024	254669	Florin Resource Conservation District - Elk	08/28/2023	Physical therapy	48.45
06/04/2024	254416	Fresno Irrigation District	05/27/2024	Property - District Property	26,563.84
06/04/2024	254412	Fresno Irrigation District	05/27/2024	Appraiser	206.53
06/05/2024	254502	Fresno Metropolitan Flood Control District	06/03/2023	Legal (Defense)	38.11
06/12/2024	254685	Fresno Metropolitan Flood Control District	06/03/2023	Investigation/Subrosa	2,500.00
06/06/2024	254538	Glenn-Colusa Irrigation District	05/15/2024	Appraiser	140.00
06/05/2024	254514	Glenn-Colusa Irrigation District	07/13/2021	Legal (Defense)	952.75
06/11/2024	254651	Glenn-Colusa Irrigation District	10/19/2021	Physical therapy	807.73
06/05/2024	254499	Glenn-Colusa Irrigation District	10/19/2021	Legal (Defense)	228.66
06/05/2024	254501	Glenn-Colusa Irrigation District	10/19/2021	Legal (Defense)	266.77
06/11/2024	254639	Glenn-Colusa Irrigation District	11/29/2021	Surgery Costs	1,819.22
06/11/2024	254619	Glenn-Colusa Irrigation District	11/29/2021	Anesthesiologist	267.27
06/13/2024	254725	Glenn-Colusa Irrigation District	11/29/2021	Surgery Costs	9,374.27

from 06/01/2024
to 06/15/2024

ACWA Joint Powers Insurance Authority

Sorted By District

Claims Payment Report

<u>Check Date</u>	<u>Check Number</u>	<u>District Name</u>	<u>Claim Date</u>	<u>Transaction Type</u>	<u>Amount</u>
06/11/2024	254670	Glenn-Colusa Irrigation District	11/29/2021	TTD	1,652.80
06/04/2024	254456	Helix Water District	07/27/2022	PPD	580.00
06/06/2024	254584	Helix Water District	04/10/2024	Medical, general	144.00
06/05/2024	254491	Helix Water District	03/27/2024	Liability - Small Claims	10,819.33
06/06/2024	254568	Humboldt Bay Municipal Water District	11/14/2023	Medical, general	108.96
06/12/2024	254689	Humboldt Bay Municipal Water District	11/14/2023	Medical, general	75.23
06/11/2024	254614	Humboldt Bay Municipal Water District	11/14/2023	Wage loss	141.31
06/13/2024	254709	Humboldt Bay Municipal Water District	07/25/2019	PPD	580.00
06/12/2024	254688	Humboldt Community Services District	12/19/2023	Physical therapy	398.94
06/04/2024	254451	Idyllwild Water District	11/14/2021	Photocopy	86.00
06/12/2024	254687	Idyllwild Water District	11/14/2021	Photocopy	286.67
06/06/2024	254537	Kern Water Bank Authority	12/17/2023	Appraiser	100.00
06/11/2024	254617	Kings River Conservation District	11/18/2016	Medical, general	121.13
06/11/2024	254611	La Puente Valley County Water District	05/28/2024	Investigation/Subrosa	695.00
06/11/2024	254603	La Puente Valley County Water District	05/29/2024	Appraiser	272.87
06/05/2024	254489	La Puente Valley County Water District	05/28/2024	Appraiser	272.87
06/06/2024	254556	Laguna Beach County Water District	06/11/2020	Medical, general	165.13
06/06/2024	254569	Laguna Beach County Water District	06/11/2020	Surgery Costs	721.20
06/05/2024	254504	Laguna Beach County Water District	10/29/2019	Legal (Defense)	95.28
06/06/2024	254564	Laguna Beach County Water District	04/09/2024	Medical, general	213.76
06/11/2024	254646	Laguna Beach County Water District	04/09/2024	Medical, general	118.43
06/04/2024	254448	Lake Arrowhead Community Services Dist	01/22/2023	Medical, general	166.09
06/04/2024	254449	Lake Arrowhead Community Services Dist	01/22/2023	Medical, general	111.88
06/11/2024	254650	Lake Arrowhead Community Services Dist	01/22/2023	Physical therapy	325.33
06/13/2024	254702	Las Virgenes Municipal Water District	01/10/2023	PPD	580.00
06/11/2024	254631	Las Virgenes Municipal Water District	03/01/2024	Investigation/Subrosa	792.00
06/06/2024	254539	Las Virgenes Municipal Water District	04/19/2024	Medical, general	172.46
06/06/2024	254540	Las Virgenes Municipal Water District	04/19/2024	Medical, general	227.27
06/13/2024	254696	Madera Irrigation District	03/21/2024	Property - District Property	1,828.45
06/05/2024	254493	Madera Water District	11/09/2023	Property - District Property	14,086.93
06/05/2024	254492	Madera Water District	12/14/2023	Property - District Property	6,966.03
06/04/2024	254417	Merced Irrigation District	05/01/2023	TTD	1,819.20
06/11/2024	254675	Merced Irrigation District	05/01/2023	Case management service	682.50
06/05/2024	254509	Merced Irrigation District	08/22/2019	Legal (Defense)	133.39
06/11/2024	254666	Merced Irrigation District	04/25/2023	Medical, general	116.41
06/11/2024	254667	Merced Irrigation District	03/14/2024	Medical, general	116.41
06/12/2024	254680	Merced Irrigation District	10/29/2020	Physical therapy	120.44
06/12/2024	254681	Merced Irrigation District	10/29/2020	Physical therapy	120.44
06/05/2024	254496	Merced Irrigation District	03/14/2024	Physical therapy	250.08
06/11/2024	254591	Merced Irrigation District	05/13/2024	Appraiser	1,011.02
06/11/2024	254592	Merced Irrigation District	05/13/2024	Appraiser	966.62
06/11/2024	254593	Merced Irrigation District	05/13/2024	Appraiser	1,270.92
06/06/2024	254579	Merced Irrigation District	07/15/2018	Medical, general	116.41
06/06/2024	254580	Merced Irrigation District	05/13/2024	Medical, general	116.41

from 06/01/2024
to 06/15/2024

ACWA Joint Powers Insurance Authority

Sorted By District

Claims Payment Report

<u>Check Date</u>	<u>Check Number</u>	<u>District Name</u>	<u>Claim Date</u>	<u>Transaction Type</u>	<u>Amount</u>
06/05/2024	254507	Merced Irrigation District	01/24/2023	Legal (Defense)	323.94
06/11/2024	254668	Merced Irrigation District	04/10/2024	Medical, general	116.41
06/11/2024	254606	Merced Irrigation District	04/10/2024	Physical therapy	148.11
06/11/2024	254607	Merced Irrigation District	04/10/2024	Physical therapy	148.11
06/11/2024	254610	Merced Irrigation District	04/10/2024	Physical therapy	148.11
06/04/2024	254450	Mesa Water District	07/30/2020	TTD	2,314.58
06/11/2024	254652	Mesa Water District	10/06/2021	Diagnostics	327.22
06/05/2024	254527	Mission Hills Community Services District	07/12/2023	Diagnostics	20.00
06/05/2024	254498	Mission Springs Water District	01/25/2023	Legal (Defense)	247.72
06/05/2024	254517	Mission Springs Water District	08/21/2011	Legal (Defense)	342.99
06/11/2024	254597	Mission Springs Water District	02/28/2023	Expense General	2,995.00
06/11/2024	254598	Mission Springs Water District	02/28/2023	Expense General	2,745.00
06/11/2024	254599	Mission Springs Water District	02/28/2023	Expense General	2,445.00
06/11/2024	254600	Mission Springs Water District	02/28/2023	Expense General	300.00
06/11/2024	254641	Mission Springs Water District	03/11/2024	Photocopy	83.25
06/11/2024	254609	Montara Water & Sanitary District	07/18/2023	Physical therapy	246.97
06/06/2024	254577	Monte Vista Water District	02/18/2024	Medical, general	171.31
06/12/2024	254693	Monte Vista Water District	11/28/2023	Medical, general	55.03
06/13/2024	254722	Monte Vista Water District	12/18/2023	Physical therapy	112.99
06/13/2024	254723	Monte Vista Water District	12/18/2023	Medical, general	101.22
06/12/2024	254691	Monte Vista Water District	12/18/2023	Physical therapy	151.93
06/05/2024	254528	Montecito Water District	08/04/2023	Physical therapy	150.95
06/13/2024	254704	Moulton Niguel Water District	10/27/2023	Medical, general	271.47
06/11/2024	254616	Moulton Niguel Water District	01/02/2024	Surgery Costs	243.03
06/04/2024	254470	Moulton Niguel Water District	01/02/2024	Physical therapy	148.40
06/04/2024	254471	Moulton Niguel Water District	01/02/2024	Physical therapy	148.40
06/04/2024	254472	Moulton Niguel Water District	01/02/2024	Physical therapy	148.40
06/04/2024	254473	Moulton Niguel Water District	01/02/2024	Physical therapy	148.40
06/04/2024	254474	Moulton Niguel Water District	01/02/2024	Physical therapy	148.40
06/04/2024	254475	Moulton Niguel Water District	01/02/2024	Physical therapy	148.40
06/04/2024	254476	Moulton Niguel Water District	01/02/2024	Physical therapy	148.40
06/04/2024	254477	Moulton Niguel Water District	01/02/2024	Physical therapy	148.40
06/04/2024	254478	Moulton Niguel Water District	01/02/2024	Physical therapy	226.45
06/06/2024	254534	Moulton Niguel Water District	06/01/2020	Expense General	13,221.00
06/13/2024	254697	Moulton Niguel Water District	05/26/2024	Appraiser	889.97
06/06/2024	254565	Moulton Niguel Water District	04/03/2024	Medical, general	136.38
06/04/2024	254462	Moulton Niguel Water District	03/21/2024	Medical, general	207.29
06/11/2024	254648	Orange County Water District	08/28/2023	Medical, general	149.99
06/06/2024	254587	Orange County Water District	01/28/2021	Medical, general	261.87
06/11/2024	254622	Orange County Water District	01/28/2021	Bill Review Fee	8.50
06/11/2024	254620	Orange County Water District	02/28/2023	Medical, general	400.62
06/06/2024	254547	Otay Water District	03/25/2024	TD penalty	167.36
06/11/2024	254634	Otay Water District	01/01/2023	PPD	321.07
06/11/2024	254635	Pajaro Valley Water Management Agency	11/03/2023	TTD	2,248.00

from 06/01/2024
to 06/15/2024

ACWA Joint Powers Insurance Authority

Sorted By District

Claims Payment Report

<u>Check Date</u>	<u>Check Number</u>	<u>District Name</u>	<u>Claim Date</u>	<u>Transaction Type</u>	<u>Amount</u>
06/05/2024	254532	Pajaro Valley Water Management Agency	11/03/2023	DME Supplies	24.99
06/06/2024	254590	Pajaro Valley Water Management Agency	11/03/2023	DME Supplies	310.50
06/11/2024	254627	Pajaro Valley Water Management Agency	11/03/2023	Medical, general	123.12
06/06/2024	254543	Pajaro Valley Water Management Agency	11/03/2023	Surgery Costs	401.44
06/11/2024	254608	Palmdale Water District	04/09/2024	Physical therapy	104.92
06/12/2024	254682	Palmdale Water District	04/09/2024	Physical therapy	104.92
06/11/2024	254623	Palmdale Water District	01/27/2023	Legal (Defense)	1,276.69
06/05/2024	254529	Palmdale Water District	07/22/2023	Physical therapy	160.42
06/11/2024	254638	Palmdale Water District	04/06/2023	TTD	1,700.06
06/04/2024	254436	Palmdale Water District	04/06/2023	Legal (Defense)	908.46
06/04/2024	254425	Palmdale Water District	04/06/2023	Investigation/Subrosa	2,727.05
06/12/2024	254683	Palmdale Water District	04/06/2023	Investigation/Subrosa	1,436.25
06/13/2024	254730	Palmdale Water District	10/31/2021	PPD	580.00
06/06/2024	254545	Panoche Water District	05/30/2023	Wage loss	584.64
06/12/2024	254690	Panoche Water District	05/30/2023	Physical therapy	159.66
06/04/2024	254440	Panoche Water District	07/10/2023	Mileage	208.68
06/04/2024	254431	Paradise Irrigation District	08/29/2023	Medical, general	103.23
06/04/2024	254426	Patterson Irrigation District	08/09/2012	Medical, general	122.48
06/11/2024	254629	Ramona Municipal Water District	05/07/2024	Investigation/Subrosa	1,377.00
06/05/2024	254512	Ramona Municipal Water District	02/28/2022	Legal (Defense)	209.61
06/13/2024	254727	Rancho California Water District	05/23/2024	Hospital (Outpatient)	612.22
06/11/2024	254596	Reclamation District #1500	01/01/2023	Adjuster	1,693.20
06/04/2024	254427	Sacramento Suburban Water District	03/04/2024	Photocopy	352.30
06/04/2024	254428	Sacramento Suburban Water District	03/04/2024	Photocopy	75.00
06/06/2024	254546	Sacramento Suburban Water District	03/04/2024	Photocopy	230.00
06/04/2024	254429	Sacramento Suburban Water District	03/04/2024	Mileage	28.41
06/11/2024	254664	Sacramento Suburban Water District	03/04/2024	Diagnostics	309.94
06/11/2024	254665	Sacramento Suburban Water District	03/04/2024	Diagnostics	465.72
06/06/2024	254572	Sacramento Suburban Water District	05/13/2024	Medical, general	137.27
06/13/2024	254695	Sacramento Suburban Water District	12/19/2019	Expert	518.25
06/06/2024	254555	San Benito County Water District	05/02/2024	Pharmacy	9.51
06/13/2024	254718	San Bernardino Valley Municipal Water Di	05/22/2024	Medical, general	219.45
06/04/2024	254415	San Juan Water District	04/18/2024	Property - District Property	2,083.63
06/13/2024	254708	San Luis Water District	08/09/2013	Medical, general	90.94
06/04/2024	254437	San Luis Water District	09/04/2020	Legal (Defense)	927.52
06/06/2024	254535	Santa Clarita Valley Water Agency	04/28/2022	Expense General	2,251.35
06/04/2024	254464	Santa Clarita Valley Water Agency	05/01/2024	Physical therapy	164.92
06/11/2024	254649	Santa Clarita Valley Water Agency	05/01/2024	Medical, general	129.62
06/13/2024	254716	Santa Clarita Valley Water Agency	05/01/2024	Physical therapy	130.47
06/13/2024	254717	Santa Clarita Valley Water Agency	05/01/2024	Physical therapy	152.04
06/13/2024	254712	Santa Clarita Valley Water Agency	03/01/2022	PPD	580.00
06/06/2024	254566	Santa Clarita Valley Water Agency	04/10/2024	Medical, general	14.13
06/11/2024	254647	Santa Clarita Valley Water Agency	04/10/2024	Medical, general	129.62
06/04/2024	254454	Santa Clarita Valley Water Agency	09/02/2021	PPD	580.00

from 06/01/2024
to 06/15/2024

ACWA Joint Powers Insurance Authority

Sorted By District

Claims Payment Report

<u>Check Date</u>	<u>Check Number</u>	<u>District Name</u>	<u>Claim Date</u>	<u>Transaction Type</u>	<u>Amount</u>
06/06/2024	254560	Santa Margarita Water District	04/10/2024	TTD	3,206.86
06/05/2024	254522	Santa Margarita Water District	04/10/2024	Photocopy	51.00
06/05/2024	254526	Santa Margarita Water District	04/10/2024	Photocopy	72.12
06/13/2024	254724	Santa Margarita Water District	04/10/2024	Surgery Costs	11,642.61
06/11/2024	254671	Santa Margarita Water District	04/07/2024	Medical, general	161.50
06/11/2024	254621	Santa Ynez River WCD Improvement Dist	08/08/2001	Medical, general	1,526.36
06/13/2024	254701	Scotts Valley Water District	07/10/2003	Medical, general	142.30
06/06/2024	254563	Solano County Water Agency	08/07/2023	Medical, general	91.16
06/06/2024	254552	Solano County Water Agency	08/07/2023	TTD	3,030.96
06/06/2024	254562	Solano County Water Agency	11/02/2022	Medical, general	91.16
06/06/2024	254536	Solano County Water Agency	04/07/2022	Expense General	652.75
06/11/2024	254626	Soquel Creek Water District	05/14/2024	Medical, general	150.05
06/11/2024	254628	Soquel Creek Water District	05/14/2024	Medical, general	138.31
06/05/2024	254506	Soquel Creek Water District	11/16/2020	Legal (Defense)	152.44
06/11/2024	254594	South Coast Water District	03/05/2023	Expert	2,000.31
06/11/2024	254601	South Coast Water District	03/05/2023	Liability - Property Damage	7,875.00
06/06/2024	254551	South Coast Water District	02/10/2021	TTD	2,712.62
06/13/2024	254705	South Coast Water District	02/10/2021	TTD	2,712.62
06/05/2024	254518	South Coast Water District	02/10/2021	Legal (Defense)	304.88
06/11/2024	254677	South Coast Water District	02/10/2021	Medical, general	118.43
06/13/2024	254710	South Coast Water District	05/30/2024	TTD	1,242.82
06/05/2024	254490	South Feather Water and Power Agency	02/01/2024	Liability - Property Damage	1,864.83
06/06/2024	254548	South Feather Water and Power Agency	02/15/2024	Medical, general	224.75
06/06/2024	254549	South Feather Water and Power Agency	02/15/2024	Medical, general	228.26
06/06/2024	254550	South Feather Water and Power Agency	02/15/2024	Medical, general	228.26
06/06/2024	254557	Stockton-East Water District	02/28/2004	Medical, general	49.73
06/11/2024	254674	Stockton-East Water District	08/04/2023	Medical, general	233.13
06/04/2024	254430	Stockton-East Water District	08/04/2023	Physical therapy	13,520.00
06/05/2024	254520	Stockton-East Water District	08/04/2023	Photocopy	230.00
06/04/2024	254442	Stockton-East Water District	08/04/2023	Photocopy	230.00
06/11/2024	254642	Stockton-East Water District	08/04/2023	TTD	2,136.54
06/06/2024	254544	Stockton-East Water District	11/18/2023	Medical, general	60.49
06/13/2024	254700	Stockton-East Water District	11/18/2023	Physical therapy	60.49
06/11/2024	254612	Stockton-East Water District	11/18/2023	Medical, general	185.24
06/13/2024	254706	Sunnyslope County Water District	01/29/2024	Medical, general	426.07
06/13/2024	254707	Sunnyslope County Water District	01/29/2024	Medical, general	90.94
06/11/2024	254613	Sunnyslope County Water District	01/29/2024	TTD	3,238.30
06/11/2024	254636	Sunnyslope County Water District	01/29/2024	Legal (Defense)	525.20
06/06/2024	254585	Sweetwater Authority	05/09/2024	Medical, general	222.93
06/04/2024	254418	Sweetwater Authority	05/09/2024	TTD	246.92
06/04/2024	254419	Sweetwater Authority	05/09/2024	TTD	203.51
06/04/2024	254453	Sweetwater Authority	05/31/2023	Photocopy	230.00
06/04/2024	254461	Sweetwater Authority	02/21/2024	Physical therapy	138.60
06/06/2024	254586	Sweetwater Authority	02/21/2024	Medical, general	135.77

from 06/01/2024
to 06/15/2024

ACWA Joint Powers Insurance Authority

Sorted By District

Claims Payment Report

<u>Check Date</u>	<u>Check Number</u>	<u>District Name</u>	<u>Claim Date</u>	<u>Transaction Type</u>	<u>Amount</u>
06/11/2024	254658	Sweetwater Authority	11/15/2022	Chiropractor	135.68
06/11/2024	254655	Sweetwater Authority	12/15/2021	Chiropractor	215.34
06/11/2024	254657	Sweetwater Authority	12/15/2021	Chiropractor	135.68
06/11/2024	254656	Sweetwater Authority	02/28/2020	Chiropractor	135.68
06/06/2024	254583	Sweetwater Authority	02/12/2024	Medical, general	149.68
06/11/2024	254630	Sweetwater Authority	02/12/2024	Investigation/Subrosa	333.00
06/11/2024	254643	Sweetwater Authority	12/07/2022	Mileage	3.75
06/04/2024	254468	Sweetwater Authority	12/07/2022	Physical therapy	151.92
06/04/2024	254469	Sweetwater Authority	12/07/2022	Physical therapy	151.92
06/04/2024	254479	Sweetwater Authority	12/07/2022	Physical therapy	151.92
06/04/2024	254480	Sweetwater Authority	12/07/2022	Physical therapy	151.92
06/04/2024	254481	Sweetwater Authority	12/07/2022	Physical therapy	151.92
06/12/2024	254692	Sweetwater Authority	12/07/2022	Physical therapy	147.56
06/05/2024	254508	Tahoe City Public Utility District	07/11/2022	Legal (Defense)	495.43
06/11/2024	254632	Tahoe City Public Utility District	08/11/2020	Photocopy	10.00
06/05/2024	254513	Tahoe City Public Utility District	08/11/2020	Legal (Defense)	1,314.80
06/04/2024	254445	Tahoe City Public Utility District	08/11/2020	Case management service	934.40
06/05/2024	254494	Terra Bella Irrigation District	04/16/2024	Liability - Property Damage	15,790.27
06/13/2024	254711	Thermalito Water & Sewer District	06/04/2024	TTD	651.45
06/05/2024	254511	Three Valleys Municipal Water District	07/05/2023	Legal (Defense)	803.27
06/04/2024	254438	Three Valleys Municipal Water District	07/05/2023	Legal (Defense)	41.07
06/05/2024	254530	Three Valleys Municipal Water District	07/05/2023	Photocopy	230.00
06/11/2024	254672	Three Valleys Municipal Water District	07/05/2023	Photocopy	75.00
06/11/2024	254673	Three Valleys Municipal Water District	07/05/2023	Photocopy	230.00
06/05/2024	254525	Truckee Donner Public Utility District	03/12/2024	Photocopy	104.92
06/11/2024	254640	Truckee Donner Public Utility District	03/12/2024	Photocopy	163.01
06/11/2024	254654	Tulare Irrigation District	11/18/2019	Medical, general	211.29
06/11/2024	254645	Tuolumne Utilities District	10/25/2023	Medical, general	40.18
06/05/2024	254503	Tuolumne Utilities District	11/02/2020	Legal (Defense)	95.28
06/04/2024	254455	Vallecitos Water District	01/04/2023	PPD	580.00
06/04/2024	254483	Vallecitos Water District	01/14/2016	C&R/Future Medical	10,067.50
06/04/2024	254485	Vallecitos Water District	01/14/2016	Applicant attorney fee	3,000.00
06/04/2024	254482	Vallecitos Water District	01/14/2016	PPD	6,932.50
06/05/2024	254531	Valley of the Moon Water District	03/11/2024	Medical, general	85.85
06/06/2024	254561	Valley of the Moon Water District	03/11/2024	DME Supplies	212.94
06/04/2024	254452	Vista Irrigation District	05/13/2024	Pharmacy	50.00
06/13/2024	254699	Vista Irrigation District	05/19/2024	Liability - Property Damage	1,920.29
06/04/2024	254414	Vista Irrigation District	05/19/2024	Liability - Property Damage	510.00
06/11/2024	254663	Walnut Valley Water District	12/26/2019	Physical therapy	144.07
06/06/2024	254558	Walnut Valley Water District	12/26/2019	Medical, general	183.15
06/06/2024	254541	Walnut Valley Water District	05/13/2021	Chiropractor	89.18
06/11/2024	254604	Walnut Valley Water District	05/13/2021	Chiropractor	89.18
06/11/2024	254605	Walnut Valley Water District	05/13/2021	Chiropractor	89.18
06/12/2024	254686	West Stanislaus Irrigation District	04/26/2024	Hospital (Outpatient)	464.34

from 06/01/2024
to 06/15/2024

ACWA Joint Powers Insurance Authority

Sorted By District

Claims Payment Report

<u>Check Date</u>	<u>Check Number</u>	<u>District Name</u>	<u>Claim Date</u>	<u>Transaction Type</u>	<u>Amount</u>
06/05/2024	254521	Western Canal Water District	08/23/2023	Medical, general	12.91
06/04/2024	254444	Western Canal Water District	03/24/2023	Case management service	3,565.52
06/04/2024	254467	Western Canal Water District	01/19/2024	Diagnostics	627.92
06/11/2024	254653	Western Canal Water District	01/19/2024	Diagnostics	648.82
06/06/2024	254542	Western Canal Water District	01/19/2024	TTD	1,640.20
06/05/2024	254523	Western Municipal Water District	11/13/2023	Photocopy	73.25
06/11/2024	254637	Western Municipal Water District	10/23/2007	PPD	540.00
06/04/2024	254441	Western Municipal Water District	10/23/2007	Investigation/Subrosa	3,168.44
06/04/2024	254432	Western Municipal Water District	10/23/2007	Legal (Defense)	1,810.23
06/11/2024	254625	Yolo County Flood Control & Water Conse	02/20/2024	Medical, general	246.22
06/11/2024	254615	Yolo County Flood Control & Water Conse	02/20/2024	Physical therapy	68.87
06/05/2024	254505	Yorba Linda Water District	09/09/2019	Legal (Defense)	933.70
06/05/2024	254524	Yuba County Water Agency	03/14/2024	Photocopy	158.66
Total					508,063.52