

# Executive Committee Meeting



YOUR BEST PROTECTION

ACWA JPIA  
2100 Professional Drive  
Roseville, CA 95661

Monday  
April 12, 2021  
10:00 a.m.

Chairman: E.G. “Jerry” Gladbach, Santa Clarita Valley Water Agency

Vice-chair: Thomas A. Cuquet, South Sutter Water District

Fred R. Bockmiller, Jr., Mesa Water District

David A. Drake, Rincon del Diablo Municipal Water District

Brent Hastey, Yuba Water Agency

Melody A. McDonald, San Bernardino Valley Water Conservation District

Randall J. Reed, Cucamonga Valley Water District

J. Bruce Rupp, Humboldt Bay Municipal Water District

Pamela Tobin, San Juan Water District

*Executive Committee Core Values*  
**Trust | Integrity | Listen | Good of the Whole**



YOUR BEST PROTECTION

## EXECUTIVE COMMITTEE MEETING

### AGENDA

[Link to Zoom](#)

MEETING #: **661 516 2566**

PASSCODE: **1234**

ZOOM CALL IN #: **(669) 900-6833**

*Executive Committee Core Values*

*Trust | Integrity | Listen | Good of the Whole*

### **Monday, April 12 , 2021 – 10:00 a.m.**

This meeting shall consist of a simultaneous Zoom teleconference call at the ACWA JPIA, 2100 Professional Drive, Roseville, CA 95661 and remote sites.

### **WELCOME**

### **CALL TO ORDER AND ANNOUNCEMENT OF QUORUM**

**ANNOUNCEMENT RECORDING OF MEETING** This meeting may be recorded to assist in preparation of minutes. Recordings will only be kept 30 days following the meeting, as mandated by the California Brown Act.

### **PLEDGE OF ALLEGIANCE**

**PUBLIC COMMENT** Members of the public will be allowed to address the Executive Committee on any agenda item prior to the Committee's decision on the item. They will also be allowed to comment on any issues that they wish which may or may not be on the agenda. If anyone present wishes to be heard, please let the Chairman know.

### **INTRODUCTIONS**

### **ADDITIONS TO OR DELETIONS FROM THE AGENDA**

Presenter

Page#

#### **I. CONSENT AGENDA**

Gladbach

- \* A. Approve the minutes of the March 15, 2021 meeting.

**1**

B. Approve the JPIA disbursements of:

- Vendor Payments, Employee Benefits Claim Payments, Payroll, and summary of confidential claims payments for the Liability, Property, & Workers Compensation Programs:  
February 1-15, 2021; February 16-31, 2021; March 1-15, 2021; and March 16-31, 2021.

Gladbach

C. Approve an excused absence for any Executive Committee member.

## **II. ADMINISTRATION**

Gladbach

A. Report on meetings attended on behalf of the JPIA.

Robinson

- \* B. Report on qualified candidates for the upcoming Executive Committee Election.

**4**

## **III. PROGRAMS**

Nogosek

- \* A. Significant Claims Report.

**5**

## **IV. PERSONNEL COMMITTEE**

Gladbach

- \* A. Review and take action on recommendation of the Personnel Committee from its meeting on February 22, 2021 (see Personnel Committee packet for details). Action item from this meeting:
  - Approval of the revised Remote Work Policy.

**6**

**8**

## **V. FINANCE AND AUDIT COMMITTEE**

deBernardi

- \* A. Review and take action on recommendations of the Finance and Audit Committee from its meeting on April 7, 2021 (see Finance & Audit Committee packet for details). Action items from this meeting:
  - Comprehensive Annual Financial Report for year ended September 30, 2020
  - Proposed Operating Budget for Fiscal Year 2021-22

**9**

## **VI. MEMBERSHIP**

A. Review and take action on membership applications.

	<u>Agency</u>	<u>TIVs</u>	<u>Payroll</u>	<u>Program</u>	
Kyburz	* Westside Water Authority	\$135,000		Property	<b>11</b>
Kyburz	* San Mateo County Flood & Sea Level Rise Resiliency District		\$600,000	Work Comp	<b>12</b>
Kyburz	* Groundwater Banking Joint Powers Authority	\$0	\$0	Liability	<b>13</b>

## **VII. MISCELLANEOUS**

Gladbach	A. Discuss future agenda items.	
Sells	* B. CEO and Managers' update.	<b>14</b>
Sells	* C. Insurance Market update.	<b>15</b>
Greenfield	* D. General Counsel report.	<b>44</b>
Gladbach	* E. Review the availability of the Committee members for upcoming meeting on June 16, 2021.	<b>50</b>

## **VIII. CLOSED SESSION**

A. Pending Litigation under California Government Code Sec. 54956.9. Conference with General Counsel regarding anticipated exposure to litigation.

## **ADJOURN**

\*Related items enclosed.

***Americans with Disabilities Act*** – The JPIA conforms to the protections and prohibitions contained in Section 202 of the Americans with Disabilities Act of 1990 and the Federal Rules and Regulations adopted in implementation thereof. A request for disability-related modification or accommodation, in order to participate in a public meeting of the JPIA, shall be made to: Chimene Camacho, Executive Assistant to the CEO, ACWA JPIA, PO Box 619082, Roseville, CA 95661-9082; telephone (916) 786-5742. The JPIA's normal business hours are Monday – Friday, 7:30 a.m. to 4:30 p.m. (Government Code Section 54954.2, subdivision. (a)(1).)

*Written materials relating to an item on this Agenda that are distributed to the JPIA's Executive Committee within 72 hours before it is to consider the item at its regularly scheduled meeting will be made available for public inspection at ACWA JPIA, 2100 Professional Drive, Roseville, CA 95661-3700; telephone (916) 786-5742. The JPIA's normal business hours are Monday – Friday, 7:30 a.m. to 4:30 p.m.*



Unapproved Minutes

## Executive Committee Meeting

ACWA JPIA  
2100 Professional Drive  
Roseville, CA 95661  
(800) 231-5742

**March 15, 2021**

This meeting consisted of a simultaneous Zoom teleconference call at the ACWA JPIA, 2100 Professional Drive, Roseville, CA 95661 and remote sites.

### MEMBERS PRESENT

---

Chairman: E.G. "Jerry" Gladbach, Santa Clarita Valley Water Agency  
Vice-chair: Thomas A. Cuquet, South Sutter Water District  
 Fred R. Bockmiller, Mesa Water District  
 Brent Hastey, Yuba Water Agency  
 David Drake, Rincon del Diablo Municipal Water District (*left @ 2:50 p.m.*)  
 Melody A. McDonald, San Bernardino Valley Water Conservation District  
 Randall Reed, Cucamonga Valley Water District  
 J. Bruce Rupp, Humboldt Bay Municipal Water District  
 Pam Tobin, San Juan Water District, ACWA VP

### MEMBERS ABSENT

---

None.

### STAFF PRESENT

---

Chief Executive Officer/Secretary: Walter "Andy" Sells  
 Chimene Camacho, Executive Assistant to the CEO (*Recording Secretary*)  
 Robert Greenfield, General Counsel  
 Patricia Slaven, Director of Human Resources and Administration

### OTHERS IN ATTENDANCE

---

None.

### WELCOME

---

Chairman Gladbach welcomed everyone in attendance.

### CALL TO ORDER AND ANNOUNCEMENT OF QUORUM

---

Chairman Gladbach called the meeting to order at 2:04 p.m. He announced there was a quorum.

### PLEDGE OF ALLEGIANCE/EVACUATION PROCEDURES

---

Chairman Gladbach led the Pledge of Allegiance.

## **ANNOUNCEMENT RECORDING OF MEETING**

---

Chairman Gladbach announced that the meeting may be recorded to assist in preparation of minutes. Recordings are kept 30 days following the meeting, as mandated by the California Brown Act.

## **PUBLIC COMMENT**

---

Chairman Gladbach noted that, as the agenda stated, members of the public would be allowed to address the Executive Committee on any agenda item prior to the Committee's decision on that item. Comments on any issues on the agenda, or not on the agenda, were also welcomed. No comments were brought forward.

## **INTRODUCTIONS**

---

Chairman Gladbach introduced the Executive Committee and staff in attendance.

## **ADDITIONS TO OR DELETIONS FROM THE AGENDA**

---

Chairman Gladbach asked for any additions to, or deletions from, the agenda; staff had none.

## **CONSENT AGENDA**

---

Chairman Gladbach called for approval of the Consent Agenda:

M/S/C (Drake/Tobin) (Bockmiller-Yes; Cuquet-Yes; Drake-Yes; Hastey-Yes; McDonald-Yes; Reed-Yes; Rupp-Yes; Tobin-Yes; Gladbach-Yes):  
That the Executive Committee approve the minutes of the February 9, 2021 meeting.

## **ADMINISTRATION**

---

Meetings attended on behalf of the JPIA  
None reported.

## **CLOSED SESSION**

---

Before proceeding into closed session, General Counsel announced the items to be discussed.

M/S/C (Rupp/Hastey) (Bockmiller-Yes; Cuquet-Yes; Drake-Yes; Hastey-Yes; McDonald-Yes; Reed-Yes; Rupp-Yes; Tobin-Yes; Gladbach-Yes):  
That the Executive Committee adjourn to closed session.

At approximately 2:08 p.m., the Executive Committee, upon advice of General Counsel, adjourned to closed session pursuant to:

- A. California Government Code Section 54956.9. Conference with General Counsel regarding anticipated exposure to litigation.

- B. Public Employee Performance Evaluation (Personnel) – Pursuant to Government Code Sections 54957 and 54957.6 (conference with Labor Negotiators), Position: Chief Executive Officer.

M/S/C (McDonald/Drake) (Bockmiller-Yes; Cuquet-Yes; Drake-Yes; Hastey-Yes; McDonald-Yes; Reed-Yes; Rupp-Yes; Tobin-Yes; Gladbach-Yes): That the Executive Committee reconvene to open session.

The Committee returned to open session at approximately 3:54 p.m.

- Closed session item A: No action was taken.
- Closed session item B: No action was taken.

The Executive Committee meeting adjourned at 3:56 p.m.

Attest:

X

E.G. "Jerry" Gladbach  
Chairman

X

Walter A. Sells  
Secretary

**ACWA JPIA**  
**Qualified Candidates for the Upcoming**  
**Executive Committee Election**  
**March 23, 2021**

**BACKGROUND**

The JPIA's Bylaws provide that the Executive Committee be a Committee elected by the Board of Directors and that each position be elected for a four-year term and that elections be held in every odd numbered year.

**CURRENT SITUATION**

There will be an Executive Committee election during the virtual Board of Directors' meeting scheduled for May 10, 2021. This election will fill four Executive Committee member positions, for their complete terms of four years each. The four incumbents are the only candidates running for this election.

Tom Cuquet - South Sutter Water District

David Drake - Rincon Del Diablo Municipal Water District

Melody McDonald - San Bernardino Valley Water Conservation District

Randall Reed - Cucamonga Valley Water District

No resolutions were received for any other candidates.

**REQUIRED ACTION**

None.



**ACWA JPIA**  
**Significant Claims**  
April 12, 2021

**BACKGROUND**

The Executive Committee has requested to be kept abreast of settlements on those claims that had been previously presented for authority. The following cases have been settled since this Committee's last meeting.

**CURRENT SITUATION**

**Foothill Courtyards vs Vista Irrigation District (11/22/19)**

The loss involved a failed fire hydrant (due corrosion), which caused water damages to several apartments and a carport. All claims have now been resolved for a total of \$300,127.12.

**City of Yorba Linda vs Yorba Linda Water District (11/12/2020)**

This claim involved an eight-inch asbestos concrete water line that broke and damaged 20,000 sq. ft. of asphalt, gutters, curbs and sidewalks. The claim was resolved for a total of \$194,993.54.

**Benigni vs Lower Tule River Irrigation District (8/2/19)**

This claim involved a vehicle accident wherein the member driver failed to see a motorcyclist approaching from behind and merged to the left in front of him. The plaintiff is a 35-year-old male who was hospitalized for five days for broken ribs, a lacerated spleen, a broken toe requiring surgery with pins and multiple bruises and abrasions. His medical bills totaled \$58,000.00. This claim was resolved at mediation for a total of \$205,000.00.

**Castro vs Madera Irrigation District (11/22/2017)**

This loss involved a district tractor that pulled out from a stop sign in front of the claimant's vehicle. The claimant's 2013 Ford Expedition was rendered a total loss as a result of the collision. The claimant is a 31-year-old female who sustained injuries to her cervical spine, left shoulder, right knee, ankle and back. She also complained of light-headedness and headaches. Her MRI showed a small disc bulge at C5-C6. The claimant's medical bills totaled \$13,500.00 and her doctor recommended surgery at a cost of \$170,000.00. The claim was resolved at mediation for a total of \$251,000.00.

**RECOMMENDATION**

None, informational only.



## PERSONNEL COMMITTEE MEETING

### AGENDA

[LINK TO ZOOM MEETING](#)

MEETING #: **861 2460 6817**

PASSCODE: 618622

ZOOM CALL IN #: **(669) 900-6833**

**Monday, February 22, 2021, 2:00 PM**

### **WELCOME**

### **CALL TO ORDER AND ANNOUNCEMENT OF QUORUM**

### **EVACUATION PROCEDURES**

**PUBLIC COMMENT** Members of the public will be allowed to address the Personnel Committee on any agenda item prior to the Committee's decision on the item. They will also be allowed to comment on any issues that they wish which may or may not be on the agenda. If anyone present wishes to be heard, please let the Chairman know.

### **INTRODUCTIONS**

### **ADDITIONS TO OR DELETIONS FROM THE AGENDA**

<u>Presenter</u>		<u>Page#</u>
Gladbach	* I. Approve the meeting minutes of September 15, 2020.	<b>1</b>
Sells	* II. Review 2020-2021 Goals and Objectives.	<b>3</b>
Slaven	* III. Review staffing status.	<b>4</b>
Sells	* IV. CEO transition process.	<b>6</b>
Slaven	* V. Review and take action on the revised Remote Work Policy.	<b>7</b>
Slaven	* VII. Review staffing activities.	<b>11</b>

Presenter

Page#

Gladbach

VIII. Discuss next meeting date.

## **ADJOURN**

\*Related items enclosed.

***Americans With Disabilities Act*** – The ACWA JPIA conforms to the protections and prohibitions contained in Section 202 of the Americans with Disabilities Act of 1990 and the Federal Rules and Regulations adopted in implementation thereof. A request for disability-related modification or accommodation, in order to participate in a public meeting of the ACWA JPIA, shall be made to: Patricia Slaven, Director of Human Resources and Administration, ACWA JPIA, P.O. Box 619082, Roseville, CA 95661-9082; telephone (916) 786-5742. ACWA JPIA's normal business hours are Monday – Friday, 7:30 a.m. to 4:30 p.m. (Government Code Section 54954.2, subdivision. (a)(1).)

Written materials relating to an item on this Agenda that are distributed to the ACWA JPIA Personnel Committee within 72 hours before it is to consider the item at its regularly scheduled meeting will be made available for public inspection at ACWA JPIA, 2100 Professional Drive, Roseville, CA 95661-3700; telephone (916) 786-5742. ACWA JPIA's normal business hours are Monday – Friday, 7:30 a.m. to 4:30 p.m.

**ACWA JPIA**  
**Remote Work Policy**  
**April 12, 2021**

**BACKGROUND**

JPIA maintains an Employee Handbook which contains policies, procedures and information necessary for staff to understand. At times, changes are made that may require Executive Committee approval.

**CURRENT SITUATION**

JPIA's current Remote Work Policy allows staff to work from home one day per pay period, if the position is conducive to remote work and with manager approval. Of course, the pandemic forced everyone home to conduct work and it subsequently allowed JPIA to explore expanding the Remote Work policy. Staff proposes that the policy be updated to allow up to two days per week of remote work. Draft policy follows.

**RECOMMENDATION**

That the Executive Committee approve the revised Remote Work Policy.



YOUR BEST PROTECTION

## FINANCE & AUDIT COMMITTEE MEETING

### AGENDA

JPIA Offices

2100 Professional Drive, Roseville, CA 95661

(800) 231-5742 – [WWW.ACWAJPIA.COM](http://WWW.ACWAJPIA.COM)

**Wednesday, April 7, 2021 10:00 p.m.**

**Zoom meeting #: 661-516-2566; password: 1234**

This meeting shall consist of a simultaneous Zoom meeting at various sites.

### **WELCOME**

### **CALL TO ORDER AND ANNOUNCEMENT OF QUORUM**

**ANNOUNCEMENT RECORDING OF MEETING** This meeting may be recorded to assist in preparation of minutes. Recordings will only be kept 30 days following the meeting, as mandated by the California Brown Act.

### **ADDITIONS TO OR DELETIONS FROM THE AGENDA**

<u>Presenter</u>		<u>Page#</u>
Guarino	I. * Approve the minutes of the meeting of August 24, 2020.	1
All	II. Report on meetings attended on behalf of the JPIA.	
deBernardi	III. * Review and make recommendation on Comprehensive Annual Financial Report for year ended September 30, 2020.	5
deBernardi	IV. * Review and make recommendation on the Proposed Operating Budget for Fiscal Year 2021-22.	88
deBernardi	V. * Investment Portfolio Update	91
Sells	VI. * CEO Update	107
Guarino	VII. * Announce next meeting date: September 20, 2021	108

Preliminary Agenda-date issued: March 11, 2021

Final Agenda-date issued: March 31, 2021

**ADJOURN**

\*Related items enclosed.

**Americans With Disabilities Act** – *The JPIA conforms to the protections and prohibitions contained in Section 202 of the Americans with Disabilities Act of 1990 and the Federal Rules and Regulations adopted in implementation thereof. A request for disability-related modification or accommodation, in order to participate in a public meeting of the JPIA, shall be made to: Shelley Tippit, Accountant II, ACWA JPIA, PO Box 619082, Roseville, CA 95661-9082; telephone (916) 786-5742. The JPIA's normal business hours are Monday – Friday, 7:30 a.m. to 4:30 p.m. (Government Code Section 54954.2, subdivision. (a)(1).)*

*Written materials relating to an item on this Agenda that are distributed to the JPIA's Finance and Audit Committee within 72 hours before it is to consider the item at its regularly scheduled meeting will be made available for public inspection at ACWA JPIA, 2100 Professional Drive, Roseville, CA 95661-3700; telephone (916) 786-5742. The JPIA's normal business hours are Monday – Friday, 7:30 a.m. to 4:30 p.m.*

**ACWA JPIA**  
**Membership Approval Request**  
April 12, 2021

**AGENCY INFORMATION**

Westside Water Authority  
 Bakersfield, CA  
 Kern County

**Program**

Property  
 Liability  
 Workers' Comp.  
 Employee Benefits

**Join Date**

Applying  
 6/2020  
 4/2020  
 4/2020

Date Formed: 2020  
 Type of Agency: Special District  
 Date Joined ACWA: 2020

**LINES OF COVERAGE**

<u>Program</u>	<u>TIVs/Payroll</u>	<u>Quoted Premium</u>	<u>Current Carrier</u>
Property	\$ 135,000	\$ 500	N/A

**BACKGROUND**

The Westside Water Authority (WWA) was formed on January 1, 2020 for purposes of sharing management resources by the following agencies: Berrenda Mesa Water District, Belridge Water Storage District, Dudley Ridge Water District, and Lost Hills Water District. As of April 1, 2020 all employees of Belridge Water Storage District and Lost Hills Water District were transferred to WWA. Dudley Ridge Water District does not employ any staff. Due to contractual obligations, Berrenda Mesa Water District will continue to retain its employees for the near future. WWA employs 21 employees and is governed by a seven-member Board of Directors.

As part of the transition process, WWA will be leasing office space in June 2021 and is requesting coverage for tenant improvements and betterment and contents.

**LOSS HISTORY**

As a newly formed agency, WWA does not have any historical data.

**RECOMMENDATION**

That the Executive Committee approve Westside Water Authority's application for admission into the Property Program.

**ACWA JPIA**  
**Membership Approval Request**  
April 12, 2021

**AGENCY INFORMATION**

San Mateo County Flood and Sea  
 Level Rise Resiliency District  
 San Mateo, CA  
 San Mateo County

**Program**

Workers' Comp.  
 Employee Benefits

**Join Date**

Applying  
 01/2021

Date Formed: 2020  
 Type of Agency: Special District  
 Date Joined ACWA: 2020

**LINES OF COVERAGE**

<u>Program</u>	<u>TIVs/Payroll</u>	<u>Quoted Premium</u>	<u>Current Carrier</u>
Workers' Comp.	\$600,0000	\$4,613	Hartford

**BACKGROUND**

The San Mateo County Flood and Sea Level Rise Resiliency District (SMCF & SLRRD) was formed in January 2020, when legislation restructured the San Mateo Flood Control District to expand its scope. SMCF & SLRRD's mission is to secure and leverage public and private resources for the long-term resilience of their region.

The District employs four workers: one executive officer, two project managers, and two administrative; it is governed by a seven-member Board of Directors. As a newly formed agency, the District is continuing to develop written programs and is interested in utilizing the JPIA's resources.

**RECOMMENDATION**

That the Executive Committee approve San Mateo County Flood and Sea Level Rise Resiliency District's application for admission into the Workers' Compensation Program.



**ACWA JPIA**  
**Membership Approval Request**  
April 12, 2021

**AGENCY INFORMATION**

Groundwater Banking Joint  
Powers Authority  
Bakersfield, CA  
Kern County

Program  
Liability

Join Date  
Applying

Date Formed: July 2020  
Type of Agency: Special District  
Date Joined ACWA: Applying

**LINES OF COVERAGE**

<u>Program</u>	<u>TIVs/Payroll</u>	<u>Quoted Premium</u>	<u>Current Carrier</u>
Liability	\$0	\$2,250	N/A

**BACKGROUND**

The Groundwater Banking Joint Powers Authority (JPA) was formed by Rosedale-Rio Bravo Water Storage District (RRB) and Irvine Ranch Water District (IRWD) for the purpose of developing, constructing, and operating the Kern Fan Groundwater Storage Project. The proposed project would allow the Authority to more effectively manage sources of water supply available to RRB and IRWD by using available groundwater storage in the local San Joaquin Valley Groundwater Basin.

Groundwater Banking JPA does not have any employees; administrative services are shared by RRB or IRWD as specified under their Bylaws. The JPA is governed by a five-member Board of Directors.

**RECOMMENDATION**

That the Executive Committee approve Groundwater Banking Joint Powers Authority's application for admission into the Liability Program.

**ACWA JPIA**  
**CEO and Managers Update**  
**April 12, 2021**

**BACKGROUND**

This is a standing item on Executive Committee agendas.

**CURRENT SITUATION**

The JPIA's Chief Executive Officer and Managers will update the Executive Committee on relevant current issues, progress on the current Goals & Objectives, and potential future opportunities and challenges.

- CEO update
- Managers' updates

**RECOMMENDATION**

None, informational only.

**ACWA JPIA**  
**Insurance Market Update**  
**April 12, 2021**

**BACKGROUND**

The excess/reinsurance market for the Liability and Property Programs continues to be very challenging. Both JPIA programs saw significant increases in the costs of the excess/reinsurance purchased for the 2019-20 and 2020-21 policy years.

**CURRENT SITUATION**

Looking forward to the 2021-22 policy years, the current projections are anticipating continued increases in the excess/reinsurance costs. The exception to the rising costs is the Workers' Compensation Program. Current indications are that excess pricing will remain stable.

Staff will review with the Committee current market conditions and pricing expectations for this year's Liability and Property Program renewals.

**RECOMMENDATION**

None, informational only.



# State of the Public Entity Insurance Market & Emerging Risks

January 2021

Presented by:

Alliant Insurance Services

*(THIS INFORMATION HAS BEEN CONSOLIDATED FROM VARIOUS INDUSTRY SOURCES)*



## Highlights

Swiss Re Institute estimates USD 83 billion global insured catastrophe losses in 2020, the fifth-costliest on record. The insurance industry covered 45% of global economic losses in 2020, above the ten-year-average of 37%.

U.S. Wildfires, Storms, Civil Disorders and 'Social Inflation' have created intense pressure on insurers in North America, causing insured losses in the billions, and while COVID - 19 has of course added new types of losses to the mix, more so, it has created additional uncertainty which is adding to an already difficult insurance marketplace.

Social inflation, years of high losses, aggressive litigation trends, and adverse results are driving the higher prices and tighter capacity in the excess casualty insurance space.

Source: A.M. Best, ISO, Verisk, Property Casualty Insurers Association of America (PCI)





# Property/Casualty Industry Performance

# U.S. commercial insurance prices again grew significantly in the third quarter of 2020

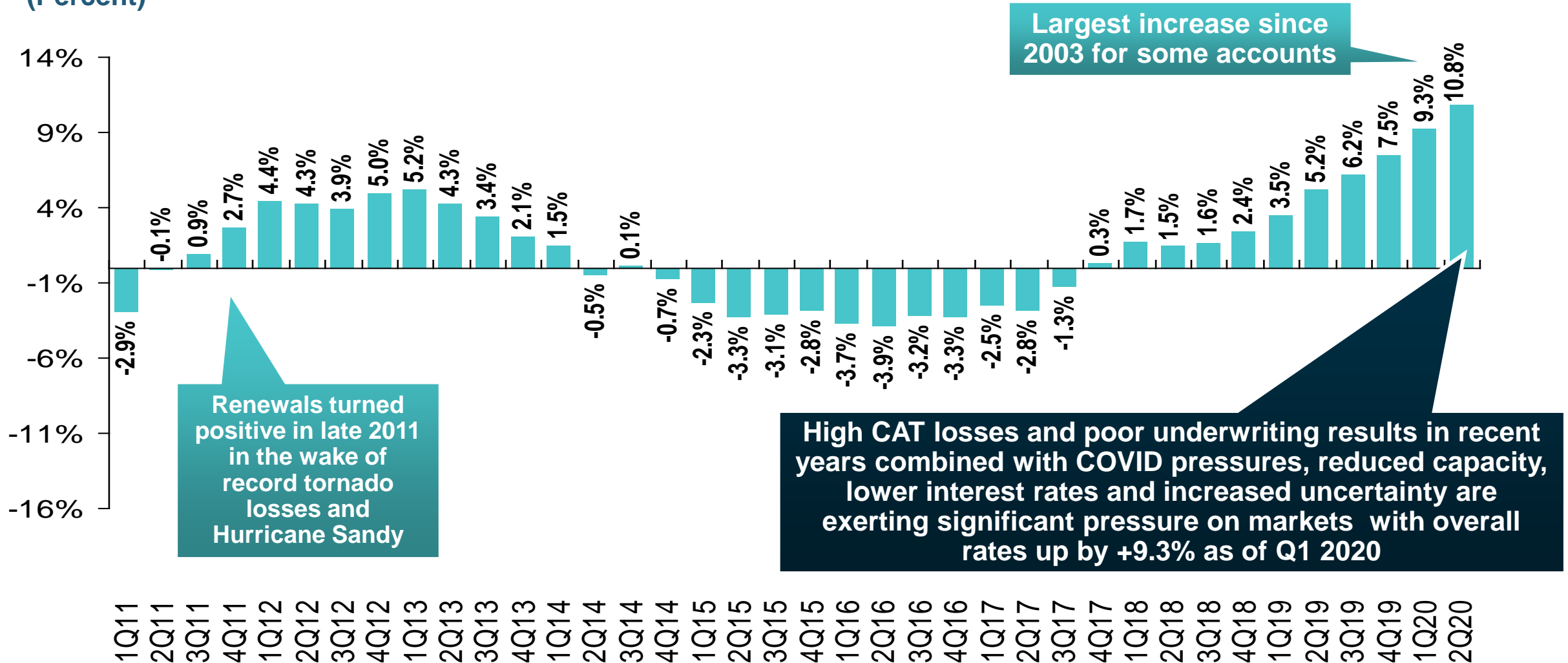
Prices for nearly all lines were consistent with the **increases** from the prior quarter survey. **Excess/umbrella liability** and directors and officers liability reported the largest price increases; commercial auto showed increases near or above double digits for the 12<sup>th</sup> consecutive quarter.

The outlier continues to be workers compensation, which indicated modest price reductions, though they have tempered for the last seven quarters. Price changes differed by account sizes with small accounts more muted, mid-market accounts **near double digits** and large accounts **well into double digits**.

# CIAB: Average Commercial Rate Change, All Lines, 2011:Q1–2020:Q2\*

20

(Percent)



\*Latest available.

Note: CIAB data cited here are based on a survey. Rate changes earned by individual insurers can and do vary, potentially substantially.

Source: Council of Insurance Agents & Brokers; Center for Risk and Uncertainty Management, Univ. of South Carolina.



# Viral Outbreaks Are Not An Insurable Risk

21

## Economic Losses from Pandemics

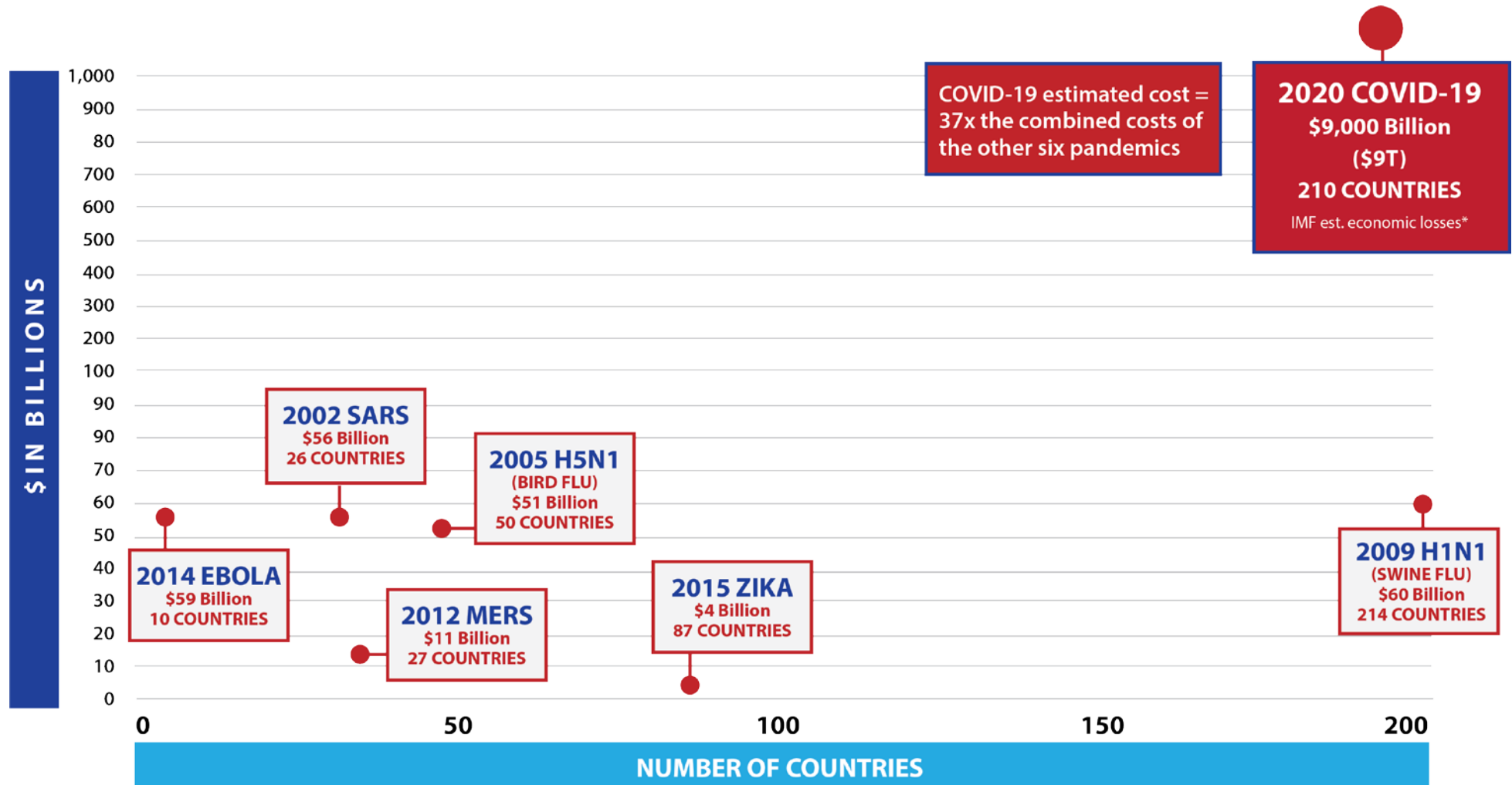
Pandemics are frequent, severe, and widespread (7 pandemics with multi-billion\$ economic losses in just the last 18 years)

### For Reference

2005 Katrina  
\$58 Billion

2001 9/11  
\$48 Billion

(insured losses)



## Take Aways

- COVID-19 impacts are not fully developed, but clearly adversely impact society, financial institutions and insurance markets.
- ***Due to market pressures and underwriting concerns, pricing continues to increase in most areas.***
- California has unique challenges, underwriting scrutiny due to continued loss development.





# Impact of Natural Catastrophes



# World Natural Catastrophes, 2020 1<sup>st</sup> Half

Losses from natural disasters  
in the first half of 2020

US\$ **68** bn



Some 40% of the losses insured

US\$ **27** bn

Many severe thunderstorms  
in North America

US\$ **27** bn  
(thereof insured: US\$ 20bn)



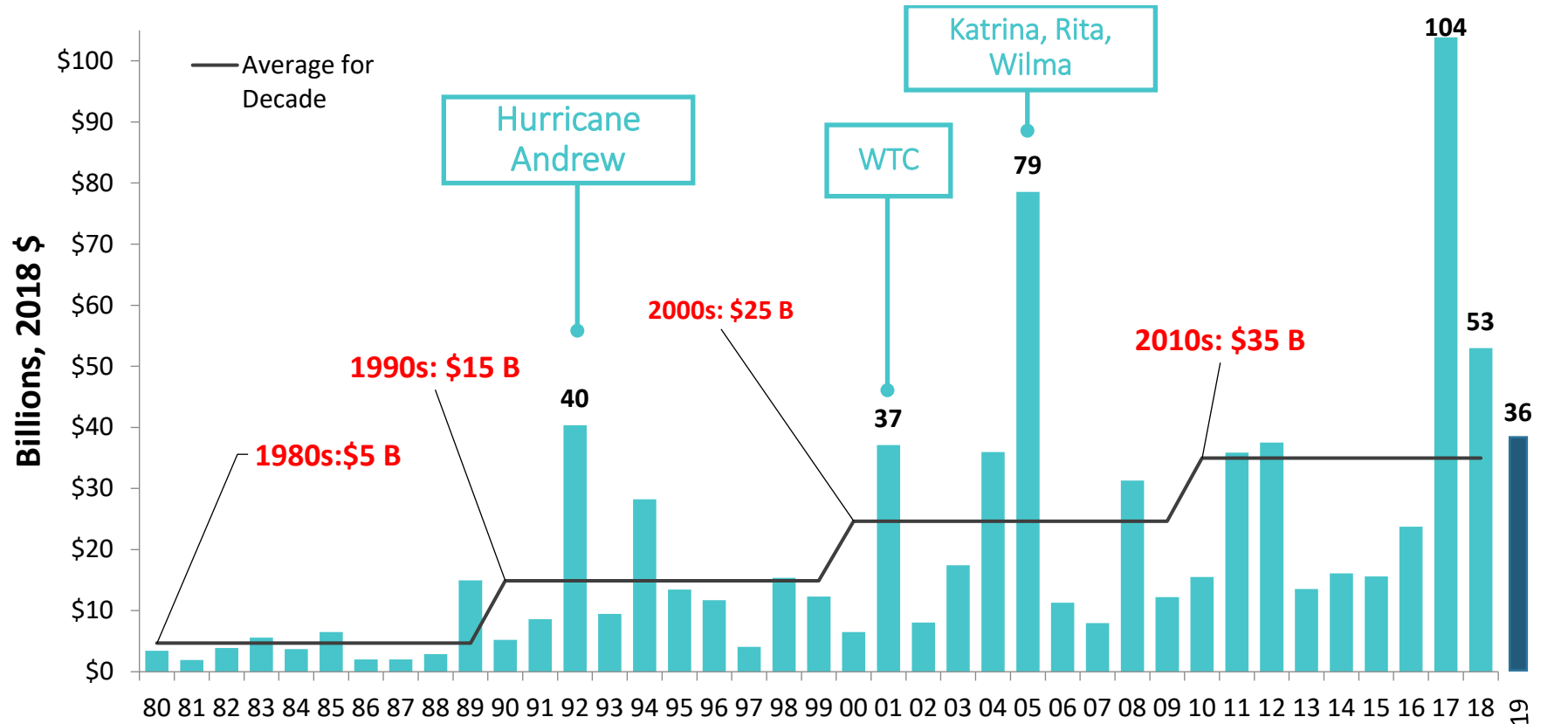
Cyclone Amphan in India - One of the  
most expensive cyclones in the region

US\$ **11.5** bn



© Munich Re NatCatSERVICE

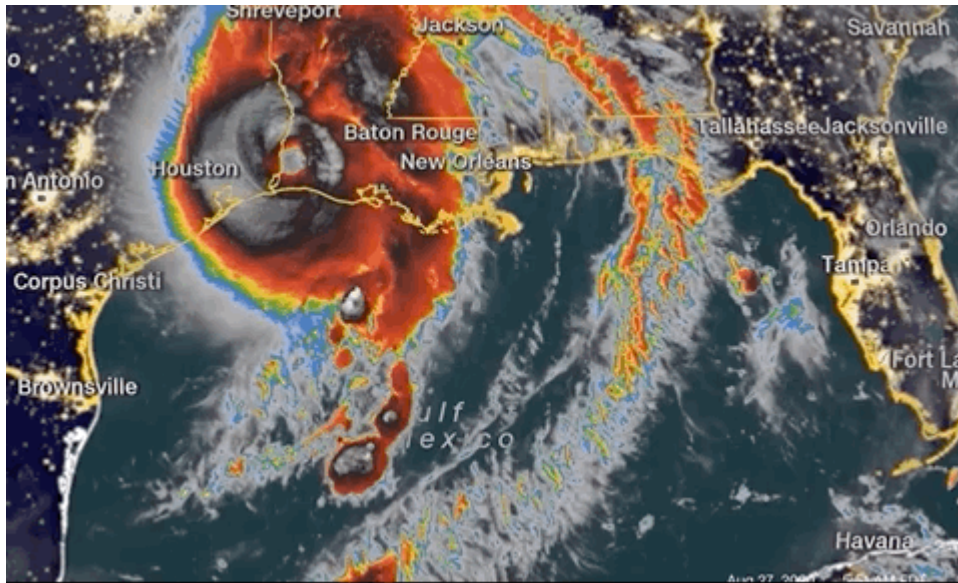
# U.S. Inflation-Adjusted Cat Losses



**2018 – Third worst year for U.S. Insured Catastrophe Losses.  
Average Insured Loss per Year for 1980-2019 is \$19.8 B.**

# Hurricanes

Potential threats from hurricanes include powerful winds, heavy rainfall, storm surges, coastal and inland flooding, rip currents, tornadoes, and landslides.



**Hurricane Laura affecting Gulf Coast  
August 2020**




**Hurricane Dorian affecting Bahamas & Eastern Seaboard  
September 2019**




## 2020 Hurricane Season

Record-breaking Atlantic hurricane season draws to an end

The extremely active 2020 Atlantic hurricane season closed with a **record-breaking 30 named storms** and 12 landfalling storms in the continental United States.



# Hurricanes



## 2020 Atlantic Tropical Cyclone Names

<del>Arthur</del>	<del>Hanna</del>	<del>Omar</del>	<del>Alpha</del>	<del>Iota</del>	Rho
<del>Bertha</del>	<del>Isaias</del>	<del>Paulette</del>	<del>Beta</del>	Kappa	Sigma
<del>Cristobal</del>	<del>Josephine</del>	<del>Rene</del>	<del>Gamma</del>	Lambda	Tau
<del>Dolly</del>	<del>Kyle</del>	<del>Sally</del>	<del>Delta</del>	Mu	Upsilon
<del>Edouard</del>	<del>Laura</del>	<del>Teddy</del>	<del>Epsilon</del>	Nu	Phi
<del>Fay</del>	<del>Marco</del>	<del>Vicky</del>	<del>Zeta</del>	Xi	Chi
<del>Gonzalo</del>	<del>Nana</del>	<del>Wilfred</del>	<del>Eta</del>	Omicron	Psi
			<del>Theta</del>	Pi	Omega

Be prepared: Visit [hurricanes.gov](https://hurricanes.gov) and follow @NWS and @NHC\_Atlantic on Twitter.

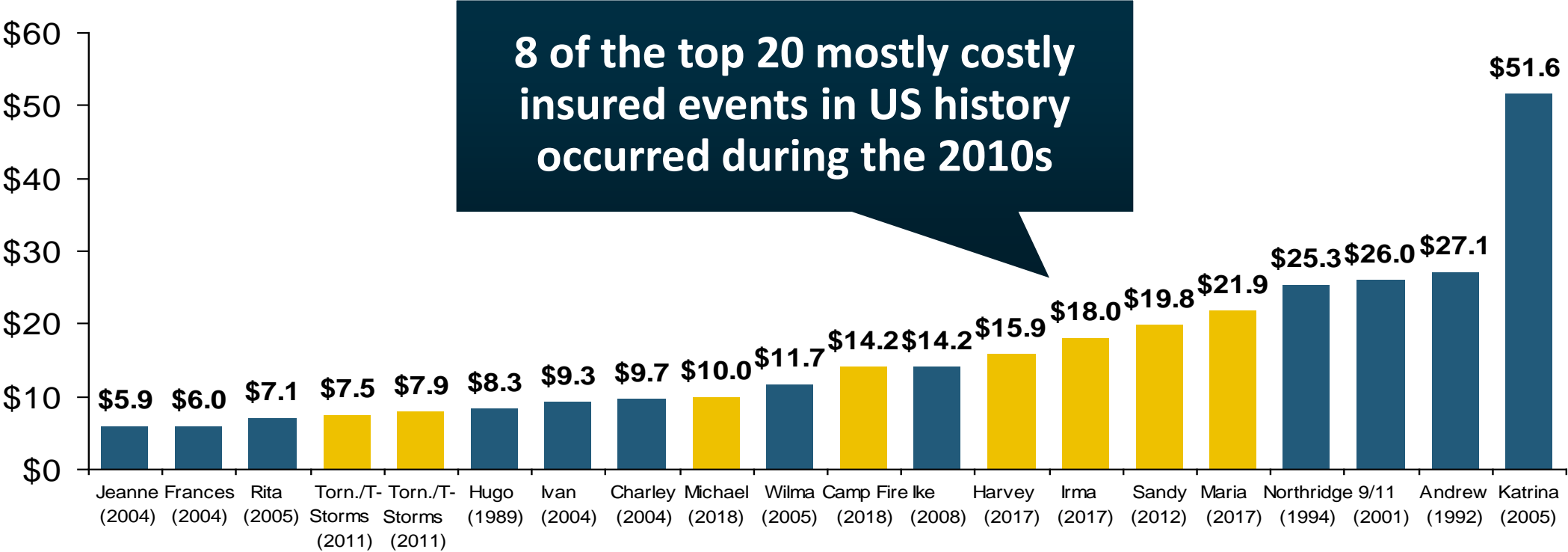
11/24/20



# Top 20 Most Costly Disasters in U.S. History—Katrina Still Ranks #1

29  
COVID-19 insured property losses remain highly uncertain, but could easily make the top 10

(Insured Losses, 2017 Dollars, \$ Billions)\*

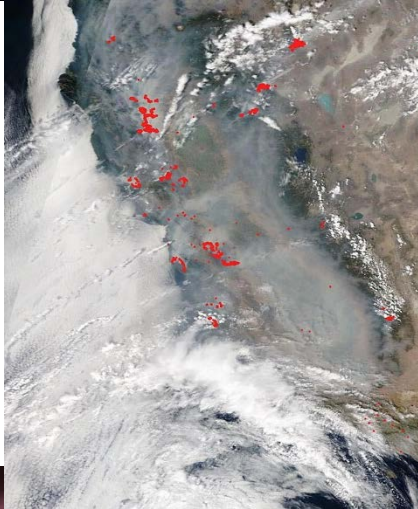


17 of the 20 Most Expensive Insurance Events in US History Have Occurred Since 2004

\*Estimated.

Sources: PCS, RMS, Karen Clark & Co; USC Center for Risk and Uncertainty Management adjustments to 2017 dollars using the CPI.

## Convective Storms



Commonly known as *thunderstorms*, intense heating causes a parcel of moist air to rise from the earth's surface into upper levels of the atmosphere, causing weather hazards such as **lightning, heavy rain, hail, flash flooding and tornadoes.**

This past August, lightning strikes (12,000) from storms like these sparked hundreds of wildfires in California.

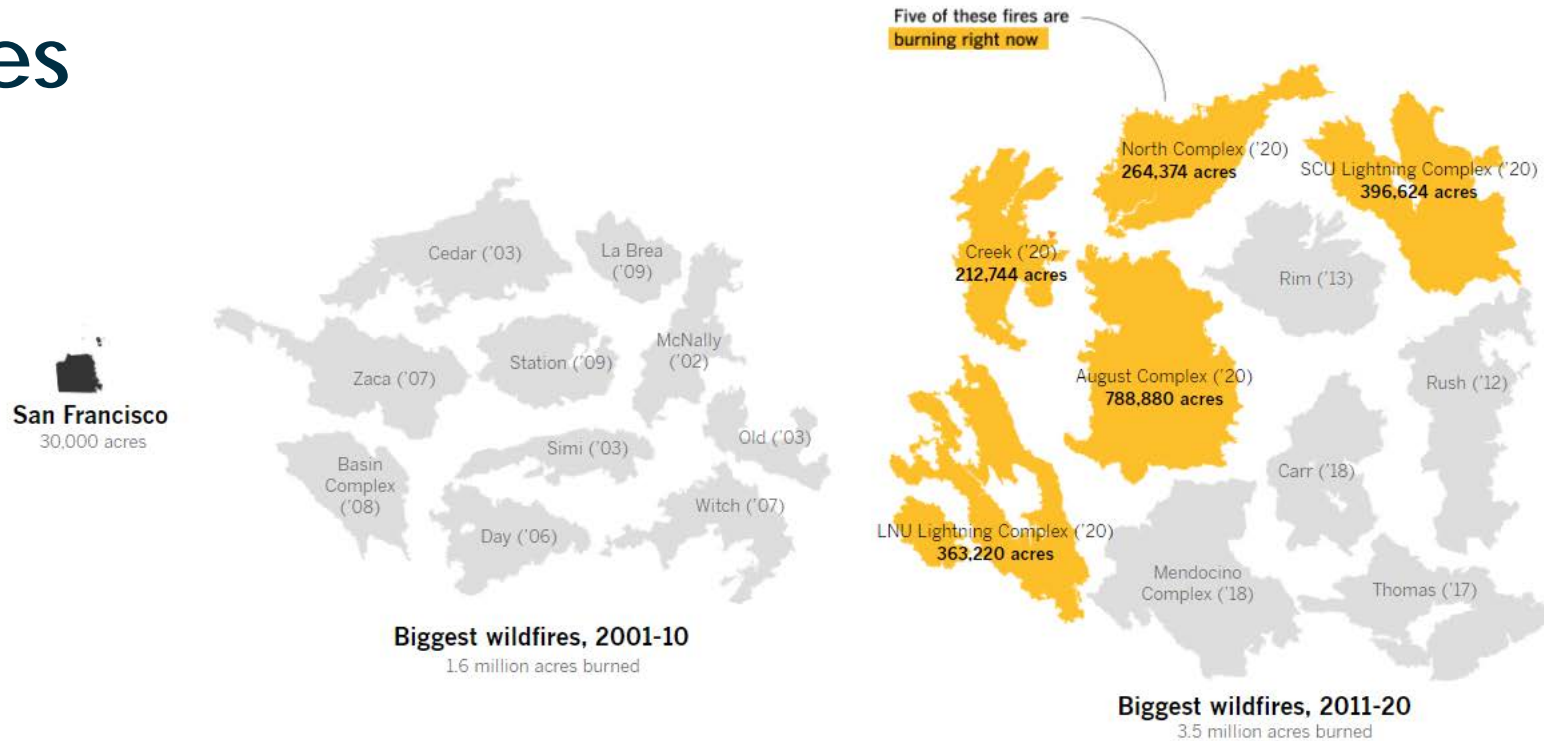
The same month a *derecho* hit Iowa and four other states, causing \$7.5B+ in damage, *most costly thunderstorm in U.S. History.*

# Wildfires



The 2020 season was a record-setting one for the state of California and the United States as a whole. NIFC reported that as of Nov. 27 there were 52,113 wildfires that had burned 8,889,297 acres in 2020. This is approximately 2.3 million more acres burned than the 10-year average and almost double the acreage burned in the 2019 season.

# Wildfires



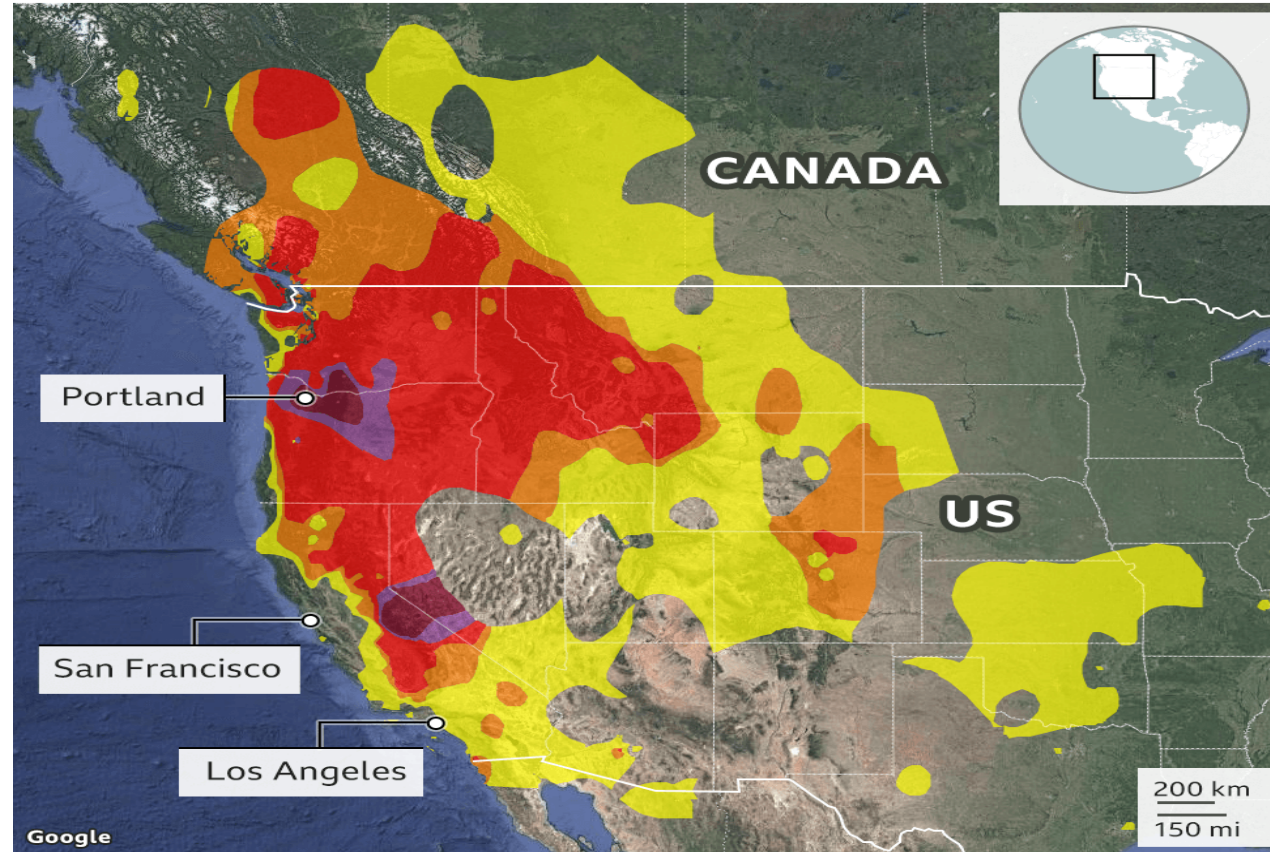
Record-breaking wildfires are occurring more often. Eight of the 10 largest fires in California history have burned in the past decade. On Sept. 9, the massive August Complex became the largest fire in the state's history.

Taken together, they dwarf the 10 biggest fires from the decade before.



# Wildfires

## Worst air quality on record for US West Coast



**Air Quality Index: levels of pollution including particulate matter**

- Moderate 51-100
- Unhealthy for sensitive groups 101-150
- Unhealthy 151 - 200
- Very unhealthy 201-300
- Hazardous 300 -500

Source: AirNow

BBC

# Earthquakes



Not to be overlooked, Earthquakes are inevitable and can happen at any time.

Economic impacts of an earthquake can be devastating on first party property, and expected business revenues.





# 10 Critical Risks Shaping The Liability Landscape Today





# Hyper-Social Inflation

36

*“Social Inflation is a uniquely American phenomenon because the United States is the only country in the world that routinely uses jury trials for civil cases. Jurors have unconscious biases derived from the culmination of their life experiences.”*



Source: Markel Insurance

Texas - \$80M – Trucking accident injuring one person.

Washington - \$123M – Duck Boat accident killing and injuring many.

Georgia - \$280M – Trucking accident killing five people

Alabama - \$152M – Auto accident injuring one person

California - \$2B – Pesticide product allegedly harmed two people

New York - \$56M – Medical accident during surgery injuring one person

Maryland - \$230M – Medical accident during a delivery injuring one person

Pennsylvania - \$8M – Pharmaceutical product led to unwanted side effects in many persons

Georgia - \$125M Living conditions in an apartment building complex resulted in one death

New York - \$110M – Construction accident killing one person.

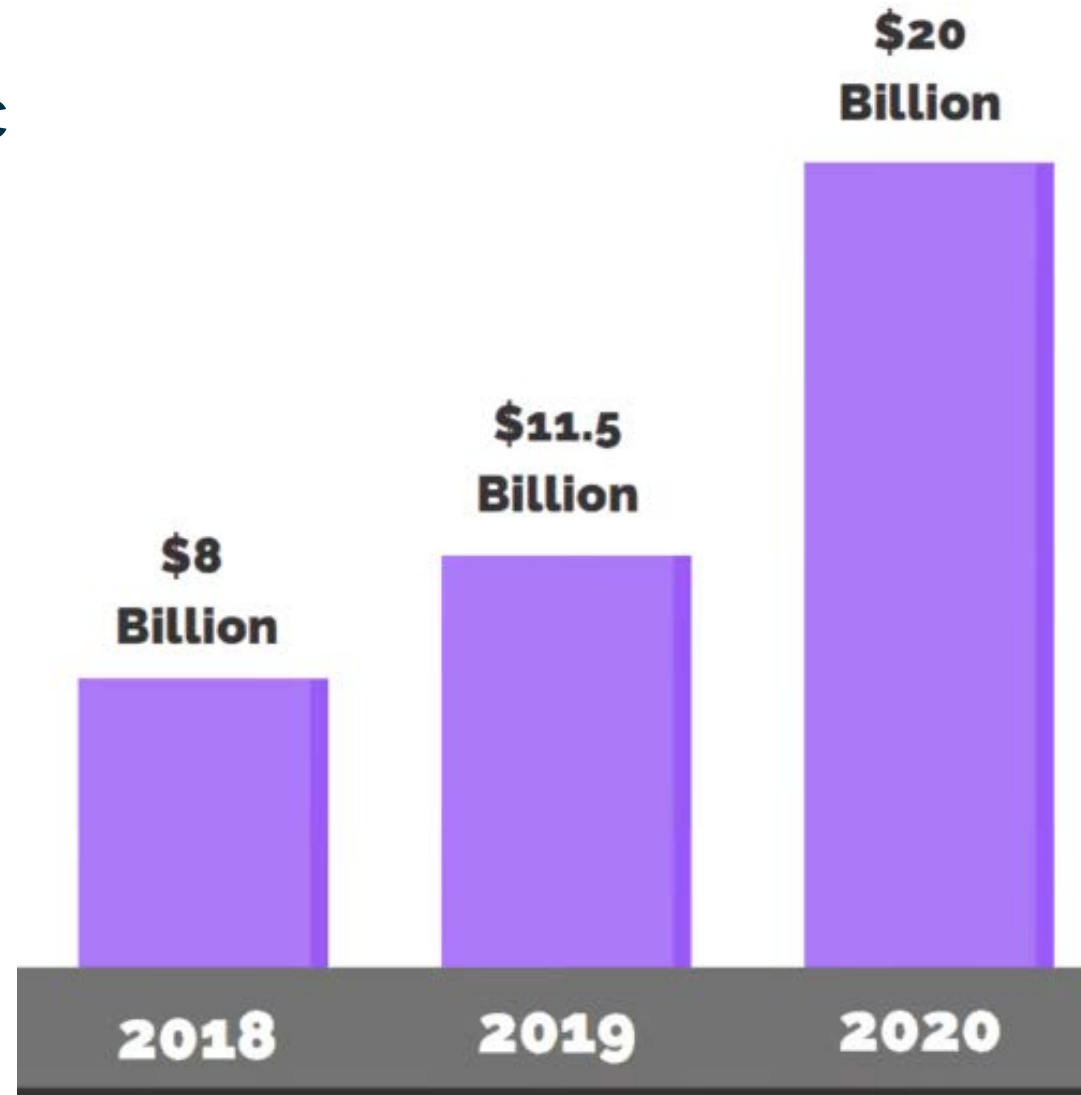


## Large Public Entity Verdicts/Settlements

Loss Year	Description	Total Paid
2018	Sexual Abuse (Class Action)	\$500,000,000
2017	Sexual Abuse (Class Action)	\$215,000,000
2015	Methane Gas Leak	\$120,000,000
2015	Bus Shelter Collapse (Single Plaintiff)	\$115,000,000
2014	Child Abuse/Foster Care	\$113,400,000
2011	Police Shooting/Wrongful Death	\$97,000,000
2014	Dangerous Condition/Landslide	\$71,500,000
2016	Vehicle Accident/Fire Ambulance	\$65,750,000
2016	Wrongful Death	\$60,000,000
2015	Strip Search (Class Action)	\$53,000,000
2012	Dangerous Condition/Bridge Fire	\$50,000,000
2017	Vehicle Accident/Motorcycle vs Auto	\$46,000,000
2015	Vehicle Accident/Sherriff Vehicle	\$42,000,000
2011	Wrongful Conviction	\$40,000,000
2014	Dangerous Condition/Vehicle Accident	\$32,500,000
2015	Sexual Abuse	\$31,000,000
2016	Dangerous Condition/Vehicle Accident	\$30,000,000

## The Ransomware Epidemic

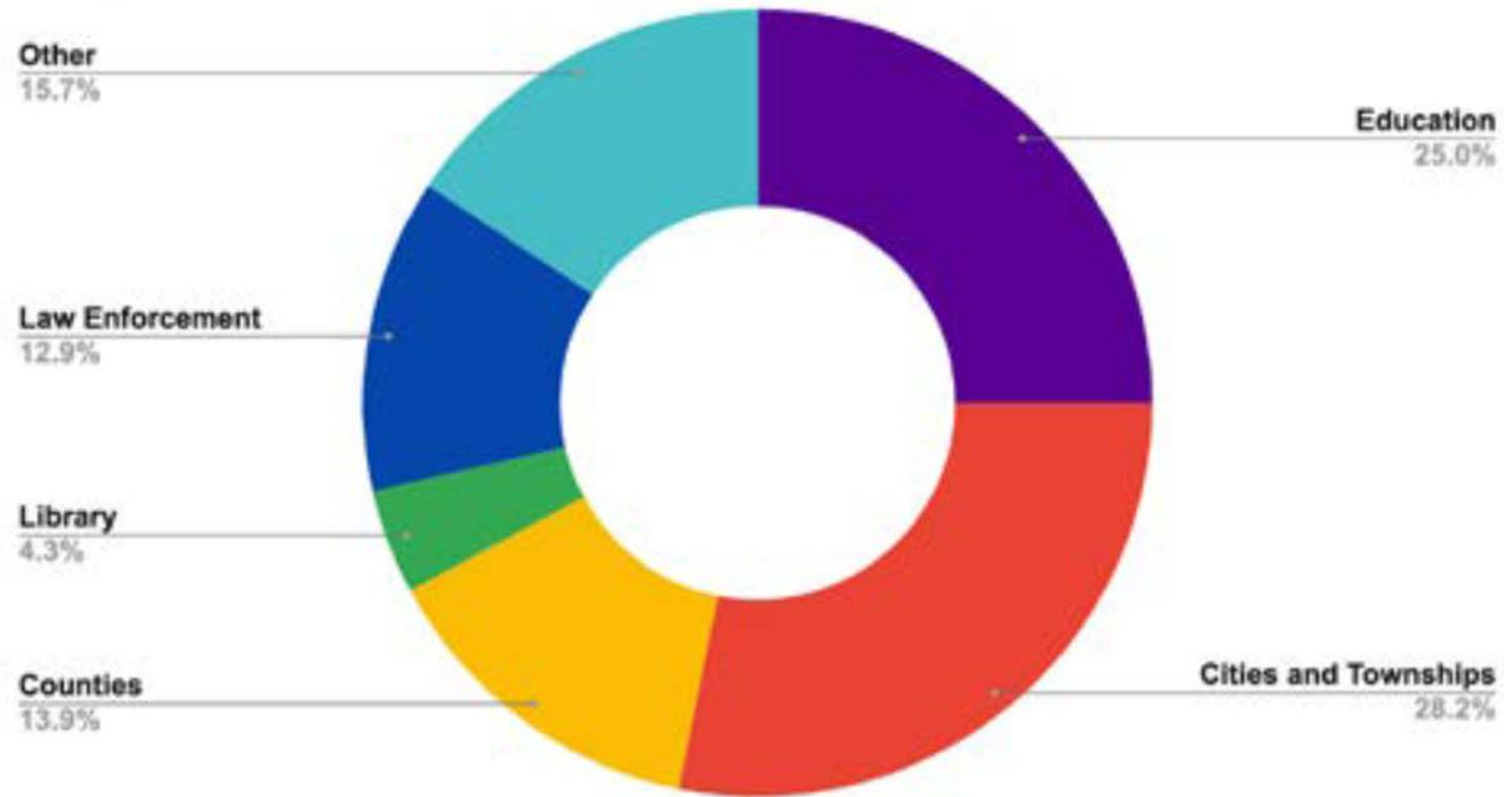
Ransomware surged in recent years, and there is no foreseeable slowdown. All industry segments were impacted. Manufacturing and professional services were particularly hard hit, followed closely by healthcare, education, and **government entities**.



\*Estimated global damage from ransomware.

# Cyber Attacks on Municipalities

Target Area of Attacks



# Aging Infrastructure



# Looking Ahead – The Market

## **Liability Market:**

- Increasing reserves for Law Enforcement Liability claims.
- SAM claims continue to come forward, high values and potential coverage issues (occurrences, date of loss, coverage exclusions/caps) – insureds' Policies and Procedures increasing focus of underwriting.
- Continued market hardening expected.

## **Workers Compensation Market:**

- Treatment of COVID-19 claims could still impact market significantly.
- Unlike other core coverage lines, WC remains relatively stable.

## **Property Market:**

- Increased scrutiny of client data (SOV, loss runs, COPE, etc.).
- Increased retentions and caps on certain types of exposure (wildfire/SRCC).
- Decreased limits provided by single carriers.
- Premium increases expected.



# Parting Thoughts

## **2020 is behind us... what's next?**

- Expect upward pressure on Liability & Property rates.
- Public agencies with a history of or exposure to large verdicts and liability settlements will continue to see increases and the marketplace for coverage will continue to retract.
- Dramatic price increases and reductions in coverage can be expected for Sexual Abuse and Molestation.
- Social Unrest focused on Public Entity infrastructure (City Hall, Police Station, etc.) could dramatically change market if several large urban losses are recorded.



---

# Thank you!

Please contact us if you would like a copy of this presentation.

---

January 2021

**ACWA JPIA**  
**General Counsel Report**  
**April 12, 2021**

**BACKGROUND**

This is a standing item on Executive Committee agendas.

**CURRENT SITUATION**

The JPIA's General Counsel, Robert Greenfield, will update the Executive Committee on new legislation or case law which may have an impact on the JPIA. In addition, Counsel will provide an update of coverage denials since the last report:

**RECOMMENDATION**

None, informational only.



Donald P. Driscoll, SBN 95472  
Adryane Omens, SBN 143126  
DRISCOLL & OMENS  
P.O. Box 6596  
Albany, California 94706  
Telephone: (510) 527-4500

Attorneys for Plaintiffs and Petitioners

**Electronically Filed  
by Superior Court of CA,  
County of Santa Clara,  
on 3/16/2020 8:19 PM  
Reviewed By: R. Walker  
Case #20CV364054  
Envelope: 4176920**

SUPERIOR COURT OF THE STATE OF CALIFORNIA  
SANTA CLARA COUNTY

BONNIE KESSNER and ANDREA MCCARTNEY-PAGE,  
individually and on behalf of all others similarly situated, and on behalf  
of the general public; ADRIENNE MADAMA-STODDARD,  
individually and on behalf of all others similarly situated; ALBERTO  
PINERO, individually and on behalf of all others similarly situated;  
ALVARO MENDOZA, individually and on behalf of all others  
similarly situated; AMANDA CLARK, individually and on behalf of  
all others similarly situated; ANGELINA AYALA, individually and on  
behalf of all others similarly situated; ANNE MOELL, individually and  
on behalf of all others similarly situated; ANNETTE JOHNSON,  
individually and on behalf of all others similarly situated; BARBARA  
WILLIAMS, individually and on behalf of all others similarly situated;  
BELINDA MAXWELL, individually and on behalf of all others  
similarly situated; BERNARD SAFIR, individually and on behalf of all  
others similarly situated; BETTY CASTER, individually and on behalf  
of all others similarly situated; BLANCA BROWN, individually and  
on behalf of all others similarly situated; BRENT LISTER, individually  
and on behalf of all others similarly situated; BRIAN ROJAS,  
individually and on behalf of all others similarly situated; C. LYNN  
CLARK, individually and on behalf of all others similarly situated;  
CARLOS WARTER, individually and on behalf of all others similarly  
situated; CARMEN MANTILLA, individually and on behalf of all  
others similarly situated; CARMENCITA RODRIGUEZ, individually  
and on behalf of all others similarly situated; CAROLYN COLLINS,  
individually and on behalf of all others similarly situated; CESAR  
MORALES, individually and on behalf of all others similarly situated;  
CHERI LUMLEY, individually and on behalf of all others similarly  
situated; CHERYL HOWELL, individually and on behalf of all others  
similarly situated; CLINTON ALMEKINDER, individually and on  
behalf of all others similarly situated; DANA RIGGS, individually and  
on behalf of all others similarly situated; DANIEL HAMAMOTO,  
individually and on behalf of all others similarly situated; DAVID  
RODRIGUEZ, individually and on behalf of all others similarly

Case No. 20CV364054

FIRST AMENDED  
COMPLAINT FOR  
DAMAGES AND  
EQUITABLE RELIEF  
AND PETITION FOR  
WRIT OF MANDATE

COMPLAINT AND PETITION

1 situated; DAVIDA GREGORY, individually and on behalf of all others  
 2 similarly situated; DEBRA BROWN, individually and on behalf of all  
 3 others similarly situated; DEBRA HERNANDEZ, individually and on  
 4 behalf of all others similarly situated; DEBRA LINDSAY, individually  
 5 and on behalf of all others similarly situated; DEBRA MASTERSON,  
 6 individually and on behalf of all others similarly situated; DIANA  
 7 LAUE, individually and on behalf of all others similarly situated;  
 8 DORIS HARRIS, individually and on behalf of all others similarly  
 9 situated; DUSANKA BODJANAC, individually and on behalf of all  
 10 others similarly situated; ENOCH PAGE, individually and on behalf of  
 11 all others similarly situated; FABIAN YANEZ, individually and on  
 12 behalf of all others similarly situated; FLOY ANDERSON,  
 13 individually and on behalf of all others similarly situated; FRANCISCO  
 14 MONTES DE OCA, individually and on behalf of all others similarly  
 15 situated; FRANKIE WALTON, individually and on behalf of all others  
 16 similarly situated; GAUNETT LOVE, individually and on behalf of all  
 17 others similarly situated; GLENN HUDSON, individually and on  
 18 behalf of all others similarly situated; GLENN STANFORD,  
 19 individually and on behalf of all others similarly situated; GONZALO  
 20 MENDOZA and CECELIA MENDOZA, individually and on behalf of  
 21 all others similarly situated; GUADALUPE ESCOTO, individually and  
 22 on behalf of all others similarly situated; HELENE DAS, individually  
 23 and on behalf of all others similarly situated; HOLLY HENDRIX,  
 24 individually and on behalf of all others similarly situated; IRMA  
 25 LOPEZ, individually and on behalf of all others similarly situated;  
 26 JAGNA KOSAKOWSKI, individually and on behalf of all others  
 27 similarly situated; JAMES ZILLI, individually and on behalf of all  
 28 others similarly situated; JENNIFER TOY, individually and on behalf  
 29 of all others similarly situated; JOAN FOGEL, individually and on  
 30 behalf of all others similarly situated; JOAN GUSTAFSON,  
 31 individually and on behalf of all others similarly situated; JOHN DA  
 32 SILVA COLLACO, individually and on behalf of all others similarly  
 situated; JONI O'BRIEN-BUNCH, individually and on behalf of all  
 others similarly situated; JOSEPH DUZAC, individually and on behalf  
 of all others similarly situated; JUAN LOPEZ, individually and on  
 behalf of all others similarly situated; KANDI DUBRALL, individually  
 and on behalf of all others similarly situated; KAREN PERSSON,  
 individually and on behalf of all others similarly situated;  
 KATHERINE STEVENSON, individually and on behalf of all others  
 similarly situated; KEN BLASIUS and JANET BLASIUS, individually  
 and on behalf of all others similarly situated; KLARA TOTH,  
 individually and on behalf of all others similarly situated; LINDA  
 HALL, individually and on behalf of all others similarly situated;  
 LINDA JOHNSON, individually and on behalf of all others similarly  
 situated; LISA GOODENOUGH, individually and on behalf of all  
 others similarly situated; LUCY CARTAGENA, individually and on  
 behalf of all others similarly situated; LUIS RAYON, individually and  
 on behalf of all others similarly situated; LUZ URENA, individually

COMPLAINT AND PETITION

1 and on behalf of all others similarly situated; LYNN HEMUS,  
 2 individually and on behalf of all others similarly situated; MANUEL  
 3 BRICENO, individually and on behalf of all others similarly situated;  
 4 MARGARET OZOR, individually and on behalf of all others similarly  
 5 situated; MARIA DIPAOLO, individually and on behalf of all others  
 6 similarly situated; MARIO BARRAGAN, individually and on behalf  
 7 of all others similarly situated; MARK JOHNSON, individually and on  
 8 behalf of all others similarly situated; MARVA BLAKE, individually  
 9 and on behalf of all others similarly situated; MARY ALICE  
 10 BENDELL, individually and on behalf of all others similarly situated;  
 11 MARY SHOGREN, individually and on behalf of all others similarly  
 12 situated; MICHAEL COOPER, individually and on behalf of all others  
 13 similarly situated; MICHAEL PARRY, individually and on behalf of  
 14 all others similarly situated; MICHELE DICKSTEIN, individually and  
 15 on behalf of all others similarly situated; MICHELE SMITH,  
 16 individually and on behalf of all others similarly situated; NANCY  
 17 WALKER, individually and on behalf of all others similarly situated;  
 18 NATALIE SANCHEZ, individually and on behalf of all others  
 19 similarly situated; PAMELA DAVIS, individually and on behalf of all  
 20 others similarly situated; PASHKO JUNCAJ, individually and on  
 21 behalf of all others similarly situated; PATRICIA MCCAULEY,  
 22 individually and on behalf of all others similarly situated; PATSY  
 23 CALESA, individually and on behalf of all others similarly situated;  
 24 PATTI CLOSE, individually and on behalf of all others similarly  
 25 situated; PAUL BROWN, individually and on behalf of all others  
 26 similarly situated; PAUL PERLAS, individually and on behalf of all  
 27 others similarly situated; PHYLLIS GROSS, individually and on behalf  
 28 of all others similarly situated; PHYLLIS SCOTT, individually and on  
 29 behalf of all others similarly situated; RAMI PACHECO, individually  
 30 and on behalf of all others similarly situated; RAVINDRA SINGH,  
 31 individually and on behalf of all others similarly situated; RAYMOND  
 32 CHRISTENSEN, individually and on behalf of all others similarly  
 situated; REX RUFFIN, individually and on behalf of all others  
 similarly situated; RICHARD SHERIDAN, individually and on behalf  
 of all others similarly situated; RICHARD WILDER, individually and  
 on behalf of all others similarly situated; RICK MURPHY, individually  
 and on behalf of all others similarly situated; ROBERT ALEXANDER,  
 individually and on behalf of all others similarly situated; ROBERT  
 MOSEMAS, individually and on behalf of all others similarly situated;  
 ROBERT REYNOSO, individually and on behalf of all others similarly  
 situated; ROBERT VANDERUPWICH, individually and on behalf of  
 all others similarly situated; ROBERTA HAINES, individually and on  
 behalf of all others similarly situated; RODNEY TOPKOV,  
 individually and on behalf of all others similarly situated; RON  
 REGEHR, individually and on behalf of all others similarly situated;  
 ROSE AQUILINA, individually and on behalf of all others similarly  
 situated; RUTH CHERICO, individually and on behalf of all others  
 similarly situated; SAKSIT LERDSUWANRUT, individually and on

1 behalf of all others similarly situated; SANG LUC, individually and on  
 2 behalf of all others similarly situated; SHARON HEINEKE,  
 3 individually and on behalf of all others similarly situated; SHERRY  
 4 YETTER, individually and on behalf of all others similarly situated;  
 5 STAN WEINSTEIN, individually and on behalf of all others similarly  
 6 situated; STEPHEN PERRY, individually and on behalf of all others  
 7 similarly situated; STEVEN SHIPE, individually and on behalf of all  
 8 others similarly situated; SUSAN JOLLY, individually and on behalf  
 9 of all others similarly situated; SUSAN WESTBROOK, individually  
 10 and on behalf of all others similarly situated; SUSIE WILLIAMSON,  
 11 individually and on behalf of all others similarly situated; TAJEET  
 12 JUGMOHAN, individually and on behalf of all others similarly  
 13 situated; TERESA CORONA, individually and on behalf of all others  
 14 similarly situated; TERI PERKINS, individually and on behalf of all  
 15 others similarly situated; THOMAS HUTCHINS, individually and on  
 16 behalf of all others similarly situated; THOMAS WENDT, individually  
 17 and on behalf of all others similarly situated; and, WILLIAM  
 18 SPYRISON, individually and on behalf of all others similarly situated,

19  
 20 Plaintiffs and Petitioners,

21  
 22 vs.

23 CITY OF SANTA CLARA, ALAMEDA COUNTY WATER  
 24 DISTRICT, CARLSBAD MUNICIPAL WATER DISTRICT,  
 25 CITRUS HEIGHTS WATER DISTRICT, CITY OF ANAHEIM,  
 26 CITY OF ANTIOCH, CITY OF BREA, CITY OF CHINO, CITY OF  
 27 CLOVIS, CITY OF COMPTON, CITY OF CORONA, CITY OF  
 28 DOWNEY, CITY OF ESCONDIDO, CITY OF FAIRFIELD, CITY  
 29 OF FOUNTAIN VALLEY, CITY OF FRESNO, CITY OF  
 30 FULLERTON, CITY OF GARDEN GROVE, CITY OF HAYWARD,  
 31 CITY OF HEMET, CITY OF HESPERIA, CITY OF HUNTINGTON  
 32 PARK, CITY OF LA HABRA, CITY OF LONG BEACH, CITY OF  
 MADERA, CITY OF MODESTO, CITY OF NAPA, CITY OF  
 NORWALK, CITY OF OCEANSIDE, CITY OF ONTARIO, CITY  
 OF OXNARD, CITY OF PASADENA, CITY OF PETALUMA, CITY  
 OF POMONA, CITY OF SACRAMENTO, CITY OF SAN  
 BERNARDINO, CITY OF SAN DIEGO, CITY OF SAN  
 FRANCISCO, CITY OF SAN JOSE, CITY OF SAN LUIS OBISPO,  
 CITY OF SANTA CRUZ, CITY OF SANTA MONICA, CITY OF  
 SANTA ROSA, CITY OF STOCKTON, CITY OF SUISUN, CITY OF  
 TORRANCE, CITY OF TRACY, CITY OF TUSTIN, CITY OF  
 VACAVILLE, CITY OF VALLEJO, CITY OF VENTURA, CITY OF  
 VICTORVILLE, CITY OF WHITTIER, CITY OF WOODLAND,  
 CONTRA COSTA WATER DISTRICT, CUCAMONGA VALLEY  
 WATER DISTRICT, DESERT WATER AGENCY, EAST BAY  
 MUNICIPAL UTILITY DISTRICT, EASTERN MUNICIPAL  
 WATER DISTRICT, EL TORO WATER DISTRICT, ELSINORE  
 VALLEY MUNICIPAL WATER DISTRICT, FALLBROOK  
 PUBLIC UTILITY DISTRICT, GOLETA WATER DISTRICT,  
 HELIX WATER DISTRICT, IRVINE RANCH WATER DISTRICT,  
 LAKESIDE WATER DISTRICT, LOS ANGELES COUNTY,

NEVADA IRRIGATION DISTRICT, OTAY WATER DISTRICT, PADRE DAM MUNICIPAL WATER DISTRICT, PALMDALE WATER DISTRICT, PLACER COUNTY WATER AGENCY, RAINBOW MUNICIPAL WATER DISTRICT, SACRAMENTO COUNTY WATER AGENCY, SANTA CLARITA VALLEY WATER AGENCY, VALLECITOS WATER DISTRICT, VALLEY CENTER MUNICIPAL WATER DISTRICT, VENTURA COUNTY WATERWORKS, VISTA IRRIGATION DISTRICT, and WALNUT VALLEY WATER DISTRICT, individually and all behalf of all others similarly situated,

Defendants and Respondents, and,

SAN DIEGO COUNTY WATER AUTHORITY,

Respondent.

### **INTRODUCTION**

1. Today, consumers in California face far larger water bills than a decade ago. Public water providers make endless excuses in an attempt to justify their rates. Almost universally, however, their rates violate Proposition 218.

2. Proposition 218, approved by the voters in 1996, amended the California Constitution to prohibit government from imposing fees for property related services that exceed the cost of the service, unless the fees are approved by the voters. It also prohibited government, without voter approval, from imposing property related service fees for general governmental services that are available to the public at large in substantially the same manner they are available to property owners.

3. Water service is a property related service. Proposition 218 requires, therefore, that government charge customers no more than the cost of that service. Nonetheless, defendants charge customers more than the cost of service by, for instance, imposing on customers costs that are actually for general governmental services. Imposing overcharges on plaintiffs and members of the plaintiff classes does irreparable harm to their constitutional rights.

### **PARTIES**

#### **A. Defendants and Respondents**

4. Respondent San Diego County Water Authority is a government entity and a water wholesaler.

# JPIA MEETING & CONFERENCE CALENDAR – 2021

50

MEETING DATES	BOARD OF DIRECTORS	EXECUTIVE	PERSONNEL	FINANCE & AUDIT	PROGRAMS				RISK MGMT
					Emp. Benefits	Liability	Property	Work Comp	
FEB 9		1:00 PM ZOOM							9:30 AM ZOOM
FEB 22			2:00 PM ZOOM						
MAR 15		2:00 PM ZOOM							
APRIL 7				10:00 AM ZOOM					
APRIL 12		10:00 AM ZOOM							
APRIL 15					10:00 AM ZOOM				
MAY 10	10:00 AM ZOOM								
ACWA VIRTUAL CONFERENCE MAY 12-13									
JUNE 14							10:30 AM TBD	8:30 AM TBD	
JUNE 16		1:00 PM TBD							
JULY 15					9:00 AM TBD				
JULY 16		9:00 AM TBD							
CAJPA CONFERENCE – SEPTEMBER 14-17									
SEPT 20				8:30 AM TBD		10:30 AM TBD			
SEPT 22		1:00 PM TBD							
Nov 29	TBD								
ACWA CONFERENCE – NOVEMBER 30 – DECEMBER 3									

**\*\*DATES AND TIMES SUBJECT TO CHANGE**

from 02/01/2021  
to 02/15/2021

ACWA Joint Powers Insurance Authority

Sorted By Check

# Claims Payment Report

<u>Check Date</u>	<u>Check Number</u>	<u>District Name</u>	<u>Claim Date</u>	<u>Transaction Type</u>	<u>Amount</u>
02/02/2021	226187	Goleta Water District	10/07/2020	Liability - Property Damage	8,305.95
02/02/2021	226188	Cucamonga Valley Water District	03/10/2020	Expert	2,772.22
02/02/2021	226189	Montecito Water District	08/03/2020	Liability - Property Damage	6,350.00
02/02/2021	226190	Regional Water Authority	12/27/2019	Property - District Property	10,325.12
02/02/2021	226191	Valley County Water District	11/17/2020	Liability - Property Damage	836.10
02/02/2021	226192	Rancho California Water District	07/15/2019	Expense General	1,298.45
02/02/2021	226193	Santa Clarita Valley Water Agency	05/01/2018	Liability- Bodily Injury	40,000.00
02/02/2021	226194	Valley Center Municipal Water District	09/12/2018	Physical therapy	149.61
02/02/2021	226195	El Dorado Irrigation District	10/21/2020	Physical therapy	100.31
02/02/2021	226196	Valley Center Municipal Water District	09/12/2018	Physical therapy	149.61
02/02/2021	226197	Valley Center Municipal Water District	09/12/2018	Physical therapy	149.61
02/02/2021	226198	El Dorado Irrigation District	10/21/2020	Physical therapy	100.31
02/02/2021	226199	Valley Center Municipal Water District	09/12/2018	Physical therapy	149.61
02/02/2021	226200	Helix Water District	07/23/2019	Physical therapy	154.75
02/02/2021	226201	Alta Irrigation District	11/19/2014	PPD	580.00
02/02/2021	226202	Palmdale Water District	03/23/2015	Hospital (Inpatient)	16,716.00
02/02/2021	226203	Laguna Beach County Water District	09/28/2015	VR Voucher	726.97
02/02/2021	226204	San Luis Water District	09/04/2020	Medical, general	173.41
02/02/2021	226205	Yorba Linda Water District	09/09/2019	Deposition/Witness fees	295.00
02/02/2021	226206	Orange County Water District	08/16/2019	Deposition/Witness fees	1,232.00
02/02/2021	226207	South Tahoe Public Utility District	08/21/2020	Diagnostics	341.59
02/02/2021	226208	South Tahoe Public Utility District	08/21/2020	Diagnostics	334.76
02/02/2021	226209	Kaweah Delta Water Conservation District	03/22/2019	Med/Legal evaluation	937.50
02/02/2021	226210	Santa Clarita Valley Water Agency	12/10/2020	TTD	1,407.06
02/02/2021	226211	Merced Irrigation District	12/22/2020	Medical, general	321.28
02/02/2021	226212	Sweetwater Authority	12/11/2018	Bill Review Fee	8.50
02/02/2021	226212	Sweetwater Authority	12/11/2018	Bill Review Fee	8.50
02/02/2021	226212	Sweetwater Authority	12/11/2018	Bill Review Fee	8.50
02/02/2021	226212	Santa Fe Irrigation District	04/16/2020	Bill Review Fee	8.50
02/02/2021	226212	Santa Fe Irrigation District	04/16/2020	Bill Review Fee	13.49
02/02/2021	226212	Santa Fe Irrigation District	04/16/2020	Bill Review Fee	8.50
02/02/2021	226212	Santa Fe Irrigation District	04/16/2020	Bill Review Fee	13.49
02/02/2021	226212	Santa Fe Irrigation District	04/16/2020	Bill Review Fee	8.50
02/02/2021	226212	Santa Fe Irrigation District	04/16/2020	Bill Review Fee	13.49
02/02/2021	226212	Sweetwater Authority	02/28/2020	Bill Review Fee	8.50
02/02/2021	226212	Sweetwater Authority	02/28/2020	Bill Review Fee	2.44
02/02/2021	226212	Sweetwater Authority	02/28/2020	Bill Review Fee	8.50
02/02/2021	226212	Sweetwater Authority	02/28/2020	Bill Review Fee	2.02
02/02/2021	226212	Sweetwater Authority	02/28/2020	Bill Review Fee	8.50
02/02/2021	226212	Sweetwater Authority	02/28/2020	Bill Review Fee	1.99
02/02/2021	226212	Sweetwater Authority	02/28/2020	Bill Review Fee	8.50
02/02/2021	226212	Sweetwater Authority	02/28/2020	Bill Review Fee	0.31
02/02/2021	226212	Rancho California Water District	11/19/2020	Bill Review Fee	8.50

from 02/01/2021  
to 02/15/2021

ACWA Joint Powers Insurance Authority

Sorted By Check

## Claims Payment Report

<u>Check Date</u>	<u>Check Number</u>	<u>District Name</u>	<u>Claim Date</u>	<u>Transaction Type</u>	<u>Amount</u>
02/02/2021	226212	Rancho California Water District	11/19/2020	Bill Review Fee	4.87
02/02/2021	226212	Santa Clarita Valley Water Agency	12/10/2020	Bill Review Fee	8.50
02/02/2021	226212	Santa Clarita Valley Water Agency	12/10/2020	Bill Review Fee	9.87
02/02/2021	226212	Santa Clarita Valley Water Agency	12/10/2020	Bill Review Fee	8.50
02/02/2021	226212	Santa Clarita Valley Water Agency	12/10/2020	Bill Review Fee	3.52
02/02/2021	226212	Truckee Donner Public Utility District	11/12/2020	Bill Review Fee	8.50
02/02/2021	226212	Truckee Donner Public Utility District	11/12/2020	Bill Review Fee	16.23
02/02/2021	226212	Cucamonga Valley Water District	12/21/2020	Bill Review Fee	8.50
02/02/2021	226212	Cucamonga Valley Water District	12/21/2020	Bill Review Fee	19.75
02/02/2021	226212	Cucamonga Valley Water District	12/21/2020	Bill Review Fee	8.50
02/02/2021	226212	Cucamonga Valley Water District	12/21/2020	Bill Review Fee	12.62
02/02/2021	226212	Yorba Linda Water District	09/09/2019	Bill Review Fee	8.50
02/02/2021	226212	Yorba Linda Water District	09/09/2019	Bill Review Fee	68.09
02/02/2021	226212	Water Employee Services Authority	10/09/2020	Bill Review Fee	8.50
02/02/2021	226212	Water Employee Services Authority	10/09/2020	Bill Review Fee	28.15
02/02/2021	226212	South Tahoe Public Utility District	08/21/2020	Bill Review Fee	8.50
02/02/2021	226212	South Tahoe Public Utility District	08/21/2020	Bill Review Fee	1.37
02/02/2021	226212	South Tahoe Public Utility District	08/21/2020	Bill Review Fee	8.50
02/02/2021	226212	Mission Springs Water District	08/21/2011	Bill Review Fee	8.50
02/02/2021	226212	Mission Springs Water District	08/21/2011	Bill Review Fee	5.26
02/02/2021	226212	Sweetwater Authority	12/30/2019	Bill Review Fee	8.50
02/02/2021	226212	Sweetwater Authority	12/30/2019	Bill Review Fee	18.54
02/02/2021	226212	Palmdale Water District	03/23/2015	Bill Review Fee	8.50
02/02/2021	226212	Palmdale Water District	03/23/2015	Bill Review Fee	9,576.38
02/02/2021	226212	Palmdale Water District	03/23/2015	Bill Review Fee	5,376.55
02/02/2021	226212	Palmdale Water District	03/23/2015	Bill Review Fee	8.97
02/02/2021	226212	Western Municipal Water District	12/21/2020	Bill Review Fee	8.50
02/02/2021	226212	Western Municipal Water District	12/21/2020	Bill Review Fee	2.02
02/02/2021	226212	Fresno Metropolitan Flood Control District	02/20/2008	Bill Review Fee	8.50
02/02/2021	226212	Santa Clarita Valley Water Agency	01/01/2020	Bill Review Fee	8.50
02/02/2021	226212	Santa Clarita Valley Water Agency	01/01/2020	Bill Review Fee	3.66
02/02/2021	226212	Santa Clarita Valley Water Agency	01/01/2020	Bill Review Fee	8.50
02/02/2021	226212	Santa Clarita Valley Water Agency	01/01/2020	Bill Review Fee	0.16
02/02/2021	226212	Santa Clarita Valley Water Agency	01/01/2020	Bill Review Fee	8.50
02/02/2021	226212	Santa Clarita Valley Water Agency	01/01/2020	Bill Review Fee	2.42
02/02/2021	226212	Water Employee Services Authority	11/13/2020	Bill Review Fee	8.50
02/02/2021	226212	Water Employee Services Authority	11/13/2020	Bill Review Fee	10.35
02/02/2021	226212	Water Employee Services Authority	11/13/2020	Bill Review Fee	8.50
02/02/2021	226212	Water Employee Services Authority	11/13/2020	Bill Review Fee	7.22
02/02/2021	226212	Santa Fe Irrigation District	09/03/2020	Bill Review Fee	8.50
02/02/2021	226212	Santa Fe Irrigation District	09/03/2020	Bill Review Fee	13.49
02/02/2021	226212	Laguna Beach County Water District	06/11/2020	Bill Review Fee	8.50
02/02/2021	226212	Laguna Beach County Water District	06/11/2020	Bill Review Fee	10.82
02/02/2021	226212	Laguna Beach County Water District	10/29/2019	Bill Review Fee	8.50



from 02/01/2021  
to 02/15/2021

ACWA Joint Powers Insurance Authority

Sorted By Check

## Claims Payment Report

<u>Check Date</u>	<u>Check Number</u>	<u>District Name</u>	<u>Claim Date</u>	<u>Transaction Type</u>	<u>Amount</u>
02/02/2021	226212	Laguna Beach County Water District	10/29/2019	Bill Review Fee	8.50
02/02/2021	226212	Laguna Beach County Water District	10/29/2019	Bill Review Fee	10.67
02/02/2021	226212	Laguna Beach County Water District	10/29/2019	Bill Review Fee	10.67
02/02/2021	226212	Alameda County Water District	11/21/2020	Bill Review Fee	8.50
02/02/2021	226212	El Dorado Irrigation District	10/21/2020	Bill Review Fee	8.50
02/02/2021	226212	El Dorado Irrigation District	10/21/2020	Bill Review Fee	8.50
02/02/2021	226212	El Dorado Irrigation District	10/21/2020	Bill Review Fee	8.50
02/02/2021	226212	El Dorado Irrigation District	10/21/2020	Bill Review Fee	8.50
02/02/2021	226212	Mission Springs Water District	12/30/2020	Bill Review Fee	8.50
02/02/2021	226212	Mission Springs Water District	12/30/2020	Bill Review Fee	1.44
02/02/2021	226212	Carmichael Water District	12/12/2019	Bill Review Fee	12.59
02/02/2021	226212	Carmichael Water District	12/12/2019	Bill Review Fee	8.50
02/02/2021	226212	Clearlake Oaks County Water District	12/11/2020	Bill Review Fee	8.50
02/02/2021	226212	Clearlake Oaks County Water District	12/11/2020	Bill Review Fee	1.80
02/02/2021	226212	Clearlake Oaks County Water District	12/11/2020	Bill Review Fee	8.50
02/02/2021	226212	Clearlake Oaks County Water District	12/11/2020	Bill Review Fee	1.80
02/02/2021	226212	Mid-Peninsula Water District	11/25/2020	Bill Review Fee	8.50
02/02/2021	226212	Mid-Peninsula Water District	11/25/2020	Bill Review Fee	3.87
02/02/2021	226212	Orange County Water District	11/09/2020	Bill Review Fee	8.50
02/02/2021	226212	Orange County Water District	11/09/2020	Bill Review Fee	8.50
02/02/2021	226212	Orange County Water District	11/09/2020	Bill Review Fee	2.38
02/02/2021	226212	Orange County Water District	11/09/2020	Bill Review Fee	8.50
02/02/2021	226212	Orange County Water District	11/09/2020	Bill Review Fee	1.70
02/02/2021	226212	Orange County Water District	11/09/2020	Bill Review Fee	8.50
02/02/2021	226212	Tuolumne Utilities District	11/02/2020	Bill Review Fee	8.50
02/02/2021	226212	Tuolumne Utilities District	11/02/2020	Bill Review Fee	0.22
02/02/2021	226212	Mesa Water District	07/30/2020	Bill Review Fee	8.50
02/02/2021	226212	Mesa Water District	07/30/2020	Bill Review Fee	2.38
02/02/2021	226212	Sweetwater Authority	10/08/2020	Bill Review Fee	8.50
02/02/2021	226212	Sweetwater Authority	10/08/2020	Bill Review Fee	4.58
02/02/2021	226212	Valley of the Moon Water District	03/26/2020	Bill Review Fee	8.50
02/02/2021	226212	Valley of the Moon Water District	03/26/2020	Bill Review Fee	8.04
02/02/2021	226212	Helix Water District	08/12/2020	Bill Review Fee	8.50
02/02/2021	226212	Truckee Donner Public Utility District	11/06/2020	Bill Review Fee	8.50
02/02/2021	226212	Truckee Donner Public Utility District	11/06/2020	Bill Review Fee	119.08
02/02/2021	226212	Wheeler Ridge-Maricopa Water Storage D	10/10/2020	Bill Review Fee	8.50
02/02/2021	226212	Wheeler Ridge-Maricopa Water Storage D	10/10/2020	Bill Review Fee	7.96
02/02/2021	226212	Sweetwater Authority	09/12/2020	Bill Review Fee	8.50
02/02/2021	226212	Sweetwater Authority	09/12/2020	Bill Review Fee	6.00
02/02/2021	226212	Stockton-East Water District	09/21/2020	Bill Review Fee	8.50
02/02/2021	226212	Stockton-East Water District	11/27/2019	Bill Review Fee	8.50
02/02/2021	226212	Stockton-East Water District	11/27/2019	Bill Review Fee	0.41
02/02/2021	226212	Calaveras County Water District	10/15/2020	Bill Review Fee	8.50
02/02/2021	226212	Calaveras County Water District	10/15/2020	Bill Review Fee	0.15

from 02/01/2021  
to 02/15/2021

ACWA Joint Powers Insurance Authority

Sorted By Check

**Claims Payment Report**

<u>Check Date</u>	<u>Check Number</u>	<u>District Name</u>	<u>Claim Date</u>	<u>Transaction Type</u>	<u>Amount</u>
02/02/2021	226212	San Luis Water District	09/04/2020	Bill Review Fee	8.50
02/02/2021	226212	San Luis Water District	09/04/2020	Bill Review Fee	19.10
02/02/2021	226212	Panoche Water District	08/17/2019	Bill Review Fee	8.50
02/02/2021	226212	Tulare Irrigation District	11/18/2019	Bill Review Fee	8.50
02/02/2021	226212	Vallecitos Water District	01/19/2011	Bill Review Fee	8.50
02/02/2021	226212	Vallecitos Water District	01/19/2011	Bill Review Fee	2.96
02/02/2021	226212	El Toro Water District	06/22/2015	Bill Review Fee	8.50
02/02/2021	226212	El Toro Water District	06/22/2015	Bill Review Fee	19.46
02/02/2021	226212	Solano Irrigation District	07/15/2014	Bill Review Fee	8.50
02/02/2021	226212	Solano Irrigation District	07/15/2014	Bill Review Fee	5.22
02/02/2021	226212	Reclamation District #108	06/29/2020	Bill Review Fee	8.50
02/02/2021	226212	Soquel Creek Water District	11/16/2020	Bill Review Fee	8.50
02/02/2021	226212	Water Employee Services Authority	01/04/2021	Bill Review Fee	8.50
02/02/2021	226212	Water Employee Services Authority	01/04/2021	Bill Review Fee	6.83
02/02/2021	226212	American River Flood Control District	11/04/2020	Bill Review Fee	2.02
02/02/2021	226212	American River Flood Control District	11/04/2020	Bill Review Fee	8.50
02/02/2021	226212	American River Flood Control District	11/04/2020	Bill Review Fee	8.50
02/02/2021	226212	American River Flood Control District	11/04/2020	Bill Review Fee	8.50
02/02/2021	226212	Sweetwater Authority	01/21/2020	Bill Review Fee	8.50
02/02/2021	226212	Panoche Water District	05/13/2020	Bill Review Fee	8.50
02/02/2021	226212	Panoche Water District	05/13/2020	Bill Review Fee	6.08
02/02/2021	226212	Panoche Water District	05/13/2020	Bill Review Fee	8.50
02/02/2021	226212	Panoche Water District	05/13/2020	Bill Review Fee	6.08
02/02/2021	226212	Panoche Water District	05/13/2020	Bill Review Fee	8.50
02/02/2021	226212	Panoche Water District	05/13/2020	Bill Review Fee	6.08
02/02/2021	226212	Desert Water Agency	12/09/2020	Bill Review Fee	8.50
02/02/2021	226212	Desert Water Agency	12/09/2020	Bill Review Fee	1.44
02/02/2021	226212	Orange County Water District	10/07/2020	Bill Review Fee	8.50
02/02/2021	226212	Orange County Water District	10/07/2020	Bill Review Fee	2.42
02/02/2021	226212	Orange County Water District	10/07/2020	Bill Review Fee	8.50
02/02/2021	226212	Orange County Water District	10/07/2020	Bill Review Fee	2.27
02/02/2021	226212	Orange County Water District	10/07/2020	Bill Review Fee	8.50
02/02/2021	226212	Orange County Water District	10/07/2020	Bill Review Fee	1.70
02/02/2021	226212	Orange County Water District	10/07/2020	Bill Review Fee	8.50
02/02/2021	226212	Orange County Water District	10/07/2020	Bill Review Fee	2.27
02/02/2021	226212	Orange County Water District	10/07/2020	Bill Review Fee	8.50
02/02/2021	226212	Orange County Water District	10/07/2020	Bill Review Fee	2.27
02/02/2021	226212	Sweetwater Authority	11/25/2020	Bill Review Fee	8.50
02/02/2021	226212	Sweetwater Authority	11/25/2020	Bill Review Fee	0.31
02/02/2021	226212	Walnut Valley Water District	12/26/2019	Bill Review Fee	8.50
02/02/2021	226212	Walnut Valley Water District	12/26/2019	Bill Review Fee	8.68
02/02/2021	226212	Walnut Valley Water District	12/26/2019	Bill Review Fee	8.50
02/02/2021	226212	Walnut Valley Water District	12/26/2019	Bill Review Fee	8.68
02/02/2021	226212	Calleguas Municipal Water District	04/01/2019	Bill Review Fee	0.42

from 02/01/2021  
to 02/15/2021

ACWA Joint Powers Insurance Authority

Sorted By Check

**Claims Payment Report**

<u>Check Date</u>	<u>Check Number</u>	<u>District Name</u>	<u>Claim Date</u>	<u>Transaction Type</u>	<u>Amount</u>
02/02/2021	226212	Calleguas Municipal Water District	04/01/2019	Bill Review Fee	8.50
02/02/2021	226212	Otay Water District	12/21/2020	Bill Review Fee	8.50
02/02/2021	226212	Otay Water District	12/21/2020	Bill Review Fee	8.50
02/02/2021	226212	Valley Center Municipal Water District	08/16/2020	Bill Review Fee	8.50
02/02/2021	226212	Valley Center Municipal Water District	08/16/2020	Bill Review Fee	21.80
02/02/2021	226212	El Toro Water District	05/31/2018	Bill Review Fee	8.50
02/02/2021	226212	El Toro Water District	05/31/2018	Bill Review Fee	8.33
02/02/2021	226212	Alameda County Water District	09/30/2020	Bill Review Fee	8.50
02/02/2021	226212	Alameda County Water District	09/30/2020	Bill Review Fee	8.50
02/02/2021	226212	Alameda County Water District	09/30/2020	Bill Review Fee	8.50
02/02/2021	226212	Alameda County Water District	09/30/2020	Bill Review Fee	8.50
02/02/2021	226212	South Montebello Irrigation District	11/28/2020	Bill Review Fee	8.50
02/02/2021	226212	South Montebello Irrigation District	11/28/2020	Bill Review Fee	3.11
02/02/2021	226212	South Montebello Irrigation District	11/28/2020	Bill Review Fee	8.50
02/02/2021	226212	South Montebello Irrigation District	11/28/2020	Bill Review Fee	4.00
02/02/2021	226212	South Montebello Irrigation District	11/28/2020	Bill Review Fee	8.50
02/02/2021	226212	South Montebello Irrigation District	11/28/2020	Bill Review Fee	3.15
02/02/2021	226212	Reclamation District #108	11/09/2020	Bill Review Fee	8.50
02/02/2021	226212	Reclamation District #108	11/09/2020	Bill Review Fee	0.58
02/02/2021	226212	Western Municipal Water District	11/21/2019	Bill Review Fee	8.50
02/02/2021	226212	Western Municipal Water District	11/21/2019	Bill Review Fee	1.17
02/02/2021	226212	San Dieguito Water District	09/23/2020	Bill Review Fee	8.50
02/02/2021	226212	San Dieguito Water District	09/23/2020	Bill Review Fee	1.48
02/02/2021	226212	San Dieguito Water District	09/23/2020	Bill Review Fee	8.50
02/02/2021	226212	San Dieguito Water District	09/23/2020	Bill Review Fee	1.09
02/02/2021	226212	Carpinteria Valley Water District	01/29/2018	Bill Review Fee	8.50
02/02/2021	226212	Helix Water District	07/23/2019	Bill Review Fee	12.89
02/02/2021	226212	Helix Water District	07/23/2019	Bill Review Fee	8.50
02/02/2021	226212	Kern County Water Agency	09/16/2016	Bill Review Fee	8.50
02/02/2021	226212	Kern County Water Agency	09/16/2016	Bill Review Fee	12.56
02/02/2021	226212	Solano Irrigation District	08/19/2019	Bill Review Fee	8.50
02/02/2021	226212	Merced Irrigation District	12/22/2020	Bill Review Fee	8.50
02/02/2021	226212	Merced Irrigation District	12/22/2020	Bill Review Fee	1.31
02/02/2021	226212	Merced Irrigation District	12/22/2020	Bill Review Fee	8.50
02/02/2021	226212	Merced Irrigation District	12/22/2020	Bill Review Fee	12.30
02/02/2021	226212	Merced Irrigation District	08/08/2020	Bill Review Fee	8.50
02/02/2021	226212	Merced Irrigation District	08/08/2020	Bill Review Fee	40.67
02/02/2021	226212	Merced Irrigation District	08/08/2020	Bill Review Fee	8.50
02/02/2021	226212	Merced Irrigation District	08/08/2020	Bill Review Fee	11.51
02/02/2021	226212	Merced Irrigation District	08/08/2020	Bill Review Fee	8.50
02/02/2021	226212	Merced Irrigation District	08/08/2020	Bill Review Fee	8.38
02/02/2021	226212	Valley Center Municipal Water District	09/12/2018	Bill Review Fee	8.50
02/02/2021	226212	Valley Center Municipal Water District	09/12/2018	Bill Review Fee	8.50
02/02/2021	226212	Valley Center Municipal Water District	09/12/2018	Bill Review Fee	8.50

from 02/01/2021  
to 02/15/2021

ACWA Joint Powers Insurance Authority

Sorted By Check

**Claims Payment Report**

<u>Check Date</u>	<u>Check Number</u>	<u>District Name</u>	<u>Claim Date</u>	<u>Transaction Type</u>	<u>Amount</u>
02/02/2021	226212	Valley Center Municipal Water District	09/12/2018	Bill Review Fee	8.50
02/02/2021	226212	Valley Center Municipal Water District	09/12/2018	Bill Review Fee	8.50
02/02/2021	226212	El Dorado Irrigation District	06/14/2008	Bill Review Fee	8.50
02/02/2021	226212	El Dorado Irrigation District	06/14/2008	Bill Review Fee	7.19
02/02/2021	226213	Cucamonga Valley Water District	12/21/2020	Medical, general	208.09
02/02/2021	226214	Cucamonga Valley Water District	12/21/2020	Medical, general	111.16
02/02/2021	226215	Stockton-East Water District	09/21/2020	Physical therapy	356.82
02/02/2021	226216	Reclamation District #108	06/29/2020	Medical, general	74.30
02/02/2021	226217	Sweetwater Authority	09/12/2020	Physical therapy	135.87
02/02/2021	226218	Mission Springs Water District	12/30/2020	Medical, general	109.77
02/02/2021	226219	Desert Water Agency	12/09/2020	Medical, general	109.77
02/02/2021	226220	Cucamonga Valley Water District	12/21/2020	Investigation/Subrosa	1,384.62
02/02/2021	226221	Rancho California Water District	01/04/2021	Investigation/Subrosa	584.30
02/02/2021	226222	Mesa Water District	10/31/2012	PPD	540.00
02/02/2021	226223	Walnut Valley Water District	08/14/2020	Mileage	33.52
02/02/2021	226224	Laguna Beach County Water District	06/11/2020	TTD	1,209.61
02/02/2021	226225	Laguna Beach County Water District	06/11/2020	PPD	207.14
02/02/2021	226226	Laguna Beach County Water District	10/29/2019	TTD	672.01
02/02/2021	226227	El Toro Water District	06/22/2015	Medical, general	303.22
02/02/2021	226228	Sweetwater Authority	12/11/2018	PPD	580.00
02/02/2021	226229	Western Municipal Water District	10/23/2007	PPD	540.00
02/02/2021	226230	Water Employee Services Authority	10/09/2020	Medical, general	15.00
02/02/2021	226231	Panoche Water District	08/17/2019	Deposition/Witness fees	851.00
02/02/2021	226232	Fresno Metropolitan Flood Control District	08/25/2018	TTD	1,907.66
02/02/2021	226233	Fresno Metropolitan Flood Control District	08/25/2018	Wage loss	166.92
02/02/2021	226234	Kaweah Delta Water Conservation District	03/22/2019	C&R/Future Medical	1,500.00
02/02/2021	226235	Orange County Water District	11/17/2003	Pharmacy	25.36
02/02/2021	226236	El Toro Water District	06/22/2015	Pharmacy	18.05
02/02/2021	226237	San Juan Water District	01/26/2016	Pharmacy	22.85
02/02/2021	226238	Kings River Conservation District	11/18/2016	Pharmacy	8.53
02/02/2021	226239	Glenn-Colusa Irrigation District	05/08/2019	Pharmacy	53.19
02/02/2021	226240	Tahoe City Public Utility District	08/11/2020	Pharmacy	25.28
02/02/2021	226241	Alameda County Water District	09/30/2020	Pharmacy	8.05
02/02/2021	226242	Solano Irrigation District	07/15/2014	Medical, general	118.34
02/02/2021	226243	Padre Dam Municipal Water District	12/26/2001	Deposition/Witness fees	1,170.00
02/02/2021	226244	Santa Clarita Valley Water Agency	01/01/2020	Medical, general	12.25
02/02/2021	226245	Santa Clarita Valley Water Agency	01/01/2020	Physical therapy	194.39
02/02/2021	226246	American River Flood Control District	11/04/2020	Medical, general	107.33
02/02/2021	226247	Western Municipal Water District	12/21/2020	Medical, general	107.45
02/02/2021	226248	South Montebello Irrigation District	11/28/2020	Physical therapy	165.27
02/02/2021	226249	Rancho California Water District	11/19/2020	Medical, general	258.61
02/02/2021	226250	Vallecitos Water District	01/19/2011	Physical therapy	157.09
02/02/2021	226251	Santa Clarita Valley Water Agency	01/01/2020	Physical therapy	128.43
02/02/2021	226252	Santa Clarita Valley Water Agency	12/10/2020	Medical, general	186.73

from 02/01/2021  
to 02/15/2021

ACWA Joint Powers Insurance Authority

Sorted By Check

## Claims Payment Report

<u>Check Date</u>	<u>Check Number</u>	<u>District Name</u>	<u>Claim Date</u>	<u>Transaction Type</u>	<u>Amount</u>
02/02/2021	226253	Clearlake Oaks County Water District	12/11/2020	Medical, general	95.72
02/02/2021	226254	South Montebello Irrigation District	11/28/2020	Medical, general	212.43
02/02/2021	226255	South Montebello Irrigation District	11/28/2020	Physical therapy	167.14
02/02/2021	226256	Santa Clarita Valley Water Agency	12/10/2020	Medical, general	12.89
02/02/2021	226257	Palmdale Water District	12/03/2020	Diagnostics	344.52
02/02/2021	226258	Santa Fe Irrigation District	04/16/2020	Medical, general	111.16
02/02/2021	226259	Santa Fe Irrigation District	04/16/2020	Medical, general	111.16
02/02/2021	226260	Santa Fe Irrigation District	04/16/2020	Medical, general	111.16
02/02/2021	226261	Santa Fe Irrigation District	09/03/2020	Medical, general	111.16
02/02/2021	226262	Orange County Water District	10/16/2018	C&R	6,540.00
02/02/2021	226263	Orange County Water District	10/16/2018	C&R/Future Medical	23,460.00
02/02/2021	226264	Panoche Water District	05/13/2020	Medical, general	137.87
02/02/2021	226265	Palmdale Water District	03/23/2015	Medical, general	216.26
02/02/2021	226266	Mesa Water District	07/30/2020	Medical, general	158.00
02/02/2021	226267	Orange County Water District	10/07/2020	Chiropractor	161.06
02/02/2021	226268	Orange County Water District	10/07/2020	Chiropractor	150.73
02/02/2021	226269	Orange County Water District	11/09/2020	Medical, general	158.00
02/02/2021	226270	Walnut Valley Water District	12/26/2019	Physical therapy	104.13
02/02/2021	226271	Kaweah Delta Water Conservation District	03/22/2019	C&R/Future Medical	8,031.25
02/02/2021	226272	Merced Irrigation District	12/22/2020	Medical, general	111.16
02/02/2021	226273	Merced Irrigation District	08/08/2020	Surgery Costs	921.90
02/02/2021	226274	Valley Center Municipal Water District	08/16/2020	Medical, general	477.40
02/02/2021	226275	Kern County Water Agency	09/16/2016	Medical, general	111.16
02/02/2021	226276	Tuolumne Utilities District	11/02/2020	Medical, general	87.54
02/02/2021	226277	Carmichael Water District	12/12/2019	Medical, general	111.16
02/02/2021	226278	Laguna Beach County Water District	10/29/2019	Physical therapy	128.03
02/02/2021	226279	Laguna Beach County Water District	06/11/2020	Physical therapy	129.80
02/02/2021	226280	Laguna Beach County Water District	10/29/2019	Physical therapy	128.03
02/02/2021	226281	Sweetwater Authority	02/28/2020	Physical therapy	185.69
02/02/2021	226282	Sweetwater Authority	02/28/2020	Physical therapy	153.62
02/02/2021	226283	Sweetwater Authority	02/28/2020	Physical therapy	151.45
02/02/2021	226284	Truckee Donner Public Utility District	11/12/2020	Medical, general	110.17
02/02/2021	226285	Truckee Donner Public Utility District	11/06/2020	Diagnostics	2,901.70
02/02/2021	226286	Water Employee Services Authority	01/04/2021	Medical, general	154.70
02/02/2021	226287	Calleguas Municipal Water District	04/01/2019	Medical, general	166.73
02/02/2021	226288	Orange County Water District	11/09/2020	Medical, general	164.59
02/02/2021	226289	Walnut Valley Water District	02/13/2014	Medical, general	1,250.00
02/02/2021	226290	Solano Irrigation District	08/19/2019	Mileage	47.67
02/02/2021	226291	Browns Valley Irrigation District	02/05/2020	Mileage	388.50
02/02/2021	226292	Browns Valley Irrigation District	02/05/2020	TTD	1,898.01
02/02/2021	226293	Merced Irrigation District	12/22/2020	TTD	1,350.86
02/02/2021	226294	San Dieguito Water District	09/23/2020	Medical, general	112.15
02/02/2021	226295	Merced Irrigation District	08/08/2020	Physical therapy	138.11
02/02/2021	226296	Merced Irrigation District	08/08/2020	Physical therapy	100.56



from 02/01/2021  
to 02/15/2021

ACWA Joint Powers Insurance Authority

Sorted By Check

# Claims Payment Report

<u>Check Date</u>	<u>Check Number</u>	<u>District Name</u>	<u>Claim Date</u>	<u>Transaction Type</u>	<u>Amount</u>
02/04/2021	226297	Moulton Niguel Water District	03/01/2017	Expert	881.56
02/04/2021	226298	Moulton Niguel Water District	03/01/2017	Expert	803.74
02/04/2021	226299	Merced Irrigation District	09/15/2017	Expense General	776.25
02/04/2021	226300	Merced Irrigation District	09/15/2017	Expense General	5,962.50
02/04/2021	226301	Montecito Water District	08/03/2020	Liability - Property Damage	7,000.00
02/04/2021	226302	Centerville Community Services District	10/23/2020	Defense Attorney	969.00
02/04/2021	226303	Merced Irrigation District	11/14/2019	Defense Attorney	817.00
02/04/2021	226304	Rosedale-Rio Bravo Water Storage Distric	08/07/2019	Defense Attorney	2,839.00
02/04/2021	226305	Rosedale-Rio Bravo Water Storage Distric	08/07/2019	Expense General	403.65
02/04/2021	226306	Yolo County Flood Control & Water Conse	01/10/2020	Defense Attorney	855.00
02/04/2021	226307	Yolo County Flood Control & Water Conse	01/10/2020	Expense General	9.95
02/04/2021	226308	Sacramento Suburban Water District	12/19/2019	Defense Attorney	608.00
02/04/2021	226309	Sutter Extension Water District	09/01/2019	Defense Attorney	1,121.00
02/04/2021	226310	Madera Irrigation District	11/22/2017	Defense Attorney	4,845.00
02/04/2021	226311	Madera Irrigation District	11/22/2017	Expense General	687.60
02/04/2021	226312	Fresno Irrigation District	01/10/2018	Defense Attorney	4,199.00
02/04/2021	226313	Montecito Water District	08/03/2020	Liability - Property Damage	219.00
02/04/2021	226314	Soquel Creek Water District	08/12/2020	Liability - Property Damage	2,776.00
02/04/2021	226315	Littlerock Creek Irrigation District	12/09/2020	Property - District Property	16,872.98
02/04/2021	226316	Santa Clarita Valley Water Agency	08/13/2020	Liability - Property Damage	5,128.28
02/04/2021	226317	Merced Irrigation District	09/15/2017	Expense General	4,850.54
02/04/2021	226318	Santa Clarita Valley Water Agency	09/07/2020	Liability - Property Damage	22,836.58
02/04/2021	226319	El Dorado Irrigation District	01/28/2021	Appraiser	150.00
02/04/2021	226320	Rancho California Water District	07/15/2019	Expense General	1,248.00
02/04/2021	226321	Rancho California Water District	07/15/2019	Expense General	1,205.55
02/04/2021	226322	Valley Center Municipal Water District	09/12/2018	Physical therapy	149.61
02/04/2021	226323	El Dorado Irrigation District	10/21/2020	Physical therapy	100.31
02/04/2021	226324	El Dorado Irrigation District	10/21/2020	Physical therapy	100.31
02/04/2021	226325	Stockton-East Water District	11/27/2019	Medical, general	99.69
02/04/2021	226326	Santa Clarita Valley Water Agency	10/13/2015	Medical, general	6,000.00
02/04/2021	226327	Vista Irrigation District	02/04/2019	TTD	2,196.52
02/04/2021	226328	Kings River Conservation District	11/18/2016	Medical, general	118.83
02/04/2021	226329	South Feather Water and Power Agency	10/22/2020	Medical, general	125.83
02/04/2021	226330	El Toro Water District	05/31/2018	Medical, general	87.89
02/04/2021	226331	Desert Water Agency	08/22/2020	Mileage	8.40
02/04/2021	226332	Sweetwater Authority	12/11/2018	Bill Review Fee	8.50
02/04/2021	226332	Sweetwater Authority	12/11/2018	Bill Review Fee	8.50
02/04/2021	226332	Sweetwater Authority	12/11/2018	Bill Review Fee	8.50
02/04/2021	226332	San Luis & Delta-Mendota Water Authority	01/11/2021	Bill Review Fee	8.50
02/04/2021	226332	San Luis & Delta-Mendota Water Authority	01/11/2021	Bill Review Fee	19.05
02/04/2021	226332	San Luis & Delta-Mendota Water Authority	01/11/2021	Bill Review Fee	8.50
02/04/2021	226332	San Luis & Delta-Mendota Water Authority	01/11/2021	Bill Review Fee	6.99
02/04/2021	226332	Santa Clarita Valley Water Agency	11/17/2020	Bill Review Fee	8.50
02/04/2021	226332	Santa Clarita Valley Water Agency	11/17/2020	Bill Review Fee	6.17

from 02/01/2021  
to 02/15/2021

ACWA Joint Powers Insurance Authority

Sorted By Check

## Claims Payment Report

<u>Check Date</u>	<u>Check Number</u>	<u>District Name</u>	<u>Claim Date</u>	<u>Transaction Type</u>	<u>Amount</u>
02/04/2021	226332	Walnut Valley Water District	08/14/2020	Bill Review Fee	8.50
02/04/2021	226332	Laguna Beach County Water District	10/29/2019	Bill Review Fee	8.50
02/04/2021	226332	Orange County Water District	11/09/2020	Bill Review Fee	8.50
02/04/2021	226332	Bella Vista Water District	04/16/2019	Bill Review Fee	8.50
02/04/2021	226332	South Feather Water and Power Agency	10/22/2020	Bill Review Fee	8.50
02/04/2021	226332	South Feather Water and Power Agency	10/22/2020	Bill Review Fee	6.90
02/04/2021	226332	El Toro Water District	06/22/2015	Bill Review Fee	8.50
02/04/2021	226332	Soquel Creek Water District	11/16/2020	Bill Review Fee	8.50
02/04/2021	226332	Soquel Creek Water District	11/16/2020	Bill Review Fee	5.19
02/04/2021	226332	Kings River Conservation District	11/18/2016	Bill Review Fee	8.50
02/04/2021	226332	Kings River Conservation District	11/18/2016	Bill Review Fee	14.07
02/04/2021	226332	Soquel Creek Water District	12/10/2020	Bill Review Fee	8.50
02/04/2021	226332	Soquel Creek Water District	12/10/2020	Bill Review Fee	8.50
02/04/2021	226332	Merced Irrigation District	08/08/2020	Bill Review Fee	8.50
02/04/2021	226332	Merced Irrigation District	12/16/2020	Bill Review Fee	8.50
02/04/2021	226332	Merced Irrigation District	12/16/2020	Bill Review Fee	6.77
02/04/2021	226333	Water Employee Services Authority	10/09/2020	TTD	550.59
02/04/2021	226334	South Tahoe Public Utility District	01/07/2021	TTD	775.03
02/04/2021	226335	Sierra Lakes County Water District	09/13/2018	PPD	580.00
02/04/2021	226336	Reclamation District #108	11/09/2020	Medical, general	44.28
02/04/2021	226337	Soquel Creek Water District	12/10/2020	Medical, general	311.98
02/04/2021	226338	Soquel Creek Water District	12/10/2020	Medical, general	144.25
02/04/2021	226339	Sweetwater Authority	12/30/2019	TTD	2,502.76
02/04/2021	226340	Moulton Niguel Water District	01/12/2021	TTD	1,342.40
02/04/2021	226341	Moulton Niguel Water District	01/12/2021	TTD	287.66
02/04/2021	226342	Orange County Water District	11/09/2020	Medical, general	164.59
02/04/2021	226343	East Contra Costa Irrigation District	10/05/2020	TTD	2,242.74
02/04/2021	226344	Yolo County Flood Control & Water Conse	11/21/1991	Life pension	84.00
02/04/2021	226345	Mission Springs Water District	08/21/2011	Medical, general	140.61
02/04/2021	226346	Fresno Metropolitan Flood Control District	02/20/2008	DME Supplies	40.80
02/04/2021	226347	Sweetwater Authority	10/13/2020	TTD	2,598.86
02/04/2021	226348	Alameda County Water District	01/25/2021	TTD	1,937.59
02/04/2021	226349	Soquel Creek Water District	11/16/2020	Medical, general	275.56
02/04/2021	226350	Wheeler Ridge-Maricopa Water Storage D	10/10/2020	Medical, general	180.33
02/04/2021	226351	Sweetwater Authority	12/30/2019	Medical, general	142.71
02/04/2021	226352	Water Employee Services Authority	10/09/2020	Surgery Costs	638.03
02/04/2021	226353	Westborough Water District	12/08/2018	PPD	352.14
02/04/2021	226354	Calaveras County Water District	10/15/2020	Medical, general	74.78
02/04/2021	226355	Calaveras County Water District	10/15/2020	TTD	1,604.94
02/04/2021	226356	Laguna Beach County Water District	11/30/2020	Diagnostics	325.37
02/04/2021	226357	Bella Vista Water District	04/16/2019	Diagnostics	587.53
02/04/2021	226358	Merced Irrigation District	08/08/2020	Medical, general	11.42
02/04/2021	226359	Sweetwater Authority	12/11/2018	Physical therapy	152.76
02/04/2021	226360	Sweetwater Authority	12/11/2018	Physical therapy	152.76

from 02/01/2021  
to 02/15/2021

ACWA Joint Powers Insurance Authority

Sorted By Check

## Claims Payment Report

<u>Check Date</u>	<u>Check Number</u>	<u>District Name</u>	<u>Claim Date</u>	<u>Transaction Type</u>	<u>Amount</u>
02/04/2021	226361	Sweetwater Authority	12/11/2018	Physical therapy	152.76
02/04/2021	226362	Sweetwater Authority	12/11/2018	Physical therapy	152.76
02/04/2021	226363	Sweetwater Authority	12/11/2018	Physical therapy	152.76
02/04/2021	226364	Sweetwater Authority	12/11/2018	Physical therapy	152.76
02/04/2021	226365	Walnut Valley Water District	08/14/2020	Physical therapy	132.67
02/04/2021	226366	Alameda County Water District	11/21/2020	DME Supplies	29.17
02/04/2021	226367	Valley of the Moon Water District	03/26/2020	Medical, general	86.65
02/04/2021	226368	Mid-Peninsula Water District	11/25/2020	Medical, general	205.83
02/04/2021	226369	Clearlake Oaks County Water District	12/11/2020	Medical, general	95.72
02/04/2021	226370	Santa Clarita Valley Water Agency	11/17/2020	Medical, general	328.10
02/04/2021	226371	San Luis & Delta-Mendota Water Authority	01/11/2021	Medical, general	199.07
02/04/2021	226372	San Luis & Delta-Mendota Water Authority	01/11/2021	Medical, general	125.65
02/04/2021	226373	Panoche Water District	05/13/2020	Medical, general	137.87
02/04/2021	226374	Panoche Water District	05/13/2020	Medical, general	137.87
02/04/2021	226375	Santa Clarita Valley Water Agency	01/25/2021	TTD	440.08
02/04/2021	226376	Yorba Linda Water District	09/09/2019	Medical, general	702.65
02/04/2021	226377	Orange County Water District	10/07/2020	Medical, general	112.94
02/04/2021	226378	Orange County Water District	11/09/2020	Medical, general	112.94
02/04/2021	226379	Orange County Water District	10/07/2020	Chiropractor	150.73
02/04/2021	226380	Orange County Water District	10/07/2020	Chiropractor	150.73
02/04/2021	226381	Walnut Valley Water District	12/26/2019	Physical therapy	104.13
02/04/2021	226382	El Toro Water District	06/22/2015	Medical, general	164.59
02/04/2021	226383	Merced Irrigation District	12/16/2020	Medical, general	111.16
02/04/2021	226384	Santa Clarita Valley Water Agency	12/10/2020	Medical, general	443.29
02/04/2021	226385	Sweetwater Authority	01/21/2020	Medical, general	74.89
02/04/2021	226386	Sweetwater Authority	11/25/2020	Medical, general	75.60
02/04/2021	226387	Sweetwater Authority	02/28/2020	Medical, general	75.60
02/04/2021	226388	Helix Water District	08/12/2020	Medical, general	114.89
02/04/2021	226389	Otay Water District	12/21/2020	Medical, general	150.00
02/04/2021	226390	Otay Water District	12/21/2020	Medical, general	117.89
02/04/2021	226391	Sweetwater Authority	10/08/2020	Medical, general	92.00
02/04/2021	226392	El Dorado Irrigation District	06/14/2008	Medical, general	86.65
02/04/2021	226393	Trabuco Canyon Water District	10/22/2015	PPD	580.00
02/04/2021	226394	Solano Irrigation District	08/19/2019	Medical, general	119.65
02/04/2021	226395	Water Employee Services Authority	11/13/2020	Medical, general	107.39
02/04/2021	226396	Water Employee Services Authority	11/13/2020	Medical, general	85.67
02/04/2021	226397	Orange County Water District	11/09/2020	Medical, general	72.24
02/04/2021	226398	Western Municipal Water District	11/21/2019	Physical therapy	111.40
02/04/2021	226399	San Dieguito Water District	09/23/2020	Physical therapy	82.88
02/09/2021	226400	Merced Irrigation District	05/12/2020	Expert	281.25
02/09/2021	226401	Sutter Extension Water District	09/01/2019	Expert	487.50
02/09/2021	226402	Santa Clarita Valley Water Agency	10/16/2019	Expense General	73.20
02/09/2021	226403	Santa Clarita Valley Water Agency	10/16/2019	Expense General	120.75
02/09/2021	226404	Santa Clarita Valley Water Agency	10/16/2019	Expense General	57.00

from 02/01/2021  
to 02/15/2021

ACWA Joint Powers Insurance Authority

Sorted By Check

## Claims Payment Report

<u>Check Date</u>	<u>Check Number</u>	<u>District Name</u>	<u>Claim Date</u>	<u>Transaction Type</u>	<u>Amount</u>
02/09/2021	226405	Santa Clarita Valley Water Agency	10/16/2019	Expense General	87.00
02/09/2021	226406	Santa Clarita Valley Water Agency	10/16/2019	Expense General	72.00
02/09/2021	226407	Santa Clarita Valley Water Agency	10/16/2019	Expense General	63.00
02/09/2021	226408	Santa Clarita Valley Water Agency	10/16/2019	Expense General	77.00
02/09/2021	226409	South Sutter Water District	11/09/2020	Property - District Property	2,856.90
02/09/2021	226410	Chino Basin Water Conservation District	10/21/2020	Property - District Property	2,628.21
02/09/2021	226411	Carmichael Water District	10/09/2020	Liability - Small Claims	3,000.00
02/09/2021	226412	Carmichael Water District	10/06/2020	Liability - Small Claims	185.00
02/09/2021	226413	El Dorado Irrigation District	11/20/2020	Liability - Small Claims	125.00
02/09/2021	226414	El Dorado Irrigation District	12/08/2020	Liability - Small Claims	2,229.47
02/09/2021	226415	Marina Coast Water District	04/20/2020	Liability - Property Damage	1,727.11
02/09/2021	226416	Valley County Water District	11/17/2020	Liability - Property Damage	2,144.31
02/09/2021	226417	Marina Coast Water District	04/20/2020	Liability - Property Damage	265.48
02/09/2021	226418	Calleguas Municipal Water District	07/31/2017	PPD	580.00
02/09/2021	226419	Clearlake Oaks County Water District	12/11/2020	Hospital (Inpatient)	654.77
02/09/2021	226420	Clearlake Oaks County Water District	12/11/2020	Hospital (Inpatient)	1,420.54
02/09/2021	226421	Sweetwater Authority	08/16/2017	Physical therapy	91.12
02/09/2021	226422	Patterson Irrigation District	08/09/2012	Medical, general	117.06
02/09/2021	226423	Desert Water Agency	08/22/2020	Photocopy	30.00
02/09/2021	226424	Desert Water Agency	08/22/2020	Photocopy	180.00
02/09/2021	226425	Desert Water Agency	08/22/2020	Photocopy	30.00
02/09/2021	226426	Orange County Water District	11/09/2020	Medical, general	107.89
02/09/2021	226427	Clearlake Oaks County Water District	12/11/2020	TTD	177.11
02/09/2021	226428	Stockton-East Water District	11/27/2019	Anesthesiologist	165.99
02/09/2021	226429	Paradise Irrigation District	12/21/2020	Medical, general	226.02
02/09/2021	226430	Paradise Irrigation District	12/21/2020	Medical, general	226.02
02/09/2021	226431	Paradise Irrigation District	12/21/2020	Medical, general	270.56
02/09/2021	226432	Sweetwater Authority	12/11/2018	Bill Review Fee	8.50
02/09/2021	226432	Sweetwater Authority	12/11/2018	Bill Review Fee	8.50
02/09/2021	226432	Santa Fe Irrigation District	04/16/2020	Bill Review Fee	8.50
02/09/2021	226432	Santa Fe Irrigation District	04/16/2020	Bill Review Fee	99.89
02/09/2021	226432	Santa Fe Irrigation District	04/16/2020	Bill Review Fee	8.50
02/09/2021	226432	Sweetwater Authority	02/28/2020	Bill Review Fee	8.50
02/09/2021	226432	Sweetwater Authority	02/28/2020	Bill Review Fee	1.99
02/09/2021	226432	Sweetwater Authority	02/28/2020	Bill Review Fee	8.50
02/09/2021	226432	Sweetwater Authority	02/28/2020	Bill Review Fee	2.10
02/09/2021	226432	Sweetwater Authority	02/28/2020	Bill Review Fee	8.50
02/09/2021	226432	Sweetwater Authority	02/28/2020	Bill Review Fee	7.85
02/09/2021	226432	Yorba Linda Water District	10/15/2020	Bill Review Fee	8.50
02/09/2021	226432	Yorba Linda Water District	10/15/2020	Bill Review Fee	14.19
02/09/2021	226432	Yorba Linda Water District	09/09/2019	Bill Review Fee	8.50
02/09/2021	226432	Three Valleys Municipal Water District	07/17/2019	Bill Review Fee	0.17
02/09/2021	226432	Palmdale Water District	03/23/2015	Bill Review Fee	8.50
02/09/2021	226432	Alameda County Water District	09/16/2020	Bill Review Fee	8.50

from 02/01/2021  
to 02/15/2021

ACWA Joint Powers Insurance Authority

Sorted By Check

## Claims Payment Report

<u>Check Date</u>	<u>Check Number</u>	<u>District Name</u>	<u>Claim Date</u>	<u>Transaction Type</u>	<u>Amount</u>
02/09/2021	226432	Glenn-Colusa Irrigation District	05/08/2019	Bill Review Fee	3.32
02/09/2021	226432	Glenn-Colusa Irrigation District	05/08/2019	Bill Review Fee	8.50
02/09/2021	226432	Santa Clarita Valley Water Agency	01/01/2020	Bill Review Fee	8.50
02/09/2021	226432	Santa Clarita Valley Water Agency	01/01/2020	Bill Review Fee	2.42
02/09/2021	226432	Santa Clarita Valley Water Agency	01/01/2020	Bill Review Fee	8.50
02/09/2021	226432	Walnut Valley Water District	08/14/2020	Bill Review Fee	8.50
02/09/2021	226432	Walnut Valley Water District	08/14/2020	Bill Review Fee	8.50
02/09/2021	226432	Solano Irrigation District	03/06/2020	Bill Review Fee	8.50
02/09/2021	226432	Solano Irrigation District	03/06/2020	Bill Review Fee	21.10
02/09/2021	226432	Laguna Beach County Water District	11/30/2020	Bill Review Fee	8.50
02/09/2021	226432	Laguna Beach County Water District	11/30/2020	Bill Review Fee	5.39
02/09/2021	226432	Laguna Beach County Water District	11/30/2020	Bill Review Fee	8.50
02/09/2021	226432	Laguna Beach County Water District	11/30/2020	Bill Review Fee	3.98
02/09/2021	226432	Vista Irrigation District	12/07/2020	Bill Review Fee	8.50
02/09/2021	226432	Vista Irrigation District	12/07/2020	Bill Review Fee	1.48
02/09/2021	226432	Sweetwater Authority	08/16/2017	Bill Review Fee	8.50
02/09/2021	226432	Alameda County Water District	11/21/2020	Bill Review Fee	8.50
02/09/2021	226432	Alameda County Water District	11/21/2020	Bill Review Fee	11.36
02/09/2021	226432	El Dorado Irrigation District	10/21/2020	Bill Review Fee	8.50
02/09/2021	226432	El Dorado Irrigation District	10/21/2020	Bill Review Fee	8.50
02/09/2021	226432	Stockton-East Water District	02/28/2004	Bill Review Fee	8.50
02/09/2021	226432	Stockton-East Water District	02/28/2004	Bill Review Fee	3.79
02/09/2021	226432	Stockton-East Water District	02/28/2004	Bill Review Fee	8.50
02/09/2021	226432	Stockton-East Water District	02/28/2004	Bill Review Fee	2.63
02/09/2021	226432	Tahoe City Public Utility District	05/08/2020	Bill Review Fee	8.50
02/09/2021	226432	Tahoe City Public Utility District	05/08/2020	Bill Review Fee	11.33
02/09/2021	226432	Clearlake Oaks County Water District	12/11/2020	Bill Review Fee	226.62
02/09/2021	226432	Clearlake Oaks County Water District	12/11/2020	Bill Review Fee	120.20
02/09/2021	226432	Clearlake Oaks County Water District	12/11/2020	Bill Review Fee	8.50
02/09/2021	226432	Clearlake Oaks County Water District	12/11/2020	Bill Review Fee	2.87
02/09/2021	226432	Mid-Peninsula Water District	11/25/2020	Bill Review Fee	8.50
02/09/2021	226432	Orange County Water District	11/09/2020	Bill Review Fee	8.50
02/09/2021	226432	Orange County Water District	11/09/2020	Bill Review Fee	11.88
02/09/2021	226432	Orange County Water District	11/09/2020	Bill Review Fee	8.50
02/09/2021	226432	Truckee Donner Public Utility District	07/22/2019	Bill Review Fee	8.50
02/09/2021	226432	Truckee Donner Public Utility District	07/22/2019	Bill Review Fee	11.33
02/09/2021	226432	Scotts Valley Water District	10/28/2019	Bill Review Fee	8.50
02/09/2021	226432	Scotts Valley Water District	10/28/2019	Bill Review Fee	1.01
02/09/2021	226432	Scotts Valley Water District	10/28/2019	Bill Review Fee	8.50
02/09/2021	226432	Scotts Valley Water District	10/28/2019	Bill Review Fee	2.93
02/09/2021	226432	San Juan Water District	08/28/2003	Bill Review Fee	8.50
02/09/2021	226432	San Juan Water District	08/28/2003	Bill Review Fee	12.59
02/09/2021	226432	Patterson Irrigation District	08/09/2012	Bill Review Fee	15.91
02/09/2021	226432	Patterson Irrigation District	08/09/2012	Bill Review Fee	8.50



from 02/01/2021  
to 02/15/2021

ACWA Joint Powers Insurance Authority

Sorted By Check

**Claims Payment Report**

<u>Check Date</u>	<u>Check Number</u>	<u>District Name</u>	<u>Claim Date</u>	<u>Transaction Type</u>	<u>Amount</u>
02/09/2021	226432	Patterson Irrigation District	08/09/2012	Bill Review Fee	8.50
02/09/2021	226432	Stockton-East Water District	11/27/2019	Bill Review Fee	8.50
02/09/2021	226432	Stockton-East Water District	11/27/2019	Bill Review Fee	0.68
02/09/2021	226432	Panoche Water District	08/17/2019	Bill Review Fee	8.50
02/09/2021	226432	Vallecitos Water District	01/19/2011	Bill Review Fee	2.89
02/09/2021	226432	Vallecitos Water District	01/19/2011	Bill Review Fee	8.50
02/09/2021	226432	Vallecitos Water District	01/19/2011	Bill Review Fee	8.50
02/09/2021	226432	Vallecitos Water District	01/19/2011	Bill Review Fee	2.84
02/09/2021	226432	Palmdale Water District	12/03/2020	Bill Review Fee	8.50
02/09/2021	226432	Palmdale Water District	12/03/2020	Bill Review Fee	8.50
02/09/2021	226432	Soquel Creek Water District	11/16/2020	Bill Review Fee	8.50
02/09/2021	226432	Soquel Creek Water District	11/16/2020	Bill Review Fee	2.93
02/09/2021	226432	Sweetwater Authority	01/21/2020	Bill Review Fee	8.50
02/09/2021	226432	Sweetwater Authority	01/21/2020	Bill Review Fee	3.10
02/09/2021	226432	Fallbrook Public Utility District	10/26/2020	Bill Review Fee	8.50
02/09/2021	226432	Fallbrook Public Utility District	10/26/2020	Bill Review Fee	5.26
02/09/2021	226432	Vallecitos Water District	01/14/2016	Bill Review Fee	8.50
02/09/2021	226432	Vallecitos Water District	01/14/2016	Bill Review Fee	7.16
02/09/2021	226432	Vallecitos Water District	01/14/2016	Bill Review Fee	8.50
02/09/2021	226432	Vallecitos Water District	01/14/2016	Bill Review Fee	14.31
02/09/2021	226432	Alameda County Water District	12/03/2020	Bill Review Fee	8.50
02/09/2021	226432	Alameda County Water District	12/03/2020	Bill Review Fee	8.50
02/09/2021	226432	Alameda County Water District	09/30/2020	Bill Review Fee	8.50
02/09/2021	226432	Alameda County Water District	09/30/2020	Bill Review Fee	8.50
02/09/2021	226432	Western Municipal Water District	11/21/2019	Bill Review Fee	8.50
02/09/2021	226432	Western Municipal Water District	11/21/2019	Bill Review Fee	1.28
02/09/2021	226432	Western Municipal Water District	11/21/2019	Bill Review Fee	8.50
02/09/2021	226432	Western Municipal Water District	11/21/2019	Bill Review Fee	1.44
02/09/2021	226432	San Dieguito Water District	09/23/2020	Bill Review Fee	8.50
02/09/2021	226432	San Dieguito Water District	09/23/2020	Bill Review Fee	1.09
02/09/2021	226432	San Dieguito Water District	09/23/2020	Bill Review Fee	8.50
02/09/2021	226432	San Dieguito Water District	09/23/2020	Bill Review Fee	13.49
02/09/2021	226432	Carpinteria Valley Water District	01/29/2018	Bill Review Fee	8.50
02/09/2021	226432	Paradise Irrigation District	12/21/2020	Bill Review Fee	8.50
02/09/2021	226432	Paradise Irrigation District	12/21/2020	Bill Review Fee	1.19
02/09/2021	226432	Paradise Irrigation District	12/21/2020	Bill Review Fee	8.50
02/09/2021	226432	Paradise Irrigation District	12/21/2020	Bill Review Fee	11.94
02/09/2021	226432	Paradise Irrigation District	12/21/2020	Bill Review Fee	8.50
02/09/2021	226432	Paradise Irrigation District	12/21/2020	Bill Review Fee	9.97
02/09/2021	226432	Paradise Irrigation District	12/21/2020	Bill Review Fee	8.50
02/09/2021	226432	Paradise Irrigation District	12/21/2020	Bill Review Fee	9.97
02/09/2021	226432	Merced Irrigation District	12/22/2020	Bill Review Fee	8.50
02/09/2021	226432	Merced Irrigation District	12/22/2020	Bill Review Fee	3.12
02/09/2021	226432	South Tahoe Public Utility District	06/25/2019	Bill Review Fee	8.50

from 02/01/2021  
to 02/15/2021

ACWA Joint Powers Insurance Authority

Sorted By Check

## Claims Payment Report

<u>Check Date</u>	<u>Check Number</u>	<u>District Name</u>	<u>Claim Date</u>	<u>Transaction Type</u>	<u>Amount</u>
02/09/2021	226432	South Tahoe Public Utility District	06/25/2019	Bill Review Fee	3.64
02/09/2021	226432	Merced Irrigation District	12/16/2020	Bill Review Fee	8.50
02/09/2021	226432	Merced Irrigation District	12/16/2020	Bill Review Fee	1.79
02/09/2021	226432	El Dorado Irrigation District	06/14/2008	Bill Review Fee	4.80
02/09/2021	226433	Santa Clarita Valley Water Agency	01/01/2020	Hospital (Outpatient)	432.65
02/09/2021	226434	Water Employee Services Authority	06/23/2020	TTD	2,598.86
02/09/2021	226435	Laguna Beach County Water District	11/30/2020	Physical therapy	122.02
02/09/2021	226436	Laguna Beach County Water District	11/30/2020	TTD	2,226.66
02/09/2021	226437	Crescenta Valley Water District	09/25/2019	PPD	1,450.00
02/09/2021	226438	Fallbrook Public Utility District	10/26/2020	Medical, general	140.61
02/09/2021	226439	Tuolumne Utilities District	09/14/2020	Mileage	66.08
02/09/2021	226440	Soquel Creek Water District	11/16/2020	Medical, general	155.71
02/09/2021	226441	Stockton-East Water District	02/28/2004	Medical, general	201.40
02/09/2021	226442	Scotts Valley Water District	10/28/2019	Medical, general	155.71
02/09/2021	226443	Scotts Valley Water District	10/28/2019	Diagnostics	53.75
02/09/2021	226444	Vallecitos Water District	01/14/2016	Medical, general	324.38
02/09/2021	226445	Vallecitos Water District	01/14/2016	Medical, general	162.19
02/09/2021	226446	Alameda County Water District	12/03/2020	Diagnostics	362.21
02/09/2021	226447	El Dorado Irrigation District	10/21/2020	Diagnostics	341.59
02/09/2021	226448	Palmdale Water District	12/03/2020	Diagnostics	107.59
02/09/2021	226449	Alameda County Water District	11/21/2020	Diagnostics	362.21
02/09/2021	226450	Carmichael Water District	12/12/2019	TTD	2,502.76
02/09/2021	226451	Clearlake Oaks County Water District	12/11/2020	TTD	762.31
02/09/2021	226452	Sweetwater Authority	01/21/2020	Laboratory fee	20.98
02/09/2021	226453	Sweetwater Authority	10/08/2020	TTD	2,598.86
02/09/2021	226454	Solano Irrigation District	10/30/2003	C&R/Future Medical	5,000.00
02/09/2021	226455	Solano Irrigation District	01/17/2006	C&R/Future Medical	5,000.00
02/09/2021	226456	Solano Irrigation District	11/03/2015	C&R/Future Medical	20,000.00
02/09/2021	226457	Solano Irrigation District	08/12/2019	C&R/Future Medical	35,000.00
02/09/2021	226458	Moulton Niguel Water District	09/02/2020	Photocopy	58.25
02/09/2021	226459	Moulton Niguel Water District	09/02/2020	Photocopy	47.00
02/09/2021	226460	Sweetwater Authority	09/12/2020	TTD	2,461.12
02/09/2021	226461	Carpinteria Valley Water District	01/29/2018	DME Supplies	1,328.01
02/09/2021	226462	Elsinore Valley Municipal Water District	05/05/2014	Pharmacy	77.83
02/09/2021	226463	Merced Irrigation District	11/09/2001	Pharmacy	53.40
02/09/2021	226464	Scotts Valley Water District	07/10/2003	Pharmacy	15.05
02/09/2021	226465	Rancho California Water District	03/18/2008	Pharmacy	51.76
02/09/2021	226466	San Juan Water District	08/28/2003	Pharmacy	496.00
02/09/2021	226467	Wheeler Ridge-Maricopa Water Storage D	02/20/2020	Pharmacy	1,283.33
02/09/2021	226468	Cucamonga Valley Water District	08/13/2020	Pharmacy	14.43
02/09/2021	226469	South Tahoe Public Utility District	01/07/2021	Pharmacy	41.99
02/09/2021	226470	Alameda County Water District	01/25/2021	Pharmacy	27.80
02/09/2021	226471	Sweetwater Authority	10/08/2020	TTD	2,598.86
02/09/2021	226472	Santa Clarita Valley Water Agency	01/01/2020	Physical therapy	128.43

from 02/01/2021  
to 02/15/2021

ACWA Joint Powers Insurance Authority

Sorted By Check

## Claims Payment Report

<u>Check Date</u>	<u>Check Number</u>	<u>District Name</u>	<u>Claim Date</u>	<u>Transaction Type</u>	<u>Amount</u>
02/09/2021	226473	Vallecitos Water District	01/19/2011	Medical, general	153.55
02/09/2021	226474	Vallecitos Water District	01/19/2011	Physical therapy	150.74
02/09/2021	226475	Santa Fe Irrigation District	04/16/2020	Medical, general	416.52
02/09/2021	226476	Three Valleys Municipal Water District	07/17/2019	Medical, general	7.65
02/09/2021	226477	Yuba County Water Agency	05/08/2017	PPD	580.00
02/09/2021	226478	San Juan Water District	08/28/2003	Medical, general	111.16
02/09/2021	226479	Clearlake Oaks County Water District	08/04/2020	Medical, general	19.51
02/09/2021	226480	Sweetwater Authority	02/28/2020	Physical therapy	151.45
02/09/2021	226481	Sweetwater Authority	02/28/2020	Physical therapy	159.70
02/09/2021	226482	Tahoe City Public Utility District	05/08/2020	Medical, general	79.48
02/09/2021	226483	Truckee Donner Public Utility District	07/22/2019	Medical, general	79.48
02/09/2021	226484	El Dorado Irrigation District	10/21/2020	Medical, general	13.00
02/09/2021	226485	Alameda County Water District	02/14/2020	Medical, general	13.00
02/09/2021	226486	Kern County Water Agency	09/16/2016	PPD	580.00
02/09/2021	226487	Walnut Valley Water District	09/26/2019	PPD	8,772.50
02/09/2021	226488	Merced Irrigation District	12/16/2020	Diagnostics	41.07
02/09/2021	226489	Orange County Water District	11/09/2020	Medical, general	72.24
02/09/2021	226490	Western Municipal Water District	10/23/2007	Legal (Defense)	96.00
02/09/2021	226491	Western Municipal Water District	11/21/2019	Physical therapy	136.41
02/09/2021	226492	Western Municipal Water District	11/21/2019	Physical therapy	121.10
02/09/2021	226493	Merced Irrigation District	12/22/2020	Diagnostics	26.74
02/09/2021	226494	San Luis Water District	08/09/2013	Legal (Defense)	229.20
02/09/2021	226495	Kaweah Delta Water Conservation District	03/22/2019	Legal (Defense)	556.57
02/09/2021	226496	Madera Irrigation District	11/22/2017	Liability- Bodily Injury	251,000.00
02/09/2021	226497	Carmichael Water District	10/06/2020	Liability - Small Claims	147.00
02/11/2021	226498	Sutter Extension Water District	09/01/2019	Expert	4,582.00
02/11/2021	226499	Water Employee Services Authority	05/11/2020	Liability - Property Damage	660.00
02/11/2021	226500	Calaveras County Water District	01/16/2021	Property - District Property	16,584.55
02/11/2021	226501	Mesa Water District	11/09/2020	Property - District Property	10,450.04
02/11/2021	226502	Crescenta Valley Water District	05/04/2020	Property - District Property	1,462.93
02/11/2021	226503	Sweetwater Authority	11/29/2020	Liability - Property Damage	1,150.00
02/11/2021	226504	Merced Irrigation District	09/23/2020	Liability - Property Damage	4,350.00
02/11/2021	226505	Paradise Irrigation District	12/21/2020	Diagnostics	55.88
02/11/2021	226506	Sweetwater Authority	02/01/2021	TTD	1,190.70
02/11/2021	226507	Sutter Extension Water District	04/19/2019	TTD	1,318.62
02/11/2021	226508	El Dorado Irrigation District	10/21/2020	Physical therapy	100.31
02/11/2021	226509	Sweetwater Authority	08/16/2017	Physical therapy	91.12
02/11/2021	226510	Sweetwater Authority	08/16/2017	Physical therapy	91.12
02/11/2021	226511	Water Employee Services Authority	01/04/2021	Physical therapy	178.37
02/11/2021	226512	Helix Water District	07/23/2019	Physical therapy	103.11
02/11/2021	226513	Berrenda Mesa Water District	02/25/2013	PPD	460.00
02/11/2021	226514	Palmdale Water District	03/23/2015	Anesthesiologist	623.31
02/11/2021	226515	Merced Irrigation District	11/09/2001	Medical, general	111.16
02/11/2021	226516	Scotts Valley Water District	07/10/2003	Medical, general	262.31

from 02/01/2021  
to 02/15/2021

ACWA Joint Powers Insurance Authority

Sorted By Check

## Claims Payment Report

<u>Check Date</u>	<u>Check Number</u>	<u>District Name</u>	<u>Claim Date</u>	<u>Transaction Type</u>	<u>Amount</u>
02/11/2021	226517	Sweetwater Authority	06/30/2020	Medical, general	413.14
02/11/2021	226518	Sweetwater Authority	03/23/2019	Medical, general	164.53
02/11/2021	226519	San Luis Water District	09/04/2020	TTD	239.48
02/11/2021	226520	South Tahoe Public Utility District	06/25/2019	Physical therapy	346.04
02/11/2021	226521	Glenn-Colusa Irrigation District	05/08/2019	Medical, general	58.20
02/11/2021	226522	Orange County Water District	10/07/2020	Diagnostics	341.07
02/11/2021	226523	Laguna Beach County Water District	01/09/2020	Medical, general	971.45
02/11/2021	226524	Cucamonga Valley Water District	08/13/2020	Bill Review Fee	8.50
02/11/2021	226524	Cucamonga Valley Water District	08/13/2020	Bill Review Fee	16.84
02/11/2021	226524	Sweetwater Authority	12/11/2018	Bill Review Fee	8.50
02/11/2021	226524	San Luis Water District	08/09/2013	Bill Review Fee	8.50
02/11/2021	226524	San Luis Water District	08/09/2013	Bill Review Fee	3.23
02/11/2021	226524	Solano Irrigation District	02/20/2020	Bill Review Fee	18.87
02/11/2021	226524	Solano Irrigation District	02/20/2020	Bill Review Fee	8.50
02/11/2021	226524	Laguna Beach County Water District	01/09/2020	Bill Review Fee	8.50
02/11/2021	226524	Sweetwater Authority	02/28/2020	Bill Review Fee	8.50
02/11/2021	226524	Sweetwater Authority	02/28/2020	Bill Review Fee	2.05
02/11/2021	226524	Santa Clarita Valley Water Agency	12/10/2020	Bill Review Fee	8.50
02/11/2021	226524	Santa Clarita Valley Water Agency	12/10/2020	Bill Review Fee	1.90
02/11/2021	226524	Calleguas Municipal Water District	08/06/2020	Bill Review Fee	8.50
02/11/2021	226524	Cucamonga Valley Water District	12/21/2020	Bill Review Fee	8.50
02/11/2021	226524	Cucamonga Valley Water District	12/21/2020	Bill Review Fee	12.62
02/11/2021	226524	Cucamonga Valley Water District	12/21/2020	Bill Review Fee	8.50
02/11/2021	226524	Cucamonga Valley Water District	12/21/2020	Bill Review Fee	10.88
02/11/2021	226524	Valley of the Moon Water District	11/19/2020	Bill Review Fee	8.50
02/11/2021	226524	Valley of the Moon Water District	11/19/2020	Bill Review Fee	2.74
02/11/2021	226524	Valley of the Moon Water District	11/19/2020	Bill Review Fee	8.50
02/11/2021	226524	Valley of the Moon Water District	11/19/2020	Bill Review Fee	3.13
02/11/2021	226524	Valley of the Moon Water District	11/19/2020	Bill Review Fee	8.50
02/11/2021	226524	Valley of the Moon Water District	11/19/2020	Bill Review Fee	3.32
02/11/2021	226524	Valley of the Moon Water District	11/19/2020	Bill Review Fee	8.50
02/11/2021	226524	Valley of the Moon Water District	11/19/2020	Bill Review Fee	3.13
02/11/2021	226524	Palmdale Water District	03/23/2015	Bill Review Fee	8.50
02/11/2021	226524	Palmdale Water District	03/23/2015	Bill Review Fee	22.00
02/11/2021	226524	Palmdale Water District	03/23/2015	Bill Review Fee	8.50
02/11/2021	226524	Palmdale Water District	03/23/2015	Bill Review Fee	5.00
02/11/2021	226524	Water Employee Services Authority	06/23/2020	Bill Review Fee	17.43
02/11/2021	226524	Water Employee Services Authority	06/23/2020	Bill Review Fee	8.50
02/11/2021	226524	Alameda County Water District	09/16/2020	Bill Review Fee	8.50
02/11/2021	226524	Santa Clarita Valley Water Agency	01/01/2020	Bill Review Fee	8.50
02/11/2021	226524	Santa Clarita Valley Water Agency	01/01/2020	Bill Review Fee	8.50
02/11/2021	226524	Santa Clarita Valley Water Agency	01/01/2020	Bill Review Fee	2.96
02/11/2021	226524	Santa Clarita Valley Water Agency	01/01/2020	Bill Review Fee	2.96
02/11/2021	226524	Walnut Valley Water District	08/14/2020	Bill Review Fee	8.50

from 02/01/2021  
to 02/15/2021

ACWA Joint Powers Insurance Authority

Sorted By Check

## Claims Payment Report

<u>Check Date</u>	<u>Check Number</u>	<u>District Name</u>	<u>Claim Date</u>	<u>Transaction Type</u>	<u>Amount</u>
02/11/2021	226524	Walnut Valley Water District	08/14/2020	Bill Review Fee	8.50
02/11/2021	226524	Walnut Valley Water District	08/14/2020	Bill Review Fee	2.03
02/11/2021	226524	Laguna Beach County Water District	06/11/2020	Bill Review Fee	8.50
02/11/2021	226524	Laguna Beach County Water District	06/11/2020	Bill Review Fee	10.25
02/11/2021	226524	Laguna Beach County Water District	10/29/2019	Bill Review Fee	8.50
02/11/2021	226524	Laguna Beach County Water District	10/29/2019	Bill Review Fee	6.45
02/11/2021	226524	Laguna Beach County Water District	11/30/2020	Bill Review Fee	8.50
02/11/2021	226524	Laguna Beach County Water District	11/30/2020	Bill Review Fee	5.39
02/11/2021	226524	Sweetwater Authority	08/16/2017	Bill Review Fee	8.50
02/11/2021	226524	Sweetwater Authority	08/16/2017	Bill Review Fee	8.50
02/11/2021	226524	Laguna Beach County Water District	08/19/2020	Bill Review Fee	8.50
02/11/2021	226524	Laguna Beach County Water District	08/19/2020	Bill Review Fee	12.44
02/11/2021	226524	Clearlake Oaks County Water District	01/12/2015	Bill Review Fee	8.50
02/11/2021	226524	Clearlake Oaks County Water District	01/12/2015	Bill Review Fee	5.89
02/11/2021	226524	Clearlake Oaks County Water District	12/11/2020	Bill Review Fee	0.04
02/11/2021	226524	Merced Irrigation District	11/09/2001	Bill Review Fee	8.50
02/11/2021	226524	Merced Irrigation District	11/09/2001	Bill Review Fee	9.18
02/11/2021	226524	Fresno Metropolitan Flood Control District	08/25/2018	Bill Review Fee	8.50
02/11/2021	226524	Fresno Metropolitan Flood Control District	08/25/2018	Bill Review Fee	2.01
02/11/2021	226524	Fresno Metropolitan Flood Control District	08/25/2018	Bill Review Fee	8.50
02/11/2021	226524	Fresno Metropolitan Flood Control District	08/25/2018	Bill Review Fee	2.81
02/11/2021	226524	Fresno Metropolitan Flood Control District	08/25/2018	Bill Review Fee	8.50
02/11/2021	226524	Fresno Metropolitan Flood Control District	08/25/2018	Bill Review Fee	4.93
02/11/2021	226524	Fresno Metropolitan Flood Control District	08/25/2018	Bill Review Fee	8.50
02/11/2021	226524	Fresno Metropolitan Flood Control District	08/25/2018	Bill Review Fee	3.11
02/11/2021	226524	Fresno Metropolitan Flood Control District	08/25/2018	Bill Review Fee	8.50
02/11/2021	226524	Fresno Metropolitan Flood Control District	08/25/2018	Bill Review Fee	3.11
02/11/2021	226524	Fresno Metropolitan Flood Control District	08/25/2018	Bill Review Fee	8.50
02/11/2021	226524	Fresno Metropolitan Flood Control District	08/25/2018	Bill Review Fee	3.11
02/11/2021	226524	Sweetwater Authority	09/12/2020	Bill Review Fee	8.50
02/11/2021	226524	Sweetwater Authority	09/12/2020	Bill Review Fee	6.17
02/11/2021	226524	Sweetwater Authority	09/12/2020	Bill Review Fee	8.50
02/11/2021	226524	Sweetwater Authority	09/12/2020	Bill Review Fee	5.01
02/11/2021	226524	Humboldt Bay Municipal Water District	05/29/2019	Bill Review Fee	8.50
02/11/2021	226524	Humboldt Bay Municipal Water District	05/29/2019	Bill Review Fee	1.25
02/11/2021	226524	Stockton-East Water District	11/27/2019	Bill Review Fee	8.50
02/11/2021	226524	Calaveras County Water District	10/15/2020	Bill Review Fee	8.50
02/11/2021	226524	Calaveras County Water District	10/15/2020	Bill Review Fee	22.17
02/11/2021	226524	Tulare Irrigation District	11/18/2019	Bill Review Fee	8.50
02/11/2021	226524	Tulare Irrigation District	11/18/2019	Bill Review Fee	6.91
02/11/2021	226524	Tulare Irrigation District	11/18/2019	Bill Review Fee	8.50
02/11/2021	226524	Tulare Irrigation District	11/18/2019	Bill Review Fee	4.26
02/11/2021	226524	Vallecitos Water District	01/19/2011	Bill Review Fee	8.50
02/11/2021	226524	Vallecitos Water District	01/19/2011	Bill Review Fee	2.99



from 02/01/2021  
to 02/15/2021

ACWA Joint Powers Insurance Authority

Sorted By Check

## Claims Payment Report

<u>Check Date</u>	<u>Check Number</u>	<u>District Name</u>	<u>Claim Date</u>	<u>Transaction Type</u>	<u>Amount</u>
02/11/2021	226524	Palmdale Water District	12/03/2020	Bill Review Fee	8.50
02/11/2021	226524	Sweetwater Authority	03/23/2019	Bill Review Fee	8.50
02/11/2021	226524	Sweetwater Authority	03/23/2019	Bill Review Fee	8.19
02/11/2021	226524	Soquel Creek Water District	11/16/2020	Bill Review Fee	8.50
02/11/2021	226524	Soquel Creek Water District	11/16/2020	Bill Review Fee	8.15
02/11/2021	226524	Sweetwater Authority	06/30/2020	Bill Review Fee	8.50
02/11/2021	226524	Sweetwater Authority	06/30/2020	Bill Review Fee	10.22
02/11/2021	226524	Idyllwild Water District	02/13/2020	Bill Review Fee	8.50
02/11/2021	226524	Water Employee Services Authority	01/04/2021	Bill Review Fee	8.50
02/11/2021	226524	Water Employee Services Authority	01/04/2021	Bill Review Fee	7.87
02/11/2021	226524	Goleta Water District	09/25/2014	Bill Review Fee	8.50
02/11/2021	226524	Goleta Water District	09/25/2014	Bill Review Fee	13.68
02/11/2021	226524	Orange County Water District	10/07/2020	Bill Review Fee	8.50
02/11/2021	226524	Orange County Water District	10/07/2020	Bill Review Fee	0.86
02/11/2021	226524	Orange County Water District	10/07/2020	Bill Review Fee	8.50
02/11/2021	226524	Orange County Water District	10/07/2020	Bill Review Fee	2.27
02/11/2021	226524	Kaweah Delta Water Conservation District	10/07/2014	Bill Review Fee	8.50
02/11/2021	226524	Kaweah Delta Water Conservation District	10/07/2014	Bill Review Fee	6.99
02/11/2021	226524	Florin Resource Conservation District/Elk	08/22/2019	Bill Review Fee	8.50
02/11/2021	226524	Sweetwater Authority	11/25/2020	Bill Review Fee	8.50
02/11/2021	226524	Sweetwater Authority	11/25/2020	Bill Review Fee	4.98
02/11/2021	226524	Sweetwater Authority	11/25/2020	Bill Review Fee	8.50
02/11/2021	226524	Sweetwater Authority	11/25/2020	Bill Review Fee	4.98
02/11/2021	226524	Walnut Valley Water District	12/26/2019	Bill Review Fee	8.50
02/11/2021	226524	Walnut Valley Water District	12/26/2019	Bill Review Fee	8.68
02/11/2021	226524	Walnut Valley Water District	12/26/2019	Bill Review Fee	8.50
02/11/2021	226524	Walnut Valley Water District	12/26/2019	Bill Review Fee	14.19
02/11/2021	226524	Scotts Valley Water District	07/10/2003	Bill Review Fee	8.50
02/11/2021	226524	Scotts Valley Water District	07/10/2003	Bill Review Fee	5.83
02/11/2021	226524	Valley Center Municipal Water District	08/16/2020	Bill Review Fee	8.50
02/11/2021	226524	Valley Center Municipal Water District	08/16/2020	Bill Review Fee	1.90
02/11/2021	226524	South Montebello Irrigation District	11/28/2020	Bill Review Fee	8.50
02/11/2021	226524	South Montebello Irrigation District	11/28/2020	Bill Review Fee	3.15
02/11/2021	226524	Western Municipal Water District	11/21/2019	Bill Review Fee	8.50
02/11/2021	226524	Western Municipal Water District	11/21/2019	Bill Review Fee	8.50
02/11/2021	226524	Western Municipal Water District	11/21/2019	Bill Review Fee	0.95
02/11/2021	226524	Helix Water District	07/23/2019	Bill Review Fee	8.50
02/11/2021	226524	Helix Water District	07/23/2019	Bill Review Fee	8.59
02/11/2021	226524	South Coast Water District	12/03/2020	Bill Review Fee	8.50
02/11/2021	226524	South Coast Water District	12/03/2020	Bill Review Fee	12.20
02/11/2021	226525	Cucamonga Valley Water District	12/21/2020	Medical, general	111.16
02/11/2021	226526	Cucamonga Valley Water District	12/21/2020	Physical therapy	75.00
02/11/2021	226527	South Coast Water District	12/03/2020	Diagnostics	276.56
02/11/2021	226528	Cucamonga Valley Water District	08/13/2020	Medical, general	142.75

from 02/01/2021  
to 02/15/2021

ACWA Joint Powers Insurance Authority

Sorted By Check

## Claims Payment Report

<u>Check Date</u>	<u>Check Number</u>	<u>District Name</u>	<u>Claim Date</u>	<u>Transaction Type</u>	<u>Amount</u>
02/11/2021	226529	Kaweah Delta Water Conservation District	10/07/2014	Medical, general	73.76
02/11/2021	226530	Sweetwater Authority	09/12/2020	Physical therapy	139.72
02/11/2021	226531	Sweetwater Authority	09/12/2020	Physical therapy	113.60
02/11/2021	226532	Las Virgenes Municipal Water District	09/18/2019	Deposition/Witness fees	500.00
02/11/2021	226533	Glenn-Colusa Irrigation District	05/08/2019	Mileage	406.63
02/11/2021	226534	Cucamonga Valley Water District	03/08/2019	PPD	580.00
02/11/2021	226535	Goleta Water District	09/25/2014	Medical, general	111.16
02/11/2021	226536	Laguna Beach County Water District	11/30/2020	Physical therapy	90.10
02/11/2021	226537	Laguna Beach County Water District	11/30/2020	Physical therapy	122.02
02/11/2021	226538	Stockton-East Water District	02/28/2004	Medical, general	139.50
02/11/2021	226539	Clearlake Oaks County Water District	01/12/2015	Medical, general	447.93
02/11/2021	226540	San Dieguito Water District	09/23/2020	Medical, general	111.16
02/11/2021	226541	Idyllwild Water District	02/13/2020	Med/Legal evaluation	1,625.00
02/11/2021	226542	El Dorado Irrigation District	01/28/2021	TTD	117.24
02/11/2021	226543	Laguna Beach County Water District	01/19/2021	TTD	2,712.62
02/11/2021	226544	Humboldt Bay Municipal Water District	05/29/2019	Medical, general	83.21
02/11/2021	226545	Sweetwater Authority	11/25/2020	Chiropractor	112.82
02/11/2021	226546	Sweetwater Authority	11/25/2020	Chiropractor	112.82
02/11/2021	226547	San Luis Water District	09/04/2020	TTD	718.44
02/11/2021	226548	Panoche Water District	08/17/2019	TTD	1,041.34
02/11/2021	226549	Helix Water District	04/18/2019	PPD	31.07
02/11/2021	226550	Laguna Beach County Water District	10/29/2019	Anesthesiologist	182.74
02/11/2021	226551	Walnut Valley Water District	08/14/2020	Physical therapy	152.28
02/11/2021	226552	Walnut Valley Water District	08/14/2020	Physical therapy	152.28
02/11/2021	226553	Sweetwater Authority	12/11/2018	Physical therapy	152.76
02/11/2021	226554	Santa Fe Irrigation District	04/16/2020	Physical therapy	138.94
02/11/2021	226555	Sweetwater Authority	12/11/2018	Physical therapy	152.76
02/11/2021	226556	Sweetwater Authority	12/11/2018	Physical therapy	160.53
02/11/2021	226557	Walnut Valley Water District	08/14/2020	Physical therapy	176.56
02/11/2021	226558	Alameda County Water District	11/21/2020	DME Supplies	274.58
02/11/2021	226559	Solano Irrigation District	03/06/2020	Medical, general	302.09
02/11/2021	226560	Solano Irrigation District	02/20/2020	Medical, general	163.59
02/11/2021	226561	Clearlake Oaks County Water District	12/11/2020	Medical, general	218.30
02/11/2021	226562	Valley Center Municipal Water District	08/16/2020	Medical, general	144.61
02/11/2021	226563	Santa Clarita Valley Water Agency	01/01/2020	Physical therapy	157.20
02/11/2021	226564	Vallecitos Water District	01/19/2011	Physical therapy	158.81
02/11/2021	226565	Fresno Metropolitan Flood Control District	08/25/2018	Medical, general	106.59
02/11/2021	226566	Santa Clarita Valley Water Agency	01/01/2020	Physical therapy	157.20
02/11/2021	226567	Santa Clarita Valley Water Agency	12/10/2020	Medical, general	100.96
02/11/2021	226568	South Montebello Irrigation District	11/28/2020	Physical therapy	167.14
02/11/2021	226569	Fresno Metropolitan Flood Control District	08/25/2018	Medical, general	149.12
02/11/2021	226570	Patterson Irrigation District	08/09/2012	Medical Interpreter	90.00
02/11/2021	226571	Panoche Water District	08/17/2019	Medical Interpreter	90.00
02/11/2021	226572	Tulare Irrigation District	11/18/2019	Medical, general	84.67

from 02/01/2021  
to 02/15/2021

ACWA Joint Powers Insurance Authority

Sorted By Check

## Claims Payment Report

<u>Check Date</u>	<u>Check Number</u>	<u>District Name</u>	<u>Claim Date</u>	<u>Transaction Type</u>	<u>Amount</u>
02/11/2021	226573	Tulare Irrigation District	11/18/2019	Medical, general	73.76
02/11/2021	226574	Palmdale Water District	03/23/2015	Laboratory fee	100.00
02/11/2021	226575	Orange County Water District	10/07/2020	Physical therapy	150.73
02/11/2021	226576	Walnut Valley Water District	12/26/2019	Physical therapy	104.13
02/11/2021	226577	Stockton-East Water District	11/27/2019	Diagnostics	74.14
02/11/2021	226578	San Luis Water District	08/09/2013	Medical, general	171.37
02/11/2021	226579	Yorba Linda Water District	09/09/2019	Med/Legal evaluation	1,125.00
02/11/2021	226580	Sweetwater Authority	02/28/2020	Medical, general	86.65
02/11/2021	226581	Water Employee Services Authority	06/23/2020	Medical, general	142.71
02/11/2021	226582	Calaveras County Water District	10/15/2020	Surgery Costs	502.44
02/11/2021	226583	Walnut Valley Water District	08/14/2020	Medical, general	261.95
02/11/2021	226584	Walnut Valley Water District	12/26/2019	Medical, general	113.13
02/11/2021	226585	Laguna Beach County Water District	05/29/2020	TTD	2,123.52
02/11/2021	226586	Fresno Metropolitan Flood Control District	08/25/2018	Medical, general	215.80
02/11/2021	226587	Fresno Metropolitan Flood Control District	08/25/2018	Medical, general	143.85
02/11/2021	226588	Fresno Metropolitan Flood Control District	08/25/2018	Medical, general	143.85
02/11/2021	226589	Fresno Metropolitan Flood Control District	08/25/2018	Medical, general	143.85
02/11/2021	226590	Valley of the Moon Water District	11/19/2020	Medical, general	62.01
02/11/2021	226591	Valley of the Moon Water District	11/19/2020	Medical, general	71.02
02/11/2021	226592	Valley of the Moon Water District	11/19/2020	Medical, general	75.16
02/11/2021	226593	Valley of the Moon Water District	11/19/2020	Medical, general	71.02
02/11/2021	226594	Western Municipal Water District	11/21/2019	Medical, general	161.63
02/11/2021	226595	Palmdale Water District	12/03/2020	Medical, general	333.23
02/11/2021	226596	El Dorado Irrigation District	06/14/2008	Medical, general	31.55
02/11/2021	226597	Clearlake Oaks County Water District	12/11/2020	Diagnostics	14.05
02/11/2021	226598	Yorba Linda Water District	10/15/2020	Medical, general	113.13
02/11/2021	226599	Laguna Beach County Water District	06/11/2020	Physical therapy	123.04
02/11/2021	226600	Sweetwater Authority	02/28/2020	Physical therapy	155.91
02/11/2021	226601	Soquel Creek Water District	11/16/2020	Medical, general	117.40
02/11/2021	226602	Florin Resource Conservation District/Elk	08/22/2019	Medical, general	3.18
02/11/2021	226603	Laguna Beach County Water District	08/19/2020	Medical, general	113.13
02/11/2021	226604	Helix Water District	07/23/2019	TTD	2,272.34
02/11/2021	226605	Calleguas Municipal Water District	08/06/2020	Medical, general	168.42
02/11/2021	226606	Western Municipal Water District	11/21/2019	Physical therapy	90.37
02/11/2021	226607	San Dieguito Water District	09/23/2020	Physical therapy	82.88
02/11/2021	226608	Vista Irrigation District	12/07/2020	Medical, general	112.15
02/12/2021	226609	Lower Tule River Irrigation District	08/02/2019	Liability- Bodily Injury	205,000.00
02/12/2021	226610	Vallecitos Water District	08/18/2011	Liability - Property Damage	196,629.21
				<b>Total</b>	<b>1,145,821.99</b>

from 02/16/2021

ACWA Joint Powers Insurance Authority

Sorted By Check

to 02/28/2021

**Claims Payment Report**

<u>Check Date</u>	<u>Check Number</u>	<u>District Name</u>	<u>Claim Date</u>	<u>Transaction Type</u>	<u>Amount</u>
02/16/2021	226611	Palo Verde Irrigation District	03/13/2019	Liability- Bodily Injury	125,000.00
02/16/2021	226612	El Dorado Irrigation District	09/21/2020	Property - District Property	64,809.76
02/16/2021	226613	Feather Water District	01/26/2021	Property - District Property	12,861.00
02/16/2021	226614	Alta Irrigation District	11/19/2014	PPD	580.00
02/16/2021	226615	Desert Water Agency	08/22/2020	Photocopy	30.00
02/16/2021	226616	Santa Clarita Valley Water Agency	12/10/2020	TTD	603.03
02/16/2021	226617	Sweetwater Authority	01/20/2021	Bill Review Fee	8.50
02/16/2021	226617	Vista Irrigation District	02/04/2019	Bill Review Fee	8.50
02/16/2021	226617	Vista Irrigation District	02/04/2019	Bill Review Fee	11.78
02/16/2021	226617	Vista Irrigation District	02/04/2019	Bill Review Fee	8.50
02/16/2021	226617	Vista Irrigation District	02/04/2019	Bill Review Fee	3.81
02/16/2021	226617	Sacramento Suburban Water District	12/09/2020	Bill Review Fee	8.50
02/16/2021	226617	Rancho California Water District	11/19/2020	Bill Review Fee	8.50
02/16/2021	226617	Rancho California Water District	11/19/2020	Bill Review Fee	5.01
02/16/2021	226617	Yorba Linda Water District	09/09/2019	Bill Review Fee	8.50
02/16/2021	226617	Yorba Linda Water District	09/09/2019	Bill Review Fee	14.19
02/16/2021	226617	Water Employee Services Authority	10/09/2020	Bill Review Fee	8.50
02/16/2021	226617	Water Employee Services Authority	10/09/2020	Bill Review Fee	15.73
02/16/2021	226617	Alameda County Water District	09/16/2020	Bill Review Fee	8.50
02/16/2021	226617	Alameda County Water District	09/16/2020	Bill Review Fee	8.50
02/16/2021	226617	Alameda County Water District	09/16/2020	Bill Review Fee	8.50
02/16/2021	226617	Alameda County Water District	09/16/2020	Bill Review Fee	8.50
02/16/2021	226617	Alameda County Water District	09/16/2020	Bill Review Fee	8.50
02/16/2021	226617	Santa Clarita Valley Water Agency	01/01/2020	Bill Review Fee	8.50
02/16/2021	226617	Santa Clarita Valley Water Agency	01/01/2020	Bill Review Fee	12.48
02/16/2021	226617	Santa Clarita Valley Water Agency	01/01/2020	Bill Review Fee	8.50
02/16/2021	226617	Santa Clarita Valley Water Agency	01/01/2020	Bill Review Fee	2.96
02/16/2021	226617	Laguna Beach County Water District	10/29/2019	Bill Review Fee	8.50
02/16/2021	226617	Laguna Beach County Water District	10/29/2019	Bill Review Fee	21.34
02/16/2021	226617	East Contra Costa Irrigation District	10/05/2020	Bill Review Fee	8.50
02/16/2021	226617	Rancho California Water District	01/20/2021	Bill Review Fee	8.50
02/16/2021	226617	Rancho California Water District	01/20/2021	Bill Review Fee	2.02
02/16/2021	226617	Sweetwater Authority	08/16/2017	Bill Review Fee	8.50
02/16/2021	226617	Alameda County Water District	11/21/2020	Bill Review Fee	8.50
02/16/2021	226617	Alameda County Water District	11/21/2020	Bill Review Fee	8.50
02/16/2021	226617	Alameda County Water District	11/21/2020	Bill Review Fee	8.50
02/16/2021	226617	Alameda County Water District	11/21/2020	Bill Review Fee	8.50
02/16/2021	226617	Alameda County Water District	11/21/2020	Bill Review Fee	8.50
02/16/2021	226617	El Dorado Irrigation District	10/21/2020	Bill Review Fee	8.50
02/16/2021	226617	El Dorado Irrigation District	10/21/2020	Bill Review Fee	8.50
02/16/2021	226617	Ramona Municipal Water District	10/03/2017	Bill Review Fee	8.50
02/16/2021	226617	Amador Water Agency	04/01/2019	Bill Review Fee	8.50
02/16/2021	226617	Alameda County Water District	01/25/2021	Bill Review Fee	8.50

from 02/16/2021  
to 02/28/2021

ACWA Joint Powers Insurance Authority

Sorted By Check

## Claims Payment Report

<u>Check Date</u>	<u>Check Number</u>	<u>District Name</u>	<u>Claim Date</u>	<u>Transaction Type</u>	<u>Amount</u>
02/16/2021	226617	Alameda County Water District	01/25/2021	Bill Review Fee	2.26
02/16/2021	226617	Alameda County Water District	01/25/2021	Bill Review Fee	8.50
02/16/2021	226617	Alameda County Water District	01/25/2021	Bill Review Fee	2.26
02/16/2021	226617	Alameda County Water District	01/25/2021	Bill Review Fee	8.50
02/16/2021	226617	Alameda County Water District	01/25/2021	Bill Review Fee	4.18
02/16/2021	226617	Alameda County Water District	01/25/2021	Bill Review Fee	8.50
02/16/2021	226617	Alameda County Water District	01/25/2021	Bill Review Fee	5.29
02/16/2021	226617	Tahoe City Public Utility District	08/11/2020	Bill Review Fee	8.50
02/16/2021	226617	Westborough Water District	12/08/2018	Bill Review Fee	8.50
02/16/2021	226617	Valley of the Moon Water District	03/26/2020	Bill Review Fee	8.50
02/16/2021	226617	Valley of the Moon Water District	03/26/2020	Bill Review Fee	8.04
02/16/2021	226617	Fresno Metropolitan Flood Control District	08/25/2018	Bill Review Fee	8.50
02/16/2021	226617	Fresno Metropolitan Flood Control District	08/25/2018	Bill Review Fee	9.08
02/16/2021	226617	Fresno Metropolitan Flood Control District	08/25/2018	Bill Review Fee	8.50
02/16/2021	226617	Fresno Metropolitan Flood Control District	08/25/2018	Bill Review Fee	5.03
02/16/2021	226617	Fresno Metropolitan Flood Control District	08/25/2018	Bill Review Fee	8.50
02/16/2021	226617	Western Municipal Water District	07/25/2018	Bill Review Fee	8.50
02/16/2021	226617	Palmdale Water District	12/03/2020	Bill Review Fee	8.50
02/16/2021	226617	Alameda County Water District	02/14/2020	Bill Review Fee	8.50
02/16/2021	226617	Orange County Water District	10/07/2020	Bill Review Fee	8.50
02/16/2021	226617	Orange County Water District	10/07/2020	Bill Review Fee	2.51
02/16/2021	226617	Santa Clarita Valley Water Agency	01/25/2021	Bill Review Fee	8.50
02/16/2021	226617	Santa Clarita Valley Water Agency	01/25/2021	Bill Review Fee	2.72
02/16/2021	226617	Alameda County Water District	12/03/2020	Bill Review Fee	8.50
02/16/2021	226617	Alameda County Water District	12/03/2020	Bill Review Fee	8.50
02/16/2021	226617	Western Municipal Water District	11/21/2019	Bill Review Fee	8.50
02/16/2021	226618	Calleguas Municipal Water District	07/31/2017	Legal (Defense)	356.90
02/16/2021	226619	Sutter Extension Water District	04/19/2019	Legal (Defense)	118.97
02/16/2021	226620	Yorba Linda Water District	09/09/2019	Legal (Defense)	1,206.65
02/16/2021	226621	Carpinteria Valley Water District	03/19/2018	Legal (Defense)	67.98
02/16/2021	226622	Mission Springs Water District	08/21/2011	Legal (Defense)	186.95
02/16/2021	226623	Fair Oaks Water District	04/26/2018	Legal (Defense)	270.28
02/16/2021	226624	Sweetwater Authority	08/16/2017	Legal (Defense)	203.94
02/16/2021	226625	Amador Water Agency	04/01/2019	Legal (Defense)	288.92
02/16/2021	226626	Elsinore Valley Municipal Water District	05/05/2014	Legal (Defense)	526.85
02/16/2021	226627	Carmichael Water District	12/12/2019	Legal (Defense)	1,631.52
02/16/2021	226628	Western Municipal Water District	02/09/2009	Legal (Defense)	33.99
02/16/2021	226629	Western Municipal Water District	07/25/2018	Legal (Defense)	33.99
02/16/2021	226630	San Luis Water District	09/04/2020	Legal (Defense)	442.90
02/16/2021	226631	Panoche Water District	08/17/2019	Legal (Defense)	1,189.65
02/16/2021	226632	El Toro Water District	06/22/2015	Legal (Defense)	1,036.70
02/16/2021	226633	Solano Irrigation District	07/15/2014	Legal (Defense)	203.94
02/16/2021	226634	Soquel Creek Water District	11/16/2020	Legal (Defense)	2,073.39
02/16/2021	226635	Kings River Conservation District	11/18/2016	Legal (Defense)	358.96



from 02/16/2021  
to 02/28/2021

ACWA Joint Powers Insurance Authority

Sorted By Check

## Claims Payment Report

<u>Check Date</u>	<u>Check Number</u>	<u>District Name</u>	<u>Claim Date</u>	<u>Transaction Type</u>	<u>Amount</u>
02/16/2021	226636	San Juan Water District	01/26/2016	Legal (Defense)	107.12
02/16/2021	226637	Orange County Water District	08/16/2019	Legal (Defense)	33.99
02/16/2021	226638	Paradise Irrigation District	05/11/1993	Legal (Defense)	103.00
02/16/2021	226639	Merced Irrigation District	04/21/2020	Legal (Defense)	67.98
02/16/2021	226640	Merced Irrigation District	04/21/2020	Legal (Defense)	67.98
02/16/2021	226641	Palmdale Water District	03/14/2018	Legal (Defense)	216.30
02/16/2021	226642	Merced Irrigation District	08/08/2020	Legal (Defense)	1,070.69
02/16/2021	226643	El Dorado Irrigation District	06/14/2008	Legal (Defense)	67.98
02/16/2021	226644	Amador Water Agency	04/01/2019	Med/Legal evaluation	3,000.00
02/16/2021	226645	Las Virgenes Municipal Water District	07/17/2019	Deposition/Witness fees	500.00
02/16/2021	226646	Berrenda Mesa Water District	02/25/2013	Legal (Defense)	1,013.00
02/16/2021	226647	Mesa Water District	10/31/2012	PPD	540.00
02/16/2021	226648	Laguna Beach County Water District	06/11/2020	PPD	580.00
02/16/2021	226649	Laguna Beach County Water District	10/29/2019	TTD	1,881.62
02/16/2021	226650	Kern County Water Agency	09/16/2016	Legal (Defense)	132.00
02/16/2021	226651	Scotts Valley Water District	10/28/2019	Legal (Defense)	195.80
02/16/2021	226652	East Contra Costa Irrigation District	10/05/2020	Legal (Defense)	676.40
02/16/2021	226653	Soquel Creek Water District	08/17/2017	Legal (Defense)	178.00
02/16/2021	226654	Sweetwater Authority	12/11/2018	PPD	580.00
02/16/2021	226655	Amador Water Agency	04/01/2019	PPD	5,220.00
02/16/2021	226656	Western Municipal Water District	10/23/2007	PPD	540.00
02/16/2021	226657	Fresno Metropolitan Flood Control District	08/25/2018	Wage loss	890.24
02/16/2021	226658	Truckee Donner Public Utility District	10/26/2020	Photocopy	129.45
02/16/2021	226659	Truckee Donner Public Utility District	10/26/2020	Photocopy	204.82
02/16/2021	226660	South Coast Water District	10/15/2020	Photocopy	41.00
02/16/2021	226661	South Coast Water District	10/15/2020	Photocopy	88.25
02/16/2021	226662	South Coast Water District	10/15/2020	Photocopy	88.25
02/16/2021	226663	South Coast Water District	10/15/2020	Photocopy	73.25
02/16/2021	226664	South Coast Water District	10/15/2020	Photocopy	41.00
02/16/2021	226665	Sweetwater Authority	02/02/2021	TTD	2,712.62
02/16/2021	226666	Joshua Basin Water District	04/16/2020	Photocopy	75.00
02/16/2021	226667	Joshua Basin Water District	04/16/2020	Photocopy	75.00
02/16/2021	226668	Mission Springs Water District	08/21/2011	IMR Fee	345.00
02/16/2021	226669	Scotts Valley Water District	10/28/2019	IMR Fee	345.00
02/16/2021	226670	Fresno Metropolitan Flood Control District	08/25/2018	IMR Fee	345.00
02/16/2021	226671	Santa Ynez River WCD Improvement Dist	08/08/2001	IMR Fee	345.00
02/16/2021	226672	Santa Clarita Valley Water Agency	10/13/2015	Legal (Defense)	154.00
02/16/2021	226673	Carpinteria Valley Water District	01/29/2018	Legal (Defense)	579.05
02/16/2021	226674	Rancho California Water District	01/20/2021	Medical, general	7.25
02/16/2021	226675	Santa Fe Irrigation District	09/03/2020	Diagnostics	332.35
02/16/2021	226676	Helix Water District	07/23/2019	Medical, general	12.89
02/16/2021	226677	Moulton Niguel Water District	01/23/2019	Photocopy	75.00
02/16/2021	226678	El Dorado Irrigation District	10/21/2020	Medical, general	13.00
02/16/2021	226679	Merced Irrigation District	12/22/2020	TTD	1,350.86

from 02/16/2021  
to 02/28/2021

ACWA Joint Powers Insurance Authority

Sorted By Check

## Claims Payment Report

<u>Check Date</u>	<u>Check Number</u>	<u>District Name</u>	<u>Claim Date</u>	<u>Transaction Type</u>	<u>Amount</u>
02/18/2021	226680	Municipal Water District of Orange County	06/01/2020	Defense Attorney	931.00
02/18/2021	226681	Rancho California Water District	06/17/2019	Defense Attorney	4,351.00
02/18/2021	226682	Goleta Water District	04/20/2020	Expense General	31.04
02/18/2021	226683	Goleta Water District	04/20/2020	Defense Attorney	3,192.00
02/18/2021	226684	Santa Clarita Valley Water Agency	10/10/2020	Defense Attorney	513.00
02/18/2021	226685	Rancho California Water District	07/15/2019	Expense General	83.00
02/18/2021	226686	Rancho California Water District	07/15/2019	Defense Attorney	13,414.00
02/18/2021	226687	Santa Clarita Valley Water Agency	08/30/2019	Defense Attorney	3,154.00
02/18/2021	226688	Santa Clarita Valley Water Agency	10/16/2019	Defense Attorney	2,261.00
02/18/2021	226689	Lower Tule River Irrigation District	02/02/2021	Appraiser	1,157.20
02/18/2021	226690	Valley County Water District	11/17/2020	Liability - Property Damage	612.78
02/18/2021	226691	Fresno Metropolitan Flood Control District	08/25/2018	Physical therapy	205.69
02/18/2021	226692	Fresno Metropolitan Flood Control District	08/25/2018	Physical therapy	113.96
02/18/2021	226693	Sweetwater Authority	08/16/2017	Physical therapy	91.12
02/18/2021	226694	Sweetwater Authority	08/16/2017	Medical, general	91.12
02/18/2021	226695	Helix Water District	07/23/2019	Medical, general	104.30
02/18/2021	226696	Laguna Beach County Water District	05/29/2020	Physical therapy	200.68
02/18/2021	226697	Desert Water Agency	08/22/2020	Photocopy	30.00
02/18/2021	226698	Vista Irrigation District	02/04/2019	TTD	2,196.52
02/18/2021	226699	Santa Clarita Valley Water Agency	01/01/2020	Anesthesiologist	282.87
02/18/2021	226700	Tulare Irrigation District	10/19/2011	Legal (Defense)	303.00
02/18/2021	226701	Las Virgenes Municipal Water District	07/17/2019	Med/Legal evaluation	10,224.56
02/18/2021	226702	Sweetwater Authority	09/12/2020	Medical, general	20.00
02/18/2021	226703	Vista Irrigation District	02/04/2019	Diagnostics	266.95
02/18/2021	226704	Paradise Irrigation District	07/08/2020	TTD	362.98
02/18/2021	226705	Cucamonga Valley Water District	03/01/2016	Bill Review Fee	8.50
02/18/2021	226705	Cucamonga Valley Water District	03/01/2016	Bill Review Fee	6.06
02/18/2021	226705	San Luis & Delta-Mendota Water Authority	01/11/2021	Bill Review Fee	8.50
02/18/2021	226705	San Luis & Delta-Mendota Water Authority	01/11/2021	Bill Review Fee	6.99
02/18/2021	226705	Sacramento Suburban Water District	12/09/2020	Bill Review Fee	8.50
02/18/2021	226705	Sacramento Suburban Water District	12/09/2020	Bill Review Fee	8.50
02/18/2021	226705	Sweetwater Authority	02/28/2020	Bill Review Fee	8.50
02/18/2021	226705	Sweetwater Authority	02/28/2020	Bill Review Fee	1.99
02/18/2021	226705	Rancho California Water District	11/19/2020	Bill Review Fee	8.50
02/18/2021	226705	Rancho California Water District	11/19/2020	Bill Review Fee	2.02
02/18/2021	226705	Valley of the Moon Water District	11/19/2020	Bill Review Fee	8.50
02/18/2021	226705	Valley of the Moon Water District	11/19/2020	Bill Review Fee	2.74
02/18/2021	226705	South Tahoe Public Utility District	01/07/2021	Bill Review Fee	8.50
02/18/2021	226705	South Tahoe Public Utility District	01/07/2021	Bill Review Fee	17.57
02/18/2021	226705	Mission Springs Water District	08/21/2011	Bill Review Fee	8.50
02/18/2021	226705	Mission Springs Water District	08/21/2011	Bill Review Fee	4.53
02/18/2021	226705	Moulton Niguel Water District	01/12/2021	Bill Review Fee	8.50
02/18/2021	226705	Moulton Niguel Water District	01/12/2021	Bill Review Fee	41.00
02/18/2021	226705	Palmdale Water District	03/23/2015	Bill Review Fee	8.50

from 02/16/2021  
to 02/28/2021

ACWA Joint Powers Insurance Authority

Sorted By Check

## Claims Payment Report

<u>Check Date</u>	<u>Check Number</u>	<u>District Name</u>	<u>Claim Date</u>	<u>Transaction Type</u>	<u>Amount</u>
02/18/2021	226705	Palmdale Water District	03/23/2015	Bill Review Fee	12.47
02/18/2021	226705	Alameda County Water District	09/16/2020	Bill Review Fee	8.50
02/18/2021	226705	Alameda County Water District	09/16/2020	Bill Review Fee	8.50
02/18/2021	226705	Glenn-Colusa Irrigation District	05/08/2019	Bill Review Fee	8.50
02/18/2021	226705	Glenn-Colusa Irrigation District	05/08/2019	Bill Review Fee	3.32
02/18/2021	226705	Santa Clarita Valley Water Agency	01/01/2020	Bill Review Fee	8.50
02/18/2021	226705	Santa Clarita Valley Water Agency	01/01/2020	Bill Review Fee	0.16
02/18/2021	226705	Laguna Beach County Water District	06/11/2020	Bill Review Fee	8.50
02/18/2021	226705	Laguna Beach County Water District	06/11/2020	Bill Review Fee	18.46
02/18/2021	226705	Laguna Beach County Water District	10/29/2019	Bill Review Fee	8.50
02/18/2021	226705	Laguna Beach County Water District	10/29/2019	Bill Review Fee	8.29
02/18/2021	226705	Solano Irrigation District	03/06/2020	Bill Review Fee	8.50
02/18/2021	226705	Solano Irrigation District	03/06/2020	Bill Review Fee	15.47
02/18/2021	226705	Trabuco Canyon Water District	02/06/2014	Bill Review Fee	8.50
02/18/2021	226705	Trabuco Canyon Water District	02/06/2014	Bill Review Fee	7.57
02/18/2021	226705	Rancho California Water District	01/20/2021	Bill Review Fee	8.50
02/18/2021	226705	Rancho California Water District	01/20/2021	Bill Review Fee	2.83
02/18/2021	226705	Rancho California Water District	01/20/2021	Bill Review Fee	8.50
02/18/2021	226705	Rancho California Water District	01/20/2021	Bill Review Fee	4.89
02/18/2021	226705	Sweetwater Authority	08/16/2017	Bill Review Fee	8.50
02/18/2021	226705	Reclamation District #2068	07/24/2017	Bill Review Fee	8.50
02/18/2021	226705	Reclamation District #2068	07/24/2017	Bill Review Fee	0.22
02/18/2021	226705	Stockton-East Water District	02/28/2004	Bill Review Fee	8.50
02/18/2021	226705	Stockton-East Water District	02/28/2004	Bill Review Fee	3.71
02/18/2021	226705	Orange County Water District	11/09/2020	Bill Review Fee	8.50
02/18/2021	226705	Orange County Water District	11/09/2020	Bill Review Fee	2.38
02/18/2021	226705	El Dorado Irrigation District	01/28/2021	Bill Review Fee	8.50
02/18/2021	226705	El Dorado Irrigation District	01/28/2021	Bill Review Fee	5.74
02/18/2021	226705	Valley of the Moon Water District	11/17/2020	Bill Review Fee	8.50
02/18/2021	226705	Valley of the Moon Water District	11/17/2020	Bill Review Fee	5.67
02/18/2021	226705	Helix Water District	08/12/2020	Bill Review Fee	8.50
02/18/2021	226705	Helix Water District	08/12/2020	Bill Review Fee	3.31
02/18/2021	226705	Sweetwater Authority	09/12/2020	Bill Review Fee	8.50
02/18/2021	226705	Sweetwater Authority	09/12/2020	Bill Review Fee	5.91
02/18/2021	226705	Sweetwater Authority	09/12/2020	Bill Review Fee	8.50
02/18/2021	226705	Sweetwater Authority	09/12/2020	Bill Review Fee	6.17
02/18/2021	226705	Vallecitos Water District	01/19/2011	Bill Review Fee	8.50
02/18/2021	226705	Vallecitos Water District	01/19/2011	Bill Review Fee	2.07
02/18/2021	226705	Palmdale Water District	12/03/2020	Bill Review Fee	8.50
02/18/2021	226705	Water Employee Services Authority	12/10/2018	Bill Review Fee	8.50
02/18/2021	226705	Water Employee Services Authority	12/10/2018	Bill Review Fee	5.26
02/18/2021	226705	Soquel Creek Water District	11/16/2020	Bill Review Fee	8.50
02/18/2021	226705	Soquel Creek Water District	11/16/2020	Bill Review Fee	2.91
02/18/2021	226705	Water Employee Services Authority	01/04/2021	Bill Review Fee	8.50

from 02/16/2021  
to 02/28/2021

ACWA Joint Powers Insurance Authority

Sorted By Check

## Claims Payment Report

<u>Check Date</u>	<u>Check Number</u>	<u>District Name</u>	<u>Claim Date</u>	<u>Transaction Type</u>	<u>Amount</u>
02/18/2021	226705	Water Employee Services Authority	01/04/2021	Bill Review Fee	3.93
02/18/2021	226705	Sweetwater Authority	11/25/2020	Bill Review Fee	8.50
02/18/2021	226705	Sweetwater Authority	11/25/2020	Bill Review Fee	4.98
02/18/2021	226705	Ramona Municipal Water District	12/21/2020	Bill Review Fee	8.50
02/18/2021	226705	Ramona Municipal Water District	12/21/2020	Bill Review Fee	16.22
02/18/2021	226705	Alameda County Water District	09/30/2020	Bill Review Fee	8.50
02/18/2021	226705	Alameda County Water District	09/30/2020	Bill Review Fee	3.16
02/18/2021	226705	Laguna Beach County Water District	05/29/2020	Bill Review Fee	8.50
02/18/2021	226705	Laguna Beach County Water District	05/29/2020	Bill Review Fee	8.50
02/18/2021	226705	Laguna Beach County Water District	05/29/2020	Bill Review Fee	15.44
02/18/2021	226705	Western Municipal Water District	11/21/2019	Bill Review Fee	8.50
02/18/2021	226705	Western Municipal Water District	11/21/2019	Bill Review Fee	1.28
02/18/2021	226705	Helix Water District	07/23/2019	Bill Review Fee	8.50
02/18/2021	226706	Sierra Lakes County Water District	09/13/2018	PPD	580.00
02/18/2021	226707	Merced Irrigation District	08/08/2020	Deposition/Witness fees	850.00
02/18/2021	226708	Mission Springs Water District	08/21/2011	Mileage	506.16
02/18/2021	226709	Sweetwater Authority	12/30/2019	TTD	2,502.76
02/18/2021	226710	Moulton Niguel Water District	02/06/2021	TTD	510.87
02/18/2021	226711	Sweetwater Authority	09/12/2020	Physical therapy	139.72
02/18/2021	226712	East Contra Costa Irrigation District	10/05/2020	TTD	2,242.74
02/18/2021	226713	Yolo County Flood Control & Water Conse	11/21/1991	Life pension	84.00
02/18/2021	226714	Sweetwater Authority	10/13/2020	TTD	2,598.86
02/18/2021	226715	Sweetwater Authority	10/13/2020	Mileage	85.10
02/18/2021	226716	Alameda County Water District	01/25/2021	TTD	2,712.62
02/18/2021	226717	Vista Irrigation District	02/04/2019	Medical, general	149.89
02/18/2021	226718	El Dorado Irrigation District	01/28/2021	TTD	117.24
02/18/2021	226719	Tahoe City Public Utility District	08/11/2020	Medical, general	169.60
02/18/2021	226720	Sweetwater Authority	11/25/2020	Chiropractor	112.82
02/18/2021	226721	Calaveras County Water District	10/15/2020	TTD	2,246.92
02/18/2021	226722	Yorba Linda Water District	09/09/2019	Medical, general	100.24
02/18/2021	226723	Crescenta Valley Water District	09/25/2019	Legal (Defense)	34.00
02/18/2021	226724	Joshua Basin Water District	04/16/2020	Legal (Defense)	2,187.00
02/18/2021	226725	Reclamation District #108	06/01/2004	Pharmacy	438.13
02/18/2021	226726	Merced Irrigation District	11/09/2001	Pharmacy	47.72
02/18/2021	226727	Georgetown Divide Public Utility District	10/03/2011	Pharmacy	25.17
02/18/2021	226728	Sweetwater Authority	08/16/2017	Pharmacy	10.71
02/18/2021	226729	San Luis Water District	08/09/2013	Pharmacy	10.05
02/18/2021	226730	San Juan Water District	01/26/2016	Pharmacy	8.05
02/18/2021	226731	Kings River Conservation District	11/18/2016	Pharmacy	8.53
02/18/2021	226732	Tulare Irrigation District	11/18/2019	Pharmacy	12.61
02/18/2021	226733	Alameda County Water District	01/25/2021	Pharmacy	23.48
02/18/2021	226734	Sweetwater Authority	02/02/2021	Pharmacy	20.83
02/18/2021	226735	Alameda County Water District	09/16/2020	DME Supplies	92.32
02/18/2021	226736	Valley of the Moon Water District	03/26/2020	Medical, general	86.65

from 02/16/2021  
to 02/28/2021

ACWA Joint Powers Insurance Authority

Sorted By Check

## Claims Payment Report

<u>Check Date</u>	<u>Check Number</u>	<u>District Name</u>	<u>Claim Date</u>	<u>Transaction Type</u>	<u>Amount</u>
02/18/2021	226737	Solano Irrigation District	03/06/2020	Medical, general	111.16
02/18/2021	226738	Santa Clarita Valley Water Agency	01/01/2020	Physical therapy	157.20
02/18/2021	226739	Rancho California Water District	11/19/2020	Physical therapy	266.08
02/18/2021	226740	Alameda County Water District	01/25/2021	Medical, general	120.15
02/18/2021	226741	Alameda County Water District	01/25/2021	Medical, general	120.15
02/18/2021	226742	Alameda County Water District	01/25/2021	Physical therapy	221.91
02/18/2021	226743	Alameda County Water District	01/25/2021	Medical, general	280.75
02/18/2021	226744	Santa Clarita Valley Water Agency	01/25/2021	Medical, general	144.53
02/18/2021	226745	Rancho California Water District	01/20/2021	Medical, general	107.45
02/18/2021	226746	Trabuco Canyon Water District	02/06/2014	Medical, general	47.26
02/18/2021	226747	Ramona Municipal Water District	12/21/2020	Medical, general	91.91
02/18/2021	226748	San Luis & Delta-Mendota Water Authority	01/11/2021	Medical, general	86.65
02/18/2021	226749	Orange County Water District	10/07/2020	Chiropractor	166.41
02/18/2021	226750	Water Employee Services Authority	10/09/2020	Physical therapy	188.81
02/18/2021	226751	Sweetwater Authority	01/20/2021	Medical, general	117.89
02/18/2021	226752	Western Municipal Water District	11/21/2019	Medical, general	161.63
02/18/2021	226753	Ramona Municipal Water District	10/03/2017	Medical, general	118.05
02/18/2021	226754	Palmdale Water District	12/03/2020	Medical, general	79.37
02/18/2021	226755	Western Municipal Water District	07/25/2018	Medical, general	148.74
02/18/2021	226756	Trabuco Canyon Water District	10/22/2015	PPD	580.00
02/18/2021	226757	Reclamation District #2068	07/24/2017	Diagnostics	53.55
02/18/2021	226758	Laguna Beach County Water District	10/29/2019	Physical therapy	256.06
02/18/2021	226759	Laguna Beach County Water District	10/29/2019	Physical therapy	99.51
02/18/2021	226760	Sweetwater Authority	02/28/2020	Physical therapy	151.45
02/18/2021	226761	Alameda County Water District	02/14/2020	Medical, general	75.32
02/18/2021	226762	Alameda County Water District	09/16/2020	Medical, general	12.89
02/18/2021	226763	East Contra Costa Irrigation District	10/05/2020	Physical therapy	47.90
02/18/2021	226764	Alameda County Water District	11/21/2020	Medical, general	116.28
02/18/2021	226765	Alameda County Water District	12/03/2020	Medical, general	12.89
02/18/2021	226766	Alameda County Water District	09/16/2020	Physical therapy	82.43
02/18/2021	226767	El Dorado Irrigation District	10/21/2020	Medical, general	102.52
02/18/2021	226768	Alameda County Water District	12/03/2020	Medical, general	116.28
02/18/2021	226769	Alameda County Water District	09/16/2020	Physical therapy	82.43
02/18/2021	226770	Alameda County Water District	11/21/2020	Medical, general	166.06
02/18/2021	226771	Alameda County Water District	11/21/2020	Physical therapy	83.39
02/18/2021	226772	Alameda County Water District	09/16/2020	Physical therapy	82.43
02/18/2021	226773	Alameda County Water District	09/16/2020	Medical, general	38.21
02/18/2021	226774	Sacramento Suburban Water District	12/09/2020	Medical, general	146.81
02/18/2021	226775	Alameda County Water District	11/21/2020	Diagnostics	100.87
02/18/2021	226776	Alameda County Water District	11/21/2020	Physical therapy	83.39
02/18/2021	226777	El Dorado Irrigation District	10/21/2020	Diagnostics	93.65
02/18/2021	226778	Western Municipal Water District	11/21/2019	Physical therapy	121.10
02/23/2021	226779	Sutter Extension Water District	09/01/2019	Expert	3,012.50
02/23/2021	226780	Montecito Water District	08/03/2020	Liability - Property Damage	1,195.00

from 02/16/2021  
to 02/28/2021

ACWA Joint Powers Insurance Authority

Sorted By Check

## Claims Payment Report

<u>Check Date</u>	<u>Check Number</u>	<u>District Name</u>	<u>Claim Date</u>	<u>Transaction Type</u>	<u>Amount</u>
02/23/2021	226781	Water Employee Services Authority	08/14/2019	Liability - Small Claims	893.00
02/23/2021	226782	Water Employee Services Authority	02/28/2020	Liability - Small Claims	496.00
02/23/2021	226783	Water Employee Services Authority	01/13/2020	Liability - Small Claims	4,949.19
02/23/2021	226784	Purissima Hills Water District	08/26/2018	Expert	427.50
02/23/2021	226785	Citrus Heights Water District	01/27/2021	Liability - Property Damage	1,452.72
02/23/2021	226786	Fallbrook Public Utility District	01/16/2021	Liability - Property Damage	45,476.92
02/23/2021	226787	South Tahoe Public Utility District	01/28/2021	Liability - Property Damage	500.00
02/23/2021	226788	Alameda County Water District	08/05/2020	Liability- Bodily Injury	9,000.00
02/23/2021	226789	Alameda County Water District	08/05/2020	Liability- Bodily Injury	15,000.00
02/23/2021	226790	Lower Tule River Irrigation District	08/02/2019	Expense General	933.75
02/23/2021	226791	Rancho California Water District	07/15/2019	Expense General	1,345.05
02/23/2021	226792	Carpinteria Valley Water District	12/04/2020	Liability - Property Damage	15,940.00
02/23/2021	226793	Calleguas Municipal Water District	07/31/2017	PPD	580.00
02/23/2021	226794	Rancho California Water District	03/18/2008	Medical, general	193.04
02/23/2021	226795	Fresno Metropolitan Flood Control District	08/25/2018	Physical therapy	113.96
02/23/2021	226796	Sweetwater Authority	02/01/2021	TTD	510.30
02/23/2021	226797	Laguna Beach County Water District	05/29/2020	DME Supplies	328.50
02/23/2021	226798	El Dorado Irrigation District	10/21/2020	Physical therapy	100.31
02/23/2021	226799	Laguna Beach County Water District	05/29/2020	Physical therapy	254.16
02/23/2021	226800	Helix Water District	07/23/2019	Medical, general	104.30
02/23/2021	226801	Laguna Beach County Water District	05/29/2020	Physical therapy	127.08
02/23/2021	226802	Water Employee Services Authority	01/04/2021	Physical therapy	89.12
02/23/2021	226803	Water Employee Services Authority	01/04/2021	Physical therapy	89.12
02/23/2021	226804	Water Employee Services Authority	01/04/2021	Physical therapy	89.12
02/23/2021	226805	Helix Water District	07/23/2019	Physical therapy	103.11
02/23/2021	226806	Palmdale Water District	03/23/2015	Anesthesiologist	327.93
02/23/2021	226807	Panoche Water District	08/17/2019	Medical, general	117.06
02/23/2021	226808	Palmdale Water District	03/23/2015	Medical, general	101.96
02/23/2021	226809	Palmdale Water District	03/23/2015	Medical, general	193.65
02/23/2021	226810	South Tahoe Public Utility District	08/21/2020	Medical, general	40.18
02/23/2021	226811	Clearlake Oaks County Water District	12/11/2020	TTD	177.11
02/23/2021	226812	South Tahoe Public Utility District	06/25/2019	Physical therapy	1,128.00
02/23/2021	226813	Glenn-Colusa Irrigation District	05/08/2019	Medical, general	58.20
02/23/2021	226814	Laguna Beach County Water District	11/30/2020	Medical, general	372.93
02/23/2021	226815	Sweetwater Authority	12/11/2018	Bill Review Fee	8.50
02/23/2021	226815	Sweetwater Authority	01/20/2021	Bill Review Fee	8.50
02/23/2021	226815	Sweetwater Authority	01/20/2021	Bill Review Fee	8.50
02/23/2021	226815	San Luis & Delta-Mendota Water Authority	01/11/2021	Bill Review Fee	8.50
02/23/2021	226815	San Luis & Delta-Mendota Water Authority	01/11/2021	Bill Review Fee	6.99
02/23/2021	226815	Sacramento Suburban Water District	12/09/2020	Bill Review Fee	8.50
02/23/2021	226815	Sacramento Suburban Water District	12/09/2020	Bill Review Fee	8.50
02/23/2021	226815	Sweetwater Authority	02/28/2020	Bill Review Fee	8.50
02/23/2021	226815	Sweetwater Authority	02/28/2020	Bill Review Fee	1.99
02/23/2021	226815	Rancho California Water District	11/19/2020	Bill Review Fee	8.50



from 02/16/2021  
to 02/28/2021

ACWA Joint Powers Insurance Authority

Sorted By Check

## Claims Payment Report

<u>Check Date</u>	<u>Check Number</u>	<u>District Name</u>	<u>Claim Date</u>	<u>Transaction Type</u>	<u>Amount</u>
02/23/2021	226815	Rancho California Water District	11/19/2020	Bill Review Fee	2.73
02/23/2021	226815	Fallbrook Public Utility District	09/30/2020	Bill Review Fee	8.50
02/23/2021	226815	Fallbrook Public Utility District	09/30/2020	Bill Review Fee	9.54
02/23/2021	226815	Santa Clarita Valley Water Agency	12/10/2020	Bill Review Fee	8.50
02/23/2021	226815	Santa Clarita Valley Water Agency	12/10/2020	Bill Review Fee	8.50
02/23/2021	226815	Calleguas Municipal Water District	08/06/2020	Bill Review Fee	8.50
02/23/2021	226815	Cucamonga Valley Water District	12/21/2020	Bill Review Fee	8.50
02/23/2021	226815	Cucamonga Valley Water District	12/21/2020	Bill Review Fee	44.51
02/23/2021	226815	Water Employee Services Authority	10/09/2020	Bill Review Fee	8.50
02/23/2021	226815	Water Employee Services Authority	10/09/2020	Bill Review Fee	118.10
02/23/2021	226815	Desert Water Agency	05/26/2020	Bill Review Fee	8.50
02/23/2021	226815	Desert Water Agency	05/26/2020	Bill Review Fee	0.25
02/23/2021	226815	South Tahoe Public Utility District	08/21/2020	Bill Review Fee	8.50
02/23/2021	226815	South Tahoe Public Utility District	08/21/2020	Bill Review Fee	19.66
02/23/2021	226815	South Tahoe Public Utility District	08/21/2020	Bill Review Fee	8.50
02/23/2021	226815	South Tahoe Public Utility District	08/21/2020	Bill Review Fee	3.92
02/23/2021	226815	Alameda County Water District	01/15/2021	Bill Review Fee	8.50
02/23/2021	226815	Mission Springs Water District	08/21/2011	Bill Review Fee	8.50
02/23/2021	226815	Mission Springs Water District	08/21/2011	Bill Review Fee	5.26
02/23/2021	226815	Moulton Niguel Water District	01/12/2021	Bill Review Fee	8.50
02/23/2021	226815	Moulton Niguel Water District	01/12/2021	Bill Review Fee	17.70
02/23/2021	226815	Palmdale Water District	03/23/2015	Bill Review Fee	8.50
02/23/2021	226815	Palmdale Water District	03/23/2015	Bill Review Fee	8.50
02/23/2021	226815	Palmdale Water District	03/23/2015	Bill Review Fee	9.70
02/23/2021	226815	Palmdale Water District	03/23/2015	Bill Review Fee	8.50
02/23/2021	226815	Palmdale Water District	03/23/2015	Bill Review Fee	8.50
02/23/2021	226815	Palmdale Water District	03/23/2015	Bill Review Fee	22.41
02/23/2021	226815	Palmdale Water District	03/23/2015	Bill Review Fee	8.50
02/23/2021	226815	Palmdale Water District	03/23/2015	Bill Review Fee	11.57
02/23/2021	226815	Alameda County Water District	09/16/2020	Bill Review Fee	8.50
02/23/2021	226815	Alameda County Water District	09/16/2020	Bill Review Fee	8.50
02/23/2021	226815	Glenn-Colusa Irrigation District	05/08/2019	Bill Review Fee	8.50
02/23/2021	226815	Glenn-Colusa Irrigation District	05/08/2019	Bill Review Fee	12.59
02/23/2021	226815	Santa Clarita Valley Water Agency	01/01/2020	Bill Review Fee	8.50
02/23/2021	226815	Santa Clarita Valley Water Agency	01/01/2020	Bill Review Fee	2.96
02/23/2021	226815	Walnut Valley Water District	08/14/2020	Bill Review Fee	8.50
02/23/2021	226815	Laguna Beach County Water District	06/11/2020	Bill Review Fee	8.50
02/23/2021	226815	Laguna Beach County Water District	06/11/2020	Bill Review Fee	10.82
02/23/2021	226815	Laguna Beach County Water District	06/11/2020	Bill Review Fee	8.50
02/23/2021	226815	Laguna Beach County Water District	06/11/2020	Bill Review Fee	10.82
02/23/2021	226815	Laguna Beach County Water District	10/29/2019	Bill Review Fee	8.50
02/23/2021	226815	Wheeler Ridge-Maricopa Water Storage D	02/20/2020	Bill Review Fee	8.50
02/23/2021	226815	Wheeler Ridge-Maricopa Water Storage D	02/20/2020	Bill Review Fee	6.05
02/23/2021	226815	Laguna Beach County Water District	11/30/2020	Bill Review Fee	8.50

from 02/16/2021  
to 02/28/2021

ACWA Joint Powers Insurance Authority

Sorted By Check

## Claims Payment Report

<u>Check Date</u>	<u>Check Number</u>	<u>District Name</u>	<u>Claim Date</u>	<u>Transaction Type</u>	<u>Amount</u>
02/23/2021	226815	Laguna Beach County Water District	11/30/2020	Bill Review Fee	8.33
02/23/2021	226815	Laguna Beach County Water District	11/30/2020	Bill Review Fee	8.50
02/23/2021	226815	Laguna Beach County Water District	11/30/2020	Bill Review Fee	8.50
02/23/2021	226815	Laguna Beach County Water District	11/30/2020	Bill Review Fee	10.77
02/23/2021	226815	El Dorado Irrigation District	10/21/2020	Bill Review Fee	8.50
02/23/2021	226815	Alameda County Water District	01/25/2021	Bill Review Fee	8.50
02/23/2021	226815	Alameda County Water District	01/25/2021	Bill Review Fee	2.79
02/23/2021	226815	Mission Springs Water District	12/30/2020	Bill Review Fee	8.50
02/23/2021	226815	Mission Springs Water District	12/30/2020	Bill Review Fee	1.44
02/23/2021	226815	Soquel Creek Water District	08/17/2017	Bill Review Fee	8.50
02/23/2021	226815	Orange County Water District	11/09/2020	Bill Review Fee	8.50
02/23/2021	226815	Orange County Water District	11/09/2020	Bill Review Fee	0.35
02/23/2021	226815	Mesa Water District	07/30/2020	Bill Review Fee	8.50
02/23/2021	226815	Mesa Water District	07/30/2020	Bill Review Fee	2.38
02/23/2021	226815	Valley of the Moon Water District	03/26/2020	Bill Review Fee	8.50
02/23/2021	226815	Valley of the Moon Water District	03/26/2020	Bill Review Fee	3.13
02/23/2021	226815	Helix Water District	08/12/2020	Bill Review Fee	8.50
02/23/2021	226815	Helix Water District	08/12/2020	Bill Review Fee	8.50
02/23/2021	226815	Helix Water District	08/12/2020	Bill Review Fee	3.32
02/23/2021	226815	Fresno Metropolitan Flood Control District	08/25/2018	Bill Review Fee	8.50
02/23/2021	226815	Fresno Metropolitan Flood Control District	08/25/2018	Bill Review Fee	5.03
02/23/2021	226815	Sweetwater Authority	09/12/2020	Bill Review Fee	8.50
02/23/2021	226815	Sweetwater Authority	09/12/2020	Bill Review Fee	5.91
02/23/2021	226815	Calaveras County Water District	10/15/2020	Bill Review Fee	8.50
02/23/2021	226815	Calaveras County Water District	10/15/2020	Bill Review Fee	8.50
02/23/2021	226815	Calaveras County Water District	10/15/2020	Bill Review Fee	0.48
02/23/2021	226815	Panoche Water District	08/17/2019	Bill Review Fee	8.50
02/23/2021	226815	Panoche Water District	08/17/2019	Bill Review Fee	15.91
02/23/2021	226815	Monte Vista Water District	08/24/2020	Bill Review Fee	8.50
02/23/2021	226815	Monte Vista Water District	08/24/2020	Bill Review Fee	7.04
02/23/2021	226815	Helix Water District	04/12/1989	Bill Review Fee	8.50
02/23/2021	226815	Helix Water District	04/12/1989	Bill Review Fee	6.11
02/23/2021	226815	Helix Water District	04/12/1989	Bill Review Fee	8.50
02/23/2021	226815	Helix Water District	04/12/1989	Bill Review Fee	3.30
02/23/2021	226815	Helix Water District	04/12/1989	Bill Review Fee	8.50
02/23/2021	226815	Helix Water District	04/12/1989	Bill Review Fee	3.30
02/23/2021	226815	Solano Irrigation District	07/15/2014	Bill Review Fee	8.50
02/23/2021	226815	Solano Irrigation District	07/15/2014	Bill Review Fee	5.22
02/23/2021	226815	Sweetwater Authority	10/08/2020	Bill Review Fee	8.50
02/23/2021	226815	Sweetwater Authority	10/08/2020	Bill Review Fee	16.17
02/23/2021	226815	Water Employee Services Authority	01/04/2021	Bill Review Fee	8.50
02/23/2021	226815	Water Employee Services Authority	01/04/2021	Bill Review Fee	3.93
02/23/2021	226815	Water Employee Services Authority	01/04/2021	Bill Review Fee	8.50
02/23/2021	226815	Water Employee Services Authority	01/04/2021	Bill Review Fee	3.93

from 02/16/2021  
to 02/28/2021

ACWA Joint Powers Insurance Authority

Sorted By Check

## Claims Payment Report

<u>Check Date</u>	<u>Check Number</u>	<u>District Name</u>	<u>Claim Date</u>	<u>Transaction Type</u>	<u>Amount</u>
02/23/2021	226815	Rancho California Water District	03/18/2008	Bill Review Fee	8.50
02/23/2021	226815	Rancho California Water District	03/18/2008	Bill Review Fee	5.36
02/23/2021	226815	American River Flood Control District	11/04/2020	Bill Review Fee	8.50
02/23/2021	226815	South Coast Water District	10/15/2020	Bill Review Fee	8.50
02/23/2021	226815	South Coast Water District	10/15/2020	Bill Review Fee	7.81
02/23/2021	226815	Orange County Water District	10/07/2020	Bill Review Fee	8.50
02/23/2021	226815	Orange County Water District	10/07/2020	Bill Review Fee	1.70
02/23/2021	226815	Orange County Water District	10/07/2020	Bill Review Fee	8.50
02/23/2021	226815	Orange County Water District	10/07/2020	Bill Review Fee	2.51
02/23/2021	226815	Santa Clarita Valley Water Agency	01/25/2021	Bill Review Fee	8.50
02/23/2021	226815	Santa Clarita Valley Water Agency	01/25/2021	Bill Review Fee	6.30
02/23/2021	226815	Santa Clarita Valley Water Agency	01/25/2021	Bill Review Fee	8.50
02/23/2021	226815	Santa Clarita Valley Water Agency	01/25/2021	Bill Review Fee	3.92
02/23/2021	226815	Walnut Valley Water District	12/26/2019	Bill Review Fee	8.50
02/23/2021	226815	Walnut Valley Water District	12/26/2019	Bill Review Fee	8.68
02/23/2021	226815	Laguna Beach County Water District	05/29/2020	Bill Review Fee	8.50
02/23/2021	226815	Laguna Beach County Water District	05/29/2020	Bill Review Fee	8.50
02/23/2021	226815	Laguna Beach County Water District	05/29/2020	Bill Review Fee	8.50
02/23/2021	226815	Western Municipal Water District	11/21/2019	Bill Review Fee	8.50
02/23/2021	226815	Western Municipal Water District	11/21/2019	Bill Review Fee	1.28
02/23/2021	226815	Western Municipal Water District	11/21/2019	Bill Review Fee	8.50
02/23/2021	226815	Tulare Irrigation District	10/19/2011	Bill Review Fee	8.50
02/23/2021	226815	San Dieguito Water District	09/23/2020	Bill Review Fee	8.50
02/23/2021	226815	San Dieguito Water District	09/23/2020	Bill Review Fee	1.09
02/23/2021	226815	Helix Water District	07/23/2019	Bill Review Fee	8.50
02/23/2021	226815	Helix Water District	07/23/2019	Bill Review Fee	8.59
02/23/2021	226815	Helix Water District	07/23/2019	Bill Review Fee	8.50
02/23/2021	226815	Helix Water District	07/23/2019	Bill Review Fee	8.50
02/23/2021	226815	Helix Water District	07/23/2019	Bill Review Fee	5.11
02/23/2021	226815	Sweetwater Authority	09/28/2017	Bill Review Fee	8.50
02/23/2021	226815	Sweetwater Authority	09/28/2017	Bill Review Fee	7.85
02/23/2021	226815	Solano Irrigation District	08/19/2019	Bill Review Fee	8.50
02/23/2021	226815	Solano Irrigation District	08/19/2019	Bill Review Fee	0.41
02/23/2021	226815	South Tahoe Public Utility District	06/25/2019	Bill Review Fee	8.50
02/23/2021	226815	Merced Irrigation District	08/08/2020	Bill Review Fee	8.50
02/23/2021	226815	Merced Irrigation District	08/08/2020	Bill Review Fee	8.38
02/23/2021	226815	Merced Irrigation District	08/08/2020	Bill Review Fee	8.50
02/23/2021	226815	Merced Irrigation District	08/08/2020	Bill Review Fee	8.38
02/23/2021	226815	Merced Irrigation District	08/08/2020	Bill Review Fee	8.50
02/23/2021	226815	Merced Irrigation District	08/08/2020	Bill Review Fee	8.38
02/23/2021	226815	Merced Irrigation District	08/08/2020	Bill Review Fee	8.50
02/23/2021	226815	Merced Irrigation District	08/08/2020	Bill Review Fee	8.38
02/23/2021	226816	Moulton Niguel Water District	01/12/2021	TTD	1,054.74
02/23/2021	226817	Moulton Niguel Water District	01/12/2021	TD penalty	105.48

from 02/16/2021  
to 02/28/2021

ACWA Joint Powers Insurance Authority

Sorted By Check

## Claims Payment Report

<u>Check Date</u>	<u>Check Number</u>	<u>District Name</u>	<u>Claim Date</u>	<u>Transaction Type</u>	<u>Amount</u>
02/23/2021	226818	Soquel Creek Water District	08/17/2017	Med/Legal evaluation	687.50
02/23/2021	226819	Sweetwater Authority	09/12/2020	Physical therapy	133.92
02/23/2021	226820	Sweetwater Authority	09/12/2020	Physical therapy	133.92
02/23/2021	226821	Mission Springs Water District	12/30/2020	Medical, general	109.77
02/23/2021	226822	Water Employee Services Authority	06/23/2020	TTD	2,598.86
02/23/2021	226823	South Coast Water District	10/15/2020	Medical, general	176.93
02/23/2021	226824	Desert Water Agency	05/26/2020	Diagnostics	11.27
02/23/2021	226825	Water Employee Services Authority	10/09/2020	Hospital (Outpatient)	2,238.00
02/23/2021	226826	Laguna Beach County Water District	11/30/2020	TTD	2,226.66
02/23/2021	226827	Crescenta Valley Water District	09/25/2019	PPD	580.00
02/23/2021	226828	Water Employee Services Authority	12/10/2018	Medical, general	140.61
02/23/2021	226829	Mission Springs Water District	08/21/2011	Medical, general	121.20
02/23/2021	226830	Mission Springs Water District	08/21/2011	Medical, general	140.61
02/23/2021	226831	Fallbrook Public Utility District	09/30/2020	Medical, general	255.34
02/23/2021	226832	Palmdale Water District	03/23/2015	Medical, general	102.32
02/23/2021	226833	Palmdale Water District	03/23/2015	Medical, general	219.91
02/23/2021	226834	Palmdale Water District	03/23/2015	Medical, general	195.35
02/23/2021	226835	Laguna Beach County Water District	11/30/2020	Physical therapy	244.04
02/23/2021	226836	Soquel Creek Water District	11/16/2020	Medical, general	154.75
02/23/2021	226837	Stockton-East Water District	02/28/2004	Medical, general	197.27
02/23/2021	226838	Wheeler Ridge-Maricopa Water Storage D	02/20/2020	Medical, general	137.19
02/23/2021	226839	Sacramento Suburban Water District	12/09/2020	Pharmacy	9.61
02/23/2021	226840	Alameda County Water District	01/15/2021	Diagnostics	124.04
02/23/2021	226841	Carmichael Water District	12/12/2019	TTD	2,502.76
02/23/2021	226842	Clearlake Oaks County Water District	12/11/2020	TTD	939.42
02/23/2021	226843	Sweetwater Authority	10/08/2020	TTD	2,598.86
02/23/2021	226844	Truckee Donner Public Utility District	11/06/2020	TTD	1,856.33
02/23/2021	226845	Sweetwater Authority	09/12/2020	TTD	2,461.12
02/23/2021	226846	El Dorado Irrigation District	01/28/2021	Hospital (Outpatient)	544.83
02/23/2021	226847	Monte Vista Water District	08/24/2020	Medical, general	111.13
02/23/2021	226848	Sweetwater Authority	12/11/2018	Physical therapy	160.53
02/23/2021	226849	Walnut Valley Water District	08/14/2020	Physical therapy	132.67
02/23/2021	226850	Helix Water District	08/12/2020	Physical therapy	141.72
02/23/2021	226851	Rancho California Water District	03/18/2008	Pharmacy	23.42
02/23/2021	226852	San Luis Water District	08/09/2013	Pharmacy	496.00
02/23/2021	226853	Solano Irrigation District	03/14/2017	Pharmacy	43.32
02/23/2021	226854	San Juan Water District	01/26/2016	Pharmacy	331.67
02/23/2021	226855	Kaweah Delta Water Conservation District	10/07/2014	Pharmacy	58.95
02/23/2021	226856	Panoche Water District	08/17/2019	Pharmacy	16.65
02/23/2021	226857	Cucamonga Valley Water District	08/13/2020	Pharmacy	35.98
02/23/2021	226858	Tahoe City Public Utility District	08/11/2020	Pharmacy	33.04
02/23/2021	226859	Valley of the Moon Water District	03/26/2020	Pharmacy	32.82
02/23/2021	226860	Sweetwater Authority	10/08/2020	TTD	2,598.86
02/23/2021	226861	Solano Irrigation District	07/15/2014	Medical, general	118.34

from 02/16/2021  
to 02/28/2021

ACWA Joint Powers Insurance Authority

Sorted By Check

## Claims Payment Report

<u>Check Date</u>	<u>Check Number</u>	<u>District Name</u>	<u>Claim Date</u>	<u>Transaction Type</u>	<u>Amount</u>
02/23/2021	226862	Alameda County Water District	09/16/2020	DME Supplies	6.84
02/23/2021	226863	Rancho California Water District	11/19/2020	Medical, general	153.55
02/23/2021	226864	Santa Clarita Valley Water Agency	01/01/2020	Medical, general	12.25
02/23/2021	226865	Santa Clarita Valley Water Agency	01/25/2021	Medical, general	478.44
02/23/2021	226866	Alameda County Water District	09/30/2020	Medical, general	168.05
02/23/2021	226867	Vallecitos Water District	01/19/2011	Medical, general	109.79
02/23/2021	226868	Rancho California Water District	01/20/2021	Medical, general	150.32
02/23/2021	226869	Rancho California Water District	01/20/2021	Medical, general	259.92
02/23/2021	226870	Rancho California Water District	11/19/2020	Physical therapy	144.87
02/23/2021	226871	Santa Clarita Valley Water Agency	01/25/2021	Medical, general	208.05
02/23/2021	226872	Alameda County Water District	01/25/2021	Physical therapy	148.14
02/23/2021	226873	Santa Clarita Valley Water Agency	01/01/2020	Physical therapy	157.20
02/23/2021	226874	Water Employee Services Authority	01/04/2021	TTD	427.54
02/23/2021	226875	Water Employee Services Authority	01/04/2021	TTD	1,995.20
02/23/2021	226876	Cucamonga Valley Water District	03/01/2016	Medical, general	137.39
02/23/2021	226877	Laguna Beach County Water District	05/29/2020	Medical, general	127.24
02/23/2021	226878	San Luis & Delta-Mendota Water Authority	01/11/2021	Medical, general	86.65
02/23/2021	226879	Helix Water District	08/12/2020	Chiropractor	75.03
02/23/2021	226880	Helix Water District	08/12/2020	Chiropractor	75.18
02/23/2021	226881	Cucamonga Valley Water District	12/21/2020	Medical, general	602.78
02/23/2021	226882	Orange County Water District	11/09/2020	Medical, general	158.00
02/23/2021	226883	Orange County Water District	10/07/2020	Medical, general	112.94
02/23/2021	226884	Orange County Water District	10/07/2020	Chiropractor	166.41
02/23/2021	226885	Mesa Water District	07/30/2020	Medical, general	158.00
02/23/2021	226886	Walnut Valley Water District	12/26/2019	Physical therapy	104.13
02/23/2021	226887	Sweetwater Authority	10/08/2020	Medical, general	163.59
02/23/2021	226888	Glenn-Colusa Irrigation District	05/08/2019	Medical, general	111.16
02/23/2021	226889	Calaveras County Water District	10/15/2020	Medical, general	10.96
02/23/2021	226890	Helix Water District	04/12/1989	Chiropractor	138.47
02/23/2021	226891	Helix Water District	04/12/1989	Chiropractor	74.72
02/23/2021	226892	Helix Water District	04/12/1989	Chiropractor	74.72
02/23/2021	226893	Sweetwater Authority	09/28/2017	Medical, general	86.65
02/23/2021	226894	Helix Water District	07/23/2019	Medical, general	65.81
02/23/2021	226895	Sweetwater Authority	01/20/2021	Medical, general	150.00
02/23/2021	226896	Sweetwater Authority	01/20/2021	Medical, general	142.28
02/23/2021	226897	Yuba County Water Agency	05/08/2017	PPD	580.00
02/23/2021	226898	Valley of the Moon Water District	11/19/2020	Medical, general	62.01
02/23/2021	226899	Valley of the Moon Water District	11/17/2020	Medical, general	128.58
02/23/2021	226900	Valley of the Moon Water District	03/26/2020	Medical, general	71.02
02/23/2021	226901	Moulton Niguel Water District	01/12/2021	Medical, general	381.39
02/23/2021	226902	Moulton Niguel Water District	01/12/2021	Medical, general	140.61
02/23/2021	226903	Laguna Beach County Water District	11/30/2020	Medical, general	88.13
02/23/2021	226904	Western Municipal Water District	11/21/2019	Medical, general	148.74
02/23/2021	226905	San Luis & Delta-Mendota Water Authority	05/04/2018	PPD	6,960.00

from 02/16/2021  
to 02/28/2021

ACWA Joint Powers Insurance Authority

Sorted By Check

**Claims Payment Report**

<u>Check Date</u>	<u>Check Number</u>	<u>District Name</u>	<u>Claim Date</u>	<u>Transaction Type</u>	<u>Amount</u>
02/23/2021	226906	Santa Clarita Valley Water Agency	12/10/2020	Medical, general	121.45
02/23/2021	226907	Santa Clarita Valley Water Agency	12/10/2020	Medical, general	121.45
02/23/2021	226908	Calaveras County Water District	10/15/2020	Hospital (Outpatient)	2,016.19
02/23/2021	226909	Solano Irrigation District	08/19/2019	Medical, general	100.47
02/23/2021	226910	Laguna Beach County Water District	06/11/2020	Physical therapy	129.80
02/23/2021	226911	Laguna Beach County Water District	06/11/2020	Physical therapy	129.80
02/23/2021	226912	Sweetwater Authority	02/28/2020	Physical therapy	151.45
02/23/2021	226913	South Tahoe Public Utility District	01/07/2021	Surgery Costs	1,335.43
02/23/2021	226914	South Tahoe Public Utility District	08/21/2020	Medical, general	298.18
02/23/2021	226915	Alameda County Water District	09/16/2020	Medical, general	118.83
02/23/2021	226916	Sacramento Suburban Water District	12/09/2020	Diagnostics	42.14
02/23/2021	226917	Sacramento Suburban Water District	12/09/2020	Diagnostics	12.02
02/23/2021	226918	Alameda County Water District	09/16/2020	Medical, general	12.89
02/23/2021	226919	Sacramento Suburban Water District	12/09/2020	Physical therapy	187.48
02/23/2021	226920	Laguna Beach County Water District	06/11/2020	Medical, general	267.62
02/23/2021	226921	Kern County Water Agency	09/16/2016	PPD	580.00
02/23/2021	226922	Orange County Water District	11/09/2020	Hospital (Outpatient)	138.60
02/23/2021	226923	Calleguas Municipal Water District	08/06/2020	Physical therapy	212.42
02/23/2021	226924	Western Municipal Water District	11/21/2019	Physical therapy	121.10
02/23/2021	226925	San Dieguito Water District	09/23/2020	Physical therapy	82.88
02/23/2021	226926	Merced Irrigation District	08/08/2020	Physical therapy	100.56
02/23/2021	226927	Merced Irrigation District	08/08/2020	Physical therapy	100.56
02/23/2021	226928	Merced Irrigation District	08/08/2020	Physical therapy	100.56
02/23/2021	226929	Merced Irrigation District	08/08/2020	Physical therapy	100.56
02/25/2021	226930	Cucamonga Valley Water District	08/13/2020	Mileage	163.13
02/25/2021	226931	Sweetwater Authority	02/01/2021	TTD	2,381.40
02/25/2021	226932	Sutter Extension Water District	04/19/2019	TTD	282.56
02/25/2021	226933	Berrenda Mesa Water District	02/25/2013	PPD	460.00
02/25/2021	226934	Palmdale Water District	03/23/2015	Home Health Care	160.00
02/25/2021	226935	Desert Water Agency	08/22/2020	Photocopy	30.00
02/25/2021	226936	Desert Water Agency	08/22/2020	Photocopy	75.00
02/25/2021	226937	Desert Water Agency	08/22/2020	Photocopy	180.00
02/25/2021	226938	Valley of the Moon Water District	03/26/2020	Diagnostics	12.66
02/25/2021	226939	Sweetwater Authority	08/16/2017	Expense, general	1,250.00
02/25/2021	226940	San Luis Water District	09/04/2020	TTD	239.48
02/25/2021	226941	Orange County Water District	11/17/2003	Physical therapy	556.73
02/25/2021	226942	Glenn-Colusa Irrigation District	11/02/2020	Medical, general	90.19
02/25/2021	226943	Laguna Beach County Water District	10/29/2019	Medical, general	121.45
02/25/2021	226944	Laguna Beach County Water District	01/09/2020	Medical, general	252.09
02/25/2021	226945	South Coast Water District	07/14/2020	Medical, general	169.89
02/25/2021	226946	Yorba Linda Water District	09/09/2019	Utilization review	310.00
02/25/2021	226946	Glenn-Colusa Irrigation District	05/08/2019	Utilization review	575.00
02/25/2021	226946	Mariana Ranchos County Water District	09/10/2019	Utilization review	875.00
02/25/2021	226946	San Juan Water District	08/28/2003	Utilization review	150.00



from 02/16/2021  
to 02/28/2021

ACWA Joint Powers Insurance Authority

Sorted By Check

## Claims Payment Report

<u>Check Date</u>	<u>Check Number</u>	<u>District Name</u>	<u>Claim Date</u>	<u>Transaction Type</u>	<u>Amount</u>
02/25/2021	226946	Panoche Water District	08/17/2019	Utilization review	1,225.00
02/25/2021	226946	Santa Ynez River WCD Improvement Dist	08/08/2001	Utilization review	275.00
02/25/2021	226946	Kern County Water Agency	09/16/2016	Utilization review	350.00
02/25/2021	226946	Sweetwater Authority	09/28/2017	Utilization review	300.00
02/25/2021	226947	Cucamonga Valley Water District	03/01/2016	Bill Review Fee	8.50
02/25/2021	226947	Cucamonga Valley Water District	03/01/2016	Bill Review Fee	8.10
02/25/2021	226947	Sweetwater Authority	12/11/2018	Bill Review Fee	8.50
02/25/2021	226947	Sweetwater Authority	12/11/2018	Bill Review Fee	8.50
02/25/2021	226947	Vista Irrigation District	02/04/2019	Bill Review Fee	8.50
02/25/2021	226947	Vista Irrigation District	02/04/2019	Bill Review Fee	6.56
02/25/2021	226947	Vista Irrigation District	06/07/2019	Bill Review Fee	8.50
02/25/2021	226947	Vista Irrigation District	06/07/2019	Bill Review Fee	13.49
02/25/2021	226947	Moulton Niguel Water District	09/02/2020	Bill Review Fee	8.50
02/25/2021	226947	Moulton Niguel Water District	09/02/2020	Bill Review Fee	14.19
02/25/2021	226947	Moulton Niguel Water District	09/02/2020	Bill Review Fee	8.50
02/25/2021	226947	Moulton Niguel Water District	09/02/2020	Bill Review Fee	14.19
02/25/2021	226947	Moulton Niguel Water District	09/02/2020	Bill Review Fee	8.50
02/25/2021	226947	Moulton Niguel Water District	09/02/2020	Bill Review Fee	8.33
02/25/2021	226947	San Luis Water District	08/09/2013	Bill Review Fee	8.50
02/25/2021	226947	San Luis Water District	08/09/2013	Bill Review Fee	9.78
02/25/2021	226947	Orange County Water District	11/17/2003	Bill Review Fee	8.50
02/25/2021	226947	Orange County Water District	11/17/2003	Bill Review Fee	15.47
02/25/2021	226947	Laguna Beach County Water District	01/09/2020	Bill Review Fee	8.50
02/25/2021	226947	Sweetwater Authority	02/28/2020	Bill Review Fee	8.50
02/25/2021	226947	Sweetwater Authority	02/28/2020	Bill Review Fee	2.10
02/25/2021	226947	Sweetwater Authority	02/28/2020	Bill Review Fee	8.50
02/25/2021	226947	Rancho California Water District	11/19/2020	Bill Review Fee	8.50
02/25/2021	226947	Rancho California Water District	11/19/2020	Bill Review Fee	2.73
02/25/2021	226947	Kings River Conservation District	03/02/2018	Bill Review Fee	8.50
02/25/2021	226947	Calaveras County Water District	10/08/2020	Bill Review Fee	8.50
02/25/2021	226947	Calaveras County Water District	10/08/2020	Bill Review Fee	9.91
02/25/2021	226947	Calleguas Municipal Water District	08/06/2020	Bill Review Fee	8.50
02/25/2021	226947	Yorba Linda Water District	10/15/2020	Bill Review Fee	8.50
02/25/2021	226947	Yorba Linda Water District	10/15/2020	Bill Review Fee	8.33
02/25/2021	226947	Yorba Linda Water District	10/15/2020	Bill Review Fee	8.50
02/25/2021	226947	Yorba Linda Water District	10/15/2020	Bill Review Fee	14.19
02/25/2021	226947	Water Employee Services Authority	10/09/2020	Bill Review Fee	8.50
02/25/2021	226947	Water Employee Services Authority	10/09/2020	Bill Review Fee	9.15
02/25/2021	226947	Glenn-Colusa Irrigation District	11/02/2020	Bill Review Fee	8.50
02/25/2021	226947	Glenn-Colusa Irrigation District	11/02/2020	Bill Review Fee	4.88
02/25/2021	226947	Alameda County Water District	01/15/2021	Bill Review Fee	8.50
02/25/2021	226947	Alameda County Water District	01/15/2021	Bill Review Fee	8.50
02/25/2021	226947	Alameda County Water District	01/15/2021	Bill Review Fee	8.50
02/25/2021	226947	Palmdale Water District	03/23/2015	Bill Review Fee	8.50

from 02/16/2021  
to 02/28/2021

ACWA Joint Powers Insurance Authority

Sorted By Check

**Claims Payment Report**

<u>Check Date</u>	<u>Check Number</u>	<u>District Name</u>	<u>Claim Date</u>	<u>Transaction Type</u>	<u>Amount</u>
02/25/2021	226947	Palmdale Water District	03/23/2015	Bill Review Fee	11.35
02/25/2021	226947	Water Employee Services Authority	06/23/2020	Bill Review Fee	8.50
02/25/2021	226947	Water Employee Services Authority	06/23/2020	Bill Review Fee	87.95
02/25/2021	226947	Water Employee Services Authority	06/23/2020	Bill Review Fee	156.57
02/25/2021	226947	Water Employee Services Authority	06/23/2020	Bill Review Fee	8.50
02/25/2021	226947	Water Employee Services Authority	06/23/2020	Bill Review Fee	20.75
02/25/2021	226947	Alameda County Water District	09/16/2020	Bill Review Fee	8.50
02/25/2021	226947	Alameda County Water District	09/16/2020	Bill Review Fee	8.50
02/25/2021	226947	Santa Clarita Valley Water Agency	01/01/2020	Bill Review Fee	8.50
02/25/2021	226947	Santa Clarita Valley Water Agency	01/01/2020	Bill Review Fee	21.58
02/25/2021	226947	Laguna Beach County Water District	10/29/2019	Bill Review Fee	8.50
02/25/2021	226947	East Contra Costa Irrigation District	10/05/2020	Bill Review Fee	8.50
02/25/2021	226947	East Contra Costa Irrigation District	10/05/2020	Bill Review Fee	1.14
02/25/2021	226947	Laguna Beach County Water District	11/30/2020	Bill Review Fee	8.50
02/25/2021	226947	Laguna Beach County Water District	11/30/2020	Bill Review Fee	17.15
02/25/2021	226947	Laguna Beach County Water District	11/30/2020	Bill Review Fee	8.50
02/25/2021	226947	Laguna Beach County Water District	11/30/2020	Bill Review Fee	14.19
02/25/2021	226947	Laguna Beach County Water District	11/30/2020	Bill Review Fee	8.50
02/25/2021	226947	Laguna Beach County Water District	11/30/2020	Bill Review Fee	14.19
02/25/2021	226947	Laguna Beach County Water District	11/30/2020	Bill Review Fee	8.50
02/25/2021	226947	Laguna Beach County Water District	11/30/2020	Bill Review Fee	14.19
02/25/2021	226947	Laguna Beach County Water District	11/30/2020	Bill Review Fee	8.50
02/25/2021	226947	Laguna Beach County Water District	11/30/2020	Bill Review Fee	21.11
02/25/2021	226947	Sweetwater Authority	08/16/2017	Bill Review Fee	8.50
02/25/2021	226947	Alameda County Water District	11/21/2020	Bill Review Fee	8.50
02/25/2021	226947	El Dorado Irrigation District	10/21/2020	Bill Review Fee	8.50
02/25/2021	226947	Joshua Basin Water District	04/16/2020	Bill Review Fee	8.50
02/25/2021	226947	Mesa Water District	07/30/2020	Bill Review Fee	8.50
02/25/2021	226947	Mesa Water District	07/30/2020	Bill Review Fee	8.69
02/25/2021	226947	Sweetwater Authority	10/08/2020	Bill Review Fee	8.50
02/25/2021	226947	Sweetwater Authority	10/08/2020	Bill Review Fee	2.06
02/25/2021	226947	Valley of the Moon Water District	03/26/2020	Bill Review Fee	8.50
02/25/2021	226947	Valley of the Moon Water District	03/26/2020	Bill Review Fee	1.32
02/25/2021	226947	El Toro Water District	06/22/2015	Bill Review Fee	8.50
02/25/2021	226947	El Toro Water District	06/22/2015	Bill Review Fee	19.46
02/25/2021	226947	Palmdale Water District	12/03/2020	Bill Review Fee	8.50
02/25/2021	226947	Helix Water District	04/12/1989	Bill Review Fee	8.50
02/25/2021	226947	Sweetwater Authority	10/08/2020	Bill Review Fee	8.50
02/25/2021	226947	Alameda County Water District	01/26/2021	Bill Review Fee	8.50
02/25/2021	226947	Alameda County Water District	01/26/2021	Bill Review Fee	8.50
02/25/2021	226947	Alameda County Water District	01/26/2021	Bill Review Fee	8.50
02/25/2021	226947	Alameda County Water District	12/03/2020	Bill Review Fee	8.50
02/25/2021	226947	Valley Center Municipal Water District	08/16/2020	Bill Review Fee	8.50
02/25/2021	226947	Western Municipal Water District	11/21/2019	Bill Review Fee	8.50

from 02/16/2021  
to 02/28/2021

ACWA Joint Powers Insurance Authority

Sorted By Check

**Claims Payment Report**

<u>Check Date</u>	<u>Check Number</u>	<u>District Name</u>	<u>Claim Date</u>	<u>Transaction Type</u>	<u>Amount</u>
02/25/2021	226947	South Coast Water District	07/14/2020	Bill Review Fee	8.50
02/25/2021	226947	Browns Valley Irrigation District	02/05/2020	Bill Review Fee	8.50
02/25/2021	226947	Browns Valley Irrigation District	02/05/2020	Bill Review Fee	0.94
02/25/2021	226947	Merced Irrigation District	08/08/2020	Bill Review Fee	8.50
02/25/2021	226947	Merced Irrigation District	08/08/2020	Bill Review Fee	6.77
02/25/2021	226947	Merced Irrigation District	08/08/2020	Bill Review Fee	8.50
02/25/2021	226947	Merced Irrigation District	08/08/2020	Bill Review Fee	8.38
02/25/2021	226947	Merced Irrigation District	08/08/2020	Bill Review Fee	8.50
02/25/2021	226947	Merced Irrigation District	08/08/2020	Bill Review Fee	8.38
02/25/2021	226947	El Dorado Irrigation District	06/14/2008	Bill Review Fee	8.50
02/25/2021	226947	El Dorado Irrigation District	06/14/2008	Bill Review Fee	42.48
02/25/2021	226948	Amador Water Agency	04/01/2019	Legal (Defense)	101.97
02/25/2021	226949	Moulton Niguel Water District	01/12/2021	Mileage	184.80
02/25/2021	226950	Soquel Creek Water District	08/17/2017	Deposition/Witness fees	375.00
02/25/2021	226951	Las Virgenes Municipal Water District	01/07/2021	Investigation/Subrosa	56.00
02/25/2021	226952	Las Virgenes Municipal Water District	01/07/2021	Investigation/Subrosa	886.70
02/25/2021	226953	Yorba Linda Water District	01/14/2021	Investigation/Subrosa	834.86
02/25/2021	226954	El Toro Water District	06/22/2015	Medical, general	303.22
02/25/2021	226955	Cucamonga Valley Water District	03/08/2019	PPD	580.00
02/25/2021	226956	Palmdale Water District	03/23/2015	Medical, general	101.55
02/25/2021	226957	East Contra Costa Irrigation District	10/05/2020	Medical, general	60.64
02/25/2021	226958	Reclamation District #2068	07/24/2017	Mileage	765.54
02/25/2021	226959	Alameda County Water District	01/15/2021	Pharmacy	9.96
02/25/2021	226960	Joshua Basin Water District	04/16/2020	Deposition/Witness fees	1,162.50
02/25/2021	226961	Walnut Valley Water District	02/13/2014	Legal (Defense)	658.00
02/25/2021	226962	Laguna Beach County Water District	01/19/2021	TTD	2,712.62
02/25/2021	226963	Kaweah Delta Water Conservation District	05/25/2020	Photocopy	146.50
02/25/2021	226964	Desert Water Agency	09/17/2020	Photocopy	119.83
02/25/2021	226965	Vista Irrigation District	02/04/2019	Legal (Defense)	312.00
02/25/2021	226966	Las Virgenes Municipal Water District	07/17/2019	Legal (Defense)	1,638.00
02/25/2021	226967	Water Employee Services Authority	12/10/2018	Legal (Defense)	1,079.40
02/25/2021	226968	Sweetwater Authority	06/30/2020	Legal (Defense)	156.00
02/25/2021	226969	Vallecitos Water District	01/14/2016	Legal (Defense)	136.50
02/25/2021	226970	Moulton Niguel Water District	01/23/2019	Legal (Defense)	1,564.25
02/25/2021	226971	Padre Dam Municipal Water District	12/26/2001	Legal (Defense)	481.75
02/25/2021	226972	Helix Water District	07/23/2019	Legal (Defense)	175.50
02/25/2021	226973	Ramona Municipal Water District	04/10/2013	Legal (Defense)	175.50
02/25/2021	226974	Calaveras County Water District	10/08/2020	Diagnostics	184.35
02/25/2021	226975	Joshua Basin Water District	04/16/2020	Photocopy	256.30
02/25/2021	226976	San Luis Water District	09/04/2020	TTD	718.44
02/25/2021	226977	Panoche Water District	08/17/2019	TTD	1,041.34
02/25/2021	226978	Solano Irrigation District	01/15/2021	TTD	1,581.91
02/25/2021	226979	Vista Irrigation District	02/04/2019	Medical, general	73.76
02/25/2021	226980	Vista Irrigation District	06/07/2019	Medical, general	98.27

from 02/16/2021  
to 02/28/2021

ACWA Joint Powers Insurance Authority

Sorted By Check

## Claims Payment Report

<u>Check Date</u>	<u>Check Number</u>	<u>District Name</u>	<u>Claim Date</u>	<u>Transaction Type</u>	<u>Amount</u>
02/25/2021	226981	Sweetwater Authority	12/11/2018	Physical therapy	160.53
02/25/2021	226982	Sweetwater Authority	12/11/2018	Physical therapy	192.85
02/25/2021	226983	Mesa Water District	07/30/2020	Diagnostics	226.60
02/25/2021	226984	Mesa Water District	07/30/2020	DME Supplies	588.69
02/25/2021	226985	Carpinteria Valley Water District	01/29/2018	Ergonomic equipment/Evals	85.00
02/25/2021	226986	Water Employee Services Authority	01/04/2021	Diagnostics	30.00
02/25/2021	226987	Rancho California Water District	11/19/2020	Physical therapy	144.87
02/25/2021	226988	Panoche Water District	08/17/2019	Diagnostics	301.15
02/25/2021	226989	Sweetwater Authority	06/30/2020	Diagnostics	49.57
02/25/2021	226990	San Luis Water District	08/09/2013	Medical, general	352.20
02/25/2021	226991	Cucamonga Valley Water District	03/01/2016	Medical, general	183.54
02/25/2021	226992	Water Employee Services Authority	06/23/2020	Hospital (Outpatient)	5,330.50
02/25/2021	226993	Centerville Community Services District	09/24/2019	Mileage	54.21
02/25/2021	226994	Water Employee Services Authority	10/09/2020	Physical therapy	109.84
02/25/2021	226995	Santa Clarita Valley Water Agency	01/01/2020	Hospital (Outpatient)	1,640.10
02/25/2021	226996	Browns Valley Irrigation District	02/05/2020	Medical, general	121.57
02/25/2021	226997	Water Employee Services Authority	06/23/2020	DME Supplies	83.20
02/25/2021	226998	Water Employee Services Authority	06/23/2020	Surgery Costs	2,354.36
02/25/2021	226999	Merced Irrigation District	08/08/2020	Medical, general	111.16
02/25/2021	227000	Palmdale Water District	03/23/2015	Legal (Defense)	772.50
02/25/2021	227001	Helix Water District	04/12/1989	Chiropractor	191.28
02/25/2021	227002	Sweetwater Authority	10/08/2020	Medical, general	92.00
02/25/2021	227003	Sweetwater Authority	08/16/2017	Medical, general	77.14
02/25/2021	227004	Sweetwater Authority	10/08/2020	Medical, general	74.89
02/25/2021	227005	Sweetwater Authority	02/28/2020	Medical, general	74.89
02/25/2021	227006	Laguna Beach County Water District	05/29/2020	TTD	2,123.52
02/25/2021	227007	Laguna Beach County Water District	11/30/2020	Medical, general	113.13
02/25/2021	227008	Laguna Beach County Water District	11/30/2020	Medical, general	113.13
02/25/2021	227009	Laguna Beach County Water District	11/30/2020	Medical, general	183.94
02/25/2021	227010	Laguna Beach County Water District	11/30/2020	Medical, general	166.86
02/25/2021	227011	Laguna Beach County Water District	11/30/2020	Medical, general	113.13
02/25/2021	227012	Moulton Niguel Water District	09/02/2020	Medical, general	113.13
02/25/2021	227013	Moulton Niguel Water District	09/02/2020	Medical, general	113.13
02/25/2021	227014	Moulton Niguel Water District	09/02/2020	Medical, general	88.13
02/25/2021	227015	Palmdale Water District	12/03/2020	Medical, general	155.41
02/25/2021	227016	Western Municipal Water District	11/21/2019	Medical, general	161.63
02/25/2021	227017	El Dorado Irrigation District	06/14/2008	Diagnostics	525.29
02/25/2021	227018	Valley Center Municipal Water District	08/16/2020	Pharmacy	38.28
02/25/2021	227019	Carpinteria Valley Water District	01/29/2018	Mileage	5.96
02/25/2021	227020	Yorba Linda Water District	10/15/2020	Medical, general	113.13
02/25/2021	227021	Yorba Linda Water District	10/15/2020	Medical, general	88.13
02/25/2021	227022	Sweetwater Authority	02/28/2020	Physical therapy	159.70
02/25/2021	227023	Alameda County Water District	12/03/2020	Medical, general	13.00
02/25/2021	227024	Alameda County Water District	11/21/2020	Physical therapy	47.90

from 02/16/2021  
to 02/28/2021

ACWA Joint Powers Insurance Authority

Sorted By Check

## Claims Payment Report

<u>Check Date</u>	<u>Check Number</u>	<u>District Name</u>	<u>Claim Date</u>	<u>Transaction Type</u>	<u>Amount</u>
02/25/2021	227025	Alameda County Water District	09/16/2020	Physical therapy	82.43
02/25/2021	227026	Alameda County Water District	01/26/2021	Surgery Costs	79.93
02/25/2021	227027	El Dorado Irrigation District	10/21/2020	Medical, general	100.00
02/25/2021	227028	Alameda County Water District	01/15/2021	Medical, general	249.81
02/25/2021	227029	Alameda County Water District	01/15/2021	Diagnostics	10.48
02/25/2021	227030	Alameda County Water District	01/26/2021	Medical, general	168.12
02/25/2021	227031	Alameda County Water District	01/15/2021	Medical, general	193.87
02/25/2021	227032	Alameda County Water District	12/03/2020	Medical, general	166.06
02/25/2021	227033	Alameda County Water District	01/26/2021	Medical, general	189.58
02/25/2021	227034	Alameda County Water District	09/16/2020	Medical, general	38.21
02/25/2021	227035	Helix Water District	07/23/2019	TTD	2,272.34
02/25/2021	227036	Mesa Water District	07/30/2020	Medical, general	112.15
02/25/2021	227037	South Tahoe Public Utility District	02/08/2021	Medical, general	62.17
02/25/2021	227038	Calleguas Municipal Water District	08/06/2020	Physical therapy	90.90
02/25/2021	227039	Merced Irrigation District	08/08/2020	Physical therapy	100.56
02/25/2021	227040	Merced Irrigation District	08/08/2020	Physical therapy	100.56
				<b>Total</b>	<b>517,658.54</b>

from 03/01/2021  
to 03/15/2021

ACWA Joint Powers Insurance Authority

Sorted By Check

# Claims Payment Report

<u>Check Date</u>	<u>Check Number</u>	<u>District Name</u>	<u>Claim Date</u>	<u>Transaction Type</u>	<u>Amount</u>
03/02/2021	227041	Fresno Irrigation District	01/10/2018	Defense Attorney	8,541.00
03/02/2021	227042	Fresno Irrigation District	01/10/2018	Expense General	403.20
03/02/2021	227043	Madera Irrigation District	11/22/2017	Expense General	147.00
03/02/2021	227044	Madera Irrigation District	11/22/2017	Defense Attorney	608.00
03/02/2021	227045	Solano Irrigation District	02/13/2019	Defense Attorney	608.00
03/02/2021	227046	Sutter Extension Water District	09/01/2019	Defense Attorney	2,793.00
03/02/2021	227047	Sacramento Suburban Water District	12/19/2019	Defense Attorney	3,097.00
03/02/2021	227048	Sacramento Suburban Water District	12/19/2019	Expense General	365.65
03/02/2021	227049	Calaveras County Water District	09/05/2019	Defense Attorney	57.00
03/02/2021	227050	Yolo County Flood Control & Water Conse	01/10/2020	Defense Attorney	418.00
03/02/2021	227051	Merced Irrigation District	11/14/2019	Defense Attorney	247.00
03/02/2021	227052	Merced Irrigation District	11/14/2019	Expense General	450.75
03/02/2021	227053	Centerville Community Services District	10/23/2020	Defense Attorney	247.00
03/02/2021	227054	Rosedale-Rio Bravo Water Storage Distric	08/07/2019	Expense General	1,552.32
03/02/2021	227055	Rosedale-Rio Bravo Water Storage Distric	08/07/2019	Defense Attorney	3,551.00
03/02/2021	227056	Tuolumne Utilities District	09/10/2020	Liability - Property Damage	925.72
03/02/2021	227057	Montecito Water District	08/03/2020	Liability - Property Damage	6,350.00
03/02/2021	227058	Otay Water District	01/06/2021	Liability - Small Claims	793.58
03/02/2021	227059	Otay Water District	10/22/2020	Property - District Property	59,389.04
03/02/2021	227060	Rural North Vacaville Water District	08/18/2020	Adjuster	6,304.00
03/02/2021	227061	Solano County Water Agency	08/18/2020	Adjuster	575.00
03/02/2021	227062	Carmichael Water District	02/03/2021	Liability - Property Damage	27,486.67
03/02/2021	227063	Carmichael Water District	02/03/2021	Liability - Property Damage	1,497.64
03/02/2021	227064	Mid-Peninsula Water District	12/10/2020	Liability - Property Damage	8,066.93
03/02/2021	227065	Sacramento Suburban Water District	01/29/2021	Liability - Property Damage	1,183.50
03/02/2021	227066	Fresno Metropolitan Flood Control District	08/25/2018	Physical therapy	164.95
03/02/2021	227067	Fresno Metropolitan Flood Control District	08/25/2018	Physical therapy	113.96
03/02/2021	227068	Helix Water District	07/23/2019	Medical, general	104.30
03/02/2021	227069	Water Employee Services Authority	01/04/2021	Physical therapy	33.07
03/02/2021	227070	Stockton-East Water District	08/30/2011	Medical, general	101.72
03/02/2021	227071	Helix Water District	07/23/2019	Physical therapy	206.22
03/02/2021	227072	Alta Irrigation District	11/19/2014	PPD	580.00
03/02/2021	227073	Sweetwater Authority	12/30/2019	Med/Legal evaluation	1,125.00
03/02/2021	227074	Sacramento Suburban Water District	12/09/2020	Mileage	65.30
03/02/2021	227075	Valley of the Moon Water District	03/26/2020	Diagnostics	11.96
03/02/2021	227076	Sweetwater Authority	10/13/2020	Medical, general	96.80
03/02/2021	227077	Calaveras County Water District	10/15/2020	Anesthesiologist	148.04
03/02/2021	227078	Sweetwater Authority	12/11/2018	Bill Review Fee	8.50
03/02/2021	227078	Sweetwater Authority	12/11/2018	Bill Review Fee	2.61
03/02/2021	227078	Sweetwater Authority	12/11/2018	Bill Review Fee	8.50
03/02/2021	227078	Sweetwater Authority	12/11/2018	Bill Review Fee	2.77
03/02/2021	227078	Sweetwater Authority	12/11/2018	Bill Review Fee	8.50
03/02/2021	227078	Sweetwater Authority	01/20/2021	Bill Review Fee	8.50



from 03/01/2021  
to 03/15/2021

ACWA Joint Powers Insurance Authority

Sorted By Check

## Claims Payment Report

<u>Check Date</u>	<u>Check Number</u>	<u>District Name</u>	<u>Claim Date</u>	<u>Transaction Type</u>	<u>Amount</u>
03/02/2021	227078	Sweetwater Authority	01/20/2021	Bill Review Fee	8.50
03/02/2021	227078	Sweetwater Authority	01/20/2021	Bill Review Fee	0.19
03/02/2021	227078	Sutter Extension Water District	04/19/2019	Bill Review Fee	12.59
03/02/2021	227078	Sutter Extension Water District	04/19/2019	Bill Review Fee	8.50
03/02/2021	227078	Stockton-East Water District	08/30/2011	Bill Review Fee	8.50
03/02/2021	227078	Vista Irrigation District	06/07/2019	Bill Review Fee	8.50
03/02/2021	227078	Moulton Niguel Water District	09/02/2020	Bill Review Fee	8.50
03/02/2021	227078	Moulton Niguel Water District	09/02/2020	Bill Review Fee	14.19
03/02/2021	227078	Sacramento Suburban Water District	12/09/2020	Bill Review Fee	8.50
03/02/2021	227078	Sacramento Suburban Water District	12/09/2020	Bill Review Fee	8.50
03/02/2021	227078	Sweetwater Authority	02/28/2020	Bill Review Fee	8.50
03/02/2021	227078	Sweetwater Authority	02/28/2020	Bill Review Fee	1.99
03/02/2021	227078	Rancho California Water District	11/19/2020	Bill Review Fee	8.50
03/02/2021	227078	Rancho California Water District	11/19/2020	Bill Review Fee	2.73
03/02/2021	227078	Santa Clarita Valley Water Agency	12/10/2020	Bill Review Fee	8.50
03/02/2021	227078	Santa Clarita Valley Water Agency	12/10/2020	Bill Review Fee	2.97
03/02/2021	227078	Calleguas Municipal Water District	08/06/2020	Bill Review Fee	8.50
03/02/2021	227078	Water Employee Services Authority	10/09/2020	Bill Review Fee	8.50
03/02/2021	227078	Water Employee Services Authority	10/09/2020	Bill Review Fee	9.15
03/02/2021	227078	South Tahoe Public Utility District	01/07/2021	Bill Review Fee	8.50
03/02/2021	227078	South Tahoe Public Utility District	01/07/2021	Bill Review Fee	40.90
03/02/2021	227078	Mission Springs Water District	08/21/2011	Bill Review Fee	8.50
03/02/2021	227078	Mission Springs Water District	08/21/2011	Bill Review Fee	5.26
03/02/2021	227078	Montecito Water District	08/20/2019	Bill Review Fee	8.50
03/02/2021	227078	Montecito Water District	08/20/2019	Bill Review Fee	2.78
03/02/2021	227078	Sweetwater Authority	12/30/2019	Bill Review Fee	8.50
03/02/2021	227078	Palmdale Water District	03/23/2015	Bill Review Fee	8.50
03/02/2021	227078	Palmdale Water District	03/23/2015	Bill Review Fee	11.35
03/02/2021	227078	Palmdale Water District	03/23/2015	Bill Review Fee	8.50
03/02/2021	227078	Palmdale Water District	03/23/2015	Bill Review Fee	11.35
03/02/2021	227078	Palmdale Water District	03/23/2015	Bill Review Fee	8.50
03/02/2021	227078	Palmdale Water District	03/23/2015	Bill Review Fee	11.35
03/02/2021	227078	Palmdale Water District	03/23/2015	Bill Review Fee	8.50
03/02/2021	227078	Palmdale Water District	03/23/2015	Bill Review Fee	11.35
03/02/2021	227078	Palmdale Water District	03/23/2015	Bill Review Fee	8.50
03/02/2021	227078	Palmdale Water District	03/23/2015	Bill Review Fee	12.47
03/02/2021	227078	Palmdale Water District	03/23/2015	Bill Review Fee	8.50
03/02/2021	227078	Palmdale Water District	03/23/2015	Bill Review Fee	22.41
03/02/2021	227078	Palmdale Water District	03/23/2015	Bill Review Fee	5,155.67
03/02/2021	227078	Palmdale Water District	03/23/2015	Bill Review Fee	20.36
03/02/2021	227078	Palmdale Water District	03/23/2015	Bill Review Fee	8.50
03/02/2021	227078	Palmdale Water District	03/23/2015	Bill Review Fee	7.81
03/02/2021	227078	Water Employee Services Authority	06/23/2020	Bill Review Fee	8.50
03/02/2021	227078	Water Employee Services Authority	06/23/2020	Bill Review Fee	0.42

from 03/01/2021  
to 03/15/2021

ACWA Joint Powers Insurance Authority

Sorted By Check

## Claims Payment Report

<u>Check Date</u>	<u>Check Number</u>	<u>District Name</u>	<u>Claim Date</u>	<u>Transaction Type</u>	<u>Amount</u>
03/02/2021	227078	Alameda County Water District	09/16/2020	Bill Review Fee	8.50
03/02/2021	227078	East Contra Costa Irrigation District	10/05/2020	Bill Review Fee	8.50
03/02/2021	227078	East Contra Costa Irrigation District	10/05/2020	Bill Review Fee	1.14
03/02/2021	227078	Laguna Beach County Water District	11/30/2020	Bill Review Fee	8.50
03/02/2021	227078	Laguna Beach County Water District	11/30/2020	Bill Review Fee	7.79
03/02/2021	227078	Sweetwater Authority	03/06/2017	Bill Review Fee	8.50
03/02/2021	227078	Sweetwater Authority	03/06/2017	Bill Review Fee	13.49
03/02/2021	227078	Alameda County Water District	11/21/2020	Bill Review Fee	8.50
03/02/2021	227078	Alameda County Water District	11/21/2020	Bill Review Fee	8.50
03/02/2021	227078	South Tahoe Public Utility District	01/17/2021	Bill Review Fee	8.50
03/02/2021	227078	South Tahoe Public Utility District	01/17/2021	Bill Review Fee	13.70
03/02/2021	227078	Sweetwater Authority	10/13/2020	Bill Review Fee	8.50
03/02/2021	227078	Sweetwater Authority	10/13/2020	Bill Review Fee	5.31
03/02/2021	227078	Stockton-East Water District	02/28/2004	Bill Review Fee	3.71
03/02/2021	227078	Stockton-East Water District	02/28/2004	Bill Review Fee	8.50
03/02/2021	227078	Joshua Basin Water District	04/16/2020	Bill Review Fee	8.50
03/02/2021	227078	Carmichael Water District	12/12/2019	Bill Review Fee	8.50
03/02/2021	227078	Clearlake Oaks County Water District	12/11/2020	Bill Review Fee	8.50
03/02/2021	227078	Clearlake Oaks County Water District	12/11/2020	Bill Review Fee	1.80
03/02/2021	227078	El Dorado Irrigation District	01/28/2021	Bill Review Fee	8.74
03/02/2021	227078	El Dorado Irrigation District	01/28/2021	Bill Review Fee	8.69
03/02/2021	227078	Valley of the Moon Water District	03/26/2020	Bill Review Fee	8.50
03/02/2021	227078	Valley of the Moon Water District	03/26/2020	Bill Review Fee	8.50
03/02/2021	227078	Valley of the Moon Water District	03/26/2020	Bill Review Fee	0.27
03/02/2021	227078	Helix Water District	08/12/2020	Bill Review Fee	8.50
03/02/2021	227078	Helix Water District	08/12/2020	Bill Review Fee	4.94
03/02/2021	227078	Scotts Valley Water District	10/28/2019	Bill Review Fee	8.50
03/02/2021	227078	Scotts Valley Water District	10/28/2019	Bill Review Fee	2.91
03/02/2021	227078	Fresno Metropolitan Flood Control District	08/25/2018	Bill Review Fee	8.50
03/02/2021	227078	Fresno Metropolitan Flood Control District	08/25/2018	Bill Review Fee	5.03
03/02/2021	227078	Fresno Metropolitan Flood Control District	08/25/2018	Bill Review Fee	8.50
03/02/2021	227078	Fresno Metropolitan Flood Control District	08/25/2018	Bill Review Fee	7.28
03/02/2021	227078	Orange County Water District	06/02/2020	Bill Review Fee	8.50
03/02/2021	227078	Orange County Water District	06/02/2020	Bill Review Fee	18.90
03/02/2021	227078	Calaveras County Water District	10/15/2020	Bill Review Fee	8.50
03/02/2021	227078	Calaveras County Water District	10/15/2020	Bill Review Fee	14.87
03/02/2021	227078	Calaveras County Water District	10/15/2020	Bill Review Fee	8.50
03/02/2021	227078	Calaveras County Water District	10/15/2020	Bill Review Fee	0.15
03/02/2021	227078	Calaveras County Water District	10/15/2020	Bill Review Fee	8.50
03/02/2021	227078	Soquel Creek Water District	11/16/2020	Bill Review Fee	8.50
03/02/2021	227078	Soquel Creek Water District	11/16/2020	Bill Review Fee	3.23
03/02/2021	227078	Soquel Creek Water District	11/16/2020	Bill Review Fee	8.50
03/02/2021	227078	Soquel Creek Water District	11/16/2020	Bill Review Fee	1.03
03/02/2021	227078	Water Employee Services Authority	01/04/2021	Bill Review Fee	8.50

from 03/01/2021  
to 03/15/2021

ACWA Joint Powers Insurance Authority

Sorted By Check

## Claims Payment Report

<u>Check Date</u>	<u>Check Number</u>	<u>District Name</u>	<u>Claim Date</u>	<u>Transaction Type</u>	<u>Amount</u>
03/02/2021	227078	Water Employee Services Authority	01/04/2021	Bill Review Fee	1.46
03/02/2021	227078	Rancho California Water District	03/18/2008	Bill Review Fee	8.50
03/02/2021	227078	Rancho California Water District	03/18/2008	Bill Review Fee	22.37
03/02/2021	227078	Desert Water Agency	12/09/2020	Bill Review Fee	8.50
03/02/2021	227078	Santa Clarita Valley Water Agency	01/25/2021	Bill Review Fee	8.50
03/02/2021	227078	Santa Clarita Valley Water Agency	01/25/2021	Bill Review Fee	2.12
03/02/2021	227078	Sweetwater Authority	11/25/2020	Bill Review Fee	8.50
03/02/2021	227078	Sweetwater Authority	11/25/2020	Bill Review Fee	8.50
03/02/2021	227078	Sweetwater Authority	11/25/2020	Bill Review Fee	9.95
03/02/2021	227078	Walnut Valley Water District	12/26/2019	Bill Review Fee	8.50
03/02/2021	227078	Walnut Valley Water District	12/26/2019	Bill Review Fee	8.68
03/02/2021	227078	South Montebello Irrigation District	11/28/2020	Bill Review Fee	8.50
03/02/2021	227078	South Montebello Irrigation District	11/28/2020	Bill Review Fee	2.56
03/02/2021	227078	South Montebello Irrigation District	11/28/2020	Bill Review Fee	8.50
03/02/2021	227078	South Montebello Irrigation District	11/28/2020	Bill Review Fee	2.00
03/02/2021	227078	Western Municipal Water District	11/21/2019	Bill Review Fee	8.50
03/02/2021	227078	Western Municipal Water District	11/21/2019	Bill Review Fee	8.50
03/02/2021	227078	San Dieguito Water District	09/23/2020	Bill Review Fee	8.50
03/02/2021	227078	San Dieguito Water District	09/23/2020	Bill Review Fee	1.10
03/02/2021	227078	San Dieguito Water District	09/23/2020	Bill Review Fee	8.50
03/02/2021	227078	San Dieguito Water District	09/23/2020	Bill Review Fee	0.93
03/02/2021	227078	Helix Water District	07/23/2019	Bill Review Fee	8.50
03/02/2021	227078	Helix Water District	07/23/2019	Bill Review Fee	17.19
03/02/2021	227078	Helix Water District	07/23/2019	Bill Review Fee	8.50
03/02/2021	227078	South Tahoe Public Utility District	02/08/2021	Bill Review Fee	8.50
03/02/2021	227078	South Tahoe Public Utility District	02/08/2021	Bill Review Fee	4.76
03/02/2021	227078	Fallbrook Public Utility District	06/19/2020	Bill Review Fee	8.50
03/02/2021	227078	Fallbrook Public Utility District	06/19/2020	Bill Review Fee	5.26
03/02/2021	227078	South Coast Water District	07/14/2020	Bill Review Fee	8.50
03/02/2021	227078	South Coast Water District	07/14/2020	Bill Review Fee	8.50
03/02/2021	227078	Merced Irrigation District	12/22/2020	Bill Review Fee	8.50
03/02/2021	227078	Merced Irrigation District	12/22/2020	Bill Review Fee	9.40
03/02/2021	227078	Merced Irrigation District	12/22/2020	Bill Review Fee	8.50
03/02/2021	227078	Merced Irrigation District	12/22/2020	Bill Review Fee	6.22
03/02/2021	227078	Merced Irrigation District	12/22/2020	Bill Review Fee	8.50
03/02/2021	227078	Merced Irrigation District	12/22/2020	Bill Review Fee	6.22
03/02/2021	227078	Merced Irrigation District	12/22/2020	Bill Review Fee	6.22
03/02/2021	227078	Merced Irrigation District	12/22/2020	Bill Review Fee	8.50
03/02/2021	227078	Merced Irrigation District	12/22/2020	Bill Review Fee	6.22
03/02/2021	227078	Merced Irrigation District	12/22/2020	Bill Review Fee	8.50
03/02/2021	227078	Merced Irrigation District	12/22/2020	Bill Review Fee	6.22
03/02/2021	227078	Merced Irrigation District	08/08/2020	Bill Review Fee	8.50
03/02/2021	227078	Merced Irrigation District	08/08/2020	Bill Review Fee	8.38
03/02/2021	227078	Merced Irrigation District	08/08/2020	Bill Review Fee	8.50
03/02/2021	227078	Merced Irrigation District	08/08/2020	Bill Review Fee	8.38

from 03/01/2021  
to 03/15/2021

ACWA Joint Powers Insurance Authority

Sorted By Check

## Claims Payment Report

<u>Check Date</u>	<u>Check Number</u>	<u>District Name</u>	<u>Claim Date</u>	<u>Transaction Type</u>	<u>Amount</u>
03/02/2021	227078	South Coast Water District	12/03/2020	Bill Review Fee	8.50
03/02/2021	227078	Yorba Linda Water District	01/14/2021	Bill Review Fee	8.50
03/02/2021	227079	Desert Water Agency	12/09/2020	Physical therapy	214.12
03/02/2021	227080	Palmdale Water District	06/04/2019	Deposition/Witness fees	260.00
03/02/2021	227081	Carmichael Water District	12/12/2019	Med/Legal evaluation	2,750.00
03/02/2021	227082	Laguna Beach County Water District	11/30/2020	Physical therapy	176.42
03/02/2021	227083	Mesa Water District	10/31/2012	PPD	540.00
03/02/2021	227084	Laguna Beach County Water District	10/29/2019	TTD	1,881.62
03/02/2021	227085	Laguna Beach County Water District	06/11/2020	PPD	580.00
03/02/2021	227086	Merced Irrigation District	12/22/2020	Physical therapy	213.16
03/02/2021	227087	Merced Irrigation District	12/22/2020	Physical therapy	140.97
03/02/2021	227088	Merced Irrigation District	12/22/2020	Physical therapy	140.97
03/02/2021	227089	Merced Irrigation District	12/22/2020	Physical therapy	140.97
03/02/2021	227090	Merced Irrigation District	12/22/2020	Physical therapy	140.97
03/02/2021	227091	Sweetwater Authority	12/11/2018	PPD	580.00
03/02/2021	227092	Fallbrook Public Utility District	06/19/2020	Medical, general	140.61
03/02/2021	227093	Mission Springs Water District	08/21/2011	Medical, general	140.61
03/02/2021	227094	Palmdale Water District	03/23/2015	Medical, general	101.55
03/02/2021	227095	Palmdale Water District	03/23/2015	Medical, general	101.55
03/02/2021	227096	Palmdale Water District	03/23/2015	Medical, general	101.55
03/02/2021	227097	Palmdale Water District	03/23/2015	Medical, general	101.55
03/02/2021	227098	Palmdale Water District	03/23/2015	Medical, general	102.32
03/02/2021	227099	Palmdale Water District	03/23/2015	Medical, general	195.35
03/02/2021	227100	Palmdale Water District	03/23/2015	Medical, general	70.73
03/02/2021	227101	Stockton-East Water District	02/28/2004	Medical, general	197.27
03/02/2021	227102	Soquel Creek Water District	11/16/2020	Medical, general	171.37
03/02/2021	227103	Scotts Valley Water District	10/28/2019	Medical, general	154.75
03/02/2021	227104	East Contra Costa Irrigation District	10/05/2020	Medical, general	60.64
03/02/2021	227105	Soquel Creek Water District	11/16/2020	Medical, general	54.55
03/02/2021	227106	Western Municipal Water District	10/23/2007	PPD	540.00
03/02/2021	227107	El Dorado Irrigation District	01/28/2021	Pharmacy	8.74
03/02/2021	227108	El Dorado Irrigation District	01/28/2021	Pharmacy	6.97
03/02/2021	227109	Western Municipal Water District	11/21/2019	Diagnostics	366.87
03/02/2021	227110	Fresno Metropolitan Flood Control District	08/25/2018	Wage loss	834.60
03/02/2021	227111	Calaveras County Water District	10/15/2020	Hospital (Outpatient)	276.53
03/02/2021	227112	Calaveras County Water District	10/15/2020	Medical, general	74.78
03/02/2021	227113	Sweetwater Authority	02/02/2021	TTD	193.76
03/02/2021	227114	Sweetwater Authority	11/25/2020	Chiropractor	225.64
03/02/2021	227115	Sweetwater Authority	12/11/2018	Physical therapy	225.52
03/02/2021	227116	Rancho California Water District	03/18/2008	Pharmacy	21.25
03/02/2021	227117	Bard Water District	08/20/2012	Pharmacy	414.19
03/02/2021	227118	Santa Ynez River WCD Improvement Dist	08/08/2001	Pharmacy	22.85
03/02/2021	227119	San Luis & Delta-Mendota Water Authority	11/01/2004	Pharmacy	8.05
03/02/2021	227120	El Toro Water District	06/22/2015	Pharmacy	18.05

from 03/01/2021  
to 03/15/2021

ACWA Joint Powers Insurance Authority

Sorted By Check

## Claims Payment Report

<u>Check Date</u>	<u>Check Number</u>	<u>District Name</u>	<u>Claim Date</u>	<u>Transaction Type</u>	<u>Amount</u>
03/02/2021	227121	Glenn-Colusa Irrigation District	05/08/2019	Pharmacy	62.38
03/02/2021	227122	Carmichael Water District	12/12/2019	Pharmacy	53.21
03/02/2021	227123	Santa Fe Irrigation District	09/03/2020	Pharmacy	43.18
03/02/2021	227124	Alameda County Water District	01/25/2021	Pharmacy	34.54
03/02/2021	227125	Otay Water District	02/11/2021	Pharmacy	8.46
03/02/2021	227126	Santa Clarita Valley Water Agency	01/25/2021	Medical, general	161.40
03/02/2021	227127	South Montebello Irrigation District	11/28/2020	Medical, general	151.83
03/02/2021	227128	Rancho California Water District	11/19/2020	Physical therapy	144.87
03/02/2021	227129	Santa Clarita Valley Water Agency	12/10/2020	Medical, general	158.00
03/02/2021	227130	South Montebello Irrigation District	11/28/2020	Medical, general	136.10
03/02/2021	227131	Clearlake Oaks County Water District	12/11/2020	Medical, general	95.72
03/02/2021	227132	South Coast Water District	12/03/2020	Diagnostics	644.54
03/02/2021	227133	Helix Water District	08/12/2020	Chiropractor	111.84
03/02/2021	227134	Walnut Valley Water District	12/26/2019	Physical therapy	104.13
03/02/2021	227135	Water Employee Services Authority	10/09/2020	Physical therapy	109.84
03/02/2021	227136	Water Employee Services Authority	06/23/2020	Medical, general	11.21
03/02/2021	227137	Sweetwater Authority	03/06/2017	Medical, general	111.16
03/02/2021	227138	Rancho California Water District	03/18/2008	Medical, general	226.79
03/02/2021	227139	Montecito Water District	08/20/2019	Medical, general	544.34
03/02/2021	227140	Sweetwater Authority	01/20/2021	Medical, general	117.89
03/02/2021	227141	Sweetwater Authority	11/25/2020	Medical, general	118.05
03/02/2021	227142	Sweetwater Authority	01/20/2021	Diagnostics	46.90
03/02/2021	227143	Valley of the Moon Water District	03/26/2020	Diagnostics	168.76
03/02/2021	227144	Moulton Niguel Water District	09/02/2020	Medical, general	113.13
03/02/2021	227145	Sutter Extension Water District	04/19/2019	Medical, general	111.16
03/02/2021	227146	Orange County Water District	06/02/2020	Medical, general	250.09
03/02/2021	227147	South Coast Water District	07/14/2020	Pharmacy	10.83
03/02/2021	227148	South Coast Water District	07/14/2020	Pharmacy	10.83
03/02/2021	227149	Sweetwater Authority	02/28/2020	Physical therapy	151.45
03/02/2021	227150	Sweetwater Authority	12/11/2018	Medical, general	198.15
03/02/2021	227151	Sweetwater Authority	12/11/2018	Medical, general	210.40
03/02/2021	227152	South Tahoe Public Utility District	01/17/2021	Diagnostics	50.00
03/02/2021	227153	South Tahoe Public Utility District	01/17/2021	Medical, general	148.80
03/02/2021	227154	South Tahoe Public Utility District	02/08/2021	Medical, general	95.90
03/02/2021	227155	Sacramento Suburban Water District	12/09/2020	Physical therapy	54.19
03/02/2021	227156	Alameda County Water District	09/16/2020	Physical therapy	82.43
03/02/2021	227157	Alameda County Water District	11/21/2020	Medical, general	12.89
03/02/2021	227158	Alameda County Water District	11/21/2020	Medical, general	116.28
03/02/2021	227159	Sacramento Suburban Water District	12/09/2020	Medical, general	12.89
03/02/2021	227160	Walnut Valley Water District	02/13/2014	Medical, general	2,300.00
03/02/2021	227161	Vista Irrigation District	06/07/2019	Hospital (Outpatient)	636.31
03/02/2021	227162	Calleguas Municipal Water District	08/06/2020	Physical therapy	90.90
03/02/2021	227163	Merced Irrigation District	12/22/2020	TTD	1,350.86
03/02/2021	227164	San Dieguito Water District	09/23/2020	Physical therapy	83.88

from 03/01/2021  
to 03/15/2021

ACWA Joint Powers Insurance Authority

Sorted By Check

## Claims Payment Report

<u>Check Date</u>	<u>Check Number</u>	<u>District Name</u>	<u>Claim Date</u>	<u>Transaction Type</u>	<u>Amount</u>
03/02/2021	227165	San Dieguito Water District	09/23/2020	Physical therapy	70.33
03/02/2021	227166	Merced Irrigation District	08/08/2020	Physical therapy	100.56
03/02/2021	227167	Merced Irrigation District	08/08/2020	Physical therapy	100.56
03/04/2021	227168	Ramona Municipal Water District	01/02/2021	Liability - Property Damage	10,700.00
03/04/2021	227169	El Dorado Irrigation District	06/05/2020	Liability - Small Claims	799.00
03/04/2021	227170	Rosedale-Rio Bravo Water Storage Distric	06/25/2018	Defense Attorney	89.50
03/04/2021	227171	Helix Water District	07/23/2019	Medical, general	208.60
03/04/2021	227172	Laguna Beach County Water District	05/29/2020	Physical therapy	127.08
03/04/2021	227173	Sweetwater Authority	10/08/2020	Physical therapy	137.73
03/04/2021	227174	Water Employee Services Authority	01/04/2021	Physical therapy	127.29
03/04/2021	227175	Helix Water District	07/23/2019	Physical therapy	209.11
03/04/2021	227176	Palmdale Water District	03/23/2015	Hospital (Inpatient)	28,483.00
03/04/2021	227177	Panoche Water District	08/17/2019	Medical, general	117.06
03/04/2021	227178	Patterson Irrigation District	08/09/2012	Medical, general	117.06
03/04/2021	227179	Palmdale Water District	03/23/2015	Medical, general	101.96
03/04/2021	227180	Palmdale Water District	03/23/2015	Medical, general	295.61
03/04/2021	227181	Palmdale Water District	03/23/2015	Diagnostics	78.16
03/04/2021	227182	Palmdale Water District	03/23/2015	Surgery Costs	1,195.42
03/04/2021	227183	South Tahoe Public Utility District	01/07/2021	Hospital (Outpatient)	10,021.12
03/04/2021	227184	Vista Irrigation District	02/04/2019	TTD	2,196.52
03/04/2021	227185	Cucamonga Valley Water District	08/13/2020	Bill Review Fee	8.50
03/04/2021	227185	Cucamonga Valley Water District	08/13/2020	Bill Review Fee	12.62
03/04/2021	227185	Sweetwater Authority	12/11/2018	Bill Review Fee	8.50
03/04/2021	227185	Vista Irrigation District	06/07/2019	Bill Review Fee	5.20
03/04/2021	227185	Vista Irrigation District	06/07/2019	Bill Review Fee	8.50
03/04/2021	227185	Sacramento Suburban Water District	12/09/2020	Bill Review Fee	8.50
03/04/2021	227185	Sacramento Suburban Water District	12/09/2020	Bill Review Fee	8.50
03/04/2021	227185	Sweetwater Authority	02/28/2020	Bill Review Fee	8.50
03/04/2021	227185	Sweetwater Authority	02/28/2020	Bill Review Fee	2.10
03/04/2021	227185	Calleguas Municipal Water District	08/06/2020	Bill Review Fee	8.50
03/04/2021	227185	Calleguas Municipal Water District	08/06/2020	Bill Review Fee	8.50
03/04/2021	227185	Alameda County Water District	01/15/2021	Bill Review Fee	8.50
03/04/2021	227185	Alameda County Water District	01/15/2021	Bill Review Fee	8.50
03/04/2021	227185	Moulton Niguel Water District	02/06/2021	Bill Review Fee	8.74
03/04/2021	227185	Palmdale Water District	03/23/2015	Bill Review Fee	8.50
03/04/2021	227185	Palmdale Water District	03/23/2015	Bill Review Fee	8.50
03/04/2021	227185	Palmdale Water District	03/23/2015	Bill Review Fee	8.50
03/04/2021	227185	Palmdale Water District	03/23/2015	Bill Review Fee	8.50
03/04/2021	227185	East Contra Costa Irrigation District	10/05/2020	Bill Review Fee	8.50
03/04/2021	227185	East Contra Costa Irrigation District	10/05/2020	Bill Review Fee	2.91
03/04/2021	227185	Stockton-East Water District	02/28/2004	Bill Review Fee	8.50
03/04/2021	227185	Stockton-East Water District	02/28/2004	Bill Review Fee	2.83
03/04/2021	227185	Humboldt Bay Municipal Water District	07/25/2019	Bill Review Fee	8.50
03/04/2021	227185	Carmichael Water District	12/12/2019	Bill Review Fee	8.50



from 03/01/2021  
to 03/15/2021

ACWA Joint Powers Insurance Authority

Sorted By Check

## Claims Payment Report

<u>Check Date</u>	<u>Check Number</u>	<u>District Name</u>	<u>Claim Date</u>	<u>Transaction Type</u>	<u>Amount</u>
03/04/2021	227185	Carmichael Water District	12/12/2019	Bill Review Fee	12.59
03/04/2021	227185	El Dorado Irrigation District	01/28/2021	Bill Review Fee	8.50
03/04/2021	227185	Sweetwater Authority	10/08/2020	Bill Review Fee	8.50
03/04/2021	227185	Valley of the Moon Water District	03/26/2020	Bill Review Fee	8.50
03/04/2021	227185	Valley of the Moon Water District	03/26/2020	Bill Review Fee	2.74
03/04/2021	227185	Valley of the Moon Water District	03/26/2020	Bill Review Fee	8.50
03/04/2021	227185	Valley of the Moon Water District	03/26/2020	Bill Review Fee	2.74
03/04/2021	227185	Valley of the Moon Water District	03/26/2020	Bill Review Fee	8.50
03/04/2021	227185	Valley of the Moon Water District	03/26/2020	Bill Review Fee	2.74
03/04/2021	227185	Patterson Irrigation District	08/09/2012	Bill Review Fee	8.50
03/04/2021	227185	Patterson Irrigation District	08/09/2012	Bill Review Fee	15.91
03/04/2021	227185	Patterson Irrigation District	08/09/2012	Bill Review Fee	8.50
03/04/2021	227185	Sweetwater Authority	09/12/2020	Bill Review Fee	8.50
03/04/2021	227185	Sweetwater Authority	09/12/2020	Bill Review Fee	5.91
03/04/2021	227185	Sweetwater Authority	02/02/2021	Bill Review Fee	8.50
03/04/2021	227185	Sweetwater Authority	02/02/2021	Bill Review Fee	8.50
03/04/2021	227185	Tahoe City Public Utility District	06/18/2020	Bill Review Fee	8.50
03/04/2021	227185	Tahoe City Public Utility District	06/18/2020	Bill Review Fee	13.40
03/04/2021	227185	Panoche Water District	08/17/2019	Bill Review Fee	15.91
03/04/2021	227185	Panoche Water District	08/17/2019	Bill Review Fee	8.50
03/04/2021	227185	Tulare Irrigation District	11/18/2019	Bill Review Fee	8.50
03/04/2021	227185	Tulare Irrigation District	11/18/2019	Bill Review Fee	6.91
03/04/2021	227185	Santa Ynez River WCD Improvement Dist	08/08/2001	Bill Review Fee	8.50
03/04/2021	227185	Santa Ynez River WCD Improvement Dist	08/08/2001	Bill Review Fee	13.68
03/04/2021	227185	Santa Ynez River WCD Improvement Dist	08/08/2001	Bill Review Fee	8.50
03/04/2021	227185	Santa Ynez River WCD Improvement Dist	08/08/2001	Bill Review Fee	13.68
03/04/2021	227185	Palmdale Water District	12/03/2020	Bill Review Fee	8.50
03/04/2021	227185	Sweetwater Authority	10/08/2020	Bill Review Fee	8.50
03/04/2021	227185	Sweetwater Authority	10/08/2020	Bill Review Fee	2.52
03/04/2021	227185	Water Employee Services Authority	01/04/2021	Bill Review Fee	8.50
03/04/2021	227185	Water Employee Services Authority	01/04/2021	Bill Review Fee	5.61
03/04/2021	227185	Alameda County Water District	01/26/2021	Bill Review Fee	8.50
03/04/2021	227185	Ramona Municipal Water District	12/21/2020	Bill Review Fee	8.50
03/04/2021	227185	Ramona Municipal Water District	12/21/2020	Bill Review Fee	10.56
03/04/2021	227185	Walnut Valley Water District	12/26/2019	Bill Review Fee	8.50
03/04/2021	227185	Walnut Valley Water District	12/26/2019	Bill Review Fee	8.68
03/04/2021	227185	Georgetown Divide Public Utility District	10/03/2011	Bill Review Fee	8.50
03/04/2021	227185	Georgetown Divide Public Utility District	10/03/2011	Bill Review Fee	12.59
03/04/2021	227185	Laguna Beach County Water District	05/29/2020	Bill Review Fee	8.50
03/04/2021	227185	South Montebello Irrigation District	11/28/2020	Bill Review Fee	8.50
03/04/2021	227185	South Montebello Irrigation District	11/28/2020	Bill Review Fee	2.00
03/04/2021	227185	Western Municipal Water District	11/21/2019	Bill Review Fee	8.50
03/04/2021	227185	Helix Water District	07/23/2019	Bill Review Fee	8.50
03/04/2021	227185	Helix Water District	07/23/2019	Bill Review Fee	8.50

from 03/01/2021  
to 03/15/2021

ACWA Joint Powers Insurance Authority

Sorted By Check

## Claims Payment Report

<u>Check Date</u>	<u>Check Number</u>	<u>District Name</u>	<u>Claim Date</u>	<u>Transaction Type</u>	<u>Amount</u>
03/04/2021	227185	Helix Water District	07/23/2019	Bill Review Fee	17.42
03/04/2021	227185	Merced Irrigation District	08/08/2020	Bill Review Fee	8.50
03/04/2021	227185	Merced Irrigation District	08/08/2020	Bill Review Fee	8.38
03/04/2021	227185	Merced Irrigation District	08/08/2020	Bill Review Fee	8.50
03/04/2021	227185	Merced Irrigation District	08/08/2020	Bill Review Fee	8.38
03/04/2021	227185	El Dorado Irrigation District	06/14/2008	Bill Review Fee	8.50
03/04/2021	227185	El Dorado Irrigation District	06/14/2008	Bill Review Fee	12.59
03/04/2021	227186	South Tahoe Public Utility District	08/21/2020	TTD	2,041.96
03/04/2021	227187	Sierra Lakes County Water District	09/13/2018	PPD	580.00
03/04/2021	227188	Cucamonga Valley Water District	08/13/2020	Medical, general	111.16
03/04/2021	227189	Wheeler Ridge-Maricopa Water Storage D	02/20/2020	Investigation/Subrosa	1,350.00
03/04/2021	227190	Sweetwater Authority	12/30/2019	PPD	580.00
03/04/2021	227191	Sweetwater Authority	09/12/2020	Physical therapy	133.92
03/04/2021	227192	Georgetown Divide Public Utility District	10/03/2011	Medical, general	111.16
03/04/2021	227193	Yorba Linda Water District	01/14/2021	Investigation/Subrosa	88.00
03/04/2021	227194	San Luis Water District	09/04/2020	Deposition/Witness fees	946.94
03/04/2021	227195	East Contra Costa Irrigation District	10/05/2020	TTD	2,242.74
03/04/2021	227196	Yolo County Flood Control & Water Conse	11/21/1991	Life pension	84.00
03/04/2021	227197	East Contra Costa Irrigation District	10/05/2020	Legal (Defense)	17.80
03/04/2021	227198	Sweetwater Authority	10/13/2020	TTD	2,598.86
03/04/2021	227199	Western Municipal Water District	02/23/2021	Medical, general	68.62
03/04/2021	227200	Alameda County Water District	01/25/2021	TTD	2,712.62
03/04/2021	227201	East Contra Costa Irrigation District	10/05/2020	Medical, general	154.44
03/04/2021	227202	Stockton-East Water District	02/28/2004	Medical, general	150.33
03/04/2021	227203	Water Employee Services Authority	10/09/2020	Medical, general	15.00
03/04/2021	227204	Sacramento Suburban Water District	12/09/2020	Pharmacy	10.79
03/04/2021	227205	Alameda County Water District	01/26/2021	Hospital (Outpatient)	730.84
03/04/2021	227206	Beaumont-Cherry Valley Water District	07/23/2020	Mileage	430.10
03/04/2021	227207	San Luis Water District	09/04/2020	Photocopy	102.21
03/04/2021	227208	Yorba Linda Water District	01/14/2021	Photocopy	554.23
03/04/2021	227209	Santa Clarita Valley Water Agency	01/01/2020	Photocopy	138.44
03/04/2021	227210	Stockton-East Water District	11/27/2019	TTD	1,251.38
03/04/2021	227211	Joshua Basin Water District	04/16/2020	Photocopy	180.00
03/04/2021	227212	Calaveras County Water District	10/15/2020	TTD	481.48
03/04/2021	227213	San Luis Water District	09/04/2020	Mileage	33.71
03/04/2021	227214	Solano Irrigation District	01/15/2021	TTD	175.50
03/04/2021	227215	Vista Irrigation District	06/07/2019	Medical, general	117.78
03/04/2021	227216	El Toro Water District	06/22/2015	Mileage	73.45
03/04/2021	227217	Sweetwater Authority	12/11/2018	Physical therapy	160.53
03/04/2021	227218	Water Employee Services Authority	12/10/2018	Mileage	32.37
03/04/2021	227219	Soquel Creek Water District	11/16/2020	Mileage	15.00
03/04/2021	227220	South Montebello Irrigation District	11/28/2020	Medical, general	151.83
03/04/2021	227221	Patterson Irrigation District	08/09/2012	Medical, general	90.00
03/04/2021	227222	Santa Ynez River WCD Improvement Dist	08/08/2001	Medical, general	111.16

from 03/01/2021  
to 03/15/2021

ACWA Joint Powers Insurance Authority

Sorted By Check

**Claims Payment Report**

<u>Check Date</u>	<u>Check Number</u>	<u>District Name</u>	<u>Claim Date</u>	<u>Transaction Type</u>	<u>Amount</u>
03/04/2021	227223	Santa Ynez River WCD Improvement Dist	08/08/2001	Medical, general	111.16
03/04/2021	227224	Tulare Irrigation District	11/18/2019	Medical, general	73.76
03/04/2021	227225	Ramona Municipal Water District	12/21/2020	Medical, general	60.05
03/04/2021	227226	Santa Clarita Valley Water Agency	01/25/2021	Medical, general	67.67
03/04/2021	227227	Santa Clarita Valley Water Agency	01/25/2021	Mileage	49.29
03/04/2021	227228	Walnut Valley Water District	12/26/2019	Physical therapy	104.13
03/04/2021	227229	Sweetwater Authority	02/02/2021	Medical, general	118.05
03/04/2021	227230	Sweetwater Authority	02/02/2021	Medical, general	150.00
03/04/2021	227231	Merced Irrigation District	04/21/2020	Med/Legal evaluation	625.00
03/04/2021	227232	San Luis Water District	09/04/2020	Med/Legal evaluation	625.00
03/04/2021	227233	Valley of the Moon Water District	03/26/2020	Medical, general	62.01
03/04/2021	227234	Valley of the Moon Water District	03/26/2020	Medical, general	62.01
03/04/2021	227235	Valley of the Moon Water District	03/26/2020	Medical, general	62.01
03/04/2021	227236	Palmdale Water District	12/03/2020	Medical, general	121.45
03/04/2021	227237	Western Municipal Water District	11/21/2019	Diagnostics	93.82
03/04/2021	227238	Carmichael Water District	12/12/2019	Medical, general	111.16
03/04/2021	227239	El Dorado Irrigation District	06/14/2008	Medical, general	111.16
03/04/2021	227240	Humboldt Bay Municipal Water District	07/25/2019	Hospital (Outpatient)	15.70
03/04/2021	227241	Moulton Niguel Water District	01/23/2019	Photocopy	180.00
03/04/2021	227242	Trabuco Canyon Water District	10/22/2015	PPD	580.00
03/04/2021	227243	Sweetwater Authority	02/28/2020	Physical therapy	159.70
03/04/2021	227244	Sweetwater Authority	10/08/2020	Physical therapy	191.66
03/04/2021	227245	Tahoe City Public Utility District	06/18/2020	Diagnostics	326.42
03/04/2021	227246	El Dorado Irrigation District	10/21/2020	Medical, general	13.00
03/04/2021	227247	Alameda County Water District	01/15/2021	Medical, general	12.89
03/04/2021	227248	Sacramento Suburban Water District	12/09/2020	Medical, general	102.52
03/04/2021	227249	El Dorado Irrigation District	01/28/2021	Medical, general	146.81
03/04/2021	227250	Sacramento Suburban Water District	12/09/2020	Physical therapy	34.27
03/04/2021	227251	Calleguas Municipal Water District	08/06/2020	Physical therapy	90.90
03/04/2021	227252	Calleguas Municipal Water District	08/06/2020	Physical therapy	90.90
03/04/2021	227253	Western Municipal Water District	10/23/2007	Legal (Defense)	96.00
03/04/2021	227254	Merced Irrigation District	08/08/2020	Physical therapy	100.56
03/04/2021	227255	Merced Irrigation District	08/08/2020	Physical therapy	100.56
03/04/2021	227256	San Luis Water District	08/09/2013	Legal (Defense)	148.00
03/09/2021	227257	Merced Irrigation District	09/15/2017	Expense General	2,077.50
03/09/2021	227258	Rancho California Water District	07/15/2019	Expense General	73.00
03/09/2021	227259	Rancho California Water District	07/15/2019	Expense General	139.00
03/09/2021	227260	Rancho California Water District	07/15/2019	Expense General	253.07
03/09/2021	227261	Rancho California Water District	07/15/2019	Expense General	25.00
03/09/2021	227262	Rancho California Water District	07/15/2019	Expense General	25.00
03/09/2021	227263	Rancho California Water District	07/15/2019	Expense General	25.00
03/09/2021	227264	Rancho California Water District	07/15/2019	Expense General	28.00
03/09/2021	227265	Rancho California Water District	07/15/2019	Expense General	31.00
03/09/2021	227266	Rancho California Water District	07/15/2019	Expense General	138.00

from 03/01/2021  
to 03/15/2021

ACWA Joint Powers Insurance Authority

Sorted By Check

## Claims Payment Report

<u>Check Date</u>	<u>Check Number</u>	<u>District Name</u>	<u>Claim Date</u>	<u>Transaction Type</u>	<u>Amount</u>
03/09/2021	227267	Mid-Peninsula Water District	11/25/2020	Liability - Property Damage	554.16
03/09/2021	227268	Merced Irrigation District	09/15/2017	Expense General	3,380.63
03/09/2021	227269	Citrus Heights Water District	01/27/2021	Liability - Property Damage	3,301.48
03/09/2021	227270	Santa Fe Irrigation District	09/03/2020	Medical, general	132.44
03/09/2021	227271	Calleguas Municipal Water District	07/31/2017	PPD	580.00
03/09/2021	227272	Sweetwater Authority	10/08/2020	Physical therapy	214.34
03/09/2021	227273	Sweetwater Authority	10/08/2020	Physical therapy	145.54
03/09/2021	227274	Laguna Beach County Water District	05/29/2020	Physical therapy	127.08
03/09/2021	227275	Sweetwater Authority	10/08/2020	Physical therapy	145.54
03/09/2021	227276	Stockton-East Water District	11/27/2019	Medical, general	101.72
03/09/2021	227277	Helix Water District	07/23/2019	Physical therapy	209.11
03/09/2021	227278	San Luis Water District	09/04/2020	Medical, general	117.06
03/09/2021	227279	Merced Irrigation District	11/09/2001	Medical, general	111.16
03/09/2021	227280	Quartz Hill Water District	06/01/2020	Medical, general	66.48
03/09/2021	227281	South Coast Water District	10/15/2020	Med/Legal evaluation	4,973.49
03/09/2021	227282	Clearlake Oaks County Water District	12/11/2020	TTD	177.11
03/09/2021	227283	Laguna Beach County Water District	12/05/2019	Surgery Costs	259.17
03/09/2021	227284	Kings River Conservation District	11/18/2016	Medical, general	118.83
03/09/2021	227285	Glenn-Colusa Irrigation District	05/08/2019	Medical, general	58.20
03/09/2021	227286	Paradise Irrigation District	12/21/2020	Medical, general	226.02
03/09/2021	227287	Sweetwater Authority	02/01/2021	Bill Review Fee	8.50
03/09/2021	227287	Sweetwater Authority	02/01/2021	Bill Review Fee	0.39
03/09/2021	227287	Sweetwater Authority	02/01/2021	Bill Review Fee	8.50
03/09/2021	227287	Sweetwater Authority	02/01/2021	Bill Review Fee	0.07
03/09/2021	227287	Sweetwater Authority	02/01/2021	Bill Review Fee	8.50
03/09/2021	227287	Sweetwater Authority	01/20/2021	Bill Review Fee	8.50
03/09/2021	227287	Bella Vista Water District	11/06/2020	Bill Review Fee	8.50
03/09/2021	227287	Bella Vista Water District	11/06/2020	Bill Review Fee	12.30
03/09/2021	227287	Calleguas Municipal Water District	08/06/2020	Bill Review Fee	8.50
03/09/2021	227287	Yorba Linda Water District	10/15/2020	Bill Review Fee	8.50
03/09/2021	227287	Yorba Linda Water District	10/15/2020	Bill Review Fee	14.19
03/09/2021	227287	Water Employee Services Authority	10/09/2020	Bill Review Fee	8.50
03/09/2021	227287	Water Employee Services Authority	10/09/2020	Bill Review Fee	9.15
03/09/2021	227287	Water Employee Services Authority	10/09/2020	Bill Review Fee	8.50
03/09/2021	227287	Water Employee Services Authority	10/09/2020	Bill Review Fee	9.15
03/09/2021	227287	Diablo Water District	10/05/2020	Bill Review Fee	8.50
03/09/2021	227287	Moulton Niguel Water District	01/12/2021	Bill Review Fee	12.83
03/09/2021	227287	Quartz Hill Water District	06/01/2020	Bill Review Fee	8.50
03/09/2021	227287	Western Municipal Water District	12/21/2020	Bill Review Fee	8.50
03/09/2021	227287	Western Municipal Water District	12/21/2020	Bill Review Fee	2.44
03/09/2021	227287	Western Municipal Water District	12/21/2020	Bill Review Fee	8.50
03/09/2021	227287	Western Municipal Water District	12/21/2020	Bill Review Fee	7.22
03/09/2021	227287	Western Municipal Water District	12/21/2020	Bill Review Fee	8.50
03/09/2021	227287	Western Municipal Water District	12/21/2020	Bill Review Fee	2.60

from 03/01/2021  
to 03/15/2021

ACWA Joint Powers Insurance Authority

Sorted By Check

## Claims Payment Report

<u>Check Date</u>	<u>Check Number</u>	<u>District Name</u>	<u>Claim Date</u>	<u>Transaction Type</u>	<u>Amount</u>
03/09/2021	227287	Glenn-Colusa Irrigation District	05/08/2019	Bill Review Fee	8.50
03/09/2021	227287	Glenn-Colusa Irrigation District	05/08/2019	Bill Review Fee	3.32
03/09/2021	227287	Santa Fe Irrigation District	09/03/2020	Bill Review Fee	8.50
03/09/2021	227287	Santa Fe Irrigation District	09/03/2020	Bill Review Fee	14.20
03/09/2021	227287	Laguna Beach County Water District	06/11/2020	Bill Review Fee	8.50
03/09/2021	227287	Laguna Beach County Water District	06/11/2020	Bill Review Fee	12.44
03/09/2021	227287	Solano Irrigation District	03/06/2020	Bill Review Fee	8.50
03/09/2021	227287	Solano Irrigation District	03/06/2020	Bill Review Fee	9.28
03/09/2021	227287	East Contra Costa Irrigation District	10/05/2020	Bill Review Fee	8.50
03/09/2021	227287	East Contra Costa Irrigation District	10/05/2020	Bill Review Fee	2.92
03/09/2021	227287	Laguna Beach County Water District	11/30/2020	Bill Review Fee	8.50
03/09/2021	227287	El Dorado Irrigation District	10/21/2020	Bill Review Fee	8.50
03/09/2021	227287	El Dorado Irrigation District	10/21/2020	Bill Review Fee	19.60
03/09/2021	227287	Ramona Municipal Water District	10/03/2017	Bill Review Fee	8.50
03/09/2021	227287	Alameda County Water District	01/25/2021	Bill Review Fee	8.50
03/09/2021	227287	Alameda County Water District	01/25/2021	Bill Review Fee	4.49
03/09/2021	227287	Mission Springs Water District	12/30/2020	Bill Review Fee	8.50
03/09/2021	227287	Mission Springs Water District	12/30/2020	Bill Review Fee	1.44
03/09/2021	227287	Mission Springs Water District	12/30/2020	Bill Review Fee	8.50
03/09/2021	227287	Mission Springs Water District	12/30/2020	Bill Review Fee	1.44
03/09/2021	227287	Stockton-East Water District	02/28/2004	Bill Review Fee	8.50
03/09/2021	227287	Stockton-East Water District	02/28/2004	Bill Review Fee	2.85
03/09/2021	227287	Clearlake Oaks County Water District	12/11/2020	Bill Review Fee	8.50
03/09/2021	227287	Clearlake Oaks County Water District	12/11/2020	Bill Review Fee	6.77
03/09/2021	227287	Merced Irrigation District	11/09/2001	Bill Review Fee	9.18
03/09/2021	227287	Merced Irrigation District	11/09/2001	Bill Review Fee	8.50
03/09/2021	227287	Orange County Water District	11/09/2020	Bill Review Fee	8.50
03/09/2021	227287	Orange County Water District	11/09/2020	Bill Review Fee	2.38
03/09/2021	227287	Tuolumne Utilities District	11/02/2020	Bill Review Fee	8.50
03/09/2021	227287	Tuolumne Utilities District	11/02/2020	Bill Review Fee	0.80
03/09/2021	227287	Mesa Water District	07/30/2020	Bill Review Fee	8.50
03/09/2021	227287	Mesa Water District	07/30/2020	Bill Review Fee	2.38
03/09/2021	227287	Mesa Water District	07/30/2020	Bill Review Fee	8.50
03/09/2021	227287	Mesa Water District	07/30/2020	Bill Review Fee	8.69
03/09/2021	227287	Las Virgenes Municipal Water District	12/02/2019	Bill Review Fee	8.50
03/09/2021	227287	Las Virgenes Municipal Water District	12/02/2019	Bill Review Fee	0.21
03/09/2021	227287	El Dorado Irrigation District	01/28/2021	Bill Review Fee	8.50
03/09/2021	227287	Sweetwater Authority	10/08/2020	Bill Review Fee	8.50
03/09/2021	227287	Sweetwater Authority	10/08/2020	Bill Review Fee	8.50
03/09/2021	227287	Sweetwater Authority	10/08/2020	Bill Review Fee	8.50
03/09/2021	227287	Valley of the Moon Water District	03/26/2020	Bill Review Fee	8.50
03/09/2021	227287	Valley of the Moon Water District	03/26/2020	Bill Review Fee	3.13
03/09/2021	227287	Helix Water District	08/12/2020	Bill Review Fee	8.50
03/09/2021	227287	Helix Water District	08/12/2020	Bill Review Fee	3.85

from 03/01/2021  
to 03/15/2021

ACWA Joint Powers Insurance Authority

Sorted By Check

## Claims Payment Report

<u>Check Date</u>	<u>Check Number</u>	<u>District Name</u>	<u>Claim Date</u>	<u>Transaction Type</u>	<u>Amount</u>
03/09/2021	227287	Laguna Beach County Water District	01/19/2021	Bill Review Fee	8.50
03/09/2021	227287	Laguna Beach County Water District	01/19/2021	Bill Review Fee	10.12
03/09/2021	227287	Laguna Beach County Water District	01/19/2021	Bill Review Fee	8.50
03/09/2021	227287	Laguna Beach County Water District	01/19/2021	Bill Review Fee	5.91
03/09/2021	227287	Wheeler Ridge-Maricopa Water Storage D	10/10/2020	Bill Review Fee	8.50
03/09/2021	227287	Wheeler Ridge-Maricopa Water Storage D	10/10/2020	Bill Review Fee	6.05
03/09/2021	227287	Scotts Valley Water District	10/28/2019	Bill Review Fee	8.50
03/09/2021	227287	Scotts Valley Water District	10/28/2019	Bill Review Fee	2.91
03/09/2021	227287	San Juan Water District	08/28/2003	Bill Review Fee	8.50
03/09/2021	227287	San Juan Water District	08/28/2003	Bill Review Fee	12.59
03/09/2021	227287	Sweetwater Authority	09/12/2020	Bill Review Fee	8.50
03/09/2021	227287	Sweetwater Authority	09/12/2020	Bill Review Fee	5.91
03/09/2021	227287	Sweetwater Authority	02/02/2021	Bill Review Fee	8.50
03/09/2021	227287	Sweetwater Authority	02/02/2021	Bill Review Fee	4.37
03/09/2021	227287	Sweetwater Authority	02/02/2021	Bill Review Fee	8.50
03/09/2021	227287	El Dorado Irrigation District	12/02/2019	Bill Review Fee	8.50
03/09/2021	227287	Stockton-East Water District	11/27/2019	Bill Review Fee	8.50
03/09/2021	227287	San Luis Water District	09/04/2020	Bill Review Fee	15.91
03/09/2021	227287	San Luis Water District	09/04/2020	Bill Review Fee	8.50
03/09/2021	227287	Fallbrook Public Utility District	07/16/2020	Bill Review Fee	4.41
03/09/2021	227287	Fallbrook Public Utility District	07/16/2020	Bill Review Fee	8.50
03/09/2021	227287	El Toro Water District	06/22/2015	Bill Review Fee	8.50
03/09/2021	227287	Helix Water District	04/12/1989	Bill Review Fee	3.30
03/09/2021	227287	Helix Water District	04/12/1989	Bill Review Fee	8.50
03/09/2021	227287	Sweetwater Authority	10/08/2020	Bill Review Fee	8.50
03/09/2021	227287	Sweetwater Authority	10/08/2020	Bill Review Fee	1.68
03/09/2021	227287	Soquel Creek Water District	11/16/2020	Bill Review Fee	8.50
03/09/2021	227287	Soquel Creek Water District	11/16/2020	Bill Review Fee	1.14
03/09/2021	227287	Kings River Conservation District	11/18/2016	Bill Review Fee	8.50
03/09/2021	227287	Kings River Conservation District	11/18/2016	Bill Review Fee	14.07
03/09/2021	227287	Water Employee Services Authority	01/04/2021	Bill Review Fee	8.50
03/09/2021	227287	San Juan Water District	01/26/2016	Bill Review Fee	8.50
03/09/2021	227287	San Juan Water District	01/26/2016	Bill Review Fee	1.44
03/09/2021	227287	South Coast Water District	10/15/2020	Bill Review Fee	8.50
03/09/2021	227287	Santa Clarita Valley Water Agency	01/25/2021	Bill Review Fee	8.50
03/09/2021	227287	Alameda County Water District	01/26/2021	Bill Review Fee	8.50
03/09/2021	227287	Alameda County Water District	01/26/2021	Bill Review Fee	8.50
03/09/2021	227287	Merced Irrigation District	02/12/2021	Bill Review Fee	8.50
03/09/2021	227287	Merced Irrigation District	02/12/2021	Bill Review Fee	7.96
03/09/2021	227287	Alameda County Water District	12/03/2020	Bill Review Fee	8.50
03/09/2021	227287	Alameda County Water District	12/03/2020	Bill Review Fee	8.50
03/09/2021	227287	Alameda County Water District	12/03/2020	Bill Review Fee	8.50
03/09/2021	227287	Laguna Beach County Water District	12/05/2019	Bill Review Fee	29.08
03/09/2021	227287	Laguna Beach County Water District	05/29/2020	Bill Review Fee	8.50



from 03/01/2021  
to 03/15/2021

ACWA Joint Powers Insurance Authority

Sorted By Check

## Claims Payment Report

<u>Check Date</u>	<u>Check Number</u>	<u>District Name</u>	<u>Claim Date</u>	<u>Transaction Type</u>	<u>Amount</u>
03/09/2021	227287	Laguna Beach County Water District	05/29/2020	Bill Review Fee	12.44
03/09/2021	227287	Laguna Beach County Water District	05/29/2020	Bill Review Fee	8.50
03/09/2021	227287	South Montebello Irrigation District	11/28/2020	Bill Review Fee	8.50
03/09/2021	227287	South Montebello Irrigation District	11/28/2020	Bill Review Fee	1.88
03/09/2021	227287	Western Municipal Water District	11/21/2019	Bill Review Fee	8.50
03/09/2021	227287	Western Municipal Water District	11/21/2019	Bill Review Fee	1.46
03/09/2021	227287	Western Municipal Water District	11/21/2019	Bill Review Fee	8.50
03/09/2021	227287	San Dieguito Water District	09/23/2020	Bill Review Fee	8.50
03/09/2021	227287	San Dieguito Water District	09/23/2020	Bill Review Fee	1.12
03/09/2021	227287	San Dieguito Water District	09/23/2020	Bill Review Fee	8.50
03/09/2021	227287	San Dieguito Water District	09/23/2020	Bill Review Fee	0.94
03/09/2021	227287	Paradise Irrigation District	12/21/2020	Bill Review Fee	8.50
03/09/2021	227287	Paradise Irrigation District	12/21/2020	Bill Review Fee	9.97
03/09/2021	227287	Helix Water District	07/23/2019	Bill Review Fee	8.50
03/09/2021	227287	Helix Water District	07/23/2019	Bill Review Fee	17.42
03/09/2021	227287	Helix Water District	07/23/2019	Bill Review Fee	8.50
03/09/2021	227287	Helix Water District	07/23/2019	Bill Review Fee	2.75
03/09/2021	227287	Browns Valley Irrigation District	02/05/2020	Bill Review Fee	8.50
03/09/2021	227287	Browns Valley Irrigation District	02/05/2020	Bill Review Fee	8.44
03/09/2021	227287	Browns Valley Irrigation District	02/05/2020	Bill Review Fee	8.50
03/09/2021	227287	Browns Valley Irrigation District	02/05/2020	Bill Review Fee	9.38
03/09/2021	227287	Merced Irrigation District	12/22/2020	Bill Review Fee	8.50
03/09/2021	227287	Merced Irrigation District	12/22/2020	Bill Review Fee	6.22
03/09/2021	227287	Merced Irrigation District	08/08/2020	Bill Review Fee	8.50
03/09/2021	227287	Merced Irrigation District	08/08/2020	Bill Review Fee	8.38
03/09/2021	227287	Merced Irrigation District	08/08/2020	Bill Review Fee	8.50
03/09/2021	227287	Merced Irrigation District	08/08/2020	Bill Review Fee	8.38
03/09/2021	227287	Merced Irrigation District	08/08/2020	Bill Review Fee	8.50
03/09/2021	227287	Merced Irrigation District	08/08/2020	Bill Review Fee	8.38
03/09/2021	227288	Bella Vista Water District	11/06/2020	Medical, general	111.16
03/09/2021	227289	Sweetwater Authority	09/12/2020	Physical therapy	133.92
03/09/2021	227290	Mission Springs Water District	12/30/2020	Medical, general	109.77
03/09/2021	227291	Mission Springs Water District	12/30/2020	Medical, general	109.77
03/09/2021	227292	Water Employee Services Authority	06/23/2020	TTD	2,598.86
03/09/2021	227293	El Dorado Irrigation District	12/02/2019	Hospital (Outpatient)	1,904.50
03/09/2021	227294	Sutter Extension Water District	04/19/2019	Utilization review	300.00
03/09/2021	227294	San Luis Water District	08/09/2013	Utilization review	350.00
03/09/2021	227294	South Tahoe Public Utility District	01/07/2021	Utilization review	150.00
03/09/2021	227294	Kaweah Delta Water Conservation District	05/25/2020	Utilization review	250.00
03/09/2021	227294	Palmdale Water District	03/23/2015	Utilization review	300.00
03/09/2021	227294	Glenn-Colusa Irrigation District	05/08/2019	Utilization review	350.00
03/09/2021	227294	Wheeler Ridge-Maricopa Water Storage D	02/20/2020	Utilization review	300.00
03/09/2021	227294	Stockton-East Water District	02/28/2004	Utilization review	150.00
03/09/2021	227294	Carmichael Water District	12/12/2019	Utilization review	350.00

from 03/01/2021  
to 03/15/2021

ACWA Joint Powers Insurance Authority

Sorted By Check

## Claims Payment Report

<u>Check Date</u>	<u>Check Number</u>	<u>District Name</u>	<u>Claim Date</u>	<u>Transaction Type</u>	<u>Amount</u>
03/09/2021	227294	Clearlake Oaks County Water District	12/11/2020	Utilization review	600.00
03/09/2021	227294	Mesa Water District	07/30/2020	Utilization review	200.00
03/09/2021	227294	Valley of the Moon Water District	03/26/2020	Utilization review	400.00
03/09/2021	227294	Helix Water District	08/12/2020	Utilization review	150.00
03/09/2021	227294	Truckee Donner Public Utility District	11/06/2020	Utilization review	200.00
03/09/2021	227294	Fresno Metropolitan Flood Control District	08/25/2018	Utilization review	1,150.00
03/09/2021	227294	San Juan Water District	08/28/2003	Utilization review	350.00
03/09/2021	227294	Stockton-East Water District	11/27/2019	Utilization review	200.00
03/09/2021	227294	Calaveras County Water District	10/15/2020	Utilization review	225.00
03/09/2021	227294	Panoche Water District	08/17/2019	Utilization review	300.00
03/09/2021	227294	El Toro Water District	06/22/2015	Utilization review	500.00
03/09/2021	227294	Santa Ynez River WCD Improvement Dist	08/08/2001	Utilization review	200.00
03/09/2021	227294	Soquel Creek Water District	11/16/2020	Utilization review	150.00
03/09/2021	227294	Sweetwater Authority	06/30/2020	Utilization review	150.00
03/09/2021	227294	Kings River Conservation District	11/18/2016	Utilization review	250.00
03/09/2021	227294	South Coast Water District	10/15/2020	Utilization review	150.00
03/09/2021	227294	Valley Center Municipal Water District	08/16/2020	Utilization review	350.00
03/09/2021	227294	Western Municipal Water District	11/21/2019	Utilization review	150.00
03/09/2021	227294	Kern County Water Agency	09/16/2016	Utilization review	400.00
03/09/2021	227295	Merced Irrigation District	12/22/2020	Physical therapy	140.97
03/09/2021	227296	Laguna Beach County Water District	11/30/2020	TTD	2,226.66
03/09/2021	227297	Crescenta Valley Water District	09/25/2019	PPD	580.00
03/09/2021	227298	El Dorado Irrigation District	10/21/2020	Medical, general	199.07
03/09/2021	227299	Soquel Creek Water District	11/16/2020	Medical, general	60.64
03/09/2021	227300	Stockton-East Water District	02/28/2004	Medical, general	151.28
03/09/2021	227301	Scotts Valley Water District	10/28/2019	Medical, general	154.75
03/09/2021	227302	East Contra Costa Irrigation District	10/05/2020	Medical, general	155.31
03/09/2021	227303	Wheeler Ridge-Maricopa Water Storage D	10/10/2020	Medical, general	137.19
03/09/2021	227304	Carmichael Water District	12/12/2019	TTD	2,502.76
03/09/2021	227305	Clearlake Oaks County Water District	12/11/2020	TTD	939.42
03/09/2021	227306	Beaumont-Cherry Valley Water District	07/23/2020	PPD	1,740.00
03/09/2021	227307	Mesa Water District	07/30/2020	TTD	1,983.93
03/09/2021	227308	Sweetwater Authority	10/08/2020	TTD	2,598.86
03/09/2021	227309	Sweetwater Authority	09/12/2020	TTD	2,461.12
03/09/2021	227310	Sweetwater Authority	02/02/2021	Physical therapy	99.17
03/09/2021	227311	Laguna Beach County Water District	01/19/2021	Physical therapy	229.28
03/09/2021	227312	Laguna Beach County Water District	01/19/2021	Physical therapy	133.81
03/09/2021	227313	Laguna Beach County Water District	11/30/2020	Medical, general	238.80
03/09/2021	227314	Elsinore Valley Municipal Water District	05/05/2014	Pharmacy	64.60
03/09/2021	227315	Rancho California Water District	03/18/2008	Pharmacy	30.51
03/09/2021	227316	San Juan Water District	08/28/2003	Pharmacy	518.85
03/09/2021	227317	San Juan Water District	01/26/2016	Pharmacy	22.85
03/09/2021	227318	Kings River Conservation District	11/18/2016	Pharmacy	8.53
03/09/2021	227319	Wheeler Ridge-Maricopa Water Storage D	02/20/2020	Pharmacy	91.82

from 03/01/2021  
to 03/15/2021

ACWA Joint Powers Insurance Authority

Sorted By Check

## Claims Payment Report

<u>Check Date</u>	<u>Check Number</u>	<u>District Name</u>	<u>Claim Date</u>	<u>Transaction Type</u>	<u>Amount</u>
03/09/2021	227320	Laguna Beach County Water District	06/11/2020	Pharmacy	14.33
03/09/2021	227321	Alameda County Water District	01/25/2021	Pharmacy	12.75
03/09/2021	227322	Sweetwater Authority	01/20/2021	Pharmacy	57.77
03/09/2021	227323	South Tahoe Public Utility District	01/17/2021	Pharmacy	59.83
03/09/2021	227324	East Orange County Water District	02/16/2021	Pharmacy	7.76
03/09/2021	227325	Sweetwater Authority	10/08/2020	TTD	2,598.86
03/09/2021	227326	San Juan Water District	01/26/2016	Medical, general	109.64
03/09/2021	227327	Solano Irrigation District	03/06/2020	Medical, general	86.65
03/09/2021	227328	South Montebello Irrigation District	11/28/2020	Physical therapy	143.08
03/09/2021	227329	Western Municipal Water District	12/21/2020	Medical, general	383.73
03/09/2021	227330	Western Municipal Water District	12/21/2020	Medical, general	138.33
03/09/2021	227331	Western Municipal Water District	12/21/2020	Medical, general	129.57
03/09/2021	227332	El Toro Water District	06/22/2015	Diagnostics	57.13
03/09/2021	227333	Alameda County Water District	01/25/2021	Diagnostics	340.94
03/09/2021	227334	Water Employee Services Authority	01/04/2021	TTD	712.57
03/09/2021	227335	Helix Water District	08/12/2020	Chiropractor	87.30
03/09/2021	227336	Orange County Water District	11/09/2020	Medical, general	158.00
03/09/2021	227337	Mesa Water District	07/30/2020	Medical, general	158.00
03/09/2021	227338	Water Employee Services Authority	10/09/2020	Physical therapy	109.84
03/09/2021	227339	Water Employee Services Authority	10/09/2020	Physical therapy	109.84
03/09/2021	227340	Water Employee Services Authority	01/04/2021	Medical, general	113.57
03/09/2021	227341	Merced Irrigation District	02/12/2021	Medical, general	142.77
03/09/2021	227342	Browns Valley Irrigation District	02/05/2020	Physical therapy	75.00
03/09/2021	227343	Browns Valley Irrigation District	02/05/2020	Medical, general	191.25
03/09/2021	227344	Helix Water District	04/12/1989	Chiropractor	74.72
03/09/2021	227345	Moulton Niguel Water District	01/12/2021	Medical, general	329.36
03/09/2021	227346	Sweetwater Authority	02/01/2021	Hospital (Outpatient)	646.46
03/09/2021	227347	Sweetwater Authority	02/02/2021	Medical, general	77.14
03/09/2021	227348	Sweetwater Authority	01/20/2021	Medical, general	77.14
03/09/2021	227349	Sweetwater Authority	02/01/2021	Medical, general	75.20
03/09/2021	227350	Sweetwater Authority	02/01/2021	Medical, general	104.80
03/09/2021	227351	Yuba County Water Agency	05/08/2017	PPD	580.00
03/09/2021	227352	Valley of the Moon Water District	03/26/2020	Medical, general	71.02
03/09/2021	227353	Tuolumne Utilities District	11/02/2020	Diagnostics	314.43
03/09/2021	227354	Western Municipal Water District	11/21/2019	Medical, general	161.63
03/09/2021	227355	Ramona Municipal Water District	10/03/2017	Medical, general	118.05
03/09/2021	227356	San Juan Water District	08/28/2003	Medical, general	111.16
03/09/2021	227357	Yorba Linda Water District	10/15/2020	Medical, general	113.13
03/09/2021	227358	Sweetwater Authority	10/08/2020	Physical therapy	127.70
03/09/2021	227359	Fallbrook Public Utility District	07/16/2020	Hospital (Outpatient)	1,079.46
03/09/2021	227360	Clearlake Oaks County Water District	12/11/2020	DME Supplies	153.52
03/09/2021	227361	Alameda County Water District	12/03/2020	Physical therapy	170.20
03/09/2021	227362	Alameda County Water District	01/26/2021	Medical, general	12.89
03/09/2021	227363	Alameda County Water District	01/26/2021	Medical, general	37.61

from 03/01/2021  
to 03/15/2021

ACWA Joint Powers Insurance Authority

Sorted By Check

**Claims Payment Report**

<u>Check Date</u>	<u>Check Number</u>	<u>District Name</u>	<u>Claim Date</u>	<u>Transaction Type</u>	<u>Amount</u>
03/09/2021	227364	Alameda County Water District	12/03/2020	Physical therapy	83.39
03/09/2021	227365	El Dorado Irrigation District	01/28/2021	Medical, general	102.52
03/09/2021	227366	Alameda County Water District	12/03/2020	Medical, general	116.28
03/09/2021	227367	Laguna Beach County Water District	05/29/2020	Medical, general	113.13
03/09/2021	227368	Laguna Beach County Water District	06/11/2020	Medical, general	113.13
03/09/2021	227369	Mesa Water District	07/30/2020	Medical, general	112.15
03/09/2021	227370	Kern County Water Agency	09/16/2016	PPD	580.00
03/09/2021	227371	Las Virgenes Municipal Water District	12/02/2019	Medical, general	84.28
03/09/2021	227372	Calleguas Municipal Water District	08/06/2020	Physical therapy	90.90
03/09/2021	227373	Western Municipal Water District	11/21/2019	Physical therapy	138.51
03/09/2021	227374	Merced Irrigation District	08/08/2020	TTD	722.49
03/09/2021	227375	San Dieguito Water District	09/23/2020	Physical therapy	85.05
03/09/2021	227376	San Dieguito Water District	09/23/2020	Physical therapy	71.64
03/09/2021	227377	Merced Irrigation District	08/08/2020	Physical therapy	100.56
03/09/2021	227378	Merced Irrigation District	08/08/2020	Physical therapy	100.56
03/09/2021	227379	Merced Irrigation District	08/08/2020	Physical therapy	100.56
03/11/2021	227380	Sutter Extension Water District	09/01/2019	Expert	3,805.00
03/11/2021	227381	Central California Irrigation District	11/09/2020	Liability - Property Damage	9,044.21
03/11/2021	227382	Kern Delta Water District	10/07/2019	Expert	675.00
03/11/2021	227383	Central California Irrigation District	12/05/2020	Expert	1,644.85
03/11/2021	227384	Citrus Heights Water District	11/05/2020	Liability - Small Claims	320.00
03/11/2021	227385	Paradise Irrigation District	11/08/2018	Property - District Property	2,031,669.02
03/11/2021	227386	West Basin Municipal Water District	02/13/2021	Property - District Property	2,570.76
03/11/2021	227387	Mesa Water District	11/09/2020	Property - District Property	3,537.70
03/11/2021	227388	Consolidated Irrigation District	07/12/2020	Property - District Property	500.00
03/11/2021	227389	Fallbrook Public Utility District	01/16/2021	Expert	7,187.46
03/11/2021	227390	Sweetwater Authority	02/01/2021	TTD	2,381.40
03/11/2021	227391	Sweetwater Authority	06/30/2020	Physical therapy	139.16
03/11/2021	227392	Sweetwater Authority	06/30/2020	Physical therapy	98.27
03/11/2021	227393	Berrenda Mesa Water District	02/25/2013	PPD	460.00
03/11/2021	227394	Merced Irrigation District	08/08/2020	Photocopy	80.44
03/11/2021	227395	Laguna Beach County Water District	03/18/2009	Diagnostics	197.72
03/11/2021	227396	Vista Irrigation District	12/07/2020	Medical, general	65.00
03/11/2021	227397	San Luis Water District	09/04/2020	TTD	239.48
03/11/2021	227398	Santa Clarita Valley Water Agency	02/25/2021	TTD	420.27
03/11/2021	227399	South Coast Water District	02/01/2021	Bill Review Fee	8.50
03/11/2021	227399	South Coast Water District	02/01/2021	Bill Review Fee	7.13
03/11/2021	227399	Sweetwater Authority	12/11/2018	Bill Review Fee	8.50
03/11/2021	227399	Sutter Extension Water District	04/19/2019	Bill Review Fee	8.50
03/11/2021	227399	Sutter Extension Water District	04/19/2019	Bill Review Fee	3.38
03/11/2021	227399	Sutter Extension Water District	04/19/2019	Bill Review Fee	8.50
03/11/2021	227399	Sutter Extension Water District	04/19/2019	Bill Review Fee	3.38
03/11/2021	227399	Sutter Extension Water District	04/19/2019	Bill Review Fee	8.50
03/11/2021	227399	Sutter Extension Water District	04/19/2019	Bill Review Fee	8.34

from 03/01/2021  
to 03/15/2021

ACWA Joint Powers Insurance Authority

Sorted By Check

**Claims Payment Report**

<u>Check Date</u>	<u>Check Number</u>	<u>District Name</u>	<u>Claim Date</u>	<u>Transaction Type</u>	<u>Amount</u>
03/11/2021	227399	Sutter Extension Water District	04/19/2019	Bill Review Fee	8.50
03/11/2021	227399	Sutter Extension Water District	04/19/2019	Bill Review Fee	3.38
03/11/2021	227399	Sutter Extension Water District	04/19/2019	Bill Review Fee	8.50
03/11/2021	227399	Sutter Extension Water District	04/19/2019	Bill Review Fee	3.38
03/11/2021	227399	Santa Fe Irrigation District	04/16/2020	Bill Review Fee	8.50
03/11/2021	227399	Santa Fe Irrigation District	04/16/2020	Bill Review Fee	13.49
03/11/2021	227399	Sweetwater Authority	02/28/2020	Bill Review Fee	8.50
03/11/2021	227399	Sweetwater Authority	02/28/2020	Bill Review Fee	2.24
03/11/2021	227399	Sweetwater Authority	02/28/2020	Bill Review Fee	8.50
03/11/2021	227399	Sweetwater Authority	02/28/2020	Bill Review Fee	2.62
03/11/2021	227399	Truckee Donner Public Utility District	11/12/2020	Bill Review Fee	8.50
03/11/2021	227399	Truckee Donner Public Utility District	11/12/2020	Bill Review Fee	11.33
03/11/2021	227399	Yorba Linda Water District	09/09/2019	Bill Review Fee	8.50
03/11/2021	227399	Yorba Linda Water District	09/09/2019	Bill Review Fee	14.19
03/11/2021	227399	Water Employee Services Authority	10/09/2020	Bill Review Fee	8.50
03/11/2021	227399	Water Employee Services Authority	10/09/2020	Bill Review Fee	9.15
03/11/2021	227399	Alameda County Water District	09/16/2020	Bill Review Fee	8.50
03/11/2021	227399	Glenn-Colusa Irrigation District	05/08/2019	Bill Review Fee	8.50
03/11/2021	227399	Glenn-Colusa Irrigation District	05/08/2019	Bill Review Fee	6.99
03/11/2021	227399	Santa Clarita Valley Water Agency	01/01/2020	Bill Review Fee	8.50
03/11/2021	227399	Santa Clarita Valley Water Agency	01/01/2020	Bill Review Fee	4.15
03/11/2021	227399	Wheeler Ridge-Maricopa Water Storage D	02/20/2020	Bill Review Fee	8.50
03/11/2021	227399	Wheeler Ridge-Maricopa Water Storage D	02/20/2020	Bill Review Fee	0.26
03/11/2021	227399	Trabuco Canyon Water District	02/06/2014	Bill Review Fee	8.50
03/11/2021	227399	Trabuco Canyon Water District	02/06/2014	Bill Review Fee	11.25
03/11/2021	227399	Alameda County Water District	01/25/2021	Bill Review Fee	8.50
03/11/2021	227399	Alameda County Water District	01/25/2021	Bill Review Fee	2.26
03/11/2021	227399	Laguna Beach County Water District	03/18/2009	Bill Review Fee	8.50
03/11/2021	227399	Laguna Beach County Water District	03/18/2009	Bill Review Fee	8.72
03/11/2021	227399	Tahoe City Public Utility District	05/08/2020	Bill Review Fee	8.50
03/11/2021	227399	Tahoe City Public Utility District	05/08/2020	Bill Review Fee	1.61
03/11/2021	227399	Orange County Water District	11/09/2020	Bill Review Fee	8.50
03/11/2021	227399	Orange County Water District	11/09/2020	Bill Review Fee	2.38
03/11/2021	227399	Tuolumne Utilities District	11/02/2020	Bill Review Fee	8.50
03/11/2021	227399	Tuolumne Utilities District	11/02/2020	Bill Review Fee	0.22
03/11/2021	227399	Mesa Water District	07/30/2020	Bill Review Fee	8.50
03/11/2021	227399	Mesa Water District	07/30/2020	Bill Review Fee	5.41
03/11/2021	227399	El Dorado Irrigation District	01/28/2021	Bill Review Fee	8.50
03/11/2021	227399	Valley of the Moon Water District	03/26/2020	Bill Review Fee	8.50
03/11/2021	227399	Valley of the Moon Water District	03/26/2020	Bill Review Fee	2.74
03/11/2021	227399	Vallecitos Water District	01/29/2021	Bill Review Fee	8.50
03/11/2021	227399	Vallecitos Water District	01/29/2021	Bill Review Fee	1.48
03/11/2021	227399	Vallecitos Water District	01/29/2021	Bill Review Fee	8.50
03/11/2021	227399	Vallecitos Water District	01/29/2021	Bill Review Fee	1.48

from 03/01/2021  
to 03/15/2021

ACWA Joint Powers Insurance Authority

Sorted By Check

## Claims Payment Report

<u>Check Date</u>	<u>Check Number</u>	<u>District Name</u>	<u>Claim Date</u>	<u>Transaction Type</u>	<u>Amount</u>
03/11/2021	227399	Vallecitos Water District	01/29/2021	Bill Review Fee	8.50
03/11/2021	227399	Vallecitos Water District	01/29/2021	Bill Review Fee	1.48
03/11/2021	227399	Vallecitos Water District	01/29/2021	Bill Review Fee	8.50
03/11/2021	227399	Vallecitos Water District	01/29/2021	Bill Review Fee	1.48
03/11/2021	227399	Helix Water District	08/12/2020	Bill Review Fee	8.50
03/11/2021	227399	Helix Water District	08/12/2020	Bill Review Fee	3.83
03/11/2021	227399	Truckee Donner Public Utility District	11/06/2020	Bill Review Fee	8.50
03/11/2021	227399	Truckee Donner Public Utility District	11/06/2020	Bill Review Fee	4.97
03/11/2021	227399	San Juan Water District	08/28/2003	Bill Review Fee	8.50
03/11/2021	227399	San Juan Water District	08/28/2003	Bill Review Fee	55.23
03/11/2021	227399	Sweetwater Authority	09/12/2020	Bill Review Fee	8.50
03/11/2021	227399	Sweetwater Authority	09/12/2020	Bill Review Fee	5.91
03/11/2021	227399	Humboldt Bay Municipal Water District	05/29/2019	Bill Review Fee	8.50
03/11/2021	227399	Humboldt Bay Municipal Water District	05/29/2019	Bill Review Fee	1.25
03/11/2021	227399	Sweetwater Authority	02/02/2021	Bill Review Fee	8.44
03/11/2021	227399	Sweetwater Authority	02/02/2021	Bill Review Fee	8.50
03/11/2021	227399	Sweetwater Authority	02/02/2021	Bill Review Fee	8.50
03/11/2021	227399	Sweetwater Authority	02/02/2021	Bill Review Fee	4.37
03/11/2021	227399	Sweetwater Authority	02/02/2021	Bill Review Fee	8.50
03/11/2021	227399	Sweetwater Authority	02/02/2021	Bill Review Fee	4.37
03/11/2021	227399	Sweetwater Authority	02/02/2021	Bill Review Fee	8.50
03/11/2021	227399	Stockton-East Water District	11/27/2019	Bill Review Fee	8.50
03/11/2021	227399	Stockton-East Water District	11/27/2019	Bill Review Fee	1.16
03/11/2021	227399	Tulare Irrigation District	11/18/2019	Bill Review Fee	8.50
03/11/2021	227399	Tulare Irrigation District	11/18/2019	Bill Review Fee	6.91
03/11/2021	227399	Santa Ynez River WCD Improvement Dist	08/08/2001	Bill Review Fee	8.50
03/11/2021	227399	Santa Ynez River WCD Improvement Dist	08/08/2001	Bill Review Fee	13.68
03/11/2021	227399	Sweetwater Authority	10/08/2020	Bill Review Fee	8.50
03/11/2021	227399	Sweetwater Authority	10/08/2020	Bill Review Fee	1.92
03/11/2021	227399	Fallbrook Public Utility District	10/26/2020	Bill Review Fee	8.50
03/11/2021	227399	Fallbrook Public Utility District	10/26/2020	Bill Review Fee	11.57
03/11/2021	227399	El Dorado Irrigation District	10/22/2019	Bill Review Fee	8.50
03/11/2021	227399	Alameda County Water District	12/03/2020	Bill Review Fee	8.50
03/11/2021	227399	Alameda County Water District	09/30/2020	Bill Review Fee	8.50
03/11/2021	227399	Alameda County Water District	09/30/2020	Bill Review Fee	2.26
03/11/2021	227399	Alameda County Water District	09/30/2020	Bill Review Fee	8.50
03/11/2021	227399	Alameda County Water District	09/30/2020	Bill Review Fee	2.26
03/11/2021	227399	San Dieguito Water District	09/23/2020	Bill Review Fee	8.50
03/11/2021	227399	San Dieguito Water District	09/23/2020	Bill Review Fee	0.94
03/11/2021	227399	San Dieguito Water District	09/23/2020	Bill Review Fee	8.50
03/11/2021	227399	San Dieguito Water District	09/23/2020	Bill Review Fee	1.37
03/11/2021	227399	Helix Water District	07/23/2019	Bill Review Fee	8.50
03/11/2021	227399	Helix Water District	07/23/2019	Bill Review Fee	2.89
03/11/2021	227399	Merced Irrigation District	12/22/2020	Bill Review Fee	8.50



from 03/01/2021  
to 03/15/2021

ACWA Joint Powers Insurance Authority

Sorted By Check

## Claims Payment Report

<u>Check Date</u>	<u>Check Number</u>	<u>District Name</u>	<u>Claim Date</u>	<u>Transaction Type</u>	<u>Amount</u>
03/11/2021	227399	Merced Irrigation District	12/22/2020	Bill Review Fee	6.22
03/11/2021	227399	Merced Irrigation District	12/22/2020	Bill Review Fee	8.50
03/11/2021	227399	Merced Irrigation District	12/22/2020	Bill Review Fee	6.22
03/11/2021	227399	Merced Irrigation District	12/22/2020	Bill Review Fee	8.50
03/11/2021	227399	Merced Irrigation District	12/22/2020	Bill Review Fee	3.12
03/11/2021	227399	Merced Irrigation District	08/08/2020	Bill Review Fee	8.50
03/11/2021	227399	Merced Irrigation District	08/08/2020	Bill Review Fee	8.38
03/11/2021	227399	Merced Irrigation District	08/08/2020	Bill Review Fee	8.50
03/11/2021	227399	Merced Irrigation District	08/08/2020	Bill Review Fee	8.38
03/11/2021	227399	Merced Irrigation District	08/08/2020	Bill Review Fee	8.50
03/11/2021	227399	Merced Irrigation District	08/08/2020	Bill Review Fee	11.82
03/11/2021	227399	Yorba Linda Water District	01/14/2021	Bill Review Fee	8.50
03/11/2021	227400	Calaveras County Water District	02/08/2021	Investigation/Subrosa	1,533.81
03/11/2021	227401	Sweetwater Authority	09/12/2020	Physical therapy	133.92
03/11/2021	227402	Merced Irrigation District	12/22/2020	Physical therapy	140.97
03/11/2021	227403	Merced Irrigation District	12/22/2020	Physical therapy	140.97
03/11/2021	227404	Desert Water Agency	03/01/2021	TTD	1,164.79
03/11/2021	227405	Cucamonga Valley Water District	03/08/2019	PPD	580.00
03/11/2021	227406	Soquel Creek Water District	08/17/2017	Legal (Defense)	651.40
03/11/2021	227407	Scotts Valley Water District	10/28/2019	Photocopy	302.60
03/11/2021	227408	Fallbrook Public Utility District	10/26/2020	Medical, general	309.74
03/11/2021	227409	Sunnyslope County Water District	07/16/2019	Med/Legal evaluation	625.00
03/11/2021	227410	Helix Water District	07/23/2019	Laboratory fee	89.00
03/11/2021	227411	Laguna Beach County Water District	01/19/2021	TTD	2,712.62
03/11/2021	227412	Truckee Donner Public Utility District	11/06/2020	TTD	2,598.86
03/11/2021	227413	Vallecitos Water District	10/15/2020	Mileage	6.30
03/11/2021	227414	Santa Clarita Valley Water Agency	01/01/2020	Photocopy	146.17
03/11/2021	227415	Truckee Donner Public Utility District	10/26/2020	Photocopy	106.00
03/11/2021	227416	Humboldt Bay Municipal Water District	05/29/2019	Medical, general	83.21
03/11/2021	227417	Sweetwater Authority	02/02/2021	Physical therapy	99.17
03/11/2021	227418	Sweetwater Authority	02/02/2021	Physical therapy	99.17
03/11/2021	227419	Sweetwater Authority	02/02/2021	Physical therapy	191.39
03/11/2021	227420	Joshua Basin Water District	04/16/2020	Photocopy	180.00
03/11/2021	227421	Mission Springs Water District	08/21/2011	IMR Fee	345.00
03/11/2021	227422	Carmichael Water District	12/12/2019	IMR Fee	345.00
03/11/2021	227423	El Toro Water District	06/22/2015	IMR Fee	345.00
03/11/2021	227424	Santa Ynez River WCD Improvement Dist	08/08/2001	IMR Fee	345.00
03/11/2021	227425	San Luis Water District	09/04/2020	TTD	718.44
03/11/2021	227426	Panoche Water District	08/17/2019	TTD	1,041.34
03/11/2021	227427	Yorba Linda Water District	09/09/2019	Medical, general	100.24
03/11/2021	227428	Palmdale Water District	12/03/2020	TTD	1,631.16
03/11/2021	227429	Trabuco Canyon Water District	02/06/2014	Medical, general	65.19
03/11/2021	227430	Tulare Irrigation District	11/18/2019	Medical, general	73.76
03/11/2021	227431	Helix Water District	07/23/2019	Medical, general	65.57

from 03/01/2021  
to 03/15/2021

ACWA Joint Powers Insurance Authority

Sorted By Check

## Claims Payment Report

<u>Check Date</u>	<u>Check Number</u>	<u>District Name</u>	<u>Claim Date</u>	<u>Transaction Type</u>	<u>Amount</u>
03/11/2021	227432	Orange County Water District	11/09/2020	Medical, general	158.00
03/11/2021	227433	Water Employee Services Authority	10/09/2020	Physical therapy	109.84
03/11/2021	227434	Valley Center Municipal Water District	08/16/2020	TTD	680.91
03/11/2021	227435	Moulton Niguel Water District	02/06/2021	Pharmacy	8.74
03/11/2021	227436	Laguna Beach County Water District	05/29/2020	TTD	2,123.52
03/11/2021	227437	South Coast Water District	02/01/2021	Medical, general	161.50
03/11/2021	227438	Sweetwater Authority	10/08/2020	Physical therapy	145.37
03/11/2021	227439	Sweetwater Authority	02/28/2020	Physical therapy	170.19
03/11/2021	227440	Sweetwater Authority	02/28/2020	Physical therapy	199.28
03/11/2021	227441	Truckee Donner Public Utility District	11/12/2020	Medical, general	79.48
03/11/2021	227442	Truckee Donner Public Utility District	11/06/2020	Medical, general	79.48
03/11/2021	227443	El Dorado Irrigation District	10/22/2019	Physical therapy	72.62
03/11/2021	227444	Alameda County Water District	09/16/2020	Medical, general	13.00
03/11/2021	227445	Alameda County Water District	12/03/2020	Diagnostics	101.90
03/11/2021	227446	El Dorado Irrigation District	01/28/2021	Medical, general	12.89
03/11/2021	227447	Alameda County Water District	09/16/2020	Physical therapy	82.43
03/11/2021	227448	Helix Water District	07/23/2019	TTD	2,272.34
03/11/2021	227449	Wheeler Ridge-Maricopa Water Storage District	02/20/2020	Medical, general	101.42
03/11/2021	227450	San Dieguito Water District	09/23/2020	Physical therapy	71.64
				<b>Total</b>	<b>2,399,124.04</b>

from 03/16/2021  
to 03/31/2021

ACWA Joint Powers Insurance Authority

Sorted By Check

# Claims Payment Report

<u>Check Date</u>	<u>Check Number</u>	<u>District Name</u>	<u>Claim Date</u>	<u>Transaction Type</u>	<u>Amount</u>
03/16/2021	227451	South Tahoe Public Utility District	03/02/2021	Liability - Property Damage	2,910.50
03/16/2021	227452	Montecito Water District	08/03/2020	Liability - Property Damage	7,000.00
03/16/2021	227453	Paradise Irrigation District	03/05/2021	Property - District Property	7,335.72
03/16/2021	227454	Lost Hills Water District	12/31/2020	Property - District Property	4,946.97
03/16/2021	227455	Crescenta Valley Water District	03/02/2021	Liability - Property Damage	21,929.36
03/16/2021	227456	Water Employee Services Authority	05/11/2020	Liability - Property Damage	1,300.32
03/16/2021	227457	Helix Water District	07/23/2019	Medical, general	104.30
03/16/2021	227458	Clearlake Oaks County Water District	12/11/2020	Physical therapy	203.39
03/16/2021	227459	Sweetwater Authority	06/30/2020	Physical therapy	98.27
03/16/2021	227460	Stockton-East Water District	11/27/2019	Medical, general	284.15
03/16/2021	227461	Alta Irrigation District	11/19/2014	PPD	580.00
03/16/2021	227462	Desert Water Agency	08/22/2020	Photocopy	30.00
03/16/2021	227463	Sutter Extension Water District	04/19/2019	Medical, general	152.15
03/16/2021	227464	Sutter Extension Water District	04/19/2019	Medical, general	152.15
03/16/2021	227465	Sutter Extension Water District	04/19/2019	Medical, general	236.29
03/16/2021	227466	Sutter Extension Water District	04/19/2019	Medical, general	152.15
03/16/2021	227467	Sutter Extension Water District	04/19/2019	Medical, general	152.15
03/16/2021	227468	Sutter Extension Water District	04/19/2019	Medical, general	230.15
03/16/2021	227469	Laguna Beach County Water District	01/09/2020	Mileage	9.30
03/16/2021	227470	Carpinteria Valley Water District	01/29/2018	Deposition/Witness fees	1,393.00
03/16/2021	227471	Sutter Extension Water District	04/19/2019	Bill Review Fee	8.12
03/16/2021	227471	Sutter Extension Water District	04/19/2019	Bill Review Fee	8.50
03/16/2021	227471	Truckee Donner Public Utility District	11/12/2020	Bill Review Fee	8.50
03/16/2021	227471	Truckee Donner Public Utility District	11/12/2020	Bill Review Fee	11.48
03/16/2021	227471	Walnut Valley Water District	08/14/2020	Bill Review Fee	8.50
03/16/2021	227471	Santa Fe Irrigation District	09/03/2020	Bill Review Fee	8.50
03/16/2021	227471	Santa Fe Irrigation District	09/03/2020	Bill Review Fee	13.49
03/16/2021	227471	Merced Irrigation District	08/22/2019	Bill Review Fee	8.50
03/16/2021	227471	Merced Irrigation District	08/22/2019	Bill Review Fee	6.99
03/16/2021	227471	Merced Irrigation District	08/22/2019	Bill Review Fee	8.50
03/16/2021	227471	Merced Irrigation District	08/22/2019	Bill Review Fee	41.26
03/16/2021	227471	El Dorado Irrigation District	10/21/2020	Bill Review Fee	8.50
03/16/2021	227471	Clearlake Oaks County Water District	12/11/2020	Bill Review Fee	8.50
03/16/2021	227471	Clearlake Oaks County Water District	12/11/2020	Bill Review Fee	1.92
03/16/2021	227471	Truckee Donner Public Utility District	11/06/2020	Bill Review Fee	8.50
03/16/2021	227471	Truckee Donner Public Utility District	11/06/2020	Bill Review Fee	78.86
03/16/2021	227471	Calaveras County Water District	10/15/2020	Bill Review Fee	8.50
03/16/2021	227471	Calaveras County Water District	10/15/2020	Bill Review Fee	0.20
03/16/2021	227471	Calaveras County Water District	10/15/2020	Bill Review Fee	8.50
03/16/2021	227471	Calaveras County Water District	10/15/2020	Bill Review Fee	6.82
03/16/2021	227471	East Orange County Water District	02/16/2021	Bill Review Fee	8.50
03/16/2021	227471	East Orange County Water District	02/16/2021	Bill Review Fee	16.30
03/16/2021	227471	Merced Irrigation District	07/15/2018	Bill Review Fee	8.50

from 03/16/2021  
to 03/31/2021

ACWA Joint Powers Insurance Authority

Sorted By Check

## Claims Payment Report

<u>Check Date</u>	<u>Check Number</u>	<u>District Name</u>	<u>Claim Date</u>	<u>Transaction Type</u>	<u>Amount</u>
03/16/2021	227471	Merced Irrigation District	07/15/2018	Bill Review Fee	12.30
03/16/2021	227471	Merced Irrigation District	02/12/2021	Bill Review Fee	8.50
03/16/2021	227471	Merced Irrigation District	02/12/2021	Bill Review Fee	1.79
03/16/2021	227471	Alameda County Water District	12/03/2020	Bill Review Fee	8.50
03/16/2021	227471	Western Municipal Water District	11/21/2019	Bill Review Fee	8.50
03/16/2021	227471	Western Municipal Water District	11/21/2019	Bill Review Fee	1.28
03/16/2021	227471	Tulare Irrigation District	10/19/2011	Bill Review Fee	8.50
03/16/2021	227471	Tulare Irrigation District	10/19/2011	Bill Review Fee	6.38
03/16/2021	227471	Helix Water District	07/23/2019	Bill Review Fee	8.50
03/16/2021	227471	Merced Irrigation District	12/22/2020	Bill Review Fee	8.50
03/16/2021	227471	Yorba Linda Water District	01/14/2021	Bill Review Fee	13.19
03/16/2021	227472	Calleguas Municipal Water District	07/31/2017	Legal (Defense)	339.90
03/16/2021	227473	Sutter Extension Water District	04/19/2019	Legal (Defense)	186.95
03/16/2021	227474	Yorba Linda Water District	09/09/2019	Legal (Defense)	169.95
03/16/2021	227475	Carpinteria Valley Water District	03/19/2018	Legal (Defense)	288.92
03/16/2021	227476	Mission Springs Water District	08/21/2011	Legal (Defense)	1,138.67
03/16/2021	227477	Fair Oaks Water District	04/26/2018	Legal (Defense)	180.25
03/16/2021	227478	Sweetwater Authority	03/06/2017	Legal (Defense)	375.95
03/16/2021	227479	Sweetwater Authority	08/16/2017	Legal (Defense)	934.73
03/16/2021	227480	Elsinore Valley Municipal Water District	05/05/2014	Legal (Defense)	84.98
03/16/2021	227481	Carmichael Water District	12/12/2019	Legal (Defense)	373.89
03/16/2021	227482	Clearlake Oaks County Water District	12/11/2020	Legal (Defense)	390.89
03/16/2021	227483	Western Municipal Water District	07/25/2018	Legal (Defense)	17.00
03/16/2021	227484	San Luis Water District	09/04/2020	Legal (Defense)	1,444.58
03/16/2021	227485	Panoche Water District	08/17/2019	Legal (Defense)	169.95
03/16/2021	227486	El Toro Water District	06/22/2015	Legal (Defense)	1,019.70
03/16/2021	227487	Solano Irrigation District	07/15/2014	Legal (Defense)	153.99
03/16/2021	227488	Soquel Creek Water District	11/16/2020	Legal (Defense)	645.81
03/16/2021	227489	Kings River Conservation District	11/18/2016	Legal (Defense)	169.95
03/16/2021	227490	San Juan Water District	01/26/2016	Legal (Defense)	72.10
03/16/2021	227491	Panoche Water District	05/13/2020	Legal (Defense)	732.85
03/16/2021	227492	San Luis & Delta-Mendota Water Authority	02/29/2016	Legal (Defense)	169.95
03/16/2021	227493	Orange County Water District	08/16/2019	Legal (Defense)	203.94
03/16/2021	227494	Paradise Irrigation District	05/11/1993	Legal (Defense)	1,259.53
03/16/2021	227495	Merced Irrigation District	04/21/2020	Legal (Defense)	33.99
03/16/2021	227496	Merced Irrigation District	04/21/2020	Legal (Defense)	17.00
03/16/2021	227497	Palmdale Water District	03/14/2018	Legal (Defense)	198.28
03/16/2021	227498	Merced Irrigation District	08/08/2020	Legal (Defense)	271.92
03/16/2021	227499	El Dorado Irrigation District	06/14/2008	Legal (Defense)	475.86
03/16/2021	227500	Cucamonga Valley Water District	12/21/2020	Investigation/Subrosa	296.00
03/16/2021	227501	Otay Water District	02/11/2021	Investigation/Subrosa	208.00
03/16/2021	227502	Ramona Municipal Water District	02/09/2021	Investigation/Subrosa	310.00
03/16/2021	227503	Mesa Water District	10/31/2012	PPD	540.00
03/16/2021	227504	Santa Fe Irrigation District	09/03/2020	TTD	1,484.29

from 03/16/2021  
to 03/31/2021

ACWA Joint Powers Insurance Authority

Sorted By Check

## Claims Payment Report

<u>Check Date</u>	<u>Check Number</u>	<u>District Name</u>	<u>Claim Date</u>	<u>Transaction Type</u>	<u>Amount</u>
03/16/2021	227505	Laguna Beach County Water District	06/11/2020	PPD	580.00
03/16/2021	227506	Laguna Beach County Water District	10/29/2019	TTD	1,881.62
03/16/2021	227507	Sweetwater Authority	12/11/2018	Utilization review	250.00
03/16/2021	227507	Sutter Extension Water District	04/19/2019	Utilization review	150.00
03/16/2021	227507	Stockton-East Water District	08/30/2011	Utilization review	1,100.00
03/16/2021	227507	Vista Irrigation District	02/04/2019	Utilization review	500.00
03/16/2021	227507	Vallecitos Water District	10/09/2019	Utilization review	300.00
03/16/2021	227507	Kings River Conservation District	03/02/2018	Utilization review	150.00
03/16/2021	227507	South Tahoe Public Utility District	08/21/2020	Utilization review	200.00
03/16/2021	227507	Bard Water District	08/20/2012	Utilization review	250.00
03/16/2021	227507	Wheeler Ridge-Maricopa Water Storage D	02/20/2020	Utilization review	350.00
03/16/2021	227507	Laguna Beach County Water District	11/30/2020	Utilization review	150.00
03/16/2021	227507	Sweetwater Authority	03/06/2017	Utilization review	150.00
03/16/2021	227507	Stockton-East Water District	02/28/2004	Utilization review	150.00
03/16/2021	227507	Elsinore Valley Municipal Water District	05/05/2014	Utilization review	350.00
03/16/2021	227507	Carmichael Water District	12/12/2019	Utilization review	500.00
03/16/2021	227507	Tahoe City Public Utility District	08/11/2020	Utilization review	300.00
03/16/2021	227507	Helix Water District	10/22/2018	Utilization review	350.00
03/16/2021	227507	Stockton-East Water District	11/27/2019	Utilization review	350.00
03/16/2021	227507	San Luis Water District	09/04/2020	Utilization review	300.00
03/16/2021	227507	Panoche Water District	08/17/2019	Utilization review	250.00
03/16/2021	227507	El Toro Water District	06/22/2015	Utilization review	400.00
03/16/2021	227507	Santa Ynez River WCD Improvement Dist	08/08/2001	Utilization review	250.00
03/16/2021	227507	Solano Irrigation District	07/15/2014	Utilization review	300.00
03/16/2021	227507	Soquel Creek Water District	11/16/2020	Utilization review	400.00
03/16/2021	227507	Kings River Conservation District	11/18/2016	Utilization review	325.00
03/16/2021	227507	San Juan Water District	01/26/2016	Utilization review	350.00
03/16/2021	227507	Rancho California Water District	03/18/2008	Utilization review	550.00
03/16/2021	227507	Laguna Beach County Water District	05/29/2020	Utilization review	200.00
03/16/2021	227507	El Dorado Irrigation District	06/14/2008	Utilization review	500.00
03/16/2021	227508	Kern County Water Agency	09/16/2016	Legal (Defense)	293.50
03/16/2021	227509	Sweetwater Authority	12/11/2018	PPD	580.00
03/16/2021	227510	Glenn-Colusa Irrigation District	05/08/2019	Medical, general	73.76
03/16/2021	227511	Western Municipal Water District	10/23/2007	PPD	540.00
03/16/2021	227512	Valley of the Moon Water District	03/26/2020	Pharmacy	192.58
03/16/2021	227513	Walnut Valley Water District	02/13/2014	Legal (Defense)	626.00
03/16/2021	227514	Fresno Metropolitan Flood Control District	08/25/2018	Wage loss	556.40
03/16/2021	227515	Twentynine Palms Water District	02/09/2021	Photocopy	147.87
03/16/2021	227516	Vista Irrigation District	02/04/2019	Legal (Defense)	429.00
03/16/2021	227517	Desert Water Agency	08/22/2020	Legal (Defense)	2,633.10
03/16/2021	227518	Las Virgenes Municipal Water District	07/17/2019	Legal (Defense)	1,172.99
03/16/2021	227519	Water Employee Services Authority	12/10/2018	Legal (Defense)	1,067.90
03/16/2021	227520	Idyllwild Water District	02/13/2020	Legal (Defense)	953.59
03/16/2021	227521	Moulton Niguel Water District	01/23/2019	Legal (Defense)	143.55

from 03/16/2021  
to 03/31/2021

ACWA Joint Powers Insurance Authority

Sorted By Check

**Claims Payment Report**

<u>Check Date</u>	<u>Check Number</u>	<u>District Name</u>	<u>Claim Date</u>	<u>Transaction Type</u>	<u>Amount</u>
03/16/2021	227522	Padre Dam Municipal Water District	12/26/2001	Legal (Defense)	23.75
03/16/2021	227523	Helix Water District	07/23/2019	Legal (Defense)	274.76
03/16/2021	227524	Ramona Municipal Water District	04/10/2013	Legal (Defense)	645.52
03/16/2021	227525	Sweetwater Authority	06/30/2020	Legal (Defense)	439.54
03/16/2021	227526	Calaveras County Water District	10/15/2020	Medical, general	98.88
03/16/2021	227527	Yorba Linda Water District	01/14/2021	Medical, general	74.96
03/16/2021	227528	East Orange County Water District	02/16/2021	Medical, general	219.67
03/16/2021	227529	Sweetwater Authority	12/11/2018	Physical therapy	160.53
03/16/2021	227530	Walnut Valley Water District	08/14/2020	Physical therapy	217.25
03/16/2021	227531	Santa Clarita Valley Water Agency	10/13/2015	Legal (Defense)	244.97
03/16/2021	227532	Carpinteria Valley Water District	01/29/2018	Legal (Defense)	1,190.00
03/16/2021	227533	Elsinore Valley Municipal Water District	05/05/2014	Pharmacy	28.17
03/16/2021	227534	Merced Irrigation District	11/09/2001	Pharmacy	47.72
03/16/2021	227535	Scotts Valley Water District	07/10/2003	Pharmacy	15.05
03/16/2021	227536	San Luis Water District	08/09/2013	Pharmacy	10.05
03/16/2021	227537	Tulare Irrigation District	03/14/2018	Pharmacy	22.20
03/16/2021	227538	Kings River Conservation District	03/02/2018	Pharmacy	18.14
03/16/2021	227539	Sweetwater Authority	10/19/2020	Pharmacy	19.25
03/16/2021	227540	Valley of the Moon Water District	03/26/2020	Pharmacy	32.82
03/16/2021	227541	Alameda County Water District	01/25/2021	Pharmacy	10.38
03/16/2021	227542	South Tahoe Public Utility District	12/03/2020	Pharmacy	8.05
03/16/2021	227543	Clearlake Oaks County Water District	12/11/2020	Medical, general	158.54
03/16/2021	227544	Alameda County Water District	09/30/2020	Medical, general	120.15
03/16/2021	227545	Alameda County Water District	09/30/2020	Medical, general	120.15
03/16/2021	227546	Santa Clarita Valley Water Agency	01/01/2020	Physical therapy	220.31
03/16/2021	227547	Alameda County Water District	01/25/2021	Medical, general	120.15
03/16/2021	227548	Santa Clarita Valley Water Agency	02/25/2021	Medical, general	8.86
03/16/2021	227549	Laguna Beach County Water District	10/29/2019	Diagnostics	1,355.05
03/16/2021	227550	Santa Fe Irrigation District	04/16/2020	Medical, general	111.16
03/16/2021	227551	Santa Fe Irrigation District	09/03/2020	Medical, general	111.16
03/16/2021	227552	Helix Water District	08/12/2020	Chiropractor	86.83
03/16/2021	227553	Orange County Water District	10/16/2018	Hospital (Inpatient)	22,756.58
03/16/2021	227554	Merced Irrigation District	12/22/2020	Medical, general	936.81
03/16/2021	227555	Merced Irrigation District	07/15/2018	Medical, general	111.16
03/16/2021	227556	Soquel Creek Water District	11/16/2020	Photocopy	337.15
03/16/2021	227557	Calaveras County Water District	10/15/2020	Medical, general	13.50
03/16/2021	227558	Calaveras County Water District	10/15/2020	Physical therapy	154.55
03/16/2021	227559	Santa Ynez River WCD Improvement Dist	08/08/2001	Medical, general	111.16
03/16/2021	227560	Valley Center Municipal Water District	08/16/2020	TTD	33.99
03/16/2021	227561	Sweetwater Authority	02/02/2021	Medical, general	102.28
03/16/2021	227562	Valley of the Moon Water District	03/26/2020	Medical, general	62.01
03/16/2021	227563	Tuolumne Utilities District	11/02/2020	Medical, general	87.54
03/16/2021	227564	San Juan Water District	08/28/2003	Medical, general	327.88
03/16/2021	227565	Merced Irrigation District	08/22/2019	Medical, general	86.65

from 03/16/2021  
to 03/31/2021

ACWA Joint Powers Insurance Authority

Sorted By Check

## Claims Payment Report

<u>Check Date</u>	<u>Check Number</u>	<u>District Name</u>	<u>Claim Date</u>	<u>Transaction Type</u>	<u>Amount</u>
03/16/2021	227566	Merced Irrigation District	08/22/2019	Medical, general	497.85
03/16/2021	227567	Tahoe City Public Utility District	05/08/2020	Medical, general	59.08
03/16/2021	227568	Truckee Donner Public Utility District	11/12/2020	Medical, general	164.70
03/16/2021	227569	El Dorado Irrigation District	10/21/2020	Medical, general	102.52
03/16/2021	227570	Alameda County Water District	12/03/2020	Physical therapy	83.39
03/16/2021	227571	El Dorado Irrigation District	10/21/2020	Medical, general	13.00
03/16/2021	227572	Mesa Water District	07/30/2020	Medical, general	42.73
03/16/2021	227573	Joshua Basin Water District	04/16/2020	Deposition/Witness fees	891.75
03/16/2021	227574	Tulare Irrigation District	10/19/2011	Medical, general	144.50
03/16/2021	227575	Truckee Donner Public Utility District	11/06/2020	Hospital (Outpatient)	5,993.26
03/16/2021	227576	Merced Irrigation District	02/12/2021	Diagnostics	41.07
03/16/2021	227577	Merced Irrigation District	12/22/2020	TTD	1,350.86
03/16/2021	227578	Western Municipal Water District	11/21/2019	Physical therapy	121.10
03/16/2021	227579	Merced Irrigation District	12/22/2020	Diagnostics	26.74
03/16/2021	227580	Vallecitos Water District	01/29/2021	Medical, general	112.15
03/16/2021	227581	Vallecitos Water District	01/29/2021	Medical, general	112.15
03/16/2021	227582	Vallecitos Water District	01/29/2021	Medical, general	112.15
03/16/2021	227583	Vallecitos Water District	01/29/2021	Medical, general	112.15
03/16/2021	227584	San Dieguito Water District	09/23/2020	Physical therapy	104.12
03/16/2021	227585	Merced Irrigation District	08/08/2020	Physical therapy	100.56
03/16/2021	227586	Merced Irrigation District	08/08/2020	Physical therapy	100.56
03/16/2021	227587	Merced Irrigation District	08/08/2020	Physical therapy	141.80
03/18/2021	227588	Vista Irrigation District	02/22/2021	Liability - Property Damage	1,125.60
03/18/2021	227589	Rancho California Water District	06/17/2019	Defense Attorney	3,990.00
03/18/2021	227590	Santa Clarita Valley Water Agency	10/10/2020	Defense Attorney	3,211.00
03/18/2021	227591	Santa Clarita Valley Water Agency	08/30/2019	Defense Attorney	6,080.00
03/18/2021	227592	Santa Clarita Valley Water Agency	08/30/2019	Expense General	154.50
03/18/2021	227593	Goleta Water District	04/20/2020	Defense Attorney	4,902.00
03/18/2021	227594	Goleta Water District	04/20/2020	Expense General	170.98
03/18/2021	227595	Rancho California Water District	07/15/2019	Defense Attorney	8,930.00
03/18/2021	227596	Rancho California Water District	07/15/2019	Expense General	50.00
03/18/2021	227597	Santa Clarita Valley Water Agency	10/16/2019	Defense Attorney	3,800.00
03/18/2021	227598	Santa Clarita Valley Water Agency	10/16/2019	Expense General	400.98
03/18/2021	227599	Palmdale Water District	05/08/2019	Expense General	15.00
03/18/2021	227600	Palmdale Water District	05/08/2019	Defense Attorney	722.00
03/18/2021	227601	Reclamation District #108	11/28/2020	Adjuster	2,489.00
03/18/2021	227602	South Coast Water District	02/08/2021	Property - District Property	3,276.45
03/18/2021	227603	Fresno Metropolitan Flood Control District	08/25/2018	Physical therapy	111.79
03/18/2021	227604	Laguna Beach County Water District	05/29/2020	Physical therapy	127.08
03/18/2021	227605	Sweetwater Authority	10/08/2020	Physical therapy	145.54
03/18/2021	227606	Helix Water District	07/23/2019	Physical therapy	273.52
03/18/2021	227607	Kings River Conservation District	03/02/2018	Anesthesiologist	583.27
03/18/2021	227608	Palmdale Water District	03/23/2015	Home Health Care	800.00
03/18/2021	227609	Patterson Irrigation District	08/09/2012	Medical, general	117.06



from 03/16/2021  
to 03/31/2021

ACWA Joint Powers Insurance Authority

Sorted By Check

## Claims Payment Report

<u>Check Date</u>	<u>Check Number</u>	<u>District Name</u>	<u>Claim Date</u>	<u>Transaction Type</u>	<u>Amount</u>
03/18/2021	227610	Vista Irrigation District	02/04/2019	TTD	2,196.52
03/18/2021	227611	Kinneloa Irrigation District	03/09/2021	TTD	1,627.03
03/18/2021	227612	Sweetwater Authority	03/23/2019	Medical, general	135.39
03/18/2021	227613	Fresno Metropolitan Flood Control District	08/25/2018	Medical, general	101.21
03/18/2021	227614	South Coast Water District	02/01/2021	Bill Review Fee	8.50
03/18/2021	227614	South Coast Water District	02/01/2021	Bill Review Fee	7.12
03/18/2021	227614	Sweetwater Authority	02/01/2021	Bill Review Fee	8.50
03/18/2021	227614	San Luis & Delta-Mendota Water Authority	01/11/2021	Bill Review Fee	8.50
03/18/2021	227614	San Luis & Delta-Mendota Water Authority	01/11/2021	Bill Review Fee	6.99
03/18/2021	227614	Bella Vista Water District	11/06/2020	Bill Review Fee	8.50
03/18/2021	227614	Bella Vista Water District	11/06/2020	Bill Review Fee	1.57
03/18/2021	227614	Solano Irrigation District	02/20/2020	Bill Review Fee	8.50
03/18/2021	227614	Solano Irrigation District	02/20/2020	Bill Review Fee	21.40
03/18/2021	227614	Sacramento Suburban Water District	12/09/2020	Bill Review Fee	8.50
03/18/2021	227614	Sacramento Suburban Water District	12/09/2020	Bill Review Fee	4.02
03/18/2021	227614	Sweetwater Authority	02/28/2020	Bill Review Fee	8.50
03/18/2021	227614	Sweetwater Authority	02/28/2020	Bill Review Fee	2.10
03/18/2021	227614	Sweetwater Authority	02/28/2020	Bill Review Fee	8.50
03/18/2021	227614	Sweetwater Authority	02/28/2020	Bill Review Fee	2.10
03/18/2021	227614	Kings River Conservation District	03/02/2018	Bill Review Fee	8.50
03/18/2021	227614	Kings River Conservation District	03/02/2018	Bill Review Fee	1.36
03/18/2021	227614	Santa Clarita Valley Water Agency	12/10/2020	Bill Review Fee	8.50
03/18/2021	227614	Santa Clarita Valley Water Agency	12/10/2020	Bill Review Fee	3.92
03/18/2021	227614	Cucamonga Valley Water District	12/21/2020	Bill Review Fee	8.50
03/18/2021	227614	Cucamonga Valley Water District	12/21/2020	Bill Review Fee	12.25
03/18/2021	227614	Cucamonga Valley Water District	12/21/2020	Bill Review Fee	8.50
03/18/2021	227614	Cucamonga Valley Water District	12/21/2020	Bill Review Fee	12.25
03/18/2021	227614	Cucamonga Valley Water District	12/21/2020	Bill Review Fee	8.50
03/18/2021	227614	Cucamonga Valley Water District	12/21/2020	Bill Review Fee	12.25
03/18/2021	227614	Cucamonga Valley Water District	12/21/2020	Bill Review Fee	8.50
03/18/2021	227614	Cucamonga Valley Water District	12/21/2020	Bill Review Fee	12.62
03/18/2021	227614	Cucamonga Valley Water District	12/21/2020	Bill Review Fee	8.50
03/18/2021	227614	Cucamonga Valley Water District	12/21/2020	Bill Review Fee	12.25
03/18/2021	227614	South Tahoe Public Utility District	01/07/2021	Bill Review Fee	8.50
03/18/2021	227614	South Tahoe Public Utility District	01/07/2021	Bill Review Fee	3.57
03/18/2021	227614	Calaveras County Water District	02/14/2020	Bill Review Fee	8.50
03/18/2021	227614	Calaveras County Water District	02/14/2020	Bill Review Fee	10.33
03/18/2021	227614	Diablo Water District	10/05/2020	Bill Review Fee	8.50
03/18/2021	227614	Diablo Water District	10/05/2020	Bill Review Fee	3.17
03/18/2021	227614	Mission Springs Water District	08/21/2011	Bill Review Fee	8.50
03/18/2021	227614	Mission Springs Water District	08/21/2011	Bill Review Fee	5.26
03/18/2021	227614	Mission Springs Water District	08/21/2011	Bill Review Fee	8.50
03/18/2021	227614	Mission Springs Water District	08/21/2011	Bill Review Fee	5.26
03/18/2021	227614	Sweetwater Authority	12/30/2019	Bill Review Fee	8.50

from 03/16/2021  
to 03/31/2021

ACWA Joint Powers Insurance Authority

Sorted By Check

## Claims Payment Report

<u>Check Date</u>	<u>Check Number</u>	<u>District Name</u>	<u>Claim Date</u>	<u>Transaction Type</u>	<u>Amount</u>
03/18/2021	227614	Sweetwater Authority	12/30/2019	Bill Review Fee	18.54
03/18/2021	227614	Moulton Niguel Water District	01/12/2021	Bill Review Fee	8.50
03/18/2021	227614	Moulton Niguel Water District	01/12/2021	Bill Review Fee	8.33
03/18/2021	227614	Moulton Niguel Water District	01/12/2021	Bill Review Fee	8.50
03/18/2021	227614	Moulton Niguel Water District	01/12/2021	Bill Review Fee	22.52
03/18/2021	227614	Water Employee Services Authority	06/23/2020	Bill Review Fee	8.50
03/18/2021	227614	Water Employee Services Authority	06/23/2020	Bill Review Fee	7.37
03/18/2021	227614	Water Employee Services Authority	06/23/2020	Bill Review Fee	8.50
03/18/2021	227614	Water Employee Services Authority	06/23/2020	Bill Review Fee	7.31
03/18/2021	227614	Walnut Valley Water District	08/14/2020	Bill Review Fee	8.50
03/18/2021	227614	Walnut Valley Water District	08/14/2020	Bill Review Fee	0.87
03/18/2021	227614	Santa Fe Irrigation District	09/03/2020	Bill Review Fee	8.50
03/18/2021	227614	Santa Fe Irrigation District	09/03/2020	Bill Review Fee	13.49
03/18/2021	227614	Laguna Beach County Water District	10/29/2019	Bill Review Fee	8.50
03/18/2021	227614	Laguna Beach County Water District	10/29/2019	Bill Review Fee	3.75
03/18/2021	227614	East Contra Costa Irrigation District	10/05/2020	Bill Review Fee	8.50
03/18/2021	227614	East Contra Costa Irrigation District	10/05/2020	Bill Review Fee	5.07
03/18/2021	227614	Merced Irrigation District	08/22/2019	Bill Review Fee	8.50
03/18/2021	227614	Merced Irrigation District	08/22/2019	Bill Review Fee	6.19
03/18/2021	227614	Merced Irrigation District	08/22/2019	Bill Review Fee	8.50
03/18/2021	227614	Merced Irrigation District	08/22/2019	Bill Review Fee	6.99
03/18/2021	227614	Laguna Beach County Water District	11/30/2020	Bill Review Fee	8.50
03/18/2021	227614	Laguna Beach County Water District	11/30/2020	Bill Review Fee	17.15
03/18/2021	227614	Alameda County Water District	01/25/2021	Bill Review Fee	8.50
03/18/2021	227614	Alameda County Water District	01/25/2021	Bill Review Fee	3.16
03/18/2021	227614	Alameda County Water District	01/25/2021	Bill Review Fee	8.50
03/18/2021	227614	Alameda County Water District	01/25/2021	Bill Review Fee	3.16
03/18/2021	227614	Alameda County Water District	01/25/2021	Bill Review Fee	8.50
03/18/2021	227614	Alameda County Water District	01/25/2021	Bill Review Fee	2.26
03/18/2021	227614	Western Municipal Water District	02/23/2021	Bill Review Fee	8.50
03/18/2021	227614	Western Municipal Water District	02/23/2021	Bill Review Fee	3.12
03/18/2021	227614	Elsinore Valley Municipal Water District	05/05/2014	Bill Review Fee	8.50
03/18/2021	227614	Tahoe City Public Utility District	05/08/2020	Bill Review Fee	8.50
03/18/2021	227614	Tahoe City Public Utility District	05/08/2020	Bill Review Fee	16.23
03/18/2021	227614	Clearlake Oaks County Water District	12/11/2020	Bill Review Fee	8.50
03/18/2021	227614	Orange County Water District	11/09/2020	Bill Review Fee	8.50
03/18/2021	227614	Orange County Water District	11/09/2020	Bill Review Fee	2.44
03/18/2021	227614	Tuolumne Utilities District	11/02/2020	Bill Review Fee	8.50
03/18/2021	227614	Tuolumne Utilities District	11/02/2020	Bill Review Fee	3.03
03/18/2021	227614	Mesa Water District	07/30/2020	Bill Review Fee	8.50
03/18/2021	227614	Mesa Water District	07/30/2020	Bill Review Fee	74.09
03/18/2021	227614	Mesa Water District	07/16/2018	Bill Review Fee	8.50
03/18/2021	227614	Mesa Water District	07/16/2018	Bill Review Fee	30.19
03/18/2021	227614	Sweetwater Authority	10/08/2020	Bill Review Fee	8.50

from 03/16/2021  
to 03/31/2021

ACWA Joint Powers Insurance Authority

Sorted By Check

**Claims Payment Report**

<u>Check Date</u>	<u>Check Number</u>	<u>District Name</u>	<u>Claim Date</u>	<u>Transaction Type</u>	<u>Amount</u>
03/18/2021	227614	Laguna Beach County Water District	01/19/2021	Bill Review Fee	8.50
03/18/2021	227614	Laguna Beach County Water District	01/19/2021	Bill Review Fee	14.19
03/18/2021	227614	Truckee Donner Public Utility District	11/06/2020	Bill Review Fee	10.79
03/18/2021	227614	Truckee Donner Public Utility District	11/06/2020	Bill Review Fee	8.50
03/18/2021	227614	Calleguas Municipal Water District	06/17/2015	Bill Review Fee	8.50
03/18/2021	227614	Fresno Metropolitan Flood Control District	08/25/2018	Bill Review Fee	8.50
03/18/2021	227614	Fresno Metropolitan Flood Control District	08/25/2018	Bill Review Fee	0.10
03/18/2021	227614	Fresno Metropolitan Flood Control District	08/25/2018	Bill Review Fee	8.50
03/18/2021	227614	Fresno Metropolitan Flood Control District	08/25/2018	Bill Review Fee	4.93
03/18/2021	227614	Patterson Irrigation District	08/09/2012	Bill Review Fee	8.50
03/18/2021	227614	Patterson Irrigation District	08/09/2012	Bill Review Fee	15.91
03/18/2021	227614	Patterson Irrigation District	08/09/2012	Bill Review Fee	8.50
03/18/2021	227614	Patterson Irrigation District	08/09/2012	Bill Review Fee	8.50
03/18/2021	227614	Helix Water District	10/22/2018	Bill Review Fee	8.50
03/18/2021	227614	Helix Water District	10/22/2018	Bill Review Fee	13.49
03/18/2021	227614	Panoche Water District	08/17/2019	Bill Review Fee	8.50
03/18/2021	227614	Sweetwater Authority	10/08/2020	Bill Review Fee	1.92
03/18/2021	227614	Sweetwater Authority	10/08/2020	Bill Review Fee	8.50
03/18/2021	227614	Sweetwater Authority	10/08/2020	Bill Review Fee	1.99
03/18/2021	227614	Sweetwater Authority	10/08/2020	Bill Review Fee	8.50
03/18/2021	227614	Sweetwater Authority	03/23/2019	Bill Review Fee	8.50
03/18/2021	227614	Sweetwater Authority	03/23/2019	Bill Review Fee	7.43
03/18/2021	227614	Water Employee Services Authority	12/10/2018	Bill Review Fee	8.50
03/18/2021	227614	Water Employee Services Authority	12/10/2018	Bill Review Fee	5.26
03/18/2021	227614	Bella Vista Water District	12/06/2016	Bill Review Fee	8.50
03/18/2021	227614	Bella Vista Water District	12/06/2016	Bill Review Fee	8.13
03/18/2021	227614	Water Employee Services Authority	01/04/2021	Bill Review Fee	8.50
03/18/2021	227614	Water Employee Services Authority	01/04/2021	Bill Review Fee	7.20
03/18/2021	227614	Sweetwater Authority	11/25/2020	Bill Review Fee	8.50
03/18/2021	227614	Sweetwater Authority	11/25/2020	Bill Review Fee	4.92
03/18/2021	227614	Merced Irrigation District	02/12/2021	Bill Review Fee	8.50
03/18/2021	227614	Merced Irrigation District	02/12/2021	Bill Review Fee	6.77
03/18/2021	227614	Walnut Valley Water District	12/26/2019	Bill Review Fee	8.50
03/18/2021	227614	Walnut Valley Water District	12/26/2019	Bill Review Fee	8.57
03/18/2021	227614	Walnut Valley Water District	12/26/2019	Bill Review Fee	8.50
03/18/2021	227614	Walnut Valley Water District	12/26/2019	Bill Review Fee	8.68
03/18/2021	227614	Valley Center Municipal Water District	08/16/2020	Bill Review Fee	8.50
03/18/2021	227614	Valley Center Municipal Water District	08/16/2020	Bill Review Fee	4.38
03/18/2021	227614	Laguna Beach County Water District	05/29/2020	Bill Review Fee	8.50
03/18/2021	227614	South Montebello Irrigation District	11/28/2020	Bill Review Fee	8.50
03/18/2021	227614	South Montebello Irrigation District	11/28/2020	Bill Review Fee	2.00
03/18/2021	227614	South Montebello Irrigation District	11/28/2020	Bill Review Fee	8.50
03/18/2021	227614	South Montebello Irrigation District	11/28/2020	Bill Review Fee	3.00
03/18/2021	227614	Western Municipal Water District	11/21/2019	Bill Review Fee	8.50

from 03/16/2021  
to 03/31/2021

ACWA Joint Powers Insurance Authority

Sorted By Check

## Claims Payment Report

<u>Check Date</u>	<u>Check Number</u>	<u>District Name</u>	<u>Claim Date</u>	<u>Transaction Type</u>	<u>Amount</u>
03/18/2021	227614	Western Municipal Water District	11/21/2019	Bill Review Fee	1.18
03/18/2021	227614	Helix Water District	07/23/2019	Bill Review Fee	8.50
03/18/2021	227614	Helix Water District	07/23/2019	Bill Review Fee	22.79
03/18/2021	227614	Merced Irrigation District	12/22/2020	Bill Review Fee	8.50
03/18/2021	227614	Merced Irrigation District	12/22/2020	Bill Review Fee	6.22
03/18/2021	227614	Palmdale Water District	03/14/2018	Bill Review Fee	8.50
03/18/2021	227614	Palmdale Water District	03/14/2018	Bill Review Fee	8.52
03/18/2021	227615	Cucamonga Valley Water District	12/21/2020	Physical therapy	75.00
03/18/2021	227616	Cucamonga Valley Water District	12/21/2020	Physical therapy	75.00
03/18/2021	227617	Cucamonga Valley Water District	12/21/2020	Physical therapy	75.00
03/18/2021	227618	Cucamonga Valley Water District	12/21/2020	Medical, general	111.16
03/18/2021	227619	Cucamonga Valley Water District	12/21/2020	Physical therapy	75.00
03/18/2021	227620	Vallecitos Water District	11/20/2012	C&R/Future Medical	7,500.00
03/18/2021	227621	Sierra Lakes County Water District	09/13/2018	PPD	580.00
03/18/2021	227622	Bella Vista Water District	11/06/2020	Medical, general	35.56
03/18/2021	227623	Sweetwater Authority	12/30/2019	PPD	580.00
03/18/2021	227624	Laguna Beach County Water District	11/30/2020	Medical, general	166.86
03/18/2021	227625	Merced Irrigation District	12/22/2020	Physical therapy	140.97
03/18/2021	227626	East Contra Costa Irrigation District	10/05/2020	TTD	2,242.74
03/18/2021	227627	Yolo County Flood Control & Water Conse	11/21/1991	Life pension	84.00
03/18/2021	227628	Water Employee Services Authority	12/10/2018	Medical, general	140.61
03/18/2021	227629	Mission Springs Water District	08/21/2011	Medical, general	140.61
03/18/2021	227630	Mission Springs Water District	08/21/2011	Medical, general	140.61
03/18/2021	227631	Sweetwater Authority	10/13/2020	TTD	556.90
03/18/2021	227632	Western Municipal Water District	02/23/2021	Medical, general	91.51
03/18/2021	227633	Alameda County Water District	01/25/2021	TTD	2,712.62
03/18/2021	227634	East Contra Costa Irrigation District	10/05/2020	Medical, general	269.76
03/18/2021	227635	Tuolumne Utilities District	11/02/2020	Diagnostics	85.87
03/18/2021	227636	Sweetwater Authority	12/30/2019	Medical, general	296.45
03/18/2021	227637	Water Employee Services Authority	10/09/2020	Medical, general	15.00
03/18/2021	227638	Sacramento Suburban Water District	12/09/2020	Pharmacy	9.61
03/18/2021	227639	Twentynine Palms Water District	02/09/2021	Photocopy	61.00
03/18/2021	227640	Water Employee Services Authority	06/23/2020	Physical therapy	167.06
03/18/2021	227641	Water Employee Services Authority	06/23/2020	Physical therapy	165.58
03/18/2021	227642	Calaveras County Water District	02/14/2020	Hospital (Outpatient)	183.67
03/18/2021	227643	Sweetwater Authority	11/25/2020	Chiropractor	111.58
03/18/2021	227644	Stockton-East Water District	11/27/2019	TTD	2,502.76
03/18/2021	227645	Bella Vista Water District	12/06/2016	Diagnostics	57.63
03/18/2021	227646	Crescenta Valley Water District	09/25/2019	Legal (Defense)	1,756.00
03/18/2021	227647	Joshua Basin Water District	04/16/2020	Legal (Defense)	2,261.00
03/18/2021	227648	El Toro Water District	06/22/2015	Mileage	6.94
03/18/2021	227649	Soquel Creek Water District	11/16/2020	Mileage	35.73
03/18/2021	227650	Mesa Water District	07/30/2020	Hospital (Outpatient)	5,630.61
03/18/2021	227651	Solano Irrigation District	02/20/2020	Medical, general	484.99

from 03/16/2021  
to 03/31/2021

ACWA Joint Powers Insurance Authority

Sorted By Check

## Claims Payment Report

<u>Check Date</u>	<u>Check Number</u>	<u>District Name</u>	<u>Claim Date</u>	<u>Transaction Type</u>	<u>Amount</u>
03/18/2021	227652	Diablo Water District	10/05/2020	Chiropractor	241.09
03/18/2021	227653	South Montebello Irrigation District	11/28/2020	Medical, general	151.83
03/18/2021	227654	South Montebello Irrigation District	11/28/2020	Medical, general	227.89
03/18/2021	227655	Alameda County Water District	01/25/2021	Medical, general	168.05
03/18/2021	227656	Alameda County Water District	01/25/2021	Medical, general	168.05
03/18/2021	227657	Santa Clarita Valley Water Agency	12/10/2020	Medical, general	208.05
03/18/2021	227658	Alameda County Water District	01/25/2021	Medical, general	120.15
03/18/2021	227659	Valley Center Municipal Water District	08/16/2020	Medical, general	232.68
03/18/2021	227660	Sacramento Suburban Water District	12/09/2020	Diagnostics	305.11
03/18/2021	227661	Santa Fe Irrigation District	09/03/2020	Medical, general	111.16
03/18/2021	227662	Elsinore Valley Municipal Water District	05/05/2014	Medical, general	139.32
03/18/2021	227663	San Luis & Delta-Mendota Water Authority	01/11/2021	Medical, general	86.65
03/18/2021	227664	Palmdale Water District	03/14/2018	Medical, general	87.39
03/18/2021	227665	Orange County Water District	11/09/2020	Medical, general	161.89
03/18/2021	227666	Walnut Valley Water District	12/26/2019	Physical therapy	104.13
03/18/2021	227667	Walnut Valley Water District	12/26/2019	Physical therapy	102.76
03/18/2021	227668	Merced Irrigation District	02/12/2021	Medical, general	111.16
03/18/2021	227669	Walnut Valley Water District	08/14/2020	Medical, general	112.07
03/18/2021	227670	Sweetwater Authority	02/01/2021	Hospital (Outpatient)	921.01
03/18/2021	227671	South Coast Water District	02/01/2021	Medical, general	146.03
03/18/2021	227672	Moulton Niguel Water District	01/12/2021	Medical, general	88.13
03/18/2021	227673	Laguna Beach County Water District	01/19/2021	Medical, general	113.13
03/18/2021	227674	Moulton Niguel Water District	01/12/2021	Medical, general	201.26
03/18/2021	227675	Mesa Water District	07/16/2018	DME Supplies	262.80
03/18/2021	227676	Soquel Creek Water District	11/16/2020	Deposition/Witness fees	1,845.00
03/18/2021	227677	Merced Irrigation District	08/22/2019	Medical, general	140.25
03/18/2021	227678	Merced Irrigation District	08/22/2019	Medical, general	86.65
03/18/2021	227679	Trabuco Canyon Water District	10/22/2015	PPD	580.00
03/18/2021	227680	Sweetwater Authority	02/28/2020	Physical therapy	159.70
03/18/2021	227681	Sweetwater Authority	10/08/2020	Physical therapy	145.37
03/18/2021	227682	Sweetwater Authority	02/28/2020	Physical therapy	159.70
03/18/2021	227683	Sweetwater Authority	10/08/2020	Physical therapy	151.45
03/18/2021	227684	Truckee Donner Public Utility District	11/06/2020	Medical, general	117.06
03/18/2021	227685	Tahoe City Public Utility District	05/08/2020	Medical, general	110.17
03/18/2021	227686	South Tahoe Public Utility District	01/07/2021	Medical, general	271.12
03/18/2021	227687	Helix Water District	10/22/2018	Medical, general	111.16
03/18/2021	227688	Water Employee Services Authority	01/04/2021	Medical, general	163.12
03/18/2021	227689	Laguna Beach County Water District	10/29/2019	Diagnostics	85.00
03/18/2021	227690	Western Municipal Water District	11/21/2019	Physical therapy	112.15
03/23/2021	227691	Water Employee Services Authority	05/11/2020	Liability - Property Damage	275.00
03/23/2021	227692	Fresno Irrigation District	01/10/2018	Defense Attorney	1,156.00
03/23/2021	227693	Purissima Hills Water District	08/26/2018	Liability - Property Damage	41,704.69
03/23/2021	227694	Montecito Water District	08/03/2020	Liability - Property Damage	1,195.00
03/23/2021	227695	San Luis & Delta-Mendota Water Authority	02/09/2021	Property - District Property	406.44

from 03/16/2021  
to 03/31/2021

ACWA Joint Powers Insurance Authority

Sorted By Check

## Claims Payment Report

<u>Check Date</u>	<u>Check Number</u>	<u>District Name</u>	<u>Claim Date</u>	<u>Transaction Type</u>	<u>Amount</u>
03/23/2021	227696	Fresno Metropolitan Flood Control District	07/07/2020	Property - District Property	21,902.00
03/23/2021	227697	Rancho California Water District	06/17/2019	Liability - Property Damage	140,096.46
03/23/2021	227698	Patterson Irrigation District	05/01/2018	Expense General	1,135.40
03/23/2021	227699	Patterson Irrigation District	05/01/2018	Expense General	932.70
03/23/2021	227700	Calleguas Municipal Water District	07/31/2017	PPD	580.00
03/23/2021	227701	Sweetwater Authority	06/30/2020	Physical therapy	96.21
03/23/2021	227702	Clearlake Oaks County Water District	12/11/2020	Physical therapy	212.50
03/23/2021	227703	Tulare Irrigation District	10/19/2011	Legal (Defense)	310.00
03/23/2021	227704	Clearlake Oaks County Water District	12/11/2020	TTD	177.11
03/23/2021	227705	Sweetwater Authority	02/01/2021	Bill Review Fee	8.50
03/23/2021	227705	Sweetwater Authority	01/20/2021	Bill Review Fee	8.50
03/23/2021	227705	Sweetwater Authority	01/20/2021	Bill Review Fee	15.55
03/23/2021	227705	Sutter Extension Water District	04/19/2019	Bill Review Fee	8.50
03/23/2021	227705	San Luis Water District	08/09/2013	Bill Review Fee	8.50
03/23/2021	227705	San Luis Water District	08/09/2013	Bill Review Fee	2.31
03/23/2021	227705	Vallecitos Water District	10/09/2019	Bill Review Fee	8.50
03/23/2021	227705	Vallecitos Water District	10/09/2019	Bill Review Fee	1.48
03/23/2021	227705	Sacramento Suburban Water District	12/09/2020	Bill Review Fee	8.50
03/23/2021	227705	Sacramento Suburban Water District	12/09/2020	Bill Review Fee	8.50
03/23/2021	227705	Sweetwater Authority	02/28/2020	Bill Review Fee	8.50
03/23/2021	227705	Sweetwater Authority	02/28/2020	Bill Review Fee	18.88
03/23/2021	227705	Kings River Conservation District	03/02/2018	Bill Review Fee	8.50
03/23/2021	227705	Kings River Conservation District	03/02/2018	Bill Review Fee	0.14
03/23/2021	227705	Kings River Conservation District	03/02/2018	Bill Review Fee	8.50
03/23/2021	227705	Kings River Conservation District	03/02/2018	Bill Review Fee	2.63
03/23/2021	227705	South Tahoe Public Utility District	01/07/2021	Bill Review Fee	8.50
03/23/2021	227705	Carpinteria Valley Water District	03/19/2018	Bill Review Fee	8.50
03/23/2021	227705	Moulton Niguel Water District	02/06/2021	Bill Review Fee	8.50
03/23/2021	227705	Moulton Niguel Water District	02/06/2021	Bill Review Fee	30.40
03/23/2021	227705	Palmdale Water District	03/23/2015	Bill Review Fee	8.50
03/23/2021	227705	Palmdale Water District	03/23/2015	Bill Review Fee	1.00
03/23/2021	227705	Water Employee Services Authority	06/23/2020	Bill Review Fee	8.50
03/23/2021	227705	Water Employee Services Authority	06/23/2020	Bill Review Fee	8.44
03/23/2021	227705	Water Employee Services Authority	06/23/2020	Bill Review Fee	8.50
03/23/2021	227705	Alameda County Water District	09/16/2020	Bill Review Fee	8.50
03/23/2021	227705	Walnut Valley Water District	08/14/2020	Bill Review Fee	8.50
03/23/2021	227705	Laguna Beach County Water District	06/11/2020	Bill Review Fee	8.50
03/23/2021	227705	Sweetwater Authority	08/16/2017	Bill Review Fee	8.50
03/23/2021	227705	Mission Springs Water District	12/30/2020	Bill Review Fee	8.50
03/23/2021	227705	Mission Springs Water District	12/30/2020	Bill Review Fee	8.50
03/23/2021	227705	Mission Springs Water District	12/30/2020	Bill Review Fee	8.50
03/23/2021	227705	Mission Springs Water District	12/30/2020	Bill Review Fee	8.50
03/23/2021	227705	Mission Springs Water District	12/30/2020	Bill Review Fee	8.50
03/23/2021	227705	Tuolumne Utilities District	11/02/2020	Bill Review Fee	8.50

from 03/16/2021  
to 03/31/2021

ACWA Joint Powers Insurance Authority

Sorted By Check

## Claims Payment Report

<u>Check Date</u>	<u>Check Number</u>	<u>District Name</u>	<u>Claim Date</u>	<u>Transaction Type</u>	<u>Amount</u>
03/23/2021	227705	Tuolumne Utilities District	11/02/2020	Bill Review Fee	0.43
03/23/2021	227705	Sweetwater Authority	10/08/2020	Bill Review Fee	8.50
03/23/2021	227705	Vallecitos Water District	01/29/2021	Bill Review Fee	8.50
03/23/2021	227705	Vallecitos Water District	01/29/2021	Bill Review Fee	3.93
03/23/2021	227705	Vallecitos Water District	01/29/2021	Bill Review Fee	8.50
03/23/2021	227705	Vallecitos Water District	01/29/2021	Bill Review Fee	1.48
03/23/2021	227705	Helix Water District	08/12/2020	Bill Review Fee	8.50
03/23/2021	227705	Scotts Valley Water District	10/28/2019	Bill Review Fee	8.50
03/23/2021	227705	Scotts Valley Water District	10/28/2019	Bill Review Fee	3.53
03/23/2021	227705	San Juan Water District	08/28/2003	Bill Review Fee	8.50
03/23/2021	227705	San Juan Water District	08/28/2003	Bill Review Fee	12.59
03/23/2021	227705	Sweetwater Authority	02/02/2021	Bill Review Fee	8.50
03/23/2021	227705	Palmdale Water District	12/03/2020	Bill Review Fee	8.50
03/23/2021	227705	Palmdale Water District	12/03/2020	Bill Review Fee	8.50
03/23/2021	227705	Helix Water District	08/06/2013	Bill Review Fee	8.50
03/23/2021	227705	Helix Water District	08/06/2013	Bill Review Fee	23.64
03/23/2021	227705	Sweetwater Authority	10/08/2020	Bill Review Fee	8.50
03/23/2021	227705	Sweetwater Authority	10/08/2020	Bill Review Fee	2.01
03/23/2021	227705	Sweetwater Authority	03/23/2019	Bill Review Fee	8.50
03/23/2021	227705	Sweetwater Authority	03/23/2019	Bill Review Fee	8.92
03/23/2021	227705	Water Employee Services Authority	01/04/2021	Bill Review Fee	8.50
03/23/2021	227705	Water Employee Services Authority	01/04/2021	Bill Review Fee	8.50
03/23/2021	227705	Water Employee Services Authority	01/04/2021	Bill Review Fee	4.76
03/23/2021	227705	Water Employee Services Authority	01/04/2021	Bill Review Fee	8.50
03/23/2021	227705	Water Employee Services Authority	01/04/2021	Bill Review Fee	4.76
03/23/2021	227705	Water Employee Services Authority	01/04/2021	Bill Review Fee	8.50
03/23/2021	227705	Water Employee Services Authority	01/04/2021	Bill Review Fee	4.76
03/23/2021	227705	Kaweah Delta Water Conservation District	10/07/2014	Bill Review Fee	8.50
03/23/2021	227705	Kaweah Delta Water Conservation District	10/07/2014	Bill Review Fee	12.82
03/23/2021	227705	South Montebello Irrigation District	11/28/2020	Bill Review Fee	8.50
03/23/2021	227705	South Montebello Irrigation District	11/28/2020	Bill Review Fee	0.83
03/23/2021	227705	South Montebello Irrigation District	11/28/2020	Bill Review Fee	8.50
03/23/2021	227705	South Montebello Irrigation District	11/28/2020	Bill Review Fee	2.97
03/23/2021	227705	Western Municipal Water District	11/21/2019	Bill Review Fee	8.50
03/23/2021	227705	San Dieguito Water District	09/23/2020	Bill Review Fee	21.53
03/23/2021	227705	San Dieguito Water District	09/23/2020	Bill Review Fee	8.50
03/23/2021	227705	Merced Irrigation District	12/22/2020	Bill Review Fee	8.50
03/23/2021	227705	Merced Irrigation District	12/22/2020	Bill Review Fee	6.22
03/23/2021	227705	Merced Irrigation District	12/22/2020	Bill Review Fee	8.50
03/23/2021	227705	Merced Irrigation District	12/22/2020	Bill Review Fee	6.22
03/23/2021	227705	South Tahoe Public Utility District	06/25/2019	Bill Review Fee	8.50
03/23/2021	227705	Helix Water District	02/08/2021	Bill Review Fee	8.50
03/23/2021	227705	Merced Irrigation District	12/16/2020	Bill Review Fee	8.50
03/23/2021	227705	Merced Irrigation District	12/16/2020	Bill Review Fee	12.30



from 03/16/2021  
to 03/31/2021

ACWA Joint Powers Insurance Authority

Sorted By Check

## Claims Payment Report

<u>Check Date</u>	<u>Check Number</u>	<u>District Name</u>	<u>Claim Date</u>	<u>Transaction Type</u>	<u>Amount</u>
03/23/2021	227706	Water Employee Services Authority	06/23/2020	TTD	2,598.86
03/23/2021	227707	Kings River Conservation District	11/18/2016	Photocopy	180.00
03/23/2021	227708	Laguna Beach County Water District	11/30/2020	TTD	2,226.66
03/23/2021	227709	Crescenta Valley Water District	09/25/2019	PPD	580.00
03/23/2021	227710	Alameda County Water District	01/25/2021	Mileage	117.60
03/23/2021	227711	Clearlake Oaks County Water District	12/11/2020	TTD	762.31
03/23/2021	227712	Mesa Water District	07/30/2020	TTD	2,314.58
03/23/2021	227713	Sweetwater Authority	10/08/2020	TTD	2,598.86
03/23/2021	227714	Consolidated Irrigation District	03/12/2021	TTD	502.86
03/23/2021	227715	Cucamonga Valley Water District	12/21/2020	Photocopy	373.40
03/23/2021	227716	Sweetwater Authority	09/12/2020	TTD	2,461.12
03/23/2021	227717	Bella Vista Water District	11/06/2020	Diagnostics	28.00
03/23/2021	227718	Sweetwater Authority	10/08/2020	TTD	2,598.86
03/23/2021	227719	Fresno Metropolitan Flood Control District	08/25/2018	Diagnostics	316.40
03/23/2021	227720	Cucamonga Valley Water District	03/09/2021	TTD	289.37
03/23/2021	227721	Yuba County Water Agency	05/08/2017	PPD	580.00
03/23/2021	227722	Kern County Water Agency	09/16/2016	PPD	580.00
03/23/2021	227723	Merced Irrigation District	12/22/2020	Mileage	80.67
03/23/2021	227724	Merced Irrigation District	08/08/2020	TTD	1,123.88
03/25/2021	227725	Valley County Water District	02/08/2018	Defense Attorney	57.00
03/25/2021	227726	Fallbrook Public Utility District	02/25/2021	Expense General	2,030.00
03/25/2021	227727	Fallbrook Public Utility District	02/25/2021	Expense General	595.00
03/25/2021	227728	Fallbrook Public Utility District	02/25/2021	Liability - Property Damage	3,497.95
03/25/2021	227729	Fallbrook Public Utility District	02/25/2021	Liability - Property Damage	19,274.49
03/25/2021	227730	Fallbrook Public Utility District	02/25/2021	Liability - Property Damage	11,051.55
03/25/2021	227731	Fallbrook Public Utility District	02/25/2021	Liability - Property Damage	2,157.86
03/25/2021	227732	Fallbrook Public Utility District	02/25/2021	Liability - Property Damage	3,399.73
03/25/2021	227733	Fallbrook Public Utility District	02/25/2021	Liability - Property Damage	3,349.76
03/25/2021	227734	Fallbrook Public Utility District	02/25/2021	Liability - Property Damage	1,152.64
03/25/2021	227735	San Gabriel County Water District	02/09/2021	Property - District Property	9,066.51
03/25/2021	227736	Laguna Beach County Water District	02/03/2021	Liability - Property Damage	6,521.83
03/25/2021	227737	Fallbrook Public Utility District	02/25/2021	Liability - Property Damage	4,030.45
03/25/2021	227738	Fallbrook Public Utility District	02/25/2021	Liability - Property Damage	18,019.55
03/25/2021	227739	Fallbrook Public Utility District	02/25/2021	Liability - Property Damage	15,170.40
03/25/2021	227740	Fallbrook Public Utility District	02/25/2021	Liability - Property Damage	14,081.87
03/25/2021	227741	Fresno Metropolitan Flood Control District	08/25/2018	Physical therapy	111.79
03/25/2021	227742	Sweetwater Authority	02/01/2021	TTD	2,381.40
03/25/2021	227743	Sweetwater Authority	10/08/2020	Physical therapy	145.54
03/25/2021	227744	Mission Springs Water District	12/30/2020	Physical therapy	89.33
03/25/2021	227745	Mission Springs Water District	12/30/2020	Physical therapy	98.82
03/25/2021	227746	Mission Springs Water District	12/30/2020	Physical therapy	118.28
03/25/2021	227747	Mission Springs Water District	12/30/2020	Physical therapy	202.65
03/25/2021	227748	Sweetwater Authority	08/16/2017	Physical therapy	91.12
03/25/2021	227749	Mission Springs Water District	12/30/2020	Physical therapy	89.33

from 03/16/2021  
to 03/31/2021

ACWA Joint Powers Insurance Authority

Sorted By Check

**Claims Payment Report**

<u>Check Date</u>	<u>Check Number</u>	<u>District Name</u>	<u>Claim Date</u>	<u>Transaction Type</u>	<u>Amount</u>
03/25/2021	227750	Clearlake Oaks County Water District	12/11/2020	Physical therapy	106.25
03/25/2021	227751	Sweetwater Authority	08/16/2017	Physical therapy	91.12
03/25/2021	227752	Sweetwater Authority	08/16/2017	Physical therapy	91.12
03/25/2021	227753	Laguna Beach County Water District	05/29/2020	Physical therapy	200.68
03/25/2021	227754	Laguna Beach County Water District	05/29/2020	Physical therapy	127.08
03/25/2021	227755	Sweetwater Authority	06/30/2020	Physical therapy	194.48
03/25/2021	227756	San Luis & Delta-Mendota Water Authority	01/11/2021	Physical therapy	152.32
03/25/2021	227757	Helix Water District	07/23/2019	Physical therapy	105.03
03/25/2021	227758	Berrenda Mesa Water District	02/25/2013	PPD	460.00
03/25/2021	227759	Water Employee Services Authority	06/23/2020	Anesthesiologist	383.69
03/25/2021	227760	Desert Water Agency	08/22/2020	Photocopy	30.00
03/25/2021	227761	Kings River Conservation District	03/02/2018	Medical, general	142.18
03/25/2021	227762	Kings River Conservation District	03/02/2018	Medical, general	254.51
03/25/2021	227763	Palmdale Water District	03/23/2015	Medical, general	305.88
03/25/2021	227764	South Tahoe Public Utility District	01/17/2021	Medical, general	71.75
03/25/2021	227765	South Tahoe Public Utility District	02/08/2021	Medical, general	30.17
03/25/2021	227766	Sweetwater Authority	03/23/2019	Medical, general	162.43
03/25/2021	227767	San Luis Water District	09/04/2020	TTD	239.48
03/25/2021	227768	South Tahoe Public Utility District	06/25/2019	Physical therapy	1,126.08
03/25/2021	227769	Mission Springs Water District	03/15/2021	TTD	775.03
03/25/2021	227770	South Coast Water District	02/01/2021	Bill Review Fee	8.50
03/25/2021	227770	South Coast Water District	02/01/2021	Bill Review Fee	23.07
03/25/2021	227770	San Luis & Delta-Mendota Water Authority	01/11/2021	Bill Review Fee	8.50
03/25/2021	227770	Sweetwater Authority	02/28/2020	Bill Review Fee	8.50
03/25/2021	227770	Sweetwater Authority	02/28/2020	Bill Review Fee	2.09
03/25/2021	227770	Sweetwater Authority	02/28/2020	Bill Review Fee	8.50
03/25/2021	227770	Sweetwater Authority	02/28/2020	Bill Review Fee	2.09
03/25/2021	227770	Kings River Conservation District	03/02/2018	Bill Review Fee	8.50
03/25/2021	227770	Kings River Conservation District	03/02/2018	Bill Review Fee	2.56
03/25/2021	227770	Kings River Conservation District	03/02/2018	Bill Review Fee	8.50
03/25/2021	227770	Kings River Conservation District	03/02/2018	Bill Review Fee	131.48
03/25/2021	227770	Otay Water District	02/11/2021	Bill Review Fee	8.50
03/25/2021	227770	Truckee Donner Public Utility District	11/12/2020	Bill Review Fee	8.50
03/25/2021	227770	Truckee Donner Public Utility District	11/12/2020	Bill Review Fee	11.33
03/25/2021	227770	Cucamonga Valley Water District	12/21/2020	Bill Review Fee	8.50
03/25/2021	227770	Cucamonga Valley Water District	12/21/2020	Bill Review Fee	12.25
03/25/2021	227770	Water Employee Services Authority	10/09/2020	Bill Review Fee	8.50
03/25/2021	227770	Water Employee Services Authority	10/09/2020	Bill Review Fee	12.18
03/25/2021	227770	Water Employee Services Authority	10/09/2020	Bill Review Fee	8.50
03/25/2021	227770	Water Employee Services Authority	10/09/2020	Bill Review Fee	9.15
03/25/2021	227770	Water Employee Services Authority	10/09/2020	Bill Review Fee	8.50
03/25/2021	227770	Water Employee Services Authority	10/09/2020	Bill Review Fee	9.15
03/25/2021	227770	Water Employee Services Authority	10/09/2020	Bill Review Fee	8.50
03/25/2021	227770	Water Employee Services Authority	10/09/2020	Bill Review Fee	9.15

from 03/16/2021  
to 03/31/2021

ACWA Joint Powers Insurance Authority

Sorted By Check

## Claims Payment Report

<u>Check Date</u>	<u>Check Number</u>	<u>District Name</u>	<u>Claim Date</u>	<u>Transaction Type</u>	<u>Amount</u>
03/25/2021	227770	Water Employee Services Authority	10/09/2020	Bill Review Fee	8.50
03/25/2021	227770	Water Employee Services Authority	10/09/2020	Bill Review Fee	9.15
03/25/2021	227770	Water Employee Services Authority	10/09/2020	Bill Review Fee	8.50
03/25/2021	227770	Water Employee Services Authority	10/09/2020	Bill Review Fee	9.95
03/25/2021	227770	South Tahoe Public Utility District	08/21/2020	Bill Review Fee	8.50
03/25/2021	227770	South Tahoe Public Utility District	08/21/2020	Bill Review Fee	0.24
03/25/2021	227770	Palmdale Water District	03/23/2015	Bill Review Fee	8.50
03/25/2021	227770	Palmdale Water District	03/23/2015	Bill Review Fee	8.50
03/25/2021	227770	Water Employee Services Authority	06/23/2020	Bill Review Fee	8.50
03/25/2021	227770	Water Employee Services Authority	06/23/2020	Bill Review Fee	7.24
03/25/2021	227770	Santa Clarita Valley Water Agency	01/01/2020	Bill Review Fee	8.50
03/25/2021	227770	Santa Clarita Valley Water Agency	01/01/2020	Bill Review Fee	0.16
03/25/2021	227770	Santa Clarita Valley Water Agency	01/01/2020	Bill Review Fee	8.50
03/25/2021	227770	Santa Clarita Valley Water Agency	01/01/2020	Bill Review Fee	3.52
03/25/2021	227770	Wheeler Ridge-Maricopa Water Storage District	02/20/2020	Bill Review Fee	8.50
03/25/2021	227770	Wheeler Ridge-Maricopa Water Storage District	02/20/2020	Bill Review Fee	6.05
03/25/2021	227770	East Contra Costa Irrigation District	10/05/2020	Bill Review Fee	8.50
03/25/2021	227770	East Contra Costa Irrigation District	10/05/2020	Bill Review Fee	2.15
03/25/2021	227770	East Contra Costa Irrigation District	10/05/2020	Bill Review Fee	8.50
03/25/2021	227770	East Contra Costa Irrigation District	10/05/2020	Bill Review Fee	2.15
03/25/2021	227770	East Contra Costa Irrigation District	10/05/2020	Bill Review Fee	8.50
03/25/2021	227770	East Contra Costa Irrigation District	10/05/2020	Bill Review Fee	6.89
03/25/2021	227770	East Contra Costa Irrigation District	10/05/2020	Bill Review Fee	8.50
03/25/2021	227770	East Contra Costa Irrigation District	10/05/2020	Bill Review Fee	3.36
03/25/2021	227770	Desert Water Agency	03/01/2021	Bill Review Fee	8.50
03/25/2021	227770	Desert Water Agency	03/01/2021	Bill Review Fee	2.70
03/25/2021	227770	Sweetwater Authority	08/16/2017	Bill Review Fee	8.50
03/25/2021	227770	Sweetwater Authority	08/16/2017	Bill Review Fee	8.50
03/25/2021	227770	Alameda County Water District	11/21/2020	Bill Review Fee	8.50
03/25/2021	227770	South Tahoe Public Utility District	01/17/2021	Bill Review Fee	8.50
03/25/2021	227770	South Tahoe Public Utility District	01/17/2021	Bill Review Fee	24.46
03/25/2021	227770	El Dorado Irrigation District	03/10/2021	Bill Review Fee	8.50
03/25/2021	227770	El Dorado Irrigation District	03/10/2021	Bill Review Fee	21.63
03/25/2021	227770	Elsinore Valley Municipal Water District	05/05/2014	Bill Review Fee	8.50
03/25/2021	227770	Elsinore Valley Municipal Water District	05/05/2014	Bill Review Fee	8.50
03/25/2021	227770	Elsinore Valley Municipal Water District	05/05/2014	Bill Review Fee	8.50
03/25/2021	227770	Elsinore Valley Municipal Water District	05/05/2014	Bill Review Fee	8.50
03/25/2021	227770	Elsinore Valley Municipal Water District	05/05/2014	Bill Review Fee	8.50
03/25/2021	227770	Elsinore Valley Municipal Water District	05/05/2014	Bill Review Fee	8.50
03/25/2021	227770	Carmichael Water District	12/12/2019	Bill Review Fee	8.50
03/25/2021	227770	Mesa Water District	07/30/2020	Bill Review Fee	8.50
03/25/2021	227770	Mesa Water District	07/30/2020	Bill Review Fee	46.07
03/25/2021	227770	Valley of the Moon Water District	03/26/2020	Bill Review Fee	8.50
03/25/2021	227770	Valley of the Moon Water District	03/26/2020	Bill Review Fee	31.18

from 03/16/2021  
to 03/31/2021

ACWA Joint Powers Insurance Authority

Sorted By Check

## Claims Payment Report

<u>Check Date</u>	<u>Check Number</u>	<u>District Name</u>	<u>Claim Date</u>	<u>Transaction Type</u>	<u>Amount</u>
03/25/2021	227770	Vallecitos Water District	01/29/2021	Bill Review Fee	8.50
03/25/2021	227770	Vallecitos Water District	01/29/2021	Bill Review Fee	3.01
03/25/2021	227770	Bella Vista Water District	04/16/2019	Bill Review Fee	8.50
03/25/2021	227770	Laguna Beach County Water District	01/19/2021	Bill Review Fee	8.50
03/25/2021	227770	Laguna Beach County Water District	01/19/2021	Bill Review Fee	6.34
03/25/2021	227770	Laguna Beach County Water District	01/19/2021	Bill Review Fee	8.50
03/25/2021	227770	Laguna Beach County Water District	01/19/2021	Bill Review Fee	6.34
03/25/2021	227770	Truckee Donner Public Utility District	11/06/2020	Bill Review Fee	8.50
03/25/2021	227770	Truckee Donner Public Utility District	11/06/2020	Bill Review Fee	0.88
03/25/2021	227770	Scotts Valley Water District	10/28/2019	Bill Review Fee	8.50
03/25/2021	227770	Scotts Valley Water District	10/28/2019	Bill Review Fee	8.50
03/25/2021	227770	Scotts Valley Water District	10/28/2019	Bill Review Fee	3.37
03/25/2021	227770	Scotts Valley Water District	10/28/2019	Bill Review Fee	8.50
03/25/2021	227770	Scotts Valley Water District	10/28/2019	Bill Review Fee	3.37
03/25/2021	227770	Fresno Metropolitan Flood Control District	08/25/2018	Bill Review Fee	8.50
03/25/2021	227770	Fresno Metropolitan Flood Control District	08/25/2018	Bill Review Fee	4.93
03/25/2021	227770	Fresno Metropolitan Flood Control District	08/25/2018	Bill Review Fee	8.50
03/25/2021	227770	Fresno Metropolitan Flood Control District	08/25/2018	Bill Review Fee	0.16
03/25/2021	227770	Twentynine Palms Water District	02/09/2021	Bill Review Fee	8.50
03/25/2021	227770	Twentynine Palms Water District	02/09/2021	Bill Review Fee	3.07
03/25/2021	227770	Twentynine Palms Water District	02/09/2021	Bill Review Fee	8.50
03/25/2021	227770	Twentynine Palms Water District	02/09/2021	Bill Review Fee	1.44
03/25/2021	227770	Twentynine Palms Water District	02/09/2021	Bill Review Fee	8.50
03/25/2021	227770	Twentynine Palms Water District	02/09/2021	Bill Review Fee	1.54
03/25/2021	227770	Palmdale Water District	12/03/2020	Bill Review Fee	8.50
03/25/2021	227770	Palmdale Water District	12/03/2020	Bill Review Fee	35.46
03/25/2021	227770	Sweetwater Authority	10/08/2020	Bill Review Fee	8.50
03/25/2021	227770	Sweetwater Authority	10/08/2020	Bill Review Fee	1.98
03/25/2021	227770	Sweetwater Authority	06/30/2020	Bill Review Fee	8.50
03/25/2021	227770	Merced Irrigation District	07/15/2018	Bill Review Fee	8.50
03/25/2021	227770	Merced Irrigation District	07/15/2018	Bill Review Fee	96.39
03/25/2021	227770	Humboldt Community Services District	01/22/2021	Bill Review Fee	8.50
03/25/2021	227770	Humboldt Community Services District	01/22/2021	Bill Review Fee	1.72
03/25/2021	227770	Santa Clarita Valley Water Agency	01/25/2021	Bill Review Fee	8.50
03/25/2021	227770	Santa Clarita Valley Water Agency	01/25/2021	Bill Review Fee	4.81
03/25/2021	227770	Sweetwater Authority	11/25/2020	Bill Review Fee	8.50
03/25/2021	227770	Sweetwater Authority	11/25/2020	Bill Review Fee	4.98
03/25/2021	227770	Valley Center Municipal Water District	08/16/2020	Bill Review Fee	8.50
03/25/2021	227770	Valley Center Municipal Water District	08/16/2020	Bill Review Fee	14.11
03/25/2021	227770	Laguna Beach County Water District	05/29/2020	Bill Review Fee	8.50
03/25/2021	227770	Laguna Beach County Water District	05/29/2020	Bill Review Fee	8.50
03/25/2021	227770	South Montebello Irrigation District	11/28/2020	Bill Review Fee	8.50
03/25/2021	227770	South Montebello Irrigation District	11/28/2020	Bill Review Fee	2.12
03/25/2021	227770	South Montebello Irrigation District	11/28/2020	Bill Review Fee	8.50

from 03/16/2021  
to 03/31/2021

ACWA Joint Powers Insurance Authority

Sorted By Check

**Claims Payment Report**

<u>Check Date</u>	<u>Check Number</u>	<u>District Name</u>	<u>Claim Date</u>	<u>Transaction Type</u>	<u>Amount</u>
03/25/2021	227770	South Montebello Irrigation District	11/28/2020	Bill Review Fee	1.90
03/25/2021	227770	Vallecitos Water District	02/22/2021	Bill Review Fee	8.50
03/25/2021	227770	Vallecitos Water District	02/22/2021	Bill Review Fee	3.44
03/25/2021	227770	Vallecitos Water District	02/22/2021	Bill Review Fee	8.50
03/25/2021	227770	Vallecitos Water District	02/22/2021	Bill Review Fee	1.48
03/25/2021	227770	Western Municipal Water District	11/21/2019	Bill Review Fee	8.50
03/25/2021	227770	Western Municipal Water District	11/21/2019	Bill Review Fee	1.28
03/25/2021	227770	Western Municipal Water District	11/21/2019	Bill Review Fee	8.50
03/25/2021	227770	Western Municipal Water District	11/21/2019	Bill Review Fee	1.28
03/25/2021	227770	Western Municipal Water District	11/21/2019	Bill Review Fee	8.50
03/25/2021	227770	Western Municipal Water District	11/21/2019	Bill Review Fee	0.94
03/25/2021	227770	San Dieguito Water District	09/23/2020	Bill Review Fee	8.50
03/25/2021	227770	San Dieguito Water District	09/23/2020	Bill Review Fee	1.48
03/25/2021	227770	Helix Water District	07/23/2019	Bill Review Fee	8.50
03/25/2021	227770	Helix Water District	07/23/2019	Bill Review Fee	8.75
03/25/2021	227770	Kern County Water Agency	09/16/2016	Bill Review Fee	8.50
03/25/2021	227770	Kern County Water Agency	09/16/2016	Bill Review Fee	12.56
03/25/2021	227770	South Tahoe Public Utility District	02/08/2021	Bill Review Fee	8.50
03/25/2021	227770	South Tahoe Public Utility District	02/08/2021	Bill Review Fee	10.82
03/25/2021	227770	Merced Irrigation District	12/22/2020	Bill Review Fee	8.50
03/25/2021	227770	Merced Irrigation District	12/22/2020	Bill Review Fee	6.14
03/25/2021	227770	Merced Irrigation District	12/22/2020	Bill Review Fee	8.50
03/25/2021	227770	Merced Irrigation District	12/22/2020	Bill Review Fee	6.14
03/25/2021	227770	Merced Irrigation District	12/22/2020	Bill Review Fee	8.50
03/25/2021	227770	Merced Irrigation District	12/22/2020	Bill Review Fee	12.30
03/25/2021	227770	South Coast Water District	04/14/2010	Bill Review Fee	8.50
03/25/2021	227770	South Coast Water District	04/14/2010	Bill Review Fee	17.15
03/25/2021	227770	Yorba Linda Water District	01/14/2021	Bill Review Fee	8.50
03/25/2021	227770	Yorba Linda Water District	01/14/2021	Bill Review Fee	0.18
03/25/2021	227771	Cucamonga Valley Water District	12/21/2020	Physical therapy	75.00
03/25/2021	227772	Kaweah Delta Water Conservation District	10/07/2014	Medical, general	73.76
03/25/2021	227773	Twentynine Palms Water District	02/09/2021	Medical, general	232.89
03/25/2021	227774	Desert Water Agency	03/01/2021	Medical, general	204.81
03/25/2021	227775	Twentynine Palms Water District	02/09/2021	Medical, general	109.77
03/25/2021	227776	Twentynine Palms Water District	02/09/2021	Medical, general	117.35
03/25/2021	227777	Carmichael Water District	12/12/2019	Med/Legal evaluation	250.00
03/25/2021	227778	Sweetwater Authority	01/20/2021	Medical, general	123.80
03/25/2021	227779	Kings River Conservation District	03/02/2018	Hospital (Inpatient)	17,333.15
03/25/2021	227780	Kings River Conservation District	11/18/2016	Photocopy	5.00
03/25/2021	227781	Valley Center Municipal Water District	08/16/2020	Medical, general	87.46
03/25/2021	227782	Merced Irrigation District	12/22/2020	Physical therapy	140.97
03/25/2021	227783	Merced Irrigation District	12/22/2020	Physical therapy	140.97
03/25/2021	227784	Merced Irrigation District	12/22/2020	Physical therapy	139.22
03/25/2021	227785	Merced Irrigation District	12/22/2020	Physical therapy	139.22

from 03/16/2021  
to 03/31/2021

ACWA Joint Powers Insurance Authority

Sorted By Check

**Claims Payment Report**

<u>Check Date</u>	<u>Check Number</u>	<u>District Name</u>	<u>Claim Date</u>	<u>Transaction Type</u>	<u>Amount</u>
03/25/2021	227786	Desert Water Agency	03/01/2021	TTD	1,630.70
03/25/2021	227787	Cucamonga Valley Water District	03/08/2019	PPD	580.00
03/25/2021	227788	Laguna Beach County Water District	06/11/2020	Diagnostics	138.82
03/25/2021	227789	Scotts Valley Water District	10/28/2019	Medical, general	187.30
03/25/2021	227790	East Contra Costa Irrigation District	10/05/2020	Medical, general	114.04
03/25/2021	227791	East Contra Costa Irrigation District	10/05/2020	Medical, general	114.04
03/25/2021	227792	Scotts Valley Water District	10/28/2019	Medical, general	179.16
03/25/2021	227793	Scotts Valley Water District	10/28/2019	Medical, general	179.16
03/25/2021	227794	East Contra Costa Irrigation District	10/05/2020	Chiropractor	365.86
03/25/2021	227795	East Contra Costa Irrigation District	10/05/2020	Chiropractor	178.53
03/25/2021	227796	Wheeler Ridge-Maricopa Water Storage District	02/20/2020	Medical, general	137.19
03/25/2021	227797	Tuolumne Utilities District	11/02/2020	Diagnostics	12.06
03/25/2021	227798	San Dieguito Water District	09/23/2020	Medical, general	111.97
03/25/2021	227799	Western Municipal Water District	11/21/2019	Diagnostics	75.53
03/25/2021	227800	South Tahoe Public Utility District	08/21/2020	Medical, general	76.99
03/25/2021	227801	Laguna Beach County Water District	01/19/2021	TTD	2,712.62
03/25/2021	227802	Truckee Donner Public Utility District	11/06/2020	TTD	2,598.86
03/25/2021	227803	Wheeler Ridge-Maricopa Water Storage District	02/20/2020	Photocopy	61.25
03/25/2021	227804	Truckee Donner Public Utility District	10/26/2020	Photocopy	183.02
03/25/2021	227805	Humboldt Community Services District	01/22/2021	Medical, general	77.35
03/25/2021	227806	Water Employee Services Authority	06/23/2020	Physical therapy	191.39
03/25/2021	227807	Water Employee Services Authority	06/23/2020	Physical therapy	164.10
03/25/2021	227808	Sweetwater Authority	11/25/2020	Chiropractor	112.82
03/25/2021	227809	Laguna Beach County Water District	01/19/2021	Physical therapy	143.69
03/25/2021	227810	Laguna Beach County Water District	01/19/2021	Physical therapy	143.69
03/25/2021	227811	El Dorado Irrigation District	03/10/2021	Medical, general	195.18
03/25/2021	227812	San Luis Water District	09/04/2020	TTD	718.44
03/25/2021	227813	Panoche Water District	08/17/2019	TTD	1,041.34
03/25/2021	227814	East Orange County Water District	02/16/2021	Medical, general	83.79
03/25/2021	227815	Yorba Linda Water District	01/14/2021	Medical, general	78.02
03/25/2021	227816	Palmdale Water District	12/03/2020	TTD	2,283.62
03/25/2021	227817	Walnut Valley Water District	08/14/2020	Physical therapy	155.78
03/25/2021	227818	South Tahoe Public Utility District	01/07/2021	DME Supplies	50.51
03/25/2021	227819	Sweetwater Authority	10/08/2020	Pharmacy	19.54
03/25/2021	227820	Water Employee Services Authority	12/10/2018	Mileage	238.80
03/25/2021	227821	Sutter Extension Water District	04/19/2019	Med/Legal evaluation	3,500.00
03/25/2021	227822	Alameda County Water District	11/21/2020	DME Supplies	108.20
03/25/2021	227823	Valley of the Moon Water District	03/26/2020	Medical, general	258.25
03/25/2021	227824	Truckee Donner Public Utility District	11/06/2020	Anesthesiologist	470.80
03/25/2021	227825	Palmdale Water District	12/03/2020	Hospital (Outpatient)	2,694.68
03/25/2021	227826	South Montebello Irrigation District	11/28/2020	Medical, general	62.83
03/25/2021	227827	Santa Clarita Valley Water Agency	01/01/2020	Medical, general	12.25
03/25/2021	227828	South Montebello Irrigation District	11/28/2020	Medical, general	160.73
03/25/2021	227829	Santa Clarita Valley Water Agency	01/25/2021	Medical, general	365.61

from 03/16/2021  
to 03/31/2021

ACWA Joint Powers Insurance Authority

Sorted By Check

**Claims Payment Report**

<u>Check Date</u>	<u>Check Number</u>	<u>District Name</u>	<u>Claim Date</u>	<u>Transaction Type</u>	<u>Amount</u>
03/25/2021	227830	South Montebello Irrigation District	11/28/2020	Medical, general	158.00
03/25/2021	227831	South Montebello Irrigation District	11/28/2020	Medical, general	100.96
03/25/2021	227832	South Coast Water District	02/10/2021	Diagnostics	344.17
03/25/2021	227833	Twentynine Palms Water District	02/09/2021	Diagnostics	197.59
03/25/2021	227834	Elsinore Valley Municipal Water District	05/05/2014	Medical, general	139.32
03/25/2021	227835	Elsinore Valley Municipal Water District	05/05/2014	Medical, general	139.32
03/25/2021	227836	Humboldt Bay Municipal Water District	08/04/2018	Mileage	189.81
03/25/2021	227837	Palmdale Water District	03/23/2015	Laboratory fee	8.69
03/25/2021	227838	Santa Clarita Valley Water Agency	01/01/2020	Laboratory fee	27.67
03/25/2021	227839	Water Employee Services Authority	10/09/2020	Physical therapy	146.13
03/25/2021	227840	Water Employee Services Authority	10/09/2020	Physical therapy	109.84
03/25/2021	227841	Water Employee Services Authority	10/09/2020	Physical therapy	109.84
03/25/2021	227842	Water Employee Services Authority	10/09/2020	Physical therapy	109.84
03/25/2021	227843	Water Employee Services Authority	10/09/2020	Physical therapy	109.84
03/25/2021	227844	Water Employee Services Authority	10/09/2020	Physical therapy	119.32
03/25/2021	227845	San Luis Water District	08/09/2013	Medical, general	122.50
03/25/2021	227846	South Coast Water District	04/14/2010	Medical, general	166.86
03/25/2021	227847	Sweetwater Authority	02/28/2020	Medical, general	146.44
03/25/2021	227848	Bella Vista Water District	04/16/2019	Med/Legal evaluation	312.50
03/25/2021	227849	Merced Irrigation District	12/16/2020	Medical, general	111.16
03/25/2021	227850	Merced Irrigation District	07/15/2018	Medical, general	423.82
03/25/2021	227851	Merced Irrigation District	12/22/2020	Medical, general	111.16
03/25/2021	227852	Helix Water District	08/06/2013	Medical, general	195.63
03/25/2021	227853	Helix Water District	07/23/2019	Medical, general	12.89
03/25/2021	227854	Elsinore Valley Municipal Water District	05/05/2014	Medical, general	161.63
03/25/2021	227855	Elsinore Valley Municipal Water District	05/05/2014	Medical, general	161.63
03/25/2021	227856	Elsinore Valley Municipal Water District	05/05/2014	Medical, general	148.74
03/25/2021	227857	Elsinore Valley Municipal Water District	05/05/2014	Medical, general	161.63
03/25/2021	227858	Kern County Water Agency	09/16/2016	Medical, general	111.16
03/25/2021	227859	Valley Center Municipal Water District	08/16/2020	TTD	1,668.10
03/25/2021	227860	Valley Center Municipal Water District	08/16/2020	TTD	357.45
03/25/2021	227861	Helix Water District	08/12/2020	Medical, general	67.50
03/25/2021	227862	Helix Water District	02/08/2021	Medical, general	106.00
03/25/2021	227863	Sweetwater Authority	02/01/2021	Medical, general	102.28
03/25/2021	227864	Sweetwater Authority	02/02/2021	Medical, general	77.14
03/25/2021	227865	Otay Water District	02/11/2021	Medical, general	228.27
03/25/2021	227866	Laguna Beach County Water District	05/29/2020	TTD	2,123.52
03/25/2021	227867	Kings River Conservation District	03/02/2018	Diagnostics	58.09
03/25/2021	227868	Moulton Niguel Water District	02/06/2021	Medical, general	229.56
03/25/2021	227869	Palmdale Water District	12/03/2020	Medical, general	150.56
03/25/2021	227870	Palmdale Water District	12/03/2020	Medical, general	79.37
03/25/2021	227871	Water Employee Services Authority	01/04/2021	Hospital (Outpatient)	421.12
03/25/2021	227872	San Juan Water District	08/28/2003	Medical, general	111.16
03/25/2021	227873	Sweetwater Authority	10/08/2020	Physical therapy	152.53



from 03/16/2021  
to 03/31/2021

ACWA Joint Powers Insurance Authority

Sorted By Check

## Claims Payment Report

<u>Check Date</u>	<u>Check Number</u>	<u>District Name</u>	<u>Claim Date</u>	<u>Transaction Type</u>	<u>Amount</u>
03/25/2021	227874	Sweetwater Authority	10/08/2020	Physical therapy	150.38
03/25/2021	227875	Sweetwater Authority	02/28/2020	Physical therapy	158.81
03/25/2021	227876	Sweetwater Authority	02/28/2020	Physical therapy	158.81
03/25/2021	227877	Truckee Donner Public Utility District	11/12/2020	Medical, general	79.48
03/25/2021	227878	Sacramento Suburban Water District	12/09/2020	Medical, general	12.89
03/25/2021	227879	Sacramento Suburban Water District	12/09/2020	Medical, general	148.62
03/25/2021	227880	Alameda County Water District	09/16/2020	Medical, general	38.21
03/25/2021	227881	Carpinteria Valley Water District	03/19/2018	Med/Legal evaluation	625.00
03/25/2021	227882	South Coast Water District	02/01/2021	Medical, general	195.15
03/25/2021	227883	Helix Water District	07/23/2019	TTD	2,272.34
03/25/2021	227884	Mesa Water District	07/30/2020	Surgery Costs	1,044.18
03/25/2021	227885	Water Employee Services Authority	01/04/2021	Medical, general	107.87
03/25/2021	227886	Water Employee Services Authority	01/04/2021	Medical, general	107.87
03/25/2021	227887	Water Employee Services Authority	01/04/2021	Medical, general	107.87
03/25/2021	227888	Western Municipal Water District	11/21/2019	Physical therapy	121.10
03/25/2021	227889	Western Municipal Water District	11/21/2019	Physical therapy	121.10
03/25/2021	227890	Western Municipal Water District	11/21/2019	Physical therapy	88.94
03/25/2021	227891	Vallecitos Water District	01/29/2021	Medical, general	328.49
03/25/2021	227892	Vallecitos Water District	01/29/2021	Medical, general	112.15
03/25/2021	227893	Vallecitos Water District	02/22/2021	Medical, general	261.70
03/25/2021	227894	San Dieguito Water District	09/23/2020	Medical, general	112.15
03/25/2021	227895	Vallecitos Water District	01/29/2021	Medical, general	228.47
03/25/2021	227896	Vallecitos Water District	02/22/2021	Medical, general	112.15
03/30/2021	227897	Palo Verde Irrigation District	06/03/2018	Expense General	694.47
03/30/2021	227898	Sweetwater Authority	02/16/2021	Liability - Property Damage	346.15
03/30/2021	227899	Cucamonga Valley Water District	03/10/2020	Expert	3,582.53
03/30/2021	227900	Santa Clarita Valley Water Agency	08/30/2019	Expert	937.50
03/30/2021	227901	Montecito Water District	08/03/2020	Liability - Property Damage	6,350.00
03/30/2021	227902	Paradise Irrigation District	11/08/2018	Property - District Property	350,000.00
03/30/2021	227903	Calaveras County Water District	01/28/2021	Property - District Property	1,331.59
03/30/2021	227904	Reclamation District #108	11/28/2020	Property - District Property	20,786.26
03/30/2021	227905	Central California Irrigation District	01/26/2021	Property - District Property	5,017.54
03/30/2021	227906	Calaveras Public Utility District	02/13/2019	Adjuster	837.00
03/30/2021	227907	Oakdale Irrigation District	08/07/2018	Expense General	902.50
03/30/2021	227908	Oakdale Irrigation District	08/07/2018	Expense General	1,133.70
03/30/2021	227909	Humboldt Bay Municipal Water District	03/06/2021	Liability - Property Damage	1,401.63
03/30/2021	227910	San Juan Water District	03/04/2021	Appraiser	90.00
03/30/2021	227911	Santa Clarita Valley Water Agency	08/30/2019	Expense General	1,863.85
03/30/2021	227912	Santa Clarita Valley Water Agency	08/30/2019	Expense General	1,320.65
03/30/2021	227913	Fresno Metropolitan Flood Control District	08/25/2018	Physical therapy	114.66
03/30/2021	227914	Sweetwater Authority	08/16/2017	Physical therapy	91.12
03/30/2021	227915	Laguna Beach County Water District	05/29/2020	Physical therapy	254.16
03/30/2021	227916	Mission Springs Water District	12/30/2020	Physical therapy	89.33
03/30/2021	227917	San Luis & Delta-Mendota Water Authority	01/11/2021	Physical therapy	81.20

from 03/16/2021  
to 03/31/2021

ACWA Joint Powers Insurance Authority

Sorted By Check

**Claims Payment Report**

<u>Check Date</u>	<u>Check Number</u>	<u>District Name</u>	<u>Claim Date</u>	<u>Transaction Type</u>	<u>Amount</u>
03/30/2021	227918	Mission Springs Water District	12/30/2020	Physical therapy	89.33
03/30/2021	227919	Mission Springs Water District	12/30/2020	Physical therapy	98.82
03/30/2021	227920	Santa Clarita Valley Water Agency	01/25/2021	Medical, general	158.74
03/30/2021	227921	Alta Irrigation District	11/19/2014	PPD	580.00
03/30/2021	227922	Stockton-East Water District	11/27/2019	Hospital (Outpatient)	1,783.82
03/30/2021	227923	Scotts Valley Water District	07/10/2003	Medical, general	182.07
03/30/2021	227924	Kings River Conservation District	11/18/2016	Diagnostics	35.28
03/30/2021	227925	South Coast Water District	02/01/2021	Bill Review Fee	8.50
03/30/2021	227925	South Coast Water District	02/01/2021	Bill Review Fee	9.94
03/30/2021	227925	Sweetwater Authority	12/11/2018	Bill Review Fee	8.50
03/30/2021	227925	Sweetwater Authority	12/11/2018	Bill Review Fee	2.48
03/30/2021	227925	Sweetwater Authority	02/01/2021	Bill Review Fee	8.50
03/30/2021	227925	San Luis & Delta-Mendota Water Authority	01/11/2021	Bill Review Fee	8.50
03/30/2021	227925	Vallecitos Water District	10/09/2019	Bill Review Fee	8.50
03/30/2021	227925	Vallecitos Water District	10/09/2019	Bill Review Fee	1.48
03/30/2021	227925	San Luis & Delta-Mendota Water Authority	02/10/2020	Bill Review Fee	8.50
03/30/2021	227925	San Luis & Delta-Mendota Water Authority	02/10/2020	Bill Review Fee	16.99
03/30/2021	227925	San Luis & Delta-Mendota Water Authority	02/10/2020	Bill Review Fee	8.50
03/30/2021	227925	San Luis & Delta-Mendota Water Authority	02/10/2020	Bill Review Fee	4.27
03/30/2021	227925	Sacramento Suburban Water District	12/09/2020	Bill Review Fee	8.50
03/30/2021	227925	Sacramento Suburban Water District	12/09/2020	Bill Review Fee	8.50
03/30/2021	227925	Sacramento Suburban Water District	12/09/2020	Bill Review Fee	8.50
03/30/2021	227925	Sacramento Suburban Water District	12/09/2020	Bill Review Fee	8.50
03/30/2021	227925	Sacramento Suburban Water District	12/09/2020	Bill Review Fee	8.50
03/30/2021	227925	Kings River Conservation District	03/02/2018	Bill Review Fee	8.50
03/30/2021	227925	Kings River Conservation District	03/02/2018	Bill Review Fee	6.99
03/30/2021	227925	Santa Clarita Valley Water Agency	02/25/2021	Bill Review Fee	8.50
03/30/2021	227925	Santa Clarita Valley Water Agency	02/25/2021	Bill Review Fee	2.63
03/30/2021	227925	Santa Clarita Valley Water Agency	02/25/2021	Bill Review Fee	8.50
03/30/2021	227925	Santa Clarita Valley Water Agency	02/25/2021	Bill Review Fee	8.50
03/30/2021	227925	Santa Clarita Valley Water Agency	02/25/2021	Bill Review Fee	3.56
03/30/2021	227925	Santa Clarita Valley Water Agency	02/25/2021	Bill Review Fee	8.50
03/30/2021	227925	Santa Clarita Valley Water Agency	02/25/2021	Bill Review Fee	2.57
03/30/2021	227925	Santa Clarita Valley Water Agency	02/25/2021	Bill Review Fee	8.50
03/30/2021	227925	Santa Clarita Valley Water Agency	02/25/2021	Bill Review Fee	2.02
03/30/2021	227925	Western Municipal Water District	05/06/2020	Bill Review Fee	8.50
03/30/2021	227925	Calleguas Municipal Water District	08/06/2020	Bill Review Fee	8.50
03/30/2021	227925	Otay Water District	02/11/2021	Bill Review Fee	8.50
03/30/2021	227925	South Tahoe Public Utility District	01/07/2021	Bill Review Fee	8.50
03/30/2021	227925	Carpinteria Valley Water District	03/19/2018	Bill Review Fee	8.50
03/30/2021	227925	Carpinteria Valley Water District	03/19/2018	Bill Review Fee	22.10
03/30/2021	227925	Alameda County Water District	09/16/2020	Bill Review Fee	8.50
03/30/2021	227925	Santa Clarita Valley Water Agency	01/01/2020	Bill Review Fee	8.50
03/30/2021	227925	South Coast Water District	02/10/2021	Bill Review Fee	8.50

from 03/16/2021  
to 03/31/2021

ACWA Joint Powers Insurance Authority

Sorted By Check

## Claims Payment Report

<u>Check Date</u>	<u>Check Number</u>	<u>District Name</u>	<u>Claim Date</u>	<u>Transaction Type</u>	<u>Amount</u>
03/30/2021	227925	South Coast Water District	02/10/2021	Bill Review Fee	7.13
03/30/2021	227925	Walnut Valley Water District	08/14/2020	Bill Review Fee	8.50
03/30/2021	227925	Santa Fe Irrigation District	09/03/2020	Bill Review Fee	8.50
03/30/2021	227925	Santa Fe Irrigation District	09/03/2020	Bill Review Fee	5.63
03/30/2021	227925	Laguna Beach County Water District	06/11/2020	Bill Review Fee	8.50
03/30/2021	227925	Laguna Beach County Water District	06/11/2020	Bill Review Fee	17.44
03/30/2021	227925	Solano Irrigation District	03/06/2020	Bill Review Fee	8.50
03/30/2021	227925	Solano Irrigation District	03/06/2020	Bill Review Fee	20.10
03/30/2021	227925	Solano Irrigation District	03/06/2020	Bill Review Fee	8.50
03/30/2021	227925	Solano Irrigation District	03/06/2020	Bill Review Fee	23.01
03/30/2021	227925	Wheeler Ridge-Maricopa Water Storage D	02/20/2020	Bill Review Fee	8.50
03/30/2021	227925	East Contra Costa Irrigation District	10/05/2020	Bill Review Fee	8.50
03/30/2021	227925	East Contra Costa Irrigation District	10/05/2020	Bill Review Fee	8.50
03/30/2021	227925	East Contra Costa Irrigation District	10/05/2020	Bill Review Fee	1.11
03/30/2021	227925	East Contra Costa Irrigation District	10/05/2020	Bill Review Fee	8.50
03/30/2021	227925	East Contra Costa Irrigation District	10/05/2020	Bill Review Fee	3.36
03/30/2021	227925	East Contra Costa Irrigation District	10/05/2020	Bill Review Fee	8.50
03/30/2021	227925	East Contra Costa Irrigation District	10/05/2020	Bill Review Fee	2.15
03/30/2021	227925	East Contra Costa Irrigation District	10/05/2020	Bill Review Fee	8.50
03/30/2021	227925	East Contra Costa Irrigation District	10/05/2020	Bill Review Fee	2.15
03/30/2021	227925	Desert Water Agency	03/01/2021	Bill Review Fee	8.50
03/30/2021	227925	Desert Water Agency	03/01/2021	Bill Review Fee	1.75
03/30/2021	227925	Sweetwater Authority	08/16/2017	Bill Review Fee	8.50
03/30/2021	227925	Alameda County Water District	11/21/2020	Bill Review Fee	8.50
03/30/2021	227925	Alameda County Water District	11/21/2020	Bill Review Fee	8.50
03/30/2021	227925	El Dorado Irrigation District	10/21/2020	Bill Review Fee	8.50
03/30/2021	227925	El Dorado Irrigation District	03/10/2021	Bill Review Fee	8.50
03/30/2021	227925	El Dorado Irrigation District	03/10/2021	Bill Review Fee	20.24
03/30/2021	227925	Alameda County Water District	01/25/2021	Bill Review Fee	8.50
03/30/2021	227925	Mission Springs Water District	12/30/2020	Bill Review Fee	8.50
03/30/2021	227925	Mission Springs Water District	12/30/2020	Bill Review Fee	1.75
03/30/2021	227925	Mission Springs Water District	12/30/2020	Bill Review Fee	8.50
03/30/2021	227925	Mission Springs Water District	12/30/2020	Bill Review Fee	8.50
03/30/2021	227925	Mission Springs Water District	12/30/2020	Bill Review Fee	8.50
03/30/2021	227925	Tahoe City Public Utility District	08/11/2020	Bill Review Fee	8.50
03/30/2021	227925	Tahoe City Public Utility District	08/11/2020	Bill Review Fee	11.33
03/30/2021	227925	Tahoe City Public Utility District	08/11/2020	Bill Review Fee	8.50
03/30/2021	227925	Tahoe City Public Utility District	08/11/2020	Bill Review Fee	21.41
03/30/2021	227925	Orange County Water District	11/09/2020	Bill Review Fee	8.50
03/30/2021	227925	Orange County Water District	11/09/2020	Bill Review Fee	2.83
03/30/2021	227925	Mesa Water District	07/30/2020	Bill Review Fee	8.50
03/30/2021	227925	Mesa Water District	07/30/2020	Bill Review Fee	4.53
03/30/2021	227925	Las Virgenes Municipal Water District	12/02/2019	Bill Review Fee	8.50
03/30/2021	227925	Las Virgenes Municipal Water District	12/02/2019	Bill Review Fee	0.31

from 03/16/2021  
to 03/31/2021

ACWA Joint Powers Insurance Authority

Sorted By Check

## Claims Payment Report

<u>Check Date</u>	<u>Check Number</u>	<u>District Name</u>	<u>Claim Date</u>	<u>Transaction Type</u>	<u>Amount</u>
03/30/2021	227925	Las Virgenes Municipal Water District	12/02/2019	Bill Review Fee	8.50
03/30/2021	227925	Las Virgenes Municipal Water District	12/02/2019	Bill Review Fee	0.30
03/30/2021	227925	Las Virgenes Municipal Water District	12/02/2019	Bill Review Fee	8.50
03/30/2021	227925	Las Virgenes Municipal Water District	12/02/2019	Bill Review Fee	0.31
03/30/2021	227925	Valley of the Moon Water District	03/26/2020	Bill Review Fee	8.50
03/30/2021	227925	Vallecitos Water District	01/29/2021	Bill Review Fee	8.50
03/30/2021	227925	Vallecitos Water District	01/29/2021	Bill Review Fee	1.80
03/30/2021	227925	Helix Water District	08/12/2020	Bill Review Fee	8.50
03/30/2021	227925	Laguna Beach County Water District	01/19/2021	Bill Review Fee	8.50
03/30/2021	227925	Laguna Beach County Water District	01/19/2021	Bill Review Fee	6.34
03/30/2021	227925	Laguna Beach County Water District	01/19/2021	Bill Review Fee	8.50
03/30/2021	227925	Laguna Beach County Water District	01/19/2021	Bill Review Fee	24.06
03/30/2021	227925	Laguna Beach County Water District	01/19/2021	Bill Review Fee	8.50
03/30/2021	227925	Laguna Beach County Water District	01/19/2021	Bill Review Fee	9.30
03/30/2021	227925	Pajaro Valley Water Management Agency	02/22/2021	Bill Review Fee	8.50
03/30/2021	227925	Fresno Metropolitan Flood Control District	08/25/2018	Bill Review Fee	8.50
03/30/2021	227925	Fresno Metropolitan Flood Control District	08/25/2018	Bill Review Fee	5.06
03/30/2021	227925	Cachuma Operation and Maintenance Bo	02/19/2021	Bill Review Fee	1.19
03/30/2021	227925	Cachuma Operation and Maintenance Bo	02/19/2021	Bill Review Fee	8.50
03/30/2021	227925	Stockton-East Water District	11/27/2019	Bill Review Fee	8.50
03/30/2021	227925	Stockton-East Water District	11/27/2019	Bill Review Fee	3.60
03/30/2021	227925	El Toro Water District	06/22/2015	Bill Review Fee	8.50
03/30/2021	227925	El Toro Water District	06/22/2015	Bill Review Fee	32.55
03/30/2021	227925	El Toro Water District	06/22/2015	Bill Review Fee	8.50
03/30/2021	227925	El Toro Water District	06/22/2015	Bill Review Fee	1.33
03/30/2021	227925	Panoche Water District	03/03/2021	Bill Review Fee	8.50
03/30/2021	227925	Panoche Water District	03/03/2021	Bill Review Fee	4.40
03/30/2021	227925	Twentynine Palms Water District	02/09/2021	Bill Review Fee	8.50
03/30/2021	227925	Twentynine Palms Water District	02/09/2021	Bill Review Fee	1.75
03/30/2021	227925	Helix Water District	04/12/1989	Bill Review Fee	8.50
03/30/2021	227925	Helix Water District	04/12/1989	Bill Review Fee	4.94
03/30/2021	227925	Sweetwater Authority	10/08/2020	Bill Review Fee	8.50
03/30/2021	227925	Sweetwater Authority	10/08/2020	Bill Review Fee	2.79
03/30/2021	227925	Kings River Conservation District	11/18/2016	Bill Review Fee	8.50
03/30/2021	227925	Kings River Conservation District	11/18/2016	Bill Review Fee	5.72
03/30/2021	227925	Water Employee Services Authority	01/04/2021	Bill Review Fee	8.50
03/30/2021	227925	Water Employee Services Authority	01/04/2021	Bill Review Fee	11.95
03/30/2021	227925	Desert Water Agency	09/17/2020	Bill Review Fee	8.50
03/30/2021	227925	Orange County Water District	10/07/2020	Bill Review Fee	8.50
03/30/2021	227925	Orange County Water District	10/07/2020	Bill Review Fee	3.91
03/30/2021	227925	Santa Clarita Valley Water Agency	01/25/2021	Bill Review Fee	8.50
03/30/2021	227925	Santa Clarita Valley Water Agency	01/25/2021	Bill Review Fee	8.50
03/30/2021	227925	Santa Clarita Valley Water Agency	01/25/2021	Bill Review Fee	0.77
03/30/2021	227925	Santa Clarita Valley Water Agency	01/25/2021	Bill Review Fee	8.50

from 03/16/2021  
to 03/31/2021

ACWA Joint Powers Insurance Authority

Sorted By Check

## Claims Payment Report

<u>Check Date</u>	<u>Check Number</u>	<u>District Name</u>	<u>Claim Date</u>	<u>Transaction Type</u>	<u>Amount</u>
03/30/2021	227925	Santa Clarita Valley Water Agency	01/25/2021	Bill Review Fee	0.73
03/30/2021	227925	Santa Clarita Valley Water Agency	06/03/2020	Bill Review Fee	8.50
03/30/2021	227925	Santa Clarita Valley Water Agency	06/03/2020	Bill Review Fee	1.88
03/30/2021	227925	Sweetwater Authority	11/25/2020	Bill Review Fee	8.50
03/30/2021	227925	Sweetwater Authority	11/25/2020	Bill Review Fee	4.92
03/30/2021	227925	Walnut Valley Water District	12/26/2019	Bill Review Fee	8.50
03/30/2021	227925	Walnut Valley Water District	12/26/2019	Bill Review Fee	14.19
03/30/2021	227925	Alameda County Water District	12/03/2020	Bill Review Fee	8.50
03/30/2021	227925	Scotts Valley Water District	07/10/2003	Bill Review Fee	8.50
03/30/2021	227925	Scotts Valley Water District	07/10/2003	Bill Review Fee	4.05
03/30/2021	227925	Laguna Beach County Water District	05/29/2020	Bill Review Fee	8.50
03/30/2021	227925	Vallecitos Water District	02/22/2021	Bill Review Fee	8.50
03/30/2021	227925	Vallecitos Water District	02/22/2021	Bill Review Fee	1.80
03/30/2021	227925	San Dieguito Water District	09/23/2020	Bill Review Fee	8.50
03/30/2021	227925	San Dieguito Water District	09/23/2020	Bill Review Fee	1.80
03/30/2021	227925	South Tahoe Public Utility District	02/08/2021	Bill Review Fee	8.50
03/30/2021	227925	Merced Irrigation District	12/22/2020	Bill Review Fee	8.50
03/30/2021	227925	Merced Irrigation District	12/22/2020	Bill Review Fee	6.14
03/30/2021	227925	Merced Irrigation District	12/22/2020	Bill Review Fee	8.50
03/30/2021	227925	Merced Irrigation District	12/22/2020	Bill Review Fee	6.14
03/30/2021	227925	Merced Irrigation District	12/22/2020	Bill Review Fee	8.50
03/30/2021	227925	Merced Irrigation District	12/22/2020	Bill Review Fee	6.14
03/30/2021	227926	Tulare Irrigation District	03/23/2021	TTD	1,268.24
03/30/2021	227927	Pajaro Valley Water Management Agency	02/22/2021	Medical, general	106.51
03/30/2021	227928	Mission Springs Water District	12/30/2020	Medical, general	133.12
03/30/2021	227929	Twentynine Palms Water District	02/09/2021	Medical, general	133.12
03/30/2021	227930	Desert Water Agency	03/01/2021	Medical, general	133.12
03/30/2021	227931	Fair Oaks Water District	03/17/2021	TTD	668.43
03/30/2021	227932	Berrenda Mesa Water District	02/25/2013	Legal (Defense)	1,260.00
03/30/2021	227933	Berrenda Mesa Water District	02/25/2013	Legal (Defense)	418.50
03/30/2021	227934	Mesa Water District	10/31/2012	PPD	540.00
03/30/2021	227935	Laguna Beach County Water District	10/29/2019	TTD	1,881.62
03/30/2021	227936	Merced Irrigation District	12/22/2020	Physical therapy	139.22
03/30/2021	227937	El Toro Water District	06/22/2015	Medical, general	146.12
03/30/2021	227938	Sweetwater Authority	12/11/2018	PPD	580.00
03/30/2021	227939	Western Municipal Water District	10/23/2007	PPD	540.00
03/30/2021	227940	Mid-Peninsula Water District	03/19/2021	TTD	950.38
03/30/2021	227941	Fresno Metropolitan Flood Control District	08/25/2018	Wage loss	556.40
03/30/2021	227942	Sweetwater Authority	02/01/2021	Diagnostics	322.52
03/30/2021	227943	Helix Water District	08/12/2020	Physical therapy	150.00
03/30/2021	227944	Walnut Valley Water District	08/14/2020	Physical therapy	155.78
03/30/2021	227945	Wheeler Ridge-Maricopa Water Storage D	02/20/2020	DME Supplies	1,501.29
03/30/2021	227946	Tulare Irrigation District	10/19/2011	Pharmacy	14.33
03/30/2021	227947	Bard Water District	08/20/2012	Pharmacy	414.19

from 03/16/2021  
to 03/31/2021

ACWA Joint Powers Insurance Authority

Sorted By Check

## Claims Payment Report

<u>Check Date</u>	<u>Check Number</u>	<u>District Name</u>	<u>Claim Date</u>	<u>Transaction Type</u>	<u>Amount</u>
03/30/2021	227948	San Luis Water District	08/09/2013	Pharmacy	660.33
03/30/2021	227949	San Juan Water District	01/26/2016	Pharmacy	339.72
03/30/2021	227950	Kaweah Delta Water Conservation District	10/07/2014	Pharmacy	58.95
03/30/2021	227951	Glenn-Colusa Irrigation District	05/08/2019	Pharmacy	62.38
03/30/2021	227952	Panoche Water District	08/17/2019	Pharmacy	365.86
03/30/2021	227953	Santa Clarita Valley Water Agency	01/01/2020	Pharmacy	38.63
03/30/2021	227954	Santa Clarita Valley Water Agency	02/25/2021	Medical, general	136.75
03/30/2021	227955	Santa Clarita Valley Water Agency	02/25/2021	Physical therapy	107.41
03/30/2021	227956	Santa Clarita Valley Water Agency	02/25/2021	Physical therapy	189.21
03/30/2021	227957	Santa Clarita Valley Water Agency	02/25/2021	Physical therapy	139.94
03/30/2021	227958	Orange County Water District	10/07/2020	Medical, general	259.51
03/30/2021	227959	Orange County Water District	11/09/2020	Medical, general	188.31
03/30/2021	227960	Cachuma Operation and Maintenance Bo	02/19/2021	Medical, general	233.59
03/30/2021	227961	Otay Water District	02/11/2021	Medical, general	123.67
03/30/2021	227962	Kings River Conservation District	03/02/2018	Medical, general	73.76
03/30/2021	227963	Western Municipal Water District	05/06/2020	Medical, general	370.03
03/30/2021	227964	Desert Water Agency	09/17/2020	Pharmacy	10.83
03/30/2021	227965	Rowland Water District	03/24/2021	TTD	746.91
03/30/2021	227966	Sweetwater Authority	10/08/2020	Physical therapy	212.41
03/30/2021	227967	Tahoe City Public Utility District	08/11/2020	Medical, general	79.48
03/30/2021	227968	El Dorado Irrigation District	01/28/2021	Medical, general	13.00
03/30/2021	227969	Alameda County Water District	09/16/2020	Physical therapy	82.43
03/30/2021	227970	Alameda County Water District	11/21/2020	Medical, general	12.89
03/30/2021	227971	Alameda County Water District	11/21/2020	Medical, general	75.32
03/30/2021	227972	El Dorado Irrigation District	10/21/2020	Medical, general	70.00
03/30/2021	227973	Alameda County Water District	12/03/2020	Physical therapy	81.88
03/30/2021	227974	Sacramento Suburban Water District	12/09/2020	Medical, general	179.21
03/30/2021	227975	Sacramento Suburban Water District	12/09/2020	Medical, general	13.00
03/30/2021	227976	Tahoe City Public Utility District	08/11/2020	Hospital (Outpatient)	1,627.18
03/30/2021	227977	Calleguas Municipal Water District	08/06/2020	Medical, general	143.70
03/30/2021	227978	Merced Irrigation District	12/22/2020	TTD	482.45
03/30/2021	227979	Vallecitos Water District	10/09/2019	Medical, general	112.15
03/30/2021	227980	Vallecitos Water District	02/22/2021	Medical, general	136.71
				<b>Total</b>	<b>1,046,322.44</b>

**JPIA**  
**Check Register**  
**2/1/2021 to 3/31/2021**

Date	Vendor	Document No	Amount
	<b>Bank: CBTPay_0151 - CB&amp;T Payroll ZBA Acct #0151</b>		
02/10/2021	V000375--HEALTH EQUITY		64.90
02/11/2021	V000035--AMERICAN FUNDS GROUP		336.50
02/11/2021	V000693--PAYLOCITY CORPORATION		178,519.71
02/12/2021	V000375--HEALTH EQUITY		2,954.00
02/25/2021	V000693--PAYLOCITY CORPORATION		179,275.29
02/26/2021	V000375--HEALTH EQUITY		2,769.38
02/26/2021	V000693--PAYLOCITY CORPORATION		1,278.50
03/01/2021	V000693--PAYLOCITY CORPORATION		15.00
03/05/2021	V000375--HEALTH EQUITY		73.75
03/11/2021	V000693--PAYLOCITY CORPORATION		178,940.76
03/12/2021	V000035--AMERICAN FUNDS GROUP		336.50
03/15/2021	V000035--AMERICAN FUNDS GROUP		336.50
03/25/2021	V000693--PAYLOCITY CORPORATION		179,305.22
03/26/2021	V000693--PAYLOCITY CORPORATION		888.00
	<b>Total for CBTPay_0151</b>		<b>725,094.01</b>
	<b>Bank: CBTGen_1961 - California Bank and Trust</b>		
02/01/2021	V000723--PUBLIC EMPLOYEES RETIREMENT SYSTEM		9,820.60
02/01/2021	V000723--PUBLIC EMPLOYEES RETIREMENT SYSTEM		32,861.07
02/02/2021	V000099--BLUEPAY		94.90
02/04/2021	V001180--LODUSKIA PIERCE	592	969.48
02/04/2021	V001179--MICHELLE STITES	593	500.00
02/04/2021	V000996--VALLEY FIRE AND SECURITY ALARMS, INC.	599	70.00
02/04/2021	V000327--FIRST ALARM SECURITY AND PATROL INC	590	283.25
02/04/2021	V000066--ASSOC. OF GOVERNMENTAL RISK POOLS	587	5,500.00
02/04/2021	V000901--STANDARD INSURANCE COMPANY 1	595	4,358.54
02/04/2021	V000124--BURKETTS OFFICE SUPPLIES, INC.	588	1,380.33
02/04/2021	V000750--REDLINE COURIER SERVICE INC	594	1,014.30
02/04/2021	V000985--UNITED PARCEL SERVICE	597	163.67
02/04/2021	V000986--UNITED STATES TREASURY	598	265.00
02/04/2021	V001127--FIRST LOAN	591	50.00
02/04/2021	V000217--CV STRATEGIES	589	1,275.00
02/04/2021	V000956--THOR A BENZING	596	159.98
02/05/2021	V000226--DANIEL STEELE		50.00
02/05/2021	V000318--ERIK KOWALEWSKI		2,214.24
02/05/2021	V000318--ERIK KOWALEWSKI		290.93
02/05/2021	V000318--ERIK KOWALEWSKI		538.70
02/05/2021	V000204--CONSOLIDATED COMMUNICATIONS		1,999.25
02/09/2021	V000703--PG and E		1,730.36
02/09/2021	V000194--CITY OF ROSEVILLE		2,389.78
02/11/2021	V000591--MELODY A TUCKER	Voided - 610	(14.99)
02/11/2021	V000723--PUBLIC EMPLOYEES RETIREMENT SYSTEM		261.28
02/11/2021	V000534--LINCOLN FINANCIAL GROUP		2,130.77
02/11/2021	V001008--WALNUT VALLEY WATER DISTRICT	614	950.00
02/11/2021	V000591--MELODY A TUCKER	610	14.99
02/11/2021	V000239--DAVID F COSSEY	604	28.40
02/11/2021	V001189--ANGIE MONTES	600	44.00
02/11/2021	V001184--APRIL KEIGWIN	601	64.24
02/11/2021	V001186--JOSE SETKA	606	96.00
02/11/2021	V001183--MARLENE KELLEHER	608	141.16
02/11/2021	V001182--MAMDOH ELAWADY	607	161.58



**JPIA**  
**Check Register**  
**2/1/2021 to 3/31/2021**

Date	Vendor	Document No	Amount
02/11/2021	V001188--MEDFORD SNYDER	609	188.50
02/11/2021	V001185--MICHAEL GRASSI	611	216.81
02/11/2021	V001181--WILLIAM MILLS JR	615	280.00
02/11/2021	V001187--NINA JAZMADARIAN	612	287.99
02/11/2021	V000131--CAGWIN AND DORWARD	602	244.00
02/11/2021	V000211--CREATIVE PLANT DESIGNS	603	202.33
02/11/2021	V001038--WORKCOMPEDI, INC.	616	300.00
02/11/2021	V000400--ISO SERVICES, INC.	605	219.60
02/11/2021	V000874--SITELOGIQ	613	756.50
02/11/2021	V001053--ZIX CORPORATION	617	9,161.59
02/16/2021	V001009--WALTER A SELLS		1,200.00
02/16/2021	V000723--PUBLIC EMPLOYEES RETIREMENT SYSTEM		9,885.12
02/16/2021	V000723--PUBLIC EMPLOYEES RETIREMENT SYSTEM		32,861.07
02/16/2021	V000163--CECILIA M. WUCHTER		50.00
02/16/2021	V000701--PETER KUCHINSKY II		191.00
02/16/2021	V000071--ATT MOBILITY		864.86
02/16/2021	V001141--AIRBO	Voided - 283	(15,000.00)
02/18/2021	V000074--BANK CARD CENTER		12,613.91
02/18/2021	V000848--SCHOLARSHARE COLLEGE SAVINGS PLAN		20.00
02/18/2021	V000848--SCHOLARSHARE COLLEGE SAVINGS PLAN		225.00
02/18/2021	V000848--SCHOLARSHARE COLLEGE SAVINGS PLAN		25.00
02/18/2021	V000848--SCHOLARSHARE COLLEGE SAVINGS PLAN		25.00
02/18/2021	V000297--EL DORADO IRRIGATION DISTRICT	628	200.00
02/18/2021	V000152--CARMICHAEL WATER DISTRICT	622	200.00
02/18/2021	V000868--SHRED-IT	645	75.00
02/18/2021	V000985--UNITED PARCEL SERVICE	647	246.38
02/18/2021	V001127--FIRST LOAN	630	50.00
02/18/2021	V000651--NORTH SAN JOAQUIN WATER	642	510.61
02/18/2021	V000986--UNITED STATES TREASURY	649	265.00
02/18/2021	V000202--COLUSA BASIN DRAINAGE DISTRICT	624	6,506.33
02/18/2021	V001199--GREGORY ARNOLD	633	2,780.68
02/18/2021	V001196--ESTHER SAENZ	629	34.00
02/18/2021	V001195--MATTHEW CARPENTER	640	29.45
02/18/2021	V001194--SHELLY THOMSEN	644	41.67
02/18/2021	V000033--AMANDA C SMITH	621	45.76
02/18/2021	V000527--LELA K BEATTY	638	48.56
02/18/2021	V001198--DIANNA MANN	627	57.77
02/18/2021	V001200--JIMMY LEVINGSTON	635	74.45
02/18/2021	V001204--MARGARET ALDEGUER	639	82.01
02/18/2021	V001202--MICHAEL TWEED	641	86.18
02/18/2021	V001205--CRAIG MAPES	625	180.00
02/18/2021	V001197--CRAIG PERCIVAL	626	197.27
02/18/2021	V001203--CAROLE ROBERTS	623	212.20
02/18/2021	V001201--JACQUELYN GAMBLE	634	296.73
02/18/2021	V001193--JOHN H WEED	636	343.00
02/18/2021	V000740--RANDALL J. REED	643	343.00
02/18/2021	V000453--JORGENSEN COMPANY	637	140.96
02/18/2021	V000985--UNITED PARCEL SERVICE	648	788.93
02/18/2021	V000943--THE KIPLINGER LETTER	646	199.00
02/18/2021	V001138--GET DUSTY INC	631	1,897.00
02/18/2021	V000355--GILBERT ASSOCIATES, INC.	632	6,000.00
02/18/2021	V001141--AIRBO	618	15,000.00

**JPIA**  
**Check Register**  
**2/1/2021 to 3/31/2021**

Date	Vendor	Document No	Amount
02/18/2021	V000026--ALLIANT INSURANCE SERVICES INC-	619	2,216.09
02/18/2021	V000026--ALLIANT INSURANCE SERVICES INC-	620	400.00
02/19/2021	V000403--JACQUELINE ANN RECH		900.00
02/19/2021	V000472--KAREN THESING		50.00
02/19/2021	V000700--PETER KORFHAGE		250.00
02/19/2021	V000428--JENNIFER LYNN NOGOSEK		50.00
02/19/2021	V000435--JESUS COTA		100.00
02/19/2021	V000592--MELODY A. HENRIQUES-McDONALD		670.00
02/19/2021	V000231--DAVID A DRAKE		343.00
02/19/2021	V000948--THOMAS A. CUQUET		670.00
02/19/2021	V000439--JOHN BRUCE RUPP		343.00
02/19/2021	V000338--FREDERICK R. BOCKMILLER JR		343.00
02/19/2021	V000249--DEBORAH JEAN KYBURZ		193.00
02/22/2021	V000026--ALLIANT INSURANCE SERVICES INC-		43,257.65
02/22/2021	V000702--PFM ASSET MANAGEMENT, LLC.		6,325.55
02/22/2021	V001008--WALNUT VALLEY WATER DISTRICT	Voided - 614	(950.00)
02/25/2021	V000534--LINCOLN FINANCIAL GROUP		2,130.77
02/25/2021	V000848--SCHOLARSHARE COLLEGE SAVINGS PLAN		295.00
02/25/2021	V000986--UNITED STATES TREASURY	666	265.00
02/25/2021	V001127--FIRST LOAN	655	50.00
02/25/2021	V000901--STANDARD INSURANCE COMPANY 1	662	4,358.54
02/25/2021	V001087--JILLIAN SCIANCALEPORE	657	15.40
02/25/2021	V000984--U.S. POSTAL SERVICE(HASLER)	664	3,000.00
02/25/2021	V001018--WESA	667	300.00
02/25/2021	V000860--SECRETARY OF STATE	660	1.00
02/25/2021	V000985--UNITED PARCEL SERVICE	665	104.74
02/25/2021	V001207--KENNETH MARKISON	658	350.00
02/25/2021	V001209--ALLISON TONG	652	80.34
02/25/2021	V001097--ISAAC A EDELMAN	656	383.60
02/25/2021	V001210--ALEX VUE	651	96.95
02/25/2021	V001206--RICHARD OJEDA	659	41.52
02/25/2021	V000196--CLARK PEST CONTROL	654	90.00
02/25/2021	V001208--STEVEN RICO SR	663	194.58
02/25/2021	V001211--SHELBY BENTZ MD	661	190.51
02/25/2021	V000011--ACWA	650	20,000.00
02/25/2021	V001041--XEROX CORPORATION	668	2,230.27
02/25/2021	V001090--CANON FINANCIAL SERVICES INC	653	1,510.98
02/26/2021	V000929--SYLVIA ROBINSON		2,250.00
02/26/2021	V000294--EDWARD G. GLADBACH		997.00
03/01/2021	V000723--PUBLIC EMPLOYEES RETIREMENT SYSTEM		33,122.29
03/01/2021	V000723--PUBLIC EMPLOYEES RETIREMENT SYSTEM		9,885.12
03/02/2021	V000099--BLUEPAY		94.90
03/04/2021	V000297--EL DORADO IRRIGATION DISTRICT	673	100.00
03/04/2021	V001215--THOMAS LIZARDI	685	482.94
03/04/2021	V001173--OTAY WATER DISTRICT	678	100.00
03/04/2021	V000996--VALLEY FIRE AND SECURITY ALARMS,INC	687	70.00
03/04/2021	V000327--FIRST ALARM SECURITY AND PATROL INC	674	283.25
03/04/2021	V000355--GILBERT ASSOCIATES, INC.	675	9,000.00
03/04/2021	V001038--WORKCOMPEDI, INC.	688	300.00
03/04/2021	V000750--REDLINE COURIER SERVICE INC	681	992.80
03/04/2021	V000190--CISCO SYSTEMS INC	672	913.76
03/04/2021	V000124--BURKETTS OFFICE SUPPLIES, INC.	671	750.94

**JPIA**  
**Check Register**  
**2/1/2021 to 3/31/2021**

Date	Vendor	Document No	Amount
03/04/2021	V000985--UNITED PARCEL SERVICE	686	509.10
03/04/2021	V000874--SITELOGIQ	684	1,000.00
03/04/2021	V001087--JILLIAN SCIANCALEPORE	676	5.60
03/04/2021	V001214--ROBERT JOHNSON	682	161.58
03/04/2021	V001212--RACHEL PASO	679	146.10
03/04/2021	V001213--LINDA CHAMBERS	677	26.65
03/04/2021	V000045--ANDREW MORRIS	670	343.00
03/04/2021	V000853--SCOTT H. QUADY	683	343.00
03/04/2021	V000740--RANDALL J. REED	680	343.00
03/04/2021	V000022--ALHAMBRA	669	12.00
03/05/2021	V001144--XL INSURANCE AMERICA INC		930,690.76
03/05/2021	V000226--DANIEL STEELE		50.00
03/05/2021	V000403--JACQUELINE ANN RECH		300.00
03/05/2021	V000472--KAREN THESING		50.00
03/05/2021	V000592--MELODY A. HENRIQUES-McDONALD		1,029.00
03/05/2021	V000294--EDWARD G. GLADBACH		50.00
03/05/2021	V000846--SARAH CRAWFORD		50.00
03/05/2021	V000948--THOMAS A. CUQUET		686.00
03/05/2021	V000231--DAVID A DRAKE		343.00
03/05/2021	V000526--LEE S. PATTON		100.00
03/08/2021	V000194--CITY OF ROSEVILLE		2,304.97
03/09/2021	V000703--PG and E		1,581.92
03/09/2021	V000204--CONSOLIDATED COMMUNICATIONS		2,014.46
03/10/2021	V000928--SWEETWATER AUTHORITY	866	546,574.49
03/10/2021	V001006--VISTA IRRIGATION DISTRICT	875	316,348.35
03/10/2021	V000378--HELIX WATER DISTRICT	825	304,987.16
03/10/2021	V000887--SOUTH COAST WATER DISTRICT	862	237,919.41
03/10/2021	V001025--WESTERN MUNICIPAL WATER DISTRICT	880	203,761.44
03/10/2021	V000657--ORANGE COUNTY WATER DISTRICT	840	200,126.47
03/10/2021	V000993--VALLECITOS WATER DISTRICT	872	149,764.15
03/10/2021	V000359--GOLETA WATER DISTRICT	824	142,819.89
03/10/2021	V000832--SAN LUIS AND DELTA-MENDOTA WATER AUTHORITY	854	139,826.67
03/10/2021	V000598--MESA WATER DISTRICT	837	127,945.02
03/10/2021	V001043--YORBA LINDA WATER DISTRICT	882	127,932.88
03/10/2021	V000356--GLENN-COLUSA IRRIGATION DISTRICT	823	123,122.23
03/10/2021	V000840--SANTA FE IRRIGATION DISTRICT	856	111,601.24
03/10/2021	V000560--MAMMOTH COMMUNITY WATER DISTRICT	835	110,491.41
03/10/2021	V000676--PARADISE IRRIGATION DISTRICT	843	109,949.15
03/10/2021	V001008--WALNUT VALLEY WATER DISTRICT	876	108,555.61
03/10/2021	V000888--SOUTH FEATHER WATER & POWER AGENCY	863	107,722.82
03/10/2021	V000268--DESERT WATER AGENCY	816	105,077.75
03/10/2021	V000485--KERN COUNTY WATER AGENCY	829	102,876.39
03/10/2021	V000994--VALLEY CENTER MUNICIPAL WATER DISTRICT	873	96,613.95
03/10/2021	V000880--SOLANO IRRIGATION DISTRICT	860	96,083.89
03/10/2021	V000516--LAS VIRGENES MUNICIPAL WD	833	83,070.66
03/10/2021	V000212--CRESCENTA VALLEY WATER DISTRICT	814	76,849.55
03/10/2021	V000306--ELSINORE VALLEY MUNICIPAL WATER DISTRICT	819	73,122.61
03/10/2021	V000736--RAMONA MUNICIPAL WATER DISTRICT	848	69,863.25
03/10/2021	V000147--CAMROSA WATER DISTRICT	806	67,940.27
03/10/2021	V000051--ANTELOPE VALLEY-EAST KERN WATER AGENCY	792	65,497.84
03/10/2021	V000747--RECLAMATION DISTRICT #108	850	64,945.67
03/10/2021	V000831--SAN JUAN WATER DISTRICT	853	63,691.06

**JPIA**  
**Check Register**  
**2/1/2021 to 3/31/2021**

Date	Vendor	Document No	Amount
03/10/2021	V001029--WHEELER RIDGE-MARICOPA WSD	881	58,435.92
03/10/2021	V000669--PALMDALE WATER DISTRICT	842	56,629.18
03/10/2021	V000298--EL TORO WATER DISTRICT	818	54,186.57
03/10/2021	V000082--BELLA VISTA WATER DISTRICT	796	53,001.35
03/10/2021	V000477--KAWEAH DELTA WATER	828	52,671.23
03/10/2021	V000385--HUMBOLDT BAY MUNICIPAL	826	52,077.62
03/10/2021	V000031--ALTA IRRIGATION DISTRICT	790	49,280.70
03/10/2021	V000012--ACWA JPIA	789	45,856.64
03/10/2021	V001045--YUIMA MUNICIPAL WATER DISTRICT	883	45,658.09
03/10/2021	V001019--WEST BASIN MUNICIPAL WATER DISTRICT	878	44,728.72
03/10/2021	V000127--BYRON BETHANY IRRIGATION DISTRICT	802	44,069.69
03/10/2021	V000748--RECLAMATION DISTRICT #1500	851	43,323.69
03/10/2021	V000978--TULARE IRRIGATION DISTRICT	871	42,259.54
03/10/2021	V000565--MARINA COAST WATER DISTRICT	836	41,994.64
03/10/2021	V000937--TEHACHAPI-CUMMINGS COUNTY WATER DISTRICT	867	39,516.74
03/10/2021	V000763--RINCON DEL DIABLO	852	37,742.46
03/10/2021	V000152--CARMICHAEL WATER DISTRICT	807	37,049.85
03/10/2021	V000083--BELRIDGE WATER STORAGE DISTRICT	797	35,785.91
03/10/2021	V000618--MISSION HILLS COMMUNITY SERVICES DISTRICT	838	35,236.97
03/10/2021	V000353--GEORGETOWN DIVIDE PUBLIC	822	35,099.35
03/10/2021	V000386--HUMBOLDT COMMUNITY SERVICES DIST	827	34,183.56
03/10/2021	V000201--COASTSIDE COUNTY WATER DISTRICT	812	33,622.79
03/10/2021	V000857--SCOTTS VALLEY WATER DISTRICT	858	32,401.26
03/10/2021	V000506--LA CANADA IRRIGATION DISTRICT	831	30,108.25
03/10/2021	V000496--KINGS RIVER CONSERVATION DISTRICT	830	30,004.35
03/10/2021	V000343--FRIANT WATER AUTHORITY	821	29,214.50
03/10/2021	V000939--TERRA BELLA IRRIGATION DISTRICT	868	27,775.50
03/10/2021	V000038--AMERICAN RIVER FLOOD CONTROL DISTRICT	791	27,647.73
03/10/2021	V000970--TRABUCO CANYON WATER DISTRICT	870	27,589.12
03/10/2021	V000080--BEAUMONT-CHERRY VALLEY WD	795	26,437.72
03/10/2021	V000914--STOCKTON EAST WATER DISTRICT	865	25,960.66
03/10/2021	V000885--SOQUEL CREEK WATER DISTRICT	861	23,207.18
03/10/2021	V000957--THREE VALLEYS MWD	869	22,559.56
03/10/2021	V000833--SAN LUIS WATER DISTRICT	855	22,452.47
03/10/2021	V000507--LA HABRA HEIGHTS COUNTY	832	22,282.44
03/10/2021	V000126--BUTTE WATER DISTRICT	801	21,100.88
03/10/2021	V000087--BERRENDA MESA WATER DISTRICT	798	21,088.05
03/10/2021	V000291--EAST CONTRA COSTA IRRIGATION DISTRICT	817	21,073.72
03/10/2021	V000744--RECLAMATION DISTRICT # 2068	849	20,458.82
03/10/2021	V000119--BROWNS VALLEY IRRIGATION DISTRICT	800	20,435.57
03/10/2021	V000130--CACHUMA OPERATION AND MAINTENANCE BOARD	803	19,913.91
03/10/2021	V000205--CONSOLIDATED IRRIGATION DISTRICT	813	19,837.83
03/10/2021	V000156--CARPINTERIA VALLEY WATER DISTRICT	808	18,775.67
03/10/2021	V000192--CITRUS HEIGHTS WATER DISTRICT	811	18,659.43
03/10/2021	V000726--PURISSIMA HILLS WATER DISTRICT	846	18,462.45
03/10/2021	V000250--DEL PASO MANOR WATER DISTRICT	815	17,989.91
03/10/2021	V000075--BANTA-CARBONA IRRIGATION DISTRICT	793	17,238.67
03/10/2021	V000133--CALAVERAS COUNTY WATER DISTRICT	804	17,116.36
03/10/2021	V000105--BOLINAS COMMUNITY PUBLIC UTILITY DISTRICT	799	17,079.99
03/10/2021	V000168--CENTRAL COAST WATER AUTHORITY	809	16,664.74
03/10/2021	V000695--PEBBLE BEACH COMMUNITY SERVICES DST	844	15,615.89
03/10/2021	V001014--WATER REPLENISHMENT DISTRICT OF SOUTHERN CALIFORNIA	877	15,593.77

**JPIA**  
**Check Register**  
**2/1/2021 to 3/31/2021**

Date	Vendor	Document No	Amount
03/10/2021	V000705--PICO WATER DISTRICT	845	15,230.73
03/10/2021	V000729--QUARTZ HILL WATER DISTRICT	847	15,177.41
03/10/2021	V000844--SANTA YNEZ RIVER WATER CONSERVATION IMPROVEMENT DISTRICT NO. 1	857	14,542.43
03/10/2021	V000341--FRESNO METROPOLITAN	820	14,500.16
03/10/2021	V000134--CALAVERAS PUBLIC UTILITY DISTRICT	805	14,119.06
03/10/2021	V000179--CHOWCHILLA WATER DISTRICT	810	13,886.30
03/10/2021	V000891--SOUTH SUTTER WATER DISTRICT	864	13,642.69
03/10/2021	V000998--VANDENBERG VILLAGE CSD	874	13,442.36
03/10/2021	V000620--MOJAVE PUBLIC UTILITY DISTRICT	839	13,329.83
03/10/2021	V001024--WESTERN CANAL WATER DISTRICT	879	12,865.03
03/10/2021	V000659--ORCHARD DALE WATER DISTRICT	841	12,611.06
03/10/2021	V000863--SERRANO WATER DISTRICT	859	11,994.01
03/10/2021	V000541--LITTLEROCK CREEK IRRIGATION DIST	834	11,461.32
03/10/2021	V000076--BARD WATER DISTRICT	794	9,851.37
03/10/2021	V000625--MONTARA WATER AND SANITARY DISTRICT	734	9,838.42
03/10/2021	V000803--ROWLAND WATER DISTRICT	756	9,526.35
03/10/2021	V000047--ANGIOLA WATER DISTRICT	690	9,405.62
03/10/2021	V000979--TULARE LAKE BASIN WATER STORAGE DISTRICT	780	8,676.78
03/10/2021	V000323--FAIR OAKS WATER DISTRICT	712	8,360.61
03/10/2021	V000913--STINSON BEACH COUNTY WATER DISTRICT	775	8,301.41
03/10/2021	V000825--SAN GABRIEL COUNTY WATER DISTRICT	761	8,220.38
03/10/2021	V000821--SAN DIEGO COUNTY WATER AUTHORITY	760	8,150.00
03/10/2021	V000499--KINNELOA IRRIGATION DISTRICT	722	7,955.08
03/10/2021	V001050--YOLO COUNTY FLOOD CONTROL	788	7,834.74
03/10/2021	V000711--PLEASANT VALLEY COUNTY WATER DIST.	743	7,664.69
03/10/2021	V000513--LAKESIDE WATER DISTRICT	724	7,633.22
03/10/2021	V000251--DELANO-EARLIMART IRRIGATION DISTRICT	707	7,016.87
03/10/2021	V000819--SAN BENITO COUNTY WATER DISTRICT	759	7,003.09
03/10/2021	V000872--SIERRA LAKES COUNTY WATER DISTRICT	770	6,472.97
03/10/2021	V001016--WEAVERVILLE COMMUNITY SERVICES DIST	783	6,138.27
03/10/2021	V000611--MIDWAY HEIGHTS COUNTY WATER DISTRICT	731	6,007.91
03/10/2021	V000684--PATTERSON IRRIGATION DISTRICT	741	5,851.76
03/10/2021	V000761--RICHVALE IRRIGATION DISTRICT	754	5,542.21
03/10/2021	V000286--DUNNIGAN WATER DISTRICT	710	5,133.67
03/10/2021	V000666--PAJARO VALLEY WATER	740	4,420.35
03/10/2021	V000847--SAUCELITO IRRIGATION DISTRICT	766	4,408.31
03/10/2021	V000827--SAN GORGONIO PASS WATER AGENCY	763	4,171.67
03/10/2021	V000650--NORTH OF THE RIVER MWD	736	4,127.99
03/10/2021	V000285--DUDLEY RIDGE WATER DISTRICT	709	3,913.58
03/10/2021	V000947--THERMALITO WATER AND SEWER DISTRICT	777	3,870.74
03/10/2021	V000764--RIO ALTO WATER DISTRICT	755	3,441.40
03/10/2021	V000889--SOUTH MONTEBELLO IRRIGATION DIST.	772	3,075.29
03/10/2021	V000991--UTICA WATER AND POWER AUTHORITY	781	2,947.41
03/10/2021	V000738--RAND COMMUNITIES WATER DISTRICT	747	2,771.84
03/10/2021	V000624--MONTAGUE WATER CONSERVATION DIST.	733	2,588.91
03/10/2021	V000165--CENTERVILLE COMMUNITY SERVICES DIST.	700	2,476.43
03/10/2021	V000329--FOOTHILL MUNICIPAL WATER DISTRICT	714	2,343.66
03/10/2021	V000203--COLUSA COUNTY WATER DISTRICT	703	2,332.55
03/10/2021	V000063--AROMAS WATER DISTRICT	693	2,328.51
03/10/2021	V000717--Porterville Irrigation District	745	2,299.33
03/10/2021	V000661--OROSI PUBLIC UTILITY DISTRICT	738	2,239.08

**JPIA**  
**Check Register**  
**2/1/2021 to 3/31/2021**

Date	Vendor	Document No	Amount
03/10/2021	V000326--FEATHER WATER DISTRICT	713	2,118.64
03/10/2021	V000107--BORREGO WATER DISTRICT	696	2,061.87
03/10/2021	V000557--MAINE PRAIRIE WATER DISTRICT	729	1,998.90
03/10/2021	V000198--CLEAR CREEK COMMUNITY SERVICE DISTRICT	702	1,967.03
03/10/2021	V000358--GOLDEN HILLS COMMUNITY	718	1,918.56
03/10/2021	V000752--Regional Water Authority	753	1,843.96
03/10/2021	V000972--TRANQUILLITY IRRIGATION DISTRICT	778	1,818.50
03/10/2021	V000519--LAYTONVILLE COUNTY WATER DISTRICT	725	1,747.00
03/10/2021	V000558--MAJESTIC PINES COMMUNITY SERVICES DISTRICT	730	1,594.77
03/10/2021	V001017--WEOTT COMMUNITY SERVICES DISTRICT	784	1,571.90
03/10/2021	V000029--ALPAUGH COMMUNITY SERVICES DISTRICT	689	1,529.11
03/10/2021	V000648--NORTH DELTA WATER AGENCY	735	1,326.87
03/10/2021	V000058--APPLE VALLEY FOOTHILL COUNTY WATER DISTRICT	692	1,270.30
03/10/2021	V000498--KINGS RIVER WATER DISTRICT	721	1,253.83
03/10/2021	V001040--Wynola Water District	787	1,142.10
03/10/2021	V000554--Madera Water District	728	1,128.78
03/10/2021	V000169--CENTRAL SAN JOAQUIN WCD	701	1,084.42
03/10/2021	V000883--SONOMA MOUNTAIN COUNTY WATER DISTRICT	771	889.00
03/10/2021	V000751--REDWOOD VALLEY COUNTY WATER DIST.	752	845.70
03/10/2021	V001020--WEST ORANGE COUNTY WATER BOARD	785	844.60
03/10/2021	V000735--RAMIREZ WATER DISTRICT	746	836.69
03/10/2021	V000209--CORNING WATER DISTRICT	704	826.47
03/10/2021	V000826--SAN GABRIEL VALLEY MUNICIPAL WATER DISTRICT	762	821.43
03/10/2021	V000544--LOS ALAMOS CSD	727	795.42
03/10/2021	V000617--MILLVIEW COUNTY WATER DISTRICT	732	753.32
03/10/2021	V000213--CRESTLINE - LAKE ARROWHEAD WATER AGENCY	705	650.53
03/10/2021	V000830--SAN JUAN RIDGE COUNTY WATER DISTRICT	764	608.83
03/10/2021	V000339--FREE WATER COUNTY WATER DISTRICT	715	548.25
03/10/2021	V000144--CALPELLA COUNTY WATER DISTRICT	698	537.30
03/10/2021	V000106--BORON COMMUNITY SERVICES DISTRICT	695	527.53
03/10/2021	V000871--Sierra Highlands Community Services District	769	504.42
03/10/2021	V000118--Brophy Water District	697	495.95
03/10/2021	V000357--GLIDE WATER DISTRICT	717	494.07
03/10/2021	V000749--RECLAMATION DISTRICT No. 2047	751	468.32
03/10/2021	V000856--SCOTT VALLEY IRRIGATION DISTRICT	767	460.10
03/10/2021	V000707--PINYON PINES COUNTY WATER DISTRICT	742	446.22
03/10/2021	V001190--RECLAMATION DISTRICT NO. 1606	750	407.76
03/10/2021	V000804--Rural North Vacaville Water District	757	401.48
03/10/2021	V000478--KAWEAH RIVER POWER AUTHORITY	720	378.48
03/10/2021	V000713--Pomona-Walnut-Rowland JWLC	744	373.48
03/10/2021	V000284--DUCOR COMMUNITY SERVICES DISTRICT	708	372.47
03/10/2021	V000520--LE GRAND-ATHLONE WATER DISTRICT	726	363.48
03/10/2021	V000307--EMPIRE WEST SIDE IRRIGATION DISTRICT	711	363.48
03/10/2021	V000845--Santiago Aqueduct Commission	765	363.48
03/10/2021	V000813--Sacramento Groundwater Authority	758	363.48
03/10/2021	V000651--NORTH SAN JOAQUIN WATER	737	363.47
03/10/2021	V001028--Wheeler Crest Community Services District	786	362.48
03/10/2021	V000662--PACHECO WATER DISTRICT	739	356.47
03/10/2021	V001052--RECLAMATION DISTRICT # 744	749	351.47
03/10/2021	V000247--Deer Creek & Tule River Authority	706	315.79
03/10/2021	V000146--Camp Far West Irrigation District	699	302.79
03/10/2021	V000745--RECLAMATION DISTRICT # 307	748	296.79

**JPIA**  
**Check Register**  
**2/1/2021 to 3/31/2021**

Date	Vendor	Document No	Amount
03/10/2021	V001007--W.H. Wilbur Reclamation District No. 825	782	296.79
03/10/2021	V000049--Antelope Valley State Water Contractors Association	691	289.79
03/10/2021	V000895--South Yuba Water District	773	289.79
03/10/2021	V000503--Knights Landing Ridge Drainage District	723	278.84
03/10/2021	V000975--TRI-VALLEY WATER DISTRICT	779	251.79
03/10/2021	V000896--Southern California Water Bank Authority	774	243.79
03/10/2021	V000870--Sierra County Waterworks District No. 1 (Calpine)	768	239.79
03/10/2021	V000398--IRVINE RANCH WATER DISTRICT	719	140.00
03/10/2021	V000917--Suisun-Solano Water Authority	776	49.78
03/10/2021	V000104--BODEGA BAY PUBLIC UTILITY DISTRICT	694	37.46
03/10/2021	V000342--FRIANT POWER AUTHORITY	716	24.37
03/11/2021	V000693--PAYLOCITY CORPORATION		2,457.63
03/11/2021	V000848--SCHOLARSHARE COLLEGE SAVINGS PLAN		295.00
03/11/2021	V000534--LINCOLN FINANCIAL GROUP		2,130.77
03/11/2021	V000986--UNITED STATES TREASURY	910	265.00
03/11/2021	V000131--CAGWIN AND DORWARD	902	244.00
03/11/2021	V001127--FIRST LOAN	905	50.00
03/11/2021	V001215--THOMAS LIZARDI	908	42.47
03/11/2021	V000192--CITRUS HEIGHTS WATER DISTRICT	903	100.00
03/11/2021	V000985--UNITED PARCEL SERVICE	909	150.77
03/11/2021	V000874--SITELOGIQ	907	3,656.44
03/11/2021	V000492--KEVIN J. CUTIGNI	906	971.21
03/11/2021	V000211--CREATIVE PLANT DESIGNS	904	170.00
03/11/2021	V000026--ALLIANT INSURANCE SERVICES INC-	885	400.00
03/11/2021	V000026--ALLIANT INSURANCE SERVICES INC-	892	800.00
03/11/2021	V000026--ALLIANT INSURANCE SERVICES INC-	888	800.00
03/11/2021	V000026--ALLIANT INSURANCE SERVICES INC-	893	800.00
03/11/2021	V000026--ALLIANT INSURANCE SERVICES INC-	897	400.00
03/11/2021	V000026--ALLIANT INSURANCE SERVICES INC-	887	400.00
03/11/2021	V000026--ALLIANT INSURANCE SERVICES INC-	890	400.00
03/11/2021	V000026--ALLIANT INSURANCE SERVICES INC-	886	800.00
03/11/2021	V000026--ALLIANT INSURANCE SERVICES INC-	891	531.00
03/11/2021	V000026--ALLIANT INSURANCE SERVICES INC-	894	400.00
03/11/2021	V000026--ALLIANT INSURANCE SERVICES INC-	895	400.00
03/11/2021	V000026--ALLIANT INSURANCE SERVICES INC-	900	400.00
03/11/2021	V000026--ALLIANT INSURANCE SERVICES INC-	899	400.00
03/11/2021	V000026--ALLIANT INSURANCE SERVICES INC-	898	400.00
03/11/2021	V000026--ALLIANT INSURANCE SERVICES INC-	889	400.00
03/11/2021	V000026--ALLIANT INSURANCE SERVICES INC-	901	400.00
03/11/2021	V000026--ALLIANT INSURANCE SERVICES INC-	896	800.00
03/11/2021	V000026--ALLIANT INSURANCE SERVICES INC-	884	100.00
03/12/2021	V000428--JENNIFER LYNN NOGOSEK		50.00
03/12/2021	V000163--CECILIA M. WUCHTER		50.00
03/12/2021	V000785--ROBIN FLINT		200.00
03/12/2021	V000929--SYLVIA ROBINSON		375.00
03/15/2021	V001009--WALTER A SELLS		1,200.00
03/15/2021	V000723--PUBLIC EMPLOYEES RETIREMENT SYSTEM		33,122.29
03/15/2021	V000723--PUBLIC EMPLOYEES RETIREMENT SYSTEM		9,885.12
03/15/2021	V000071--ATT MOBILITY		778.36
03/18/2021	V000132--CAJPA	911	7,550.00
03/18/2021	V000196--CLARK PEST CONTROL	912	90.00
03/18/2021	V000985--UNITED PARCEL SERVICE	921	233.14



**JPIA**  
**Check Register**  
**2/1/2021 to 3/31/2021**

Date	Vendor	Document No	Amount
03/18/2021	V000956--THOR A BENZING	919	109.98
03/18/2021	V001087--JILLIAN SCIANCALEPORE	914	11.20
03/18/2021	V001216--TIM PACIFIC	920	65.02
03/18/2021	V001217--ROBERT SULLIVAN	916	430.65
03/18/2021	V001218--STEPHANIE GIRAUD	918	262.80
03/18/2021	V000868--SHRED-IT	917	75.00
03/18/2021	V000400--ISO SERVICES, INC.	913	488.00
03/18/2021	V000654--OCCU-MED, LTD.	915	25,037.10
03/19/2021	V000592--MELODY A. HENRIQUES-McDONALD		686.00
03/19/2021	V000439--JOHN BRUCE RUPP		343.00
03/19/2021	V000231--DAVID A DRAKE		343.00
03/19/2021	V000338--FREDERICK R. BOCKMILLER JR		343.00
03/19/2021	V000435--JESUS COTA		100.00
03/19/2021	V000526--LEE S. PATTON		100.00
03/22/2021	V000074--BANK CARD CENTER		8,586.72
03/23/2021	V000378--HELIX WATER DISTRICT	925	4,131.25
03/23/2021	V000080--BEAUMONT-CHERRY VALLEY WD	922	10,000.00
03/23/2021	V000558--MAJESTIC PINES COMMUNITY SERVICES DISTRICT	926	3,582.21
03/23/2021	V001021--West Stanislaus Irrigation District	932	10,000.00
03/23/2021	V000857--SCOTTS VALLEY WATER DISTRICT	930	10,000.00
03/23/2021	V000737--RANCHO CALIFORNIA WATER DISTRICT	928	10,000.00
03/23/2021	V000653--OAKDALE IRRIGATION DISTRICT	927	10,000.00
03/23/2021	V000822--SAN DIEGUITO WATER DISTRICT	929	10,000.00
03/23/2021	V000268--DESERT WATER AGENCY	924	10,000.00
03/23/2021	V000165--CENTERVILLE COMMUNITY SERVICES DIST.	923	10,000.00
03/23/2021	V000993--VALLECITOS WATER DISTRICT	931	10,000.00
03/24/2021	V000848--SCHOLARSHARE COLLEGE SAVINGS PLAN		295.00
03/24/2021	V000035--AMERICAN FUNDS GROUP		336.50
03/24/2021	V000534--LINCOLN FINANCIAL GROUP		2,130.77
03/24/2021	V000702--PFM ASSET MANAGEMENT, LLC.		5,722.27
03/25/2021	V000901--STANDARD INSURANCE COMPANY 1	941	4,358.54
03/25/2021	V000986--UNITED STATES TREASURY	944	265.00
03/25/2021	V001127--FIRST LOAN	936	45.47
03/25/2021	V000985--UNITED PARCEL SERVICE	943	321.68
03/25/2021	V001220--SIMON CAMBRA	940	30.00
03/25/2021	V001219--ROBERTA BRONSTEIN-WILSON	939	89.50
03/25/2021	V000132--CAJPA	934	99.00
03/25/2021	V000131--CAGWIN AND DORWARD	933	695.00
03/25/2021	V000740--RANDALL J. REED	938	343.00
03/25/2021	V001090--CANON FINANCIAL SERVICES INC	935	1,510.98
03/25/2021	V001041--XEROX CORPORATION	945	3,049.03
03/25/2021	V000599--MEYERS FOZI AND DWORK LLP	937	95.00
03/25/2021	V000955--THOMSON REUTERS - WEST PAYMENT CENTER	942	96.98
03/26/2021	V000375--HEALTH EQUITY		2,744.38
03/26/2021	V000294--EDWARD G. GLADBACH		50.00
03/26/2021	V000701--PETER KUCHINSKY II		100.00
03/26/2021	V000294--EDWARD G. GLADBACH		686.00
03/26/2021	V000681--PATRICIA SLAVEN-IRVIN		14.98
03/29/2021	V000723--PUBLIC EMPLOYEES RETIREMENT SYSTEM		9,885.12
03/29/2021	V000723--PUBLIC EMPLOYEES RETIREMENT SYSTEM		33,122.29
<b>Total for CBTGen_1961</b>			<b>7,740,813.76</b>

**JPIA**  
**Check Register**  
**2/1/2021 to 3/31/2021**

Date	Vendor	Document No	Amount
	<b>Bank: EBMEd_4591 - CB&amp;T Emp Ben ZBA Acct #4591</b>		
02/01/2021	V000052--ANTHEM BLUE CROSS OF CALIFORNIA		8,885.44
02/01/2021	V000052--ANTHEM BLUE CROSS OF CALIFORNIA		58,130.31
02/02/2021	V000052--ANTHEM BLUE CROSS OF CALIFORNIA		62,012.69
02/02/2021	V000052--ANTHEM BLUE CROSS OF CALIFORNIA		18,014.60
02/03/2021	V000052--ANTHEM BLUE CROSS OF CALIFORNIA		121,066.88
02/03/2021	V000052--ANTHEM BLUE CROSS OF CALIFORNIA		27,594.92
02/04/2021	V000052--ANTHEM BLUE CROSS OF CALIFORNIA		178,140.19
02/04/2021	V000052--ANTHEM BLUE CROSS OF CALIFORNIA		20,112.66
02/04/2021	V000052--ANTHEM BLUE CROSS OF CALIFORNIA		35,794.06
02/05/2021	V000052--ANTHEM BLUE CROSS OF CALIFORNIA		234,063.76
02/05/2021	V000052--ANTHEM BLUE CROSS OF CALIFORNIA		40,715.71
02/06/2021	V000052--ANTHEM BLUE CROSS OF CALIFORNIA		179,750.06
02/06/2021	V000052--ANTHEM BLUE CROSS OF CALIFORNIA		29,057.80
02/08/2021	V000052--ANTHEM BLUE CROSS OF CALIFORNIA		164,956.67
02/08/2021	V000052--ANTHEM BLUE CROSS OF CALIFORNIA		27,378.34
02/09/2021	V000052--ANTHEM BLUE CROSS OF CALIFORNIA		122,910.43
02/09/2021	V000052--ANTHEM BLUE CROSS OF CALIFORNIA		29,328.16
02/10/2021	V000052--ANTHEM BLUE CROSS OF CALIFORNIA		17,074.97
02/10/2021	V000052--ANTHEM BLUE CROSS OF CALIFORNIA		118,492.93
02/11/2021	V000052--ANTHEM BLUE CROSS OF CALIFORNIA		45,888.73
02/11/2021	V000052--ANTHEM BLUE CROSS OF CALIFORNIA		14,620.35
02/11/2021	V000052--ANTHEM BLUE CROSS OF CALIFORNIA		139,712.42
02/12/2021	V000052--ANTHEM BLUE CROSS OF CALIFORNIA		64,659.21
02/12/2021	V000052--ANTHEM BLUE CROSS OF CALIFORNIA		52,165.34
02/13/2021	V000052--ANTHEM BLUE CROSS OF CALIFORNIA		4,310.93
02/13/2021	V000052--ANTHEM BLUE CROSS OF CALIFORNIA		2,117.09
02/15/2021	V000052--ANTHEM BLUE CROSS OF CALIFORNIA		15,421.23
02/15/2021	V000052--ANTHEM BLUE CROSS OF CALIFORNIA		111,680.64
02/16/2021	V000052--ANTHEM BLUE CROSS OF CALIFORNIA		46,027.05
02/16/2021	V000052--ANTHEM BLUE CROSS OF CALIFORNIA		14,035.61
02/17/2021	V000052--ANTHEM BLUE CROSS OF CALIFORNIA		11,908.10
02/17/2021	V000052--ANTHEM BLUE CROSS OF CALIFORNIA		66,549.06
02/18/2021	V000052--ANTHEM BLUE CROSS OF CALIFORNIA		50,595.44
02/18/2021	V000052--ANTHEM BLUE CROSS OF CALIFORNIA		25,499.84
02/18/2021	V000052--ANTHEM BLUE CROSS OF CALIFORNIA		68,734.05
02/19/2021	V000052--ANTHEM BLUE CROSS OF CALIFORNIA		114,563.10
02/19/2021	V000052--ANTHEM BLUE CROSS OF CALIFORNIA		8,664.57
02/20/2021	V000052--ANTHEM BLUE CROSS OF CALIFORNIA		37,288.83
02/20/2021	V000052--ANTHEM BLUE CROSS OF CALIFORNIA		8,529.82
02/22/2021	V000052--ANTHEM BLUE CROSS OF CALIFORNIA		13,447.02
02/22/2021	V000052--ANTHEM BLUE CROSS OF CALIFORNIA		133,047.76
02/23/2021	V000052--ANTHEM BLUE CROSS OF CALIFORNIA		121,582.31
02/23/2021	V000052--ANTHEM BLUE CROSS OF CALIFORNIA		19,874.91
02/24/2021	V000052--ANTHEM BLUE CROSS OF CALIFORNIA		110,222.94
02/24/2021	V000052--ANTHEM BLUE CROSS OF CALIFORNIA		14,058.58
02/25/2021	V000052--ANTHEM BLUE CROSS OF CALIFORNIA		131,399.96
02/25/2021	V000052--ANTHEM BLUE CROSS OF CALIFORNIA		11,161.23
02/26/2021	V000052--ANTHEM BLUE CROSS OF CALIFORNIA		9,588.02
02/26/2021	V000052--ANTHEM BLUE CROSS OF CALIFORNIA		54,582.98
02/27/2021	V000052--ANTHEM BLUE CROSS OF CALIFORNIA		23,742.44
02/27/2021	V000052--ANTHEM BLUE CROSS OF CALIFORNIA		2,304.13

**JPIA**  
**Check Register**  
**2/1/2021 to 3/31/2021**

Date	Vendor	Document No	Amount
03/01/2021	V000052--ANTHEM BLUE CROSS OF CALIFORNIA		160,942.34
03/01/2021	V000052--ANTHEM BLUE CROSS OF CALIFORNIA		13,558.58
03/01/2021	V000052--ANTHEM BLUE CROSS OF CALIFORNIA		24,552.71
03/02/2021	V000052--ANTHEM BLUE CROSS OF CALIFORNIA		16,083.23
03/02/2021	V000052--ANTHEM BLUE CROSS OF CALIFORNIA		176,579.25
03/03/2021	V000052--ANTHEM BLUE CROSS OF CALIFORNIA		31,806.57
03/03/2021	V000052--ANTHEM BLUE CROSS OF CALIFORNIA		82,750.60
03/04/2021	V000052--ANTHEM BLUE CROSS OF CALIFORNIA		9,812.95
03/04/2021	V000052--ANTHEM BLUE CROSS OF CALIFORNIA		51,085.02
03/05/2021	V000052--ANTHEM BLUE CROSS OF CALIFORNIA		10,324.48
03/05/2021	V000052--ANTHEM BLUE CROSS OF CALIFORNIA		109,275.12
03/06/2021	V000052--ANTHEM BLUE CROSS OF CALIFORNIA		4,054.78
03/06/2021	V000052--ANTHEM BLUE CROSS OF CALIFORNIA		57,050.69
03/08/2021	V000052--ANTHEM BLUE CROSS OF CALIFORNIA		12,272.29
03/08/2021	V000052--ANTHEM BLUE CROSS OF CALIFORNIA		70,744.72
03/09/2021	V000052--ANTHEM BLUE CROSS OF CALIFORNIA		14,543.14
03/09/2021	V000052--ANTHEM BLUE CROSS OF CALIFORNIA		24,339.28
03/09/2021	V000052--ANTHEM BLUE CROSS OF CALIFORNIA		125,091.16
03/09/2021	V000052--ANTHEM BLUE CROSS OF CALIFORNIA		43,357.23
03/10/2021	V000052--ANTHEM BLUE CROSS OF CALIFORNIA		22,768.24
03/10/2021	V000052--ANTHEM BLUE CROSS OF CALIFORNIA		197,068.08
03/11/2021	V000052--ANTHEM BLUE CROSS OF CALIFORNIA		34,384.64
03/11/2021	V000052--ANTHEM BLUE CROSS OF CALIFORNIA		247,081.35
03/12/2021	V000052--ANTHEM BLUE CROSS OF CALIFORNIA		108,098.75
03/12/2021	V000052--ANTHEM BLUE CROSS OF CALIFORNIA		14,470.44
03/13/2021	V000052--ANTHEM BLUE CROSS OF CALIFORNIA		30,282.31
03/13/2021	V000052--ANTHEM BLUE CROSS OF CALIFORNIA		3,427.62
03/15/2021	V000052--ANTHEM BLUE CROSS OF CALIFORNIA		25,784.78
03/15/2021	V000052--ANTHEM BLUE CROSS OF CALIFORNIA		18,378.82
03/15/2021	V000052--ANTHEM BLUE CROSS OF CALIFORNIA		131,070.56
03/16/2021	V000052--ANTHEM BLUE CROSS OF CALIFORNIA		14,105.43
03/16/2021	V000052--ANTHEM BLUE CROSS OF CALIFORNIA		319,076.09
03/17/2021	V000052--ANTHEM BLUE CROSS OF CALIFORNIA		24,124.89
03/17/2021	V000052--ANTHEM BLUE CROSS OF CALIFORNIA		81,834.42
03/18/2021	V000052--ANTHEM BLUE CROSS OF CALIFORNIA		40,289.12
03/18/2021	V000052--ANTHEM BLUE CROSS OF CALIFORNIA		79,946.97
03/18/2021	V000052--ANTHEM BLUE CROSS OF CALIFORNIA		16,928.49
03/19/2021	V000052--ANTHEM BLUE CROSS OF CALIFORNIA		27,616.99
03/19/2021	V000052--ANTHEM BLUE CROSS OF CALIFORNIA		74,326.83
03/20/2021	V000052--ANTHEM BLUE CROSS OF CALIFORNIA		3,910.62
03/20/2021	V000052--ANTHEM BLUE CROSS OF CALIFORNIA		19,660.87
03/22/2021	V000052--ANTHEM BLUE CROSS OF CALIFORNIA		23,315.29
03/22/2021	V000052--ANTHEM BLUE CROSS OF CALIFORNIA		188,657.74
03/23/2021	V000052--ANTHEM BLUE CROSS OF CALIFORNIA		27,615.29
03/23/2021	V000052--ANTHEM BLUE CROSS OF CALIFORNIA		91,474.94
03/24/2021	V000052--ANTHEM BLUE CROSS OF CALIFORNIA		106,869.86
03/24/2021	V000052--ANTHEM BLUE CROSS OF CALIFORNIA		20,072.23
03/25/2021	V000052--ANTHEM BLUE CROSS OF CALIFORNIA		20,523.07
03/25/2021	V000052--ANTHEM BLUE CROSS OF CALIFORNIA		110,284.20
03/26/2021	V000052--ANTHEM BLUE CROSS OF CALIFORNIA		139,575.84
03/26/2021	V000052--ANTHEM BLUE CROSS OF CALIFORNIA		21,972.80
03/27/2021	V000052--ANTHEM BLUE CROSS OF CALIFORNIA		25,696.90

**JPIA**  
**Check Register**  
**2/1/2021 to 3/31/2021**

Date	Vendor	Document No	Amount
03/27/2021	V000052--ANTHEM BLUE CROSS OF CALIFORNIA		9,496.23
03/29/2021	V000052--ANTHEM BLUE CROSS OF CALIFORNIA		95,712.83
03/29/2021	V000052--ANTHEM BLUE CROSS OF CALIFORNIA		28,482.57
03/29/2021	V000052--ANTHEM BLUE CROSS OF CALIFORNIA		190,827.12
03/30/2021	V000052--ANTHEM BLUE CROSS OF CALIFORNIA		37,369.99
03/30/2021	V000052--ANTHEM BLUE CROSS OF CALIFORNIA		244,945.82
03/31/2021	V000052--ANTHEM BLUE CROSS OF CALIFORNIA		111,293.81
03/31/2021	V000052--ANTHEM BLUE CROSS OF CALIFORNIA		23,836.41
	<b>Total for EBMed_4591</b>		<b>7,132,347.66</b>
<b>Bank: EBGGen_7181 - CB&amp;T Emp Ben Main Acct #7181</b>			
02/02/2021	V000587--MEDIMPACT HEALTHCARE SYSTEMS INC		237,017.65
02/02/2021	V000587--MEDIMPACT HEALTHCARE SYSTEMS INC		122,043.28
02/03/2021	V000254--DELTA DENTAL INSURANCE COMPANY		221,840.61
02/05/2021	V000587--MEDIMPACT HEALTHCARE SYSTEMS INC		145,010.81
02/05/2021	V000587--MEDIMPACT HEALTHCARE SYSTEMS INC		293,296.00
02/10/2021	V001192--CARRUM HEALTH INC		29,356.38
02/10/2021	V001192--CARRUM HEALTH INC		39,995.04
02/10/2021	V000254--DELTA DENTAL INSURANCE COMPANY		231,619.61
02/11/2021	V000052--ANTHEM BLUE CROSS OF CALIFORNIA		2,470,205.81
02/11/2021	V000255--DeltaCare USA		4,451.64
02/11/2021	V000052--ANTHEM BLUE CROSS OF CALIFORNIA		6,826.30
02/11/2021	V001005--VISION SERVICE PLAN		15,802.38
02/11/2021	V000468--KAISER PERMANENTE - SOUTH		1,769,834.91
02/11/2021	V000467--KAISER PERMANENTE - NORTH		729,550.88
02/11/2021	V000052--ANTHEM BLUE CROSS OF CALIFORNIA		304,629.50
02/11/2021	V000903--STEALTH BENEFIT SOLUTIONS		178,865.64
02/11/2021	V001103--STANDARD LIFE INSURANCE		63,097.67
02/12/2021	V001192--CARRUM HEALTH INC		(39,995.04)
02/12/2021	V001192--CARRUM HEALTH INC		(29,356.38)
02/12/2021	V000587--MEDIMPACT HEALTHCARE SYSTEMS INC		261,081.89
02/12/2021	V000587--MEDIMPACT HEALTHCARE SYSTEMS INC		175,879.20
02/16/2021	V000587--MEDIMPACT HEALTHCARE SYSTEMS INC		834.39
02/16/2021	V000010--ACCESS		205.76
02/16/2021	V000587--MEDIMPACT HEALTHCARE SYSTEMS INC		52,122.28
02/17/2021	V000254--DELTA DENTAL INSURANCE COMPANY		228,673.66
02/17/2021	V001005--VISION SERVICE PLAN		117,028.11
02/17/2021	V001192--CARRUM HEALTH INC		29,356.38
02/17/2021	V001192--CARRUM HEALTH INC		39,995.04
02/23/2021	V000587--MEDIMPACT HEALTHCARE SYSTEMS INC		101,894.32
02/23/2021	V000587--MEDIMPACT HEALTHCARE SYSTEMS INC		238,445.38
02/24/2021	V000254--DELTA DENTAL INSURANCE COMPANY		191,128.18
02/25/2021	V000122--bswift		33,306.17
02/26/2021	V000026--ALLIANT INSURANCE SERVICES INC-		5,000.00
03/02/2021	V000587--MEDIMPACT HEALTHCARE SYSTEMS INC		244,975.57
03/02/2021	V000587--MEDIMPACT HEALTHCARE SYSTEMS INC		142,767.90
03/03/2021	V000254--DELTA DENTAL INSURANCE COMPANY		219,261.88
03/09/2021	V000587--MEDIMPACT HEALTHCARE SYSTEMS INC		167,097.77
03/09/2021	V000587--MEDIMPACT HEALTHCARE SYSTEMS INC		268,477.00
03/10/2021	V000903--STEALTH BENEFIT SOLUTIONS		176,420.38
03/10/2021	V000255--DeltaCare USA		8,762.45
03/10/2021	V001005--VISION SERVICE PLAN		15,754.86

**JPIA**  
**Check Register**  
**2/1/2021 to 3/31/2021**

<b>Date</b>	<b>Vendor</b>	<b>Document No</b>	<b>Amount</b>
03/10/2021	V001103--STANDARD LIFE INSURANCE		58,417.31
03/10/2021	V000468--KAISER PERMANENTE - SOUTH		1,787,093.72
03/10/2021	V000467--KAISER PERMANENTE - NORTH		730,018.54
03/10/2021	V000052--ANTHEM BLUE CROSS OF CALIFORNIA		301,030.14
03/10/2021	V000254--DELTA DENTAL INSURANCE COMPANY		229,120.25
03/10/2021	V000052--ANTHEM BLUE CROSS OF CALIFORNIA		2,443,948.96
03/10/2021	V000010--ACCESS		203.20
03/12/2021	V000375--HEALTH EQUITY		2,769.38
03/16/2021	V000587--MEDIMPACT HEALTHCARE SYSTEMS INC		121,229.93
03/16/2021	V000587--MEDIMPACT HEALTHCARE SYSTEMS INC		263,563.96
03/17/2021	V000254--DELTA DENTAL INSURANCE COMPANY		210,237.01
03/18/2021	V000052--ANTHEM BLUE CROSS OF CALIFORNIA		6,753.32
03/23/2021	V000587--MEDIMPACT HEALTHCARE SYSTEMS INC		120,373.64
03/23/2021	V000587--MEDIMPACT HEALTHCARE SYSTEMS INC		263,797.23
03/24/2021	V000254--DELTA DENTAL INSURANCE COMPANY		196,636.20
03/26/2021	V000026--ALLIANT INSURANCE SERVICES INC-		5,000.00
03/30/2021	V000587--MEDIMPACT HEALTHCARE SYSTEMS INC		102,997.79
03/30/2021	V000587--MEDIMPACT HEALTHCARE SYSTEMS INC		246,024.69
03/31/2021	V000254--DELTA DENTAL INSURANCE COMPANY		237,253.83
	<b>Total for EBGen_7181</b>		<b>16,839,030.36</b>