

# Executive Committee Meeting



YOUR BEST PROTECTION

ACWA JPIA Executive Conference Room  
2100 Professional Drive  
Roseville, CA 95661

Wednesday  
June 21, 2023  
8:00 a.m.

Chair: Melody A. McDonald, San Bernardino Valley Water Conservation District

Vice-Chair: David A. Drake, Rincon del Diablo Municipal Water District

Cathy Green, Orange County Water District, ACWA VP

Chris Kapheim, Kings River Conservation District

Szu Pei Lu-Yang, Rowland Water District

Scott Ratterman, Calaveras County Water District

Randall J. Reed, Cucamonga Valley Water District

J. Bruce Rupp, Humboldt Bay Municipal Water District

David Wheaton, Citrus Heights Water District

*Executive Committee Core Values*

**Trust | Integrity | Listen | Good of the Whole**



YOUR BEST PROTECTION

# EXECUTIVE COMMITTEE MEETING

## AGENDA

JPIA Executive Conference Room  
2100 Professional Drive  
Roseville, CA 95661

*Executive Committee Core Values*

*Trust | Integrity | Listen | Good of the Whole*

**Wednesday, June 21, 2023 – 8:00 a.m.**

**Zoom Link** Meeting ID: 661 516 2566; Password: 1234; Telephone No.: 1 (669) 900-6833

This meeting shall consist of a simultaneous Zoom teleconference call at the ACWA JPIA, 2100 Professional Drive, Roseville, CA 95661 and the following remote sites:

- Rupp, 229 Boyle Drive, Eureka

### **WELCOME**

### **CALL TO ORDER AND ANNOUNCEMENT OF QUORUM**

### **PLEDGE OF ALLEGIANCE**

### **EVACUATION PROCEDURES**

**ANNOUNCEMENT RECORDING OF MEETING** This meeting may be recorded to assist in preparation of minutes. Recordings will only be kept 30 days following the meeting, as mandated by the California Brown Act.

**PUBLIC COMMENT** Members of the public will be allowed to address the Executive Committee on any agenda item prior to the Committee's decision on the item. They will also be allowed to comment on any issues that they wish which may or may not be on the agenda. If anyone present wishes to be heard, please let the Chairman know.

### **INTRODUCTIONS**

### **ADDITIONS TO OR DELETIONS FROM THE AGENDA**

Presenter

Page#

#### **I. CONSENT AGENDA**

McDonald

- \* A. Approve the minutes of the May 8, 2023 meeting.

6

McDonald B. Ratify the JPIA disbursements of: Vendor payments, Employee Benefits claim payments, Payroll, and Summary of Confidential Claims payments for the Liability, Property, & Workers Compensation Programs: May 1-15, 2023; May 16-31, 2023, and June 1-15, 2023.

McDonald C. Approve an excused absence for any Executive Committee member.

**II. ADMINISTRATION**

McDonald A. Report on meetings attended on behalf of the JPIA.

Sells \* B. Review and take action on selection of the offices of President and Vice President of the Executive Committee and Board for a two-year term. **13**

Greenfield \* C. Review and take action on claims approval limits. **14**

Beatty \* D. Review Executive Committee's representation at ACWA Regional events. **16**

Beatty \* E. Review ACWA JPIA Contribution to ACWA Foundation. **17**

**III. PROGRAMS**

Nogosek/  
Bowles \* A. Significant claims report. **20**

Beatty \* B. Review and possibly take action on the Cyber renewal. **22**

**IV. PERSONNEL COMMITTEE**

McDonald \* A. Review and take action on recommendations of the Personnel Committee meeting held on June 8, 2023. Action items from this meeting include: **37**

- Approve new position and Salary Schedule
- Benefits Implementation for new employees
- Employee Vacation Accrual

**V. WORKERS' COMPENSATION PROGRAM COMMITTEE**

- Drake \* A. Review and take action on recommendations of the Workers' Compensation Program Committee meeting held on June 20, 2023. **39**  
 Action items from this meeting include:
- 2023-24 Memorandum of Workers' Compensation Coverage (MOWC)
  - 2023-24 Excess Insurance Renewal
  - July 1, 2023 Renewal Pricing

**VI. PROPERTY PROGRAM COMMITTEE**

- Kapheim \* A. Review and take action on recommendations of the Property Program Committee meeting held on June 20, 2022. **42**  
 Action items from this meeting include:
- 2023-24 Memorandum of Property Coverage (MOPC)
  - 2023-24 Reinsurance Renewal
  - July 1, 2023 Renewal Pricing

**VII. MEMBERSHIP**

A. Review and take action on membership applications.

		<u>Agency</u>	<u>TIVs/Payroll</u>	<u>Program</u>	
Watkins	*	Santa Margarita Water District	\$21,345,939	Worker's Comp	<b>44</b>
Watkins	*	San Diego County Water Authority	\$36,157,022 \$376,006,333 \$36,257,022	Liability Property Workers' Comp	<b>46</b>
Cruz	*	Lake Arrowhead Community Services District	\$5,751,175	Workers' Comp	<b>48</b>

**VIII. MISCELLANEOUS**

- McDonald A. Discuss future agenda items.
- Sells \* B. CEO update. **50**

- McDonald \* C. Review the availability of the Committee members for upcoming meeting: July 27, 2023.

**IX. CLOSED SESSION**

- A. Conference with Legal Counsel (tort liability losses, public liability losses/claims, or workers' compensation liability claims) – Pursuant to Government Code Sec. 54956.95.

- Nogosek 1. City of Victorville vs. Mojave WA, DOL 7/19/2018
- Nogosek 2. Bavaro Farming Co vs. Oakdale ID, DOL 8/4/2022
- Nogosek 3. PG&E, et al vs. Solano ID, DOL 6/23/2022
- Nogosek 4. Bianchi vs. Oakdale ID, DOL 5/31/2021
- Nogosek 5. Tapia vs. Monte Vista WD, DOL 2/4/2020
- Nogosek 6. Hernandez & Juarez vs. Madera ID, DOL 8/6/2020

**ADJOURN**

\*Related items enclosed.

**Americans with Disabilities Act** – The JPIA conforms to the protections and prohibitions contained in Section 202 of the Americans with Disabilities Act of 1990 and the Federal Rules and Regulations adopted in implementation thereof. A request for disability-related modification or accommodation, in order to participate in a public meeting of the JPIA, shall be made to: Chimene Camacho, Executive Assistant to the CEO, ACWA JPIA, PO Box 619082, Roseville, CA 95661-9082; telephone (916) 786-5742. The JPIA's normal business hours are Monday – Friday, 7:30 a.m. to 4:30 p.m. (Government Code Section 54954.2, subdivision. (a)(1).)

Written materials relating to an item on this Agenda that are distributed to the JPIA's Executive Committee within 72 hours before it is to consider the item at its regularly scheduled meeting will be made available for public inspection at ACWA JPIA, 2100 Professional Drive, Roseville, CA 95661-3700; telephone (916) 786-5742. The JPIA's normal business hours are Monday – Friday, 7:30 a.m. to 4:30 p.m.



## Executive Committee Meeting

Monterey Marriott  
350 Calle Principal  
Monterey, CA 93940

**May 8, 2023**

### MEMBERS PRESENT

---

Chair: Melody A. McDonald, San Bernardino Valley Water Conservation District

Vice-Chair: David Drake, Rincon del Diablo Municipal Water District

Fred R. Bockmiller, Mesa Water District

Cathy Green, Orange County Water District, ACWA VP

Brent Hastey, Yuba Water Agency

Chris Kapheim, Kings River Conservation District

Randall Reed, Cucamonga Valley Water District

J. Bruce Rupp, Humboldt Bay Municipal Water District

### MEMBERS ABSENT

---

None.

### STAFF PRESENT

---

See attendance list.

### OTHERS IN ATTENDANCE

---

See attendance list.

### WELCOME

---

Chair McDonald welcomed everyone in attendance.

### CALL TO ORDER AND ANNOUNCEMENT OF QUORUM

---

Chair McDonald called the meeting to order at 9:50 a.m. She announced there was a quorum.

### PLEDGE OF ALLEGIANCE/EVACUATION PROCEDURES

---

Chair McDonald led the Pledge of Allegiance and Mr. Sells gave the evacuation procedure instructions.

### ANNOUNCEMENT RECORDING OF MEETING

---

Chair McDonald announced that the meeting would be recorded to assist in preparation of minutes. Recordings are kept 30 days following the meeting, as mandated by the California Brown Act.

## **PUBLIC COMMENT**

---

Chair McDonald noted that, as the agenda stated, members of the public would be allowed to address the Executive Committee on any agenda item prior to the Committee's decision on that item. Comments on any issues on the agenda, or not on the agenda, were also welcomed.

## **INTRODUCTIONS**

---

Chair McDonald introduced the Executive Committee, staff, and others in attendance.

## **ADDITIONS TO OR DELETIONS FROM THE AGENDA**

---

Chair McDonald asked for any additions to, or deletions from, the agenda. There were none from staff.

## **CONSENT AGENDA**

---

Chair McDonald called for approval of the Consent Agenda:

M/S/C (Bockmiller/Green) (Bockmiller-Yes; Drake-Yes; Green-Yes; Kapheim-Yes; Reed-Yes; Rupp-Yes; McDonald-Yes): That the Executive Committee approve the minutes of the March 23, 2023 meeting; and ratify the JPIA disbursements of: Vendor Payments, Employee Benefits Claim Payments, Payroll, and summary of confidential claims payments for the Liability, Property, & Workers' Compensation Programs: March 16-31, 2023; April 1-15, 2023; and April 16-30, 2023.

## **ADMINISTRATION**

---

### Report on meetings attended on behalf of the JPIA

Director Drake reported on his visit to Vallecitos Water District with Mr. Sells and Ms. Beatty where they provided a JPIA update to the District's Board of Directors. A few other Directors reported they had attended similar presentations with Mr. Sells and Ms. Beatty as well.

### Introduction of JPIA Director of Member Outreach

Ms. Sells stated that the Director of Member Outreach position is a new position that will oversee the areas that touch the membership the most, ensuring that there is coordination and consistent messaging, and that the needs of members are met, efficiently and effectively. JPIA is pleased to announce the selection of Kevin Phillips as the new Director of Member Outreach. Mr. Phillips previously served as the Chair of the Finance Committee for ACWA JPIA when he was with Paradise Irrigation District. His most recent position prior to joining the JPIA was Town Manager with the Town of Paradise. Prior to that, Kevin served as Chief Financial Officer and General Manager at Paradise Irrigation District. Kevin is a Certified Public Accountant and holds a Bachelor of Science degree in Business Administration.

### Review of Upcoming Executive Committee Onboarding Workshop on June 14-15, 2023

Mr. Sells stated that an Executive Committee Onboarding Workshop will be held on June 14-15, 2023 at the JPIA offices in Roseville, California. Workshop presentations

will include a review of the Executive Committee Core Values, finance and pooled programs overviews, and department presentations.

#### Review and Take Action on AGRiP Recognition Application Approval

Mr. deBernardi noted that the Association of Governmental Risk Pools (AGRIP) has a program called the Advisory Standards Recognition which conducts a comprehensive review and evaluation of internal operational procedures. Pools that meet the Advisory Standards are granted Recognition for three years, assuring its governing body and its members that the pool is operating as effectively as they expect. It has been three years since the JPIA's most recent recognition by AGRIP and the JPIA is now in the process of renewing its recognition with AGRIP. The application process requires the JPIA's Executive Committee to approve the application and it must be signed by the Board President before submitting to AGRIP for review.

M/S/C (Rupp/Green) (Bockmiller-Yes; Drake-Yes; Green-Yes; Kapheim-Yes; Reed-Yes; Rupp-Yes; McDonald-Yes): That the Executive Committee approve the AGRIP Advisory Standards Recognition Application, as presented.

## **PROGRAMS**

---

#### Cyber Program Update and Review of Cyber Risk Management Options

Ms. Beatty noted that as of July 1, 2022, the Cyber Liability Program only provides coverage to members that have taken affirmative action to participate in the Program by completing an application and paying the premium. It is a fully insured program that renews on July 1 of every year. The JPIA has transitioned to a new broker, Aon, who had been the broker prior to 2020-21 and has also been the broker on the Liability and Workers' Compensation Programs since 2013. The transition will hopefully provide broader coverage and premium savings for the membership.

Ms. Beatty presented historical graphs on the Cyber program premiums and sublimits from the start of the program in 2016 through 2023. She noted that since technical cyber risk management services are outside of the scope of the JPIA's on-staff Risk Advisors, any risk management resources implemented would have to be outsourced and therefore will incur additional hard costs for the members. She presented two cyber risk management resources to assist the membership. KnowBe4 provides security awareness training to staff on a regular basis, including simulated phishing attacks. KYND provides cyber risk management services as an extension of the JPIA Risk Management staff. Their services include continuous cyber risk monitoring along with cyber risk support calls. Currently, JPIA is negotiating prices for these two cyber risk management resources to potentially be extended to members of the Cyber Liability Program, pending final pricing and approval by the Executive Committee.

The consensus of the Executive Committee was for staff to continue exploring these options and bring back a recommendation at the June meeting, along with pricing for the 2023-24 cyber policy.



## **CALIFORNIA WATER INSURANCE FUND**

---

Mr. Sells stated that the California Water Insurance Fund (CWIF) is required by Utah's Department of Insurance to hold at least one in-person meeting per fiscal year in the State of Utah. As such, the next CWIF Board meeting will be held in Salt Lake City, Utah on May 25, 2023. Agenda items for this meeting will include the elections of the new Chair and Vice-Chair, as well as an update from the CWIF Investment Advisor, PFM.

## **EMPLOYEE BENEFITS PROGRAM COMMITTEE**

---

Employee Benefits Program Committee Chair Rupp reported on the recommendations of the Employee Benefits Program Committee from their meeting held on April 26, 2023.

M/S/C (Rupp/Drake) (Bockmiller-Yes; Drake-Yes; Green-Yes; Kapheim-Yes; Reed-Yes; Rupp-Yes; McDonald-Yes): That the Executive Committee accept the Employee Benefits Program Committee recommendation to approve the Carrum incentive of \$250 to participants for being evaluated for surgery by Carrum Health, effective January 1, 2024.

M/S/C (Rupp/Green) (Bockmiller-Yes; Drake-Yes; Green-Yes; Kapheim-Yes; Reed-Yes; Rupp-Yes; McDonald-Yes): That the Executive Committee accept the Employee Benefits Program Committee recommendation to approve the new dental plan designs with a \$3,000 maximum benefit, effective January 1, 2024.

M/S/C (Rupp/Bockmiller) (Bockmiller-Yes; Drake-Yes; Green-Yes; Kapheim-Yes; Reed-Yes; Rupp-Yes; McDonald-Yes): That the Executive Committee accept the Employee Benefits Program Committee recommendation to approve the new vision plan designs that include prescription safety glasses, effective January 1, 2024.

M/S/C (Rupp/Kapheim) (Bockmiller-Yes; Drake-Yes; Green-Yes; Kapheim-Yes; Reed-Yes; Rupp-Yes; McDonald-Yes): That the Executive Committee accept the Employee Benefits Program Committee recommendation to approve using a target of \$34 million for the Employee Benefits Reserve Fund.

## **MEMBERSHIP**

---

### Review and Take Action on Membership Applications – Olivenhain Municipal Water District

Ms. Cruz provided a brief background on Olivenhain Municipal Water District's (OMWD) application for admission into the Property and Liability Programs. The District has participated in the Employee Benefits Program since 2012. OMWD is a Special District organized under Section 71000 of the California Water Code, and provides water, wastewater services, recycled water, local hydroelectricity, and the operation of Elfin

Forest Recreational Reserve. OMWD is a member of the San Diego County Water Authority (SDCWA) and obtains all of its purchased water supply from SDCWA.

A new member risk assessment was conducted in February 2023 to determine substantial conformance with the JPIA's Commitment to Excellence (C2E) Program, JPIA best practices, occupational safety and health standards, and consensus with public agency loss control methods. Ten OMWD sites were visited over the course of the two-day assessment. Sites visited were well maintained and secure. Overall, a favorable opinion was developed about the staff and operations of the OMWD.

Upon admission to the programs, a service plan will be implemented from July 2023 to June 2024 to complement the District's safety and risk management program with ACWA JPIA resources.

M/S/C (Drake/Green) (Bockmiller-Yes; Drake-Yes; Green-Yes; Kapheim-Yes; Reed-Yes; Rupp-Yes; McDonald-Yes): That the Executive Committee approve Olivenhain Municipal Water District's application for admission into the Liability and Property Programs.

#### Review and take action on Membership Applications – Rio Linda/Elverta Community Water District

Ms. Cruz provided a brief background on Rio Linda/Elverta Community Water District (RLECWD) application to join the Workers' Compensation Program. Currently, RLECWD is a member in good standing of the JPIA's Liability and Property Programs since 1986 and of the Employee Benefits Program since 2016. By joining the Workers' Compensation Program, the District is consolidating their coverage with the JPIA.

The Risk Management Department conducted a Risk Assessment to review the District's application and operations in accordance with the JPIA's Commitment to Excellence Program (C2E).

Upon admission to the Workers' Compensation Program, a service plan will be implemented from July 2023 to June 2024 to complement the District's safety and risk management program with ACWA JPIA resources.

M/S/C (Rupp/Reed) (Bockmiller-Yes; Drake-Yes; Green-Yes; Kapheim-Yes; Reed-Yes; Rupp-Yes; McDonald-Yes): That the Executive Committee approve Rio Linda/Elverta Community Water District's application for admission into the Workers' Compensation Program.

#### **MISCELLANEOUS**

---

##### Discuss future agenda items

None.

CEO update

Mr. Sells reported on the JPIA's current relevant issues, including the hiring of two new Directors and two new Managers. He also stated that after the Board meeting, there will be new Directors joining the Executive Committee.

Availability for next meeting: The Executive Committee is scheduled to meet for an Onboarding Workshop on June 14-15, 2023 and a regular meeting on June 21, 2023.

The Executive Committee meeting adjourned at 11:10 a.m.

Attest:

X

\_\_\_\_\_  
Melody McDonald  
Chair

X

\_\_\_\_\_  
Walter A. Sells  
Secretary

## **ATTENDEES & JPIA STAFF IN ATTENDANCE – MAY 8, 2023**

---

<b><u>District / Organization</u></b>	<b><u>First Name</u></b>	<b><u>Last Name</u></b>	<b><u>Position</u></b>
ACWA JPIA	Laura	Baryak	Administrative Assistant II
ACWA JPIA	Adrienne	Beatty	Assistant Executive Officer
ACWA JPIA	Erin	Bowles	Workers' Comp. Manager
ACWA JPIA	Chimene	Camacho	Executive Assistant (Recording Secretary)
ACWA JPIA	Sarah	Crawford	Training Manager
ACWA JPIA	David	deBernardi	Director of Finance
ACWA JPIA	Robin	Flint	Risk Control Manager
ACWA JPIA	Robert	Greenfield	General Counsel
ACWA JPIA	Molly	Quirk	Communications/Outreach Specialist
ACWA JPIA	Jillian	Sciancalepore	Workers' Comp. AA II
ACWA JPIA	Andy	Sells	Chief Executive Officer
ACWA JPIA	Tony	Waterford	HR Manager
ACWA JPIA	Sandra	Smith	Employee Benefits Manager
ACWA JPIA	Dan	Steele	Finance Manager
ACWA	Dave	Eggerton	Executive Director
ACWA	Tiffany	Giammona	Director of Member Outreach
Madera Irrigation District	Carl	Janzen	Director
San Juan Water District	Pamela	Tobin	Director
Santa Margarita Water District	Saundra	Jacobs	Director
Tahoe City Public Utilities District	John	Pang	Director
Valley Center Municipal Water District	Jim	Pugh	Alternate Director

**ACWA JPIA**  
**Selection of President and Vice President**  
**June 21, 2023**

**BACKGROUND**

JPIA governing documents state that the Executive Committee shall appoint a President and a Vice President of the Board of Directors from among the eight (8) Executive Committee members elected by the Board of Directors, as provided in the Bylaws. There shall be no limit to the number of two-year terms a person may serve as the President or the Vice President of the Board of Directors. The President of the Board, or the Vice President, in his or her absence, shall serve as the Chair of the Executive Committee.

**CURRENT SITUATION**

Every odd year, at the first Executive Committee meeting after Spring Conference, the Executive Committee shall appoint two of its members to serve two-year terms as President and Vice President of the Board of Directors.

**RECOMMENDATION**

That the Executive Committee appoint a President and Vice President to serve a two-year term of office, until the next Executive Committee election in 2025.

**ACWA JPIA**  
**Claims Approval Limits**  
**June 21, 2023**

**BACKGROUND**

On June 21, 2022, the Executive Committee approved the new approval limits for reserves, settlements and checks for the Liability & Property Claims Assistant, Senior Claims Adjuster, Lead Senior Claims Adjuster/Examiner, Claims Examiners, Claims Managers, General Counsel, Chief Executive Officer, Chair & Vice-chair, and Executive Committee.

**CURRENT SITUATION**

With the addition of new positions last year, JPIA management reviewed and re-evaluated the current approval limits and authority. The current and proposed limits (highlighted) are as follows:

**Workers' Compensation Claims Assistant (Medical Only)**

Reserve: \$3,500.00

**Workers' Compensation Lead Claims Examiner**

Reserve: \$100,000.00

Settlement: \$35,000.00

Check: \$15,000.00 (Authority is only when Workers' Compensation Manager is out of office)

**Workers' Compensation Senior Claims Examiner**

Reserve: \$100,000.00

Settlement: \$35,000.00

**Workers' Compensation Claims Manager**

Reserve: \$999,999.00

Settlement: \$50,000.00

Check: \$25,000.00

**Liability & Property Claims Assistant**

Reserve: \$25,000.00

Settlement: \$10,000.00

**Liability & Property Claims Adjuster**

Reserve: \$50,000.00

Settlement: \$15,000.00

**Liability & Property Senior Claims Adjuster**

Reserve: \$100,000.00

Settlement: \$25,000.00

**Liability & Property Lead Senior Claims Adjuster**

Reserve: \$100,000.00  
Settlement: \$35,000.00  
Check: \$15,000.00 when manager is out of the office

**Liability & Property Claims Manager**

Reserve: \$999,999.00  
Settlement: \$50,000.00  
Check: \$25,000.00

**General Counsel**

Reserve: \$999,999.00  
Settlement: \$75,000.00  
Check: \$50,000.00

**Assistant Executive Officer**

Reserve: \$2,500,000.00  
Settlement: \$75,000.00  
Check: \$100,000.00

**Chief Executive Officer**

Reserve: No limit  
Settlement: \$100,000.00  
Check: No limit

**Executive Committee Chair & Vice Chair**

Settlement: \$150,000.00

**Executive Committee**

Settlement: All settlements greater than \$150,000.00

**Director of Finance or Assistant Executive Officer**

Check: When CEO is out of office, unlimited check authority

**RECOMMENDATION**

That the Executive Committee approve the new claims approval limits, as presented.

**ACWA JPIA**  
**ACWA Regional Events**  
**June 21, 2023**

**BACKGROUND**

Now that we have come out of the pandemic, ACWA has resumed coordinating regional events throughout the year. Remaining regional events for 2023 are, as follows:

- June 29 – Region 10 – Oceanside – registration open
- July 13 – Region 8 – El Segundo – registration open
- August 10-11 – Region 1 – Lake County – registration open
- September 21-22 – Region 5 – TBD – Save the Date
- October 12-13 – Regions 6 & 7 – San Joaquin Valley TBD – Save the Date

**CURRENT SITUATION**

Staff would like to engage the Committee in a discussion of whether JPIA wishes to cover the cost of Executive Committee attendance at ACWA Regional Events. The concept would be that the Committee Member would be attending on behalf of, and representing, the JPIA. If the Committee wishes to move forward, staff suggests agreeing to some ground rules. For example:

- JPIA will only cover the cost of one Executive Committee member to attend on behalf of the JPIA.
- For events in an Executive Committee Member's home district, that Member will be given priority to attend that event on behalf of the JPIA.
- Staff will coordinate with ACWA to determine if a JPIA Update will be agendaized and assist the Committee representative with content for the report.

**RECOMMENDATION**

None, informational only.



**ACWA JPIA**  
**ACWA JPIA Contribution to ACWA Foundation**  
**June 21, 2023**

**BACKGROUND**

On September 23, 2022, the ACWA Board of Directors approved filing the necessary legal paperwork to form a nonprofit, the ACWA Foundation, to advance workforce and leadership development in the water industry by promoting diversity, equity, and inclusion (DEI). The nine-member ACWA Foundation Board of Trustees operates separately and independently from the ACWA Board of Directors. The ACWA President, Vice President, and Executive Director serve as ex officio, non-voting members.

Vision: The ACWA Foundation envisions a California water industry that reflects, embraces, and represents the people it serves.

Mission: The ACWA Foundation exists to serve all Californians by advancing diversity, equity, and inclusion within the water industry through education, research, and workforce development.

**CURRENT SITUATION**

Staff would like to engage the Committee in a discussion of whether JPIA wishes to contribute financially to the ACWA Foundation. Contributions received by December 31, 2023, designate the contributor as a “Founding Partner” of the ACWA Foundation in perpetuity. Organizations that contribute annually will be given “Sustaining Partner” status. Funding levels are designated, as follows:

- Friend - \$1,000
- Supporter - \$5,000
- Ally - \$10,000
- Partner - \$25,000
- Champion - \$50,000

Jennifer Persike, Vice President of the ACWA Foundation, will be present at the meeting, virtually, to provide the Committee with additional information.

**RECOMMENDATION**

None, informational only.



# Become a Founding Partner of the ACWA Foundation

## Create Tomorrow's Water Workforce Today

In the wake of retirements and changing workforce culture and expectations, we need to attract tomorrow's workforce today. We need a workforce that reflects inclusive perspectives to solve the unique water challenges facing California.

### ACWA FOUNDATION – AN INDEPENDENT, 501(C)(3)\* NON-PROFIT

The ACWA Foundation is not about the pipes or policies.  
It is about the PEOPLE and water.

- Those we serve
- Those who lead and
- Those who keep the water flowing – Workforce

Established in December 2022, the ACWA Foundation was established to help the water industry create, recruit, and retain its future workforce. We collaborate with water agencies, educational institutions and others to attract and prepare our future workforce.

### HOW CAN THE ACWA FOUNDATION HELP YOUR ORGANIZATION?

- **Build** awareness and education about the changing workforce culture
- **Promote** transparency, research, and accountability for change
- **Improve** the pipeline for recruitment through scholarships and internships
- **Increase** workforce retention and productivity through training, mentorships
- **Empower** better connections between water service providers and customers
- **Provide** tools, workshops, and DE&I best practices

\* The ACWA Foundation's application for exempt status has been filed and is pending.

“ ACWA Foundation envisions a California water industry that embraces and represents the people it serves. ”

## DIVERSITY, EQUITY, AND INCLUSION IS KEY TO OUR FUTURE

McKinsey & Company's 2020 study, *Diversity Wins: How Inclusion Matters*, shows that organizations that do not have a diverse workforce often struggle to keep up with innovation, creativity, and positivity, and are less likely to implement necessary changes to be competitive.

**Diversity, Equity and Inclusion is for EVERYONE.** By advancing diversity, equity, and inclusion in the water industry, we improve the opportunity to attract and retain an agile and abundant workforce capable of solving the unique water challenges facing California.



## HOW YOU CAN SUPPORT THE FOUNDATION

- **Become a Founding Partner** – Give by 12.31.2023 and be recognized in perpetuity
- **Join an ACWA Foundation Committee** – Lend your expertise, knowledge, and ideas
- **Engage with the ACWA Foundation** – Participate in events, training and activities

To learn more, scan this QR code or go to [www.acwa-foundation.org](http://www.acwa-foundation.org).

Your investment and commitment to diversity, equity and inclusion through the ACWA Foundation positions your organization as a significant leader with key audiences, especially policy makers.



SCAN TO  
LEARN MORE

# Join the effort and become a Founding Partner today!

## ABOUT THE ACWA FOUNDATION TRUSTEES

The Board of Trustees is a committed group of volunteers who represent a diverse cross-section of the water industry and other leaders. The Trustees recently developed a Strategic Plan and are now connecting with key partners, raising funds, and creating opportunities for involvement.

### BOARD OF TRUSTEES

**Chair:** John Varela, Valley Water

**Vice Chair:** Jennifer Persike, Jennifer Persike & Company

**Treasurer:** Marwan Khalifa, Mesa Water

**Secretary:** Sue Stephenson, Retiree of Dublin San Ramon Services District

Steve Blumenshine, California State University – Water

Edgar Dymally, Metropolitan Water District of Southern California

Paul Hernandez, Water Education for Latino Leaders

Joone Lopez, Moulton Niguel Water District

Kari D. Shively, Stantec

Kathleen Tieg, Past President of ACWA

### EX-OFFICIO MEMBERS

Pamela Tobin, ACWA President

Cathy Green, ACWA Vice President

Dave Eggerton, ACWA Executive Director



### MISSION

ACWA Foundation exists to serve California by promoting diversity, equity and inclusion within the water industry through education, research and workforce development.

**ACWA JPIA**  
**Significant Claims**  
**June 21, 2023**

**BACKGROUND**

The Executive Committee has requested to be kept abreast of settlements on those claims that had been previously presented for authority. The following cases have been settled since this Committee's last meeting.

**CURRENT SITUATION**

**General Liability Significant Claims Report**

**Pereira Bros & Sons, et al vs. Central California Irrigation Utilities District (12/5/2020)**

This claim involved a canal break caused by vermin which sent water into a property. There was also a vehicle with two occupants driving on the bank who were forced into the canal. All claims were resolved for a total of \$310,916.85.

**Vega vs Santa Clarita Valley Water Agency (8/13/2020)**

This claim involved an employee driving a 2012 Ford F-250 who rear ended the claimant's 1999 Dodge Viper. The driver sustained a serious back injury which required surgery. He also suffered injuries to his left ankle, left hand and wrist and neck. His medicals amounted to \$320,976.00. His injury claim was settled for \$1,070,000.00.

**Various vs La Habra Heights County Water District (9/7/2022)**

This claim involved a 6" asbestos-cement main that has been in place for over 40 years which broke and sent water and mud downhill onto two properties. All claims were settled for a total of \$305,508.50.

**Stuebaker vs Crescenta Valley Water District (3/2/2021)**

This claim involved a fire hydrant that failed due to a rusted flange. Water went into the claimant's home and yard. All claims to real and personal property were settled for a total of \$215,929.36.

**Workers' Compensation Significant Claims Report**

**Zangrando vs El Dorado Irrigation District (06/14/2008)**

This claim involved a Wastewater Treatment Plant Operator who sustained a neck injury that required cervical fusion. The claim was settled for a total of \$232,716.91. The claim has been closed.

**Enos vs Palmdale District (03/23/2015)**

This claim involved a Service Worker II who sustained a right hip injury that necessitated bilateral hip replacement. The claim was settled for a total of \$200,000. The claim has been closed.

**Soria vs Tulare Irrigation District (10/19/2011; 03/14/2018; CT- 03/14/2018)**

This claim involved a ditch tender employed from 2004 to 2019. The injured worker filed three claims related to injuries in the left wrist, bilateral knees, and back. All claims and dates of injury have been settled for a total of \$290,000. All claims have been closed.

**Walker vs Ramona MWD (06/14/2008)**

This claim involved a systems supervisor who underwent multiple unsuccessful back surgeries, including the implantation of a spinal cord stimulator. The claim was settled for a total of \$300,000. The claim has been closed.

**Jaime vs Soquel Creek WC (08/17/2017)**

This claim involved a Customer Service Field Crew Lead employed from 1991 to 2019. The injured worker sustained admitted injuries to their back, right knee, neck, left hip, hand, and left ankle. The claim was settled for a total of \$250,000. The claim has been closed.

**RECOMMENDATION**

None, informational only.

**ACWA JPIA**  
**2023-2024 Cyber Renewal**  
**June 21, 2023**

**BACKGROUND**

The Cyber Liability Program is a fully insured program that renews on July 1 of every year. As of July 1, 2022, the Cyber Liability Program only provides coverage to members that have taken affirmative action to participate in the Program by completing an application and paying the premium. The premium for the 2022-2023 Program was approximately \$1.1M, a 30% increase over the prior year.

**CURRENT SITUATION**

The cyber market has softened considerably since last year's renewal. The JPIA has received multiple quotes, one from our incumbent carrier Beazley, and one from a new carrier Coalition. Both quotes are significantly less than expiring costs and include enhanced coverages and sublimits. Beazley has also provided a quote for expanded coverage, doubling the per policy aggregate limit of liability from \$5,000,000 to \$10,000,000 for approximately \$35,000 more than the expiring policy.

As discussed with the Executive Committee at the May 8<sup>th</sup> meeting, staff was hopeful quotes would come in significantly less than expiring so that monies saved could be used to purchase risk management resources for the membership without incurring additional costs. The difference between the new carrier, Coalition's, quote and the expiring policy is \$385,000.

In May, staff reviewed service options from KnowBe4 and KYND (descriptions attached) with the Committee. Staff intends to finalize negotiations with KnowBe4 and KYND to provide cyber risk management resources to the membership for an aggregate cost not-to-exceed the difference in price between the expiring Beazley policy and the 2023-2024 Coalition policy.

**RECOMMENDATION**

That the Executive Committee approve purchasing the 2023-2024 Cyber Policy offered by Coalition and authorize staff to charge Cyber Program members a proportionate share of the premium comparable to the cost of the expiring Beazley policy.



# **Association of California Water Agencies Joint Powers Insurance Authority**

Cyber Liability  
Renewal Update Discussion

June 9, 2023

# 2023 - 2024 Executive Summary

Aon is pleased to present our Renewal Update for ACWA's 2023 – 2024 Cyber Liability program.

## **2023 Renewal Strategy:**

- Streamline the submission process to allow for an efficient information gathering process for ACWA and all members
- Improve breadth of coverage, increase limits for key first party insuring agreements, and secure competitive pricing

## **2023 Renewal Results:**

- ACWA requested each member complete an abbreviated questionnaire as opposed to a full application for each entity
- Initially, Aon secured two renewal options with incumbent primary insurer Beazley:
  - Option 1: \$5M aggregate / \$2M per member limit for \$860,000 in premium (21% premium decrease YOY)
  - Option 2: \$10M aggregate / \$2M per member limit for \$1,200,000 in premium (45% PPM decrease YOY)
  - Negotiated coverage enhancements with Beazley as noted in the quote comparison and following slides
- Aon leveraged the incumbent relationship with Beazley to reduce the premium on the two options by \$70,000 and \$80,000 respectively, along with additional coverage enhancements
  - Option 1: \$5M aggregate / \$2M per member limit for \$790,000 in premium (27% premium decrease YOY)
  - Option 2: \$10M aggregate / \$2M per member limit for \$1,120,000 in premium (48% PPM decrease YOY)
- Aon also secured the following renewal option from Coalition:
  - \$5M aggregate / \$3M per member limit for \$700,000 in premium (35% premium decrease YOY)
- Aon is continuing to finalize language enhancements with Coalition and will keep ACWA updated

We look forward to finalizing the 2023 renewal and working with you throughout the policy term.



# Primary Quote Comparison Overview

Indicates Limit Enhancement
Indicates Unclear Coverage
Indicates Less Favorable Terms

Primary Quote Overview		Expiring Program - Beazley UK	Option 1 - Coalition	Option 2 - Beazley UK	Option 3 - Beazley UK
Aggregate Limit of Liability		\$5,000,000 \$2,000,000 per member	\$5,000,000 <b>\$3,000,000 per member</b>	\$5,000,000 \$2,000,000 per member	\$10,000,000 \$2,000,000 per member
Monetary Retention		\$75,000 for TIV below \$10M \$100,000 for TIV at least \$10M	\$50,000 for TIV below \$10M \$100,000 for TIV at least \$10M	<b>\$25,000 for TIV below \$10M   \$50,000 for TIV within \$10M-\$250M \$100,000 for TIV at least \$250M   \$150,000 if no MFA for remote access-</b>	
BI/SF Waiting Period		12 Hours	<b>8 Hours</b>	12 Hours	12 Hours
<b>Annual Premium</b>		<b>\$1,085,000</b>	<b>\$700,000</b>	<b>\$790,000</b>	<b>\$1,120,000</b>
<b>Premium per Million (PPM)</b>		<b>\$217,000</b>	<b>\$140,000</b>	<b>\$158,000</b>	<b>\$112,000</b>
<b>YoY Premium Difference (\$)</b>		N/A	<b>(\$385,000)</b>	<b>(\$295,000)</b>	<b>\$35,000</b>
<b>YoY PPM Difference (%)</b>		N/A	<b>-35.48%</b>	<b>-27.19%</b>	<b>-48.39%</b>
<b>3rd Party Coverage</b>					
Network Security & Privacy Liability		\$2,000,000 per member	<b>\$3,000,000 per member</b>	\$2,000,000 per member	\$2,000,000 per member
Privacy Regulatory Fines		\$2,000,000 per member	<b>\$3,000,000 per member</b>	\$2,000,000 per member	\$2,000,000 per member
PCI DSS Fines		\$2,000,000 per member	<b>\$3,000,000 per member</b>	\$2,000,000 per member	\$2,000,000 per member
Media Content Liability	Online & All Content	\$2,000,000 per member	<b>\$3,000,000 per member</b>	\$2,000,000 per member	\$2,000,000 per member
<b>1st Party Coverage</b>					
Breach Event Expenses	Panel & Non-Panel Vendors Coalition requires pre-approval	\$2,000,000 per member	<b>\$3,000,000 per member</b>	\$2,000,000 per member	\$2,000,000 per member
Data Recovery Costs		\$100,000 per member	<b>\$3,000,000 per member</b>	<b>\$1,000,000 per member</b>	<b>\$1,000,000 per member</b>
Cyber Extortion		\$100,000 per member	<b>\$3,000,000 per member</b>	<b>\$1,000,000 per member</b>	<b>\$1,000,000 per member</b>
Bricking Coverage		\$1,000,000 per member	<b>\$3,000,000 per member</b>	\$1,000,000 per member	\$1,000,000 per member
<b>Business Interruption Coverage</b>					
Business Interruption (BI)		\$100,000 per member	<b>\$3,000,000 per member</b>	<b>\$1,000,000 per member</b>	<b>\$1,000,000 per member</b>
Voluntary Shutdown (BI)		\$100,000 per member	<b>\$3,000,000 per member</b>	<b>\$1,000,000 per member</b>	<b>\$1,000,000 per member</b>
Network Failure (SF)		\$100,000 per member	<b>\$3,000,000 per member</b>	<b>\$1,000,000 per member</b>	<b>\$1,000,000 per member</b>
Dependent Business Interruption: IT Vendor (DBI)		\$1,000,000 per member	<b>\$3,000,000 per member</b>	\$1,000,000 per member	\$1,000,000 per member
Dependent Business Interruption: Non-IT Vendor (DBI)		\$1,000,000 per member	\$2,500,000 aggregate <b>\$500,000 per member</b>	\$1,000,000 per member	\$1,000,000 per member
Dependent Network Failure: IT Vendor (DSF)		\$1,000,000 per member	<b>\$3,000,000 per member</b>	<b>\$500,000 per member</b>	<b>\$500,000 per member</b>
Dependent Network Failure: Non-IT Vendor (DSF)		\$1,000,000 per member	\$2,500,000 aggregate <b>\$500,000 per member</b>	<b>\$500,000 per member</b>	<b>\$500,000 per member</b>
Reputational Income Loss		\$1,000,000 per member	<b>\$3,000,000 per member</b>	\$1,000,000 per member	\$1,000,000 per member
Proof of Loss		\$50,000 per member	<b>\$250,000 per member</b>	\$50,000 per member	\$50,000 per member
<b>E-Crime Coverage</b>					
Fraudulent Instruction		\$75,000 per member	\$250,000 aggregate <b>\$50,000 per member</b>	\$75,000 per member	\$75,000 per member
Funds Transfer Fraud		\$75,000 per member	\$250,000 aggregate <b>\$50,000 per member</b>	\$75,000 per member	\$75,000 per member
Telephone Fraud		\$75,000 per member	<b>\$250,000 per member</b>	\$75,000 per member	\$75,000 per member
Invoice Manipulation		\$100,000 per member	<b>\$250,000 per member</b>	\$100,000 per member	\$100,000 per member
Cryptojacking		\$25,000 per member	N/A	\$25,000 per member	\$25,000 per member
<b>Additional Details</b>					
Retroactive Date		7/1/2010 & 7/1/2020	<b>Full Prior Acts</b>	<b>Full Prior Acts</b>	<b>Full Prior Acts</b>
Continuity Date		7/1/2020	7/1/2023	7/1/2020	7/1/2020



# Cyber Insurance | Coverage Descriptions



## **Breach Event Expenses**

Triggered by discovery of a privacy or security incident

Reimbursement coverage for the insured's costs to respond to a data privacy or security incident. Policy triggers may vary but typically are based upon discovery of such an event, or a statutory obligation to notify consumers of such an event. Covered expenses can include computer forensics expenses, legal expenses, costs for a public relations firm and related advertising to restore your reputation, consumer notification, and consumer credit monitoring services.



## **Cyber Extortion**

Triggered by a threat to cause a security failure or privacy breach

Reimbursement coverage for the insured for expenses incurred in the investigation of a threat and any extortion payments made to prevent or resolve the threat.



## **Digital Asset Protection**

Triggered by a network security failure, unless system failure coverage provided

Reimbursement coverage for the insured for costs incurred to restore, recollect, or recreate intangible, non-physical assets (software or data) that are corrupted, destroyed or deleted due to a network security failure.



## **Computer Hardware Replacement**

Triggered by the loss of use of computer hardware/electronic equipment

Reimbursement coverage for the insured for the replacement of computer hardware that has been rendered useless due to unauthorized reprogramming/ransomware. Coverage is sometimes added as its own insuring agreement but is often triggered in conjunction with another insuring agreement, typically network business interruption or data restoration. As such, coverage may only apply if the computer hardware replacement would mitigate business income loss or help restore data/systems

This is a summary and is not intended to be an exhaustive analysis of all coverage items, exclusions, terms or conditions relevant to all claims and exposure situations. Please refer to the actual policy(ies) for coverage items

# Cyber Insurance | Coverage Descriptions



## Network Business Interruption

Triggered by a network security failure, unless system failure coverage

**Business Interruption** - Reimbursement coverage for the insured for actual lost net income, as well as associated extra expense, caused by a computer system outage

- **Security Failure** - Provides coverage for interruption to an insured's business due to an interruption of an insured's computer system due to a malicious attack
- **System Failure** - Provides coverage for interruption to an insured's business due to an interruption of an insured's computer system due to an unintentional/unplanned outage
- **Dependent Security Failure** - Provides coverage for an interruption to an insured's business due to the outage of a computer system of a business on which the insured is dependent on caused by a malicious attack. Coverage varies but can include businesses such as information technology providers (cloud providers) or non-information technology providers. Coverage generally only extends to a dependent business where the insured has a contract in place
- **Dependent System Failure** - Provides coverage for an interruption to an insured's business due to the outage of a computer system of a business on which the insured is dependent on caused by a unintentional/unplanned outage. Coverage varies as described in dependent security failure/

Coverage does not typically apply until after the greater of a waiting period or retention. Reimbursement periods vary greatly, but usually reimburse the insured until the restoration of computer systems (up to 120+ days)

## Reputational Harm

Triggered by a threat to cause a security failure or privacy breach

Reimbursement coverage for the insured for actual lost net income as a result of an adverse media report of a network security or privacy incident. Reimbursement period (period of indemnity) varies but often ranges from 30 days to 180 days. A waiting period, usually, from 10 hours to 14 days, may also apply. Coverage may not apply if a computer system outage occurs



This is a summary and is not intended to be an exhaustive analysis of all coverage items, exclusions, terms or conditions relevant to all claims and exposure situations. Please refer to the actual policy(ies) for coverage items

# Cyber Insurance | Coverage Descriptions



## Cyber-Crime

Triggered by theft of money or resources

Reimbursement coverage for the theft of money or resources. Coverage often overlaps significantly with coverage found under a commercial crime policy. Typically only offered at a small sublimit. Cyber-Crime coverage includes social engineering, invoice manipulation, computer fraud, funds transfer fraud, crypto-jacking, and telephone fraud. Coverage names/scope varies and are often intertwined.

- **Social Engineering** - Theft of money due to fraudulent instruction by a person purporting to be authorized to make such instruction (i.e. bad actor pretends to be CFO and instructs accounts payable to wire funds). May contain a condition requiring the insured to call-back or further authenticate the transaction.
- **Invoice Manipulation** - Theft of money due to the use of a computer system to manipulate payment instructions/invoices so that client/customer payments are redirected to a third party.
- **Computer Fraud-Theft** - Theft of money due to the direct or indirect control of an insured's computer system.
- **Funds Transfer Fraud** - Theft of money due to fraudulent instructions to a financial institution to transfer the insured's funds.
- **Crypto-jacking** - Theft of an insured's resources due to the unauthorized access to/use of an insured's computer systems to mine cryptocurrency that results in increased computer hosting costs and/or electricity costs to the insured.
- **Telephone Fraud** - Theft of an insured's resources due to the unauthorized access to/use of an insured's telecom systems that result in increased charges (such as toll call charges).

This is a summary and is not intended to be an exhaustive analysis of all coverage items, exclusions, terms or conditions relevant to all claims and exposure situations. Please refer to the actual policy(ies) for coverage items

# Cyber Insurance | Coverage Descriptions



## Network Security Liability

Liability coverage for defense costs and damages suffered by others resulting from a failure of computer security, including liability caused by theft or disclosure of confidential information, unauthorized access, unauthorized use, denial of service attack or transmission of a computer virus.



## Privacy Liability

Liability coverage for defense costs and damages suffered by others for any failure to protect personally identifiable or confidential third-party corporate information, whether or not due to a failure of network security. Coverage may include: unintentional violations of the insured's privacy policy, actions of rogue employees, and alleged wrongful collection of confidential information.



## Regulatory Proceedings Liability

Liability coverage for defense costs for proceedings brought by a governmental agency in connection with a failure to protect private information and/or a failure of network security. Includes coverage for fines and penalties to the extent insurable by law. Compensatory damages, i.e. amounts the insured is required by a regulator to deposit into a consumer redress fund, may be covered.



## Payment Card Industry Data Security Standards (PCI-DSS)

Coverage for a monetary assessment (including a contractual fine or penalty) from a Payment Card Association (e.g., MasterCard, Visa, American Express) or bank processing payment card transactions (i.e., an "Acquiring Bank") in connection with an Insured's non-compliance with PCI Data Security Standards.

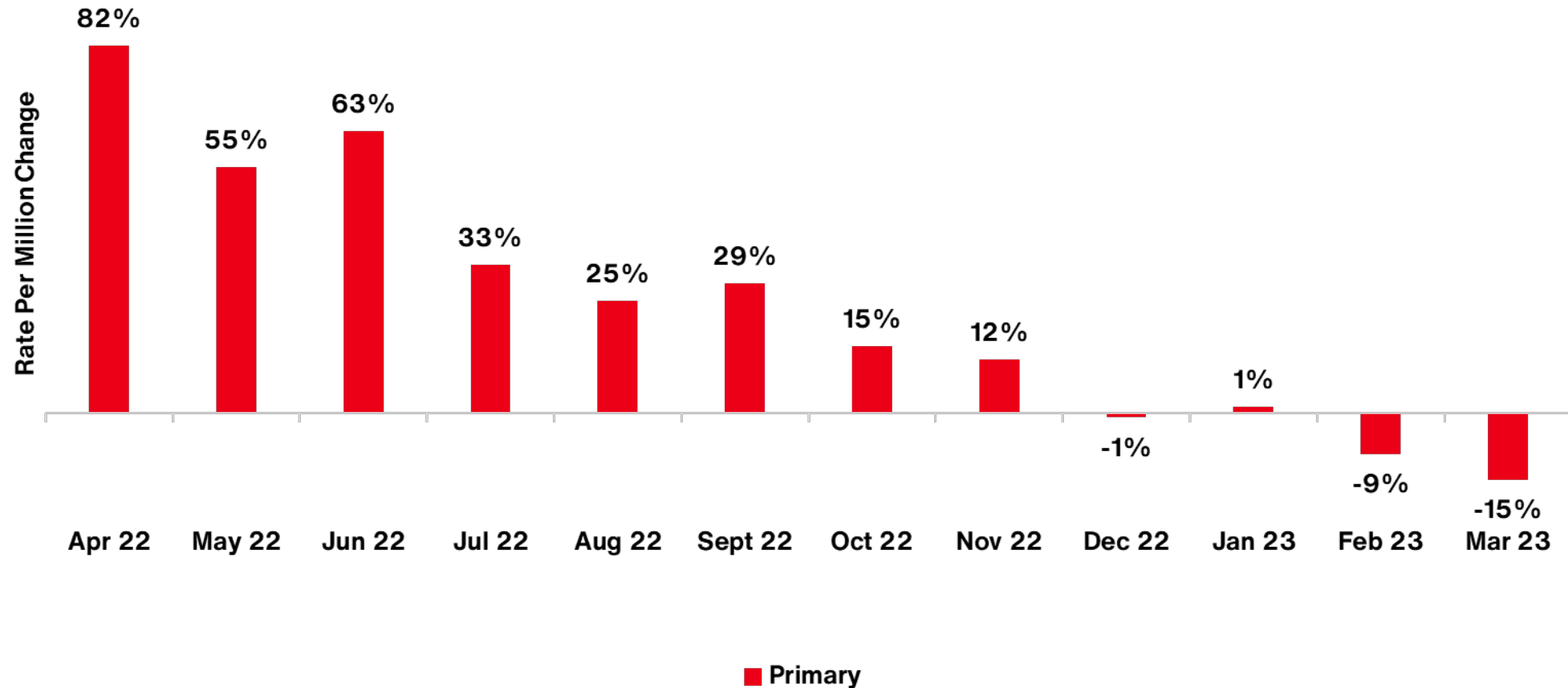


## Media Liability Coverage

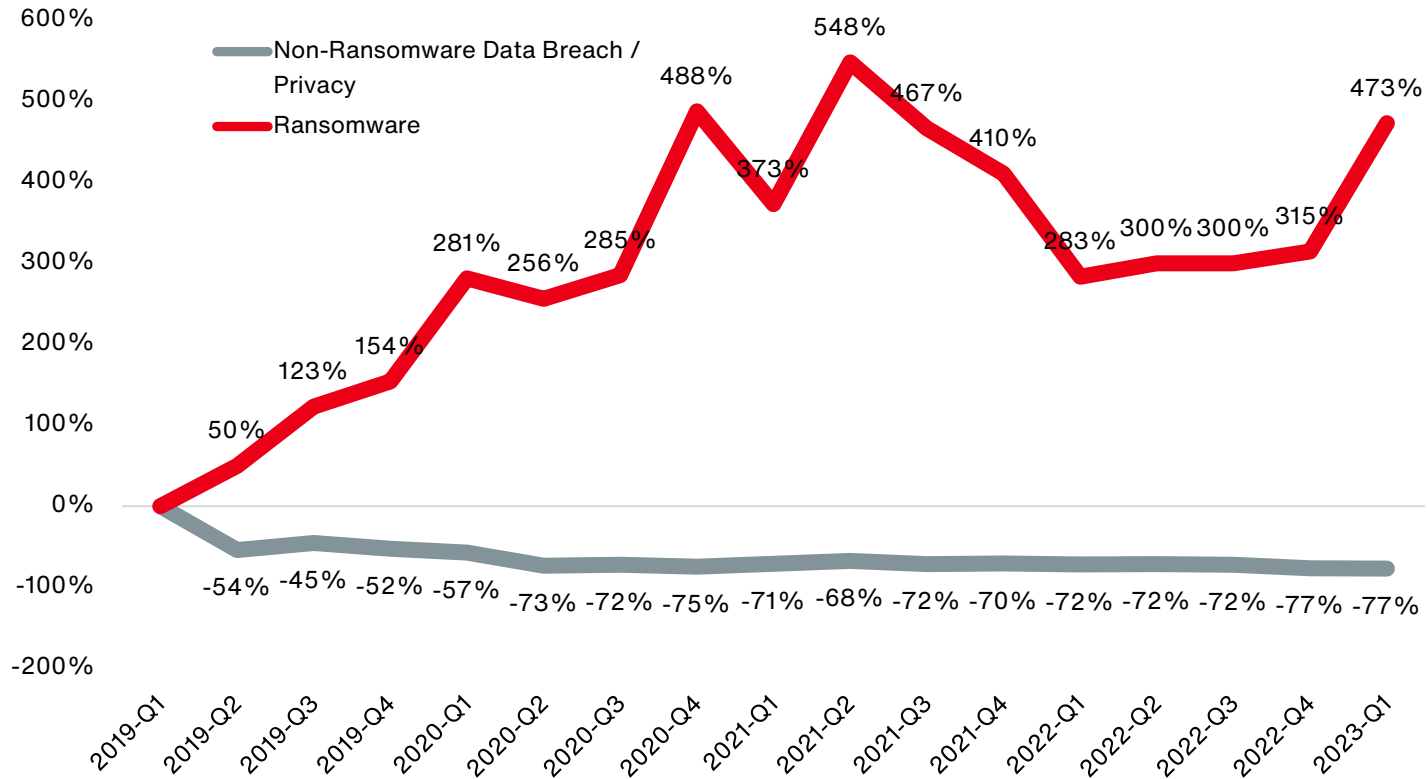
Liability coverage for defense costs and damages suffered by others for content-based injuries such as libel, slander, defamation, copyright infringement, trademark infringement, or invasion of privacy. The scope of covered media is variable and can range from the insured's website only to all content in any medium.

# Cyber Monthly Pricing Primary Only

Average Year-over-Year Change (Same Clients)



# Cyber Incident Rates Indexed to Q1 2019



Source: Risk Based Security, analysis by Aon. Data as of 4/3/2023

Proprietary & Confidential: The content, analysis and commentary included herein are understood to be the intellectual property of Aon. Further distribution, photocopying or any form of third-party transmission of this document in part or in whole, is not permitted without the express, written permission of Aon.

## Key Observations:

- Ransomware activity has continued to **outpace Non-Ransomware Data Breach/Privacy Event activity.**
- **Ransomware up 473%** from Q1 2019 to Q1 2023
- Compared to Q4 2022:
  - **Ransomware up 38%**
  - **Non-Ransomware Data Breach/Privacy down 1.7%**
  - \*Claim count development may mitigate this decrease
- The most commonly impacted industries by Ransomware in Q1 2023 were:
  - Manufacturing
  - Education
  - Business Professional Services
  - Healthcare
  - Public Sector

# Security Awareness Training and Simulated Phishing Platform

Helps you manage the ongoing problem of **social engineering**

## KnowBe4 Security Awareness Training

Old-school security awareness training doesn't hack it anymore. Today, your employees are frequently exposed to sophisticated phishing and ransomware attacks.



### Baseline Testing

We provide baseline testing to assess the Phish-prone™ percentage of your users through a free simulated phishing attack.



### Train Your Users

The world's largest library of security awareness training content; including interactive modules, videos, games, posters and newsletters. Automated training campaigns with scheduled reminder emails.



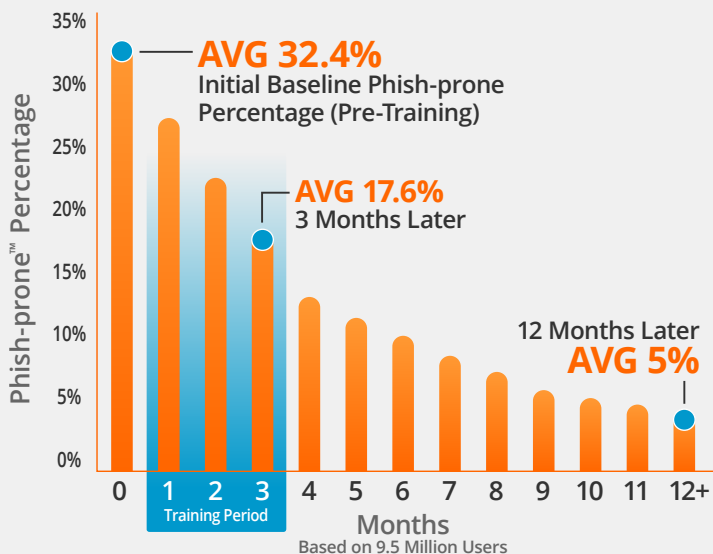
### Phish Your Users

Best-in-class, fully automated simulated phishing attacks, thousands of templates with unlimited usage, and community phishing templates.



### See the Results

Enterprise-strength reporting, showing stats and graphs for both training and phishing, ready for management. Show the great ROI!



## The System Really Works

With KnowBe4's massive database, we analyzed over 9.5 million users over the course of at least 12 months, and our 2022 research continues to uncover alarming results. The overall industry initial Phish-prone Percentage benchmark increased to 32.4%, up one point from 2021.

Fortunately, the data showed that this 32.4% can be brought down to 17.6% within 90 days after deploying new-school security awareness training. The one-year results show that by following these best practices, the final Phish-prone Percentage can be minimized to 5% on average.

See how your company's Phish-prone Percentage compares to your peers! The **Industry Benchmarking feature** is included with your subscription.

Source: 2022 KnowBe4 Phishing by Industry Benchmarking Report

Note: The initial Phish-prone Percentage is calculated on the basis of all users evaluated. These users had not received any training with the KnowBe4 console prior to the evaluation. Subsequent time periods reflect Phish-prone Percentage for the subset of users who received training with the KnowBe4 console.



# Find Out How **Effective** Our Security Awareness Training Is

KnowBe4 is the world's largest integrated platform for awareness training combined with simulated phishing attacks. Join our tens of thousands of customers who have mobilized their end users as a last line of defense.

## KnowBe4 Security Awareness Training Features



### Unlimited Use

We offer three Training Access Levels via the KnowBe4 ModStore, giving you access to our content library of 1,000+ items based on your subscription level. Unlimited access to all phishing features with flexible licensing. Powerful new features added regularly.



### Localized Admin Console and Learner Experience

You can set your default language for three localization settings: Phishing, Training, and Admin Console Language. With these localization options, you can enable your Admins to manage the KnowBe4 console in one of ten languages, while delivering a more immersive training experience for your learners in over 34 languages.



### Brandable Content

This self-service feature gives you the option to add branded custom content to the beginning and end of select KnowBe4 training modules. You can add your organization's branding elements including your logo, custom graphics, and corporate colors to tailor any messaging you want to deliver to your users.



### Upload Your Own Content

Want to supplement your KnowBe4 security awareness training content with your organization's custom training or other corporate training content? With KnowBe4's robust learning management system (LMS), you can upload your own SCORM-compliant training and video content and manage it alongside your KnowBe4 ModStore Training content all in one place—at no extra cost!



### Assessments

Find out where your users are in both security knowledge and security culture to help establish baseline security metrics. Use the skills-based assessment and the security culture survey to measure and monitor your users' security knowledge and sentiment to a security-aware culture over time.



### Custom Phishing Templates and Landing Pages

Apart from the tens of thousands of easy-to-use system templates, you can customize scenarios based on personal information and include simulated attachments to create your own targeted spear phishing campaigns. Each Phishing Email Template can have its own Custom Landing Page, which allows for point-of-failure education.



### Phish Alert Button

KnowBe4's Phish Alert add-in button gives your users a safe way to forward email threats to the security team for analysis, and deletes the email from the user's inbox to prevent future exposure. All with just one click!



### Social Engineering Indicators

Patented technology turns every simulated phishing email into a tool IT can use to dynamically train employees by instantly showing them the hidden red flags they missed within that email.



### AI-Driven Phishing and Training Recommendations

Leverage the power of AI to give your users a more personalized experience that adapts to their current level of knowledge. Use AI-driven phishing to automatically choose the best phishing template for each of your users based on their individual training and phishing history. With AI-driven training recommendations, the KnowBe4 ModStore serves up training content customized to your overall organization's Phish-prone percentage.



### User Management

KnowBe4's Active Directory or SCIM integration allows you to easily upload user data and saves you time by eliminating the need to manually manage user changes. You can also leverage the Smart Groups feature to tailor and automate your phishing campaigns, training assignments and remedial learning based on your employees' behavior and user attributes.



### Advanced Reporting Feature

60+ built-in reports provide holistic views and detailed reporting on your key awareness training indicators over time. Leverage Reporting APIs to pull data from your KnowBe4 console.



### Virtual Risk Officer™

The innovative Virtual Risk Officer (VRO) functionality uses machine learning to help you predict and identify risk at the user, group and organizational level. This continual learning model enables you to make data-driven decisions when it comes to your security awareness program.



### PhishER™

PhishER is an optional add-on for managing the high volume of messages reported by your users and helps you identify and respond to email threats faster. Combined with the KnowBe4 training platform, PhishER can automatically flip dangerous attacks into instant real-world training opportunities when you use PhishFlip together with the KnowBe4 platform.

**Did you know that 88% of data breaches are caused by human error?**

Get your free phishing security test and find out what percentage of your employees are Phish-prone

[www.KnowBe4.com/PST](http://www.KnowBe4.com/PST)

# Your KnowBe4 Customer Success Team

All KnowBe4 customers receive a special commitment from us: We want to make your initial onboarding and ongoing customer experience **incredibly easy** and **wildly successful**.

Serving as your primary point of contact, your dedicated Customer Success Manager (CSM) will become your trusted adviser and will work with you to tailor your program requirements based on your organizational goals, objectives and desired outcomes. Included as part of your product subscription, KnowBe4's Customer Success Team spans the globe, ensuring timely support no matter where you're located.

The KnowBe4 Customer Success team is one of the secrets to our (and your) success, and has resulted in the highest user satisfaction ratings in the entire industry based solely on user-provided feedback. Here's what you can expect from your KnowBe4 customer success experience:



## Quick and Easy Onboarding

As soon as your purchase process is complete, your dedicated CSM will reach out to you within 24 business hours. Your KnowBe4 CSM will ensure an easy, effective and timely onboarding experience, all at no additional cost to you.

Your CSM takes on the biggest tasks of onboarding for you, **significantly reducing the time and effort** required from you and your team and accelerating your time-to-value.



## Support Throughout Your Journey

Our Customer Success experts provide continual support post-onboarding to ensure you are getting real results with our platform not just today, but year after year. As we roll out fresh content, new features, product updates and more, we'll ensure you always have access to the latest information in order to **maximize your success** with the KnowBe4 platform.

KnowBe4 CSMs are subject matter experts in all KnowBe4 products and ensure continuous, personalized support so that you get the maximum value from all KnowBe4 products. Additionally, your CSM will act as your liaison for tech support assistance, **reducing time and effort** from your team.



## Maximized Value

Through regular meetings and reviews, your CSM helps you to proactively **monitor key metrics** and ensure you get **maximum value** out of your KnowBe4 subscription. In other words, your CSM is dedicated to making your program **wildly successful**, and your users enthusiastic fans.

It's no wonder our customers have honored us with an industry-leading Net Promoter Score (NPS), which measures the willingness of customers to recommend a specific platform, and our average customer satisfaction score is over 98 percent.



## Introduction

KYND Ready is an all-in-one, innovative cyber risk management service that enables successful cyber Insurance renewal and submission processes for pools while increasing members' own cyber risk governance and reducing their exposure to a cyber incident.

KYND's technology is used by insurance providers including Beazley, Tokio Marine, AIG/Talbot etc to determine risk selection by scanning each client's external cyber risk profile ahead of awarding cover. A client's risk profile is a primary variable dictating renewal outcomes – hence KYND is able to help pool members stay in front of ever-evolving and demanding underwriter requirements.

This unique service uses KYND's industry-leading cyber-risk technology and expert advisory support to instantly identify primary cyber risks that can prevent insurance coverage – the risks driving losses and claims. Enhancing the pool's cyber risk control service by delivering expert review, support and guidance for individual members, KYND provides powerful continuous cyber risk monitoring 365 days.

## Service Overview

To support JPIA in the engagement, education and better preparation of its members for managing the cyber liability that their operations present.

It is expected that this work will assist JPIA in maintaining group insurability and as the authority considers self-funding options – a risk control service that supports long-term underwriting performance. This work naturally covers some key areas/benefits:

### 1 – Risk Control Service – risk mitigation and support at the member level

Management of pool risk in an ongoing fashion. Reduced susceptibility to a cyber event across members delivered via ongoing vulnerability assessment. External and internal factors included in KYND's cyber assessment. Reducing losses/claims and providing a focus on the exact risks underwriters care about.

- Tools for members to manage their own risk
- Simple, actionable and powerful insights with necessary real-time support
- Continually monitored
- Advisory linked to adjacent services – e.g. KnowB4 etc, (a consolidated cyber program)

### 2 – External extension of JPIA's risk management resources and practice

Increase the effectiveness of the existing risk management cyber practices by providing data, tools, reporting, education and support in an ongoing fashion.


### 3 – Underwriting performance and control

As JPIA potentially moves to partial or fully self-funded – strengthen long-term performance and manage capacity with more informed decisions on deductibles, limits, etc. Prioritized signals that enable accurate oversight.

- Understand your pool exposure at any given time (in-house date)
- Applying deductibles or raising pricing on a targeted basis
- Provides the ability to track individual members and cyber posture improvement between renewals.

## How KYND Ready helps:

Using KYND's unsurpassed cyber risk intelligence, KYND ready easily enables:



### Easy to understand risk exposure at speed + Remediation next steps

Instant discovery of specific risk indicators that we know will cause issues with cyber insurance quote/renewals and also lead to a greater chance of ransomware, business interruption, business email compromise plus many others. KYND can provide advice on what updates, patches and mitigation need to be in place as part of the insurance submission process and in-life of an insurance policy.

### Simplified cyber insurance application process

A run-through of members' internal and external cyber risks covering specific responses and current position on key issues plus advice on why/how to implement the critical elements (e.g., MFA, backup, and endpoint protection, policies & procedures). KYND's technology & security team work closely with many insurance carriers worldwide to help determine risk selection – they will now be your experts to help make the whole process much easier.

### Continual 'in-life' cyber risk monitoring

Ensuring round-the-clock cyber risk management with KYND ON. It continually monitors and analyses over 250 external cyber vulnerabilities, alerting each insured pool member to new and potential risks as they arise with clear and simple instructions on how to mitigate them - reducing the likelihood of incident or claim. This is a complimentary layer of 'insurance-focused' analysis and protection – additive to the security measures and teams in place.

### Group-wide Cyber analysis

Understand the holistic cyber risk posture and profile of all members and how this changes over time including external risk profiling plus internal security processes and risk maturity – inform group-wide strategy with more informed decisions.



79,765

Organizations within the KYND platform

50+

Insurer and Broker customers

36



# PERSONNEL COMMITTEE MEETING

## AGENDA

[Zoom Link](#)

Meeting ID: 661 516 2566

Password: 1234

Telephone No.: 1 (669) 900-6833

### Thursday, June 8, 2023, 11:00 AM

This meeting shall consist of a simultaneous Zoom teleconference call at the ACWA JPIA, 2100 Professional Drive, Roseville, CA 95661 and the following remote sites:

- Drake – 325 Rock Ridge Place, Escondido
- McDonald – 254 E Valley Street, San Bernardino

### WELCOME

### CALL TO ORDER AND ANNOUNCEMENT OF QUORUM

### EVACUATION PROCEDURES

**PUBLIC COMMENT** Members of the public will be allowed to address the Personnel Committee on any agenda item prior to the Committee's decision on the item. They will also be allowed to comment on any issues that they wish which may or may not be on the agenda. If anyone present wishes to be heard, please let the Chair know.

### INTRODUCTIONS

### ADDITIONS TO OR DELETIONS FROM THE AGENDA

<u>Presenter</u>		<u>Page#</u>
McDonald	* I. Approve the meeting minutes of January 23, 2023.	4
Beatty	* II. Review staffing activities.	7
Beatty	* III. Review staffing status and possibly make recommendation to approve new position and updated Salary Schedule.	8
Beatty	* IV. Review benefits implementation for new employees and possibly make recommendation to revise organizational policy.	27
Beatty	* V. Review employee vacation accrual and possibly make recommendation to revise organizational policy.	28

Preliminary Agenda issued: May 3, 2023  
 Final Agenda issued: May 24, 2023


<u>Presenter</u>		<u>Page#</u>
Sells	* VI. CEO Update.	<b>31</b>
McDonald	* VII. Discuss next meeting date: September 6, 2023.	<b>32</b>

**ADJOURN**

\*Related items enclosed.

***Americans With Disabilities Act*** – *The ACWA JPIA conforms to the protections and prohibitions contained in Section 202 of the Americans with Disabilities Act of 1990 and the Federal Rules and Regulations adopted in implementation thereof. A request for disability-related modification or accommodation, in order to participate in a public meeting of the ACWA JPIA, shall be made to: Tony Waterford, Human Resources Manager ACWA JPIA, P.O. Box 619082, Roseville, CA 95661-9082; telephone (916) 786-5742. ACWA JPIA’s normal business hours are Monday – Friday, 7:30 a.m. to 4:30 p.m. (Government Code Section 54954.2, subdivision. (a)(1).)*

*Written materials relating to an item on this Agenda that are distributed to the ACWA JPIA Personnel Committee within 72 hours before it is to consider the item at its regularly scheduled meeting will be made available for public inspection at ACWA JPIA, 2100 Professional Drive, Roseville, CA 95661-3700; telephone (916) 786-5742. ACWA JPIA’s normal business hours are Monday – Friday, 7:30 a.m. to 4:30 p.m.*



# WORKERS' COMPENSATION PROGRAM COMMITTEE MEETING

## AGENDA

JPIA Executive Conference Room  
2100 Professional Drive,  
Roseville, CA 95661  
(800) 231-5742 - [WWW.ACWAJPIA.COM](http://WWW.ACWAJPIA.COM)

**Tuesday - June 20, 2023 - 1:00 p.m.**

**Zoom Link** Meeting ID: 661 516 2566; Password: 1234; Telephone No.: 1 (669) 900-6833

This meeting shall consist of a simultaneous Zoom teleconference call at the ACWA JPIA, 2100 Professional Drive, Roseville, CA 95661.

### **WELCOME**

### **CALL TO ORDER AND ANNOUNCEMENT OF QUORUM**

**ANNOUNCEMENT RECORDING OF MEETING** This meeting may be recorded to assist in preparation of minutes. Recordings will only be kept 30 days following the meeting, as mandated by the California Brown Act.

### **EVACUATION PROCEDURES**

**PUBLIC COMMENT** Members of the public will be allowed to address the Workers' Compensation Program Committee on any agenda item prior to the Committee's decision on the item. They will also be allowed to comment on any issues that they wish which may or may not be on the agenda. If anyone present wishes to be heard, please let the Chairman know.

### **INTRODUCTIONS**

### **ADDITIONS TO OR DELETIONS FROM THE AGENDA**

Presenter

Page#

#### **I. CONSENT AGENDA**

**2**

Drake

- \* A. Approve the minutes of the meeting of May 8, 2023.

Drake B. Report on meetings attended on behalf of the JPIA.

**II. LOSS REPORTS**

Greenfield \* A. Review claims data.

**III. MEMBERSHIP**

Cruz \* A. Membership report.

**IV. NEW BUSINESS**

Bowles \* A. Review the volunteer losses versus premium.

Beatty \* B. Review and make recommendation on the 2023-2024 Memorandum of Workers' Compensation Coverage (MOWC).

Beatty \* C. Review and make recommendation on the 2023-2024 Workers' Compensation Program excess insurance renewal.

deBernardi \* D. Review and make recommendation on the July 1, 2023 renewal pricing.

Bowles \* E. Claims Department update.

Sells \* F. CEO update.

**V. UPCOMING MEETING**

Drake A. There are no additional meetings scheduled for the remainder of the year.

**ADJOURN**

\*Related items enclosed.



**Americans with Disabilities Act** – *The JPIA conforms to the protections and prohibitions contained in Section 202 of the Americans with Disabilities Act of 1990 and the Federal Rules and Regulations adopted in implementation thereof. A request for disability-related modification or accommodation, in order to participate in a public meeting of the JPIA, shall be made to: Kristan Brown, Administrative Assistant II, ACWA JPIA, PO Box 619082, Roseville, CA 95661-9082; telephone (916) 786-5742. The JPIA’s normal business hours are Monday – Friday, 7:30 a.m. to 4:30 p.m. (Government Code Section 54954.2, subdivision. (a)(1).)*

*Written materials relating to an item on this Agenda that are distributed to the JPIA’s Workers’ Compensation Program Committee within 72 hours before it is to consider the item at its regularly scheduled meeting will be made available for public inspection at ACWA JPIA, 2100 Professional Drive, Roseville, CA 95661-3700; telephone (916) 786-5742. The JPIA’s normal business hours are Monday – Friday, 7:30 a.m. to 4:30 p.m.*



# PROPERTY PROGRAM COMMITTEE MEETING

## AGENDA

JPIA Executive Conference Room  
2100 Professional Drive,  
Roseville, CA 95661  
(800) 231-5742 - [WWW.ACWAJPIA.COM](http://WWW.ACWAJPIA.COM)

**Tuesday - June 20, 2023 - 2:30 p.m.**

**Zoom Link** Meeting ID: 661 516 2566; Password: 1234; Telephone No.: 1 (669) 900-6833

This meeting shall consist of a simultaneous Zoom teleconference call at the ACWA JPIA, 2100 Professional Drive, Roseville, CA 95661 and the following remote sites:

- Huckaby - 10326 Fair Oaks Boulevard, Fair Oaks
- Lee - 1300 Valley Vista Drive # 100, Diamond Bar

### **WELCOME**

### **CALL TO ORDER AND ANNOUNCEMENT OF QUORUM**

**ANNOUNCEMENT RECORDING OF MEETING** This meeting may be recorded to assist in preparation of minutes. Recordings will only be kept 30 days following the meeting, as mandated by the California Brown Act.

### **EVACUATION PROCEDURES**

**PUBLIC COMMENT** Members of the public will be allowed to address the Property Program Committee on any agenda item prior to the Committee's decision on the item. They will also be allowed to comment on any issues that they wish which may or may not be on the agenda. If anyone present wishes to be heard, please let the Chairman know.

### **INTRODUCTIONS**

### **ADDITIONS TO OR DELETIONS FROM THE AGENDA**

Presenter

Page#

#### **I. CONSENT AGENDA**

2

Kapheim

- \* A. Approve the minutes of the meeting of March 22, 2023.

Kapheim

- B. Report on meetings attended on behalf of the JPIA.

## II. LOSS REPORTS

Presenter

Page#

Greenfield

- \* A. Review claims data.

## III. MEMBERSHIP

Cruz

- \* A. Membership report.

## IV. NEW BUSINESS

Beatty

- \* A. Review and make recommendation on the 2023-2024 Memorandum of Property Coverage (MOPC).

Aon

- \* B. Review state of the property market.

Beatty

- \* C. Review and make recommendation on the 2023-2024 Property Program reinsurance renewal.

deBernardi

- \* D. Review and make recommendation on the July 1, 2023 renewal pricing.

Nogosek

- \* E. Claims Department update.

Sells

- \* F. CEO update.

## V. UPCOMING MEETING

Kapheim

- A. There are no additional meetings scheduled for the remainder of the year.

## ADJOURN

\*Related items enclosed.

**Americans with Disabilities Act** – The JPIA conforms to the protections and prohibitions contained in Section 202 of the Americans with Disabilities Act of 1990 and the Federal Rules and Regulations adopted in implementation thereof. A request for disability-related modification or accommodation, in order to participate in a public meeting of the JPIA, shall be made to: Kristan Brown, Administrative Assistant II, ACWA JPIA, PO Box 619082, Roseville, CA 95661-9082; telephone (916) 786-5742. The JPIA's normal business hours are Monday – Friday, 7:30 a.m. to 4:30 p.m. (Government Code Section 54954.2, subdivision. (a)(1).)

Written materials relating to an item on this Agenda that are distributed to the JPIA's Property Program Committee within 72 hours before it is to consider the item at its regularly scheduled meeting will be made available for public inspection at ACWA JPIA, 2100 Professional Drive, Roseville, CA 95661-3700; telephone (916) 786-5742. The JPIA's normal business hours are Monday – Friday, 7:30 a.m. to 4:30 p.m.

**ACWA JPIA**  
**Membership Approval Request**  
June 20, 2023

**AGENCY INFORMATION**

Santa Margarita Water District  
Rancho Santa Margarita, CA  
Orange County

Program  
Employee Benefits  
Workers' Comp.

Join Date  
07/2012  
Applying

Date Formed: 1964  
Type of Agency: Special District  
Date Joined ACWA: 1965

**LINES OF COVERAGE**

<u>Program</u>	<u>TIVs/Payroll</u>	<u>Quoted Premium</u>	<u>Current Carrier</u>
Workers' Comp.	\$21,345,939	\$473,610	CSRMA

**BACKGROUND**

The Santa Margarita Water District (SMWD) was formed in 1964 as a landowner district (Section 35306 of the California Water Code) by a group of ranchers who wanted to create a reliable source of water for their cattle. The first neighborhoods of Mission Viejo had not been built yet, and SMWD provided water to more cows than people. Currently SMWD's primary focus is to provide high-quality potable water, sewage collection and treatment, production and delivery of tertiary-treated recycled water, and urban runoff treatment.

Santa Margarita Water District provides safe, reliable drinking water, recycled water and wastewater services to over 200,000 residents in nine unique communities: Mission Viejo, Rancho Santa Margarita, San Juan Capistrano, and the communities of Coto de Caza, Las Flores, Ladera Ranch, Village of Sendero and Esencia, and Talega in San Clemente. The District is the second largest retail water agency in Orange County, by area, and third largest by customers served. The District relies on imported water from the Metropolitan Water District of Southern California. To provide more reliability, SMWD is working on an alternative water supply by 2030.

SMWD is governed by a five-member elected Board of Directors who appoint the General Manager. The District employs 185 employees in the following classifications codes:

<b>Code</b>	<b>Description</b>	<b>No of Employee</b>
0521	Irrigation Drainage	1
7520	Waterworks Operations	73
7580	Sanitation District	19
8742	Salespersons- Meter Readers	25
8810	Clerical	62

**RISK MANAGEMENT**

Risk Management Consultant(s): Jesse Cota and Jeremy Sadler

Date of Assessment: March 10, 2023

A new member risk assessment was conducted to determine substantial conformance with the JPIA's Commitment to Excellence (C2E) Program, JPIA best practices, occupational safety and health standards, and consensus with public agency loss control methods. The Risk Consultants noted that SMWD staff were welcoming, cooperative, responsive, and professional during the assessment.

The current carrier, CSRMA loss reports for the last ten years were reviewed, along with a comparison of losses and exposures to Moulton Niguel Water District and South Tahoe Public Utility District as both Agencies are current JPIA members, and of comparable size and operations. Over the past five-year period, SMWD experienced higher than average number of claims and claims costs, when compared to the average number claims and claims costs of the two Members used in the comparison. The 2023-24 SMWD Experience Modifier is 1.10.

<b>Year</b>	<b>SMWD Number of Claims</b>	<b>JPIA Members Average Number of Claims</b>	<b>SMWD Total Claims Cost</b>	<b>JPIA Members Average Total Claim Cost</b>
2022-2023	1	5	28,790	66,992
2021-2022	14	8.5	89,520	47,504
2020-2021	13	6.5	313,028	124,119
2019-2020	14	3.5	76,960	72,244
2018-2019	12	7	236,332	102,415
<b>Total</b>	<b>54</b>	<b>30.5</b>	<b>\$744,630</b>	<b>\$ 413,273</b>
<b>5 Year Average</b>	<b>10.8</b>	<b>6.1</b>	<b>\$148,926</b>	<b>\$82,655</b>

Overall, a favorable opinion was developed about the staff and operations of the SMWD. Should SMWD join the ACWA JPIA, a service plan will be implemented from July 2023 to June 2024 to complement the District's safety and risk management program with ACWA JPIA resources.

**RECOMMENDATION**

That the Executive Committee approve Santa Margarita Water District's application for admission into the Workers' Compensation Programs.

**ACWA JPIA**  
**Membership Approval Request**  
June 20, 2023

**AGENCY INFORMATION**

San Diego County Water Authority	<u>Program</u>	<u>Join Date</u>
Chula Vista, CA	Liability	Applying
San Diego County	Property	Applying
	Workers' Comp.	Applying

Date Formed: 1944  
 Type of Agency: Special District  
 Date Joined ACWA: 1962

**LINES OF COVERAGE**

<u>Program</u>	<u>TIVs/Payroll</u>	<u>Quoted Premium</u>	<u>Current Carrier</u>
Liability	\$ 36,157,022	\$415,591	JPRIMA
Property	\$376,006,333	\$484,722	JPRIMA
Workers' Comp.	\$ 36,157,022	\$399,295	JPRIMA

**BACKGROUND**

San Diego County Water Authority (SDCWA) was organized in 1944 to provide water to San Diego County. SDCWA obtains its water from the Metropolitan Water District of Southern California and wholesales the imported water to its member agencies. SDCWA employs 235 employees and is governed by a 36-member Board of Directors, appointed from the member agencies.

SDCWA has more than 270 miles of pipeline, with more than 1,600 aqueduct-related structures. Facilities to be covered include administration and warehouse buildings, a water treatment plant, two hydro plants, pump stations and flow regulatory structures.

SDCWA was an original Member of the Liability Program in 1979 and had also joined the Property and Workers' Compensation Programs before withdrawing in July 2008.

The SDCWA employs 235 employees in the following classifications codes:

<b>Code</b>	<b>Description</b>	<b>No. of Employees</b>
7520	Waterworks Operations	57
8742	Salespersons- Meter Readers	63
8810	Clerical	115
<b>Total Employees</b>		<b>235</b>

## **RISK MANAGEMENT**

Risk Management Consultant(s): Andrew Corral, Matt Bunde, Paul Myers

Date of Assessment: May 28-30, 2023

A new member risk assessment was conducted to determine substantial conformance with the JPIA's Commitment to Excellence (C2E) Program, JPIA best practices, occupational safety and health standards, and consensus with public agency loss control methods. The Risk Consultants noted that SDCWA'S staff were welcoming, cooperative, responsive, and professional during the assessment.

JPIA staff reviewed SDCWA's loss history for the past ten years and the frequency and severity of the claims for the past five years were compared with the following current JPIA Members of similar size and operations: Orange County Water District, Yuba County Water Agency, San Luis & Delta-Mendota Water Authority. SDCWA claims frequency and severity were lower than those of the Members used in the comparison.

Overall, a favorable opinion was developed about the staff and operations of the SDCWA. Should SDCWA join the ACWA JPIA, a service plan will be implemented from July 2023 to June 2024 to complement the SDCWA's safety and risk management program with ACWA JPIA resources.

The SDCWA has also applied for pass through group purchase policies including Excess Crime, Dam Failure Liability, and Cyber Liability.

## **RECOMMENDATION**

That the Executive Committee approve the San Diego County Water Authority's application for admission into the Liability, Property and Workers' Compensation Programs.

**ACWA JPIA**  
**Membership Approval Request**  
June 21, 2023

**AGENCY INFORMATION**

Lake Arrowhead Community Services District  
 Lake Arrowhead, California  
 San Bernardino County

Program  
 Workers' Comp.  
 Employee Benefits

Join Date  
 Applying  
 01/2021

Date Formed: 1978  
 Type of Agency: Special District  
 Date Joined ACWA: 2020

**LINES OF COVERAGE**

<u>Program</u>	<u>TIVs/Payroll</u>	<u>Quoted Premium</u>	<u>Current Carrier</u>
Workers' Comp	\$5,751,175	\$147,841	CSRMA

**BACKGROUND**

Lake Arrowhead Community Services District (LACSD) was formed in 1978 and provides water services to the Lake Arrowhead community and wastewater services to customers in Lake Arrowhead and the surrounding communities. Currently the District serves approximately 8,300 water customers and 10,500 wastewater customers. The District operates two water treatment plants, 19 water pumping stations, two wastewater plants, 21 wastewater pumping stations, 20 reservoir tanks and several hundred miles of pipelines. The District's water supply comes from Lake Arrowhead, and five wells in the Grass Valley Basin. They also have an agreement to purchase State Water Project water to supplement its water supply as necessary.

The District employs fifty-six staff members and is governed by a five-member elected Board of Directors. The Management team consists of the general manager, engineering manager, human resources manager, finance manager, operations manager, and field operations manager. LACSD's General Manager has served the district since 2016, and the previous five years as its Finance Manager.

**RISK MANAGEMENT**

Risk Management Consultant(s): Jesse Cota/Andrew Corral  
 Date of Assessment: April 10, 2023

A new member risk assessment was conducted to determine substantial conformance with the JPIA's Commitment to Excellence (C2E) Program, JPIA best practices, occupational safety and health standards, and consensus with public entity loss control methods.



JPIA staff reviewed the District's CSRMA loss history for the past 10 years and additional documentation which District staff was provided. The District experienced 27 claims over the last five years, with 14 claims relating to ergonomic issues. The District has a sustainable safety program in place, and has been working to identify solutions to reduce these types of claims. Several Job Hazard Analyses (JHA) were conducted on tasks with high employee risk, and from the JHAs updated procedures were developed for employees. The District's JPIA experience modification factor for the 2022/23 year is calculated as 1.08. In comparison to JPIA Members of similar size and operations, staff concluded that LACSD possesses a favorable risk profile.

Should LACSD join the Workers' Compensation Program, a first-year Service Plan will be formalized and scheduled to address the following:

- Review and implement additional best practices found in the JPIA's Commitment to Excellence Program
- Have one or more employees attend the CEAS I Back School Course
- Co-conduct ergonomic evaluations using the Ergonomic Site Survey Worksheet
- Discuss the implementation of a stretching program for both office and field staff
- Conduct District-wide ergonomic refresher training
- Conduct an Accident Investigation Program Review
- Conduct Accident Investigation with Supervisors

These recommendations along with what the District currently has in place will further help in the reduction of ergonomic injuries.

### **RECOMMENDATION**

That the Executive Committee approve Lake Arrowhead Community Services District's application for admission into the Workers' Compensation Program.

**ACWA JPIA**  
**CEO Update**  
**June 21, 2023**

**BACKGROUND**

This is a standing item on Executive Committee agendas.

**CURRENT SITUATION**

The JPIA's Chief Executive Officer will update the Executive Committee on relevant current issues, progress on the current Goals & Objectives, and potential future opportunities and challenges.

**RECOMMENDATION**

None, informational only.

# ACWA JPIA MEETINGS & CONFERENCE CALENDAR – 2023

MEETING DATES	BOARD OF DIRECTORS	EXECUTIVE	PERSONNEL	FINANCE & AUDIT	PROGRAMS				RISK MGMT	CWIF
					Emp. Benefits	Liability	Property	Work Comp		
JAN 23			2:00 PM COSTA MESA							
JAN 30									2:00 PM	
JAN 31		8:00 AM								
MAR 22				1:00 PM			3:00 PM			
MAR 23		8:00 AM								
APR 26					8:30 AM					
MAY 8	1:00 PM	9:45 AM						8:30 AM		
<b>MAY 9-11 ACWA SPRING CONFERENCE – MONTEREY</b>										
MAY 25										9:00 AM UTAH
JUNE 8			11:00 AM							
<b>JUNE 14-15 EXECUTIVE COMMITTEE ONBOARDING MEETING</b>										
JUNE 20							3:00 PM	1:00 PM		
JUNE 21		8:00 AM								1:00 PM
JULY 26					2:15 PM	12:30 PM				
JULY 27		8:00 AM								
SEPT 6			11:00 AM							
SEPT 27				3:00 PM		1:00 PM				
SEPT 28		8:00 AM								1:00 PM
OCT 25		8:30 AM								
NOV 27	1:30 PM	10:15 AM								
NOV 28										8:30 AM
<b>ACWA FALL CONFERENCE – NOVEMBER 29 – DECEMBER 1 – INDIAN WELLS</b>										

- CICA Conference, Rancho Mirage – March 5-7, 2023
- AGRiP Governance Conference, Orlando, FL – March 5-8, 2023
- CAJPA Conference, Lake Tahoe – September 12-14, 2023

**Company name:** JPIA  
**Report name:** Check register  
**Created on:** 6/15/2023  
**Agency:** 1--JPIA

Bank	Date	Vendor	Document no.	Amount Cleared
CBTGen_1961 - California Bank and Trust	5/2/2023	V000099--BLUEPAY		64.95 In Transit
	5/2/2023	V001462--LINDSAY DEGAN	2843	100.00 In Transit
	5/2/2023	V001459--JOE CROCKETT	2842	250.00 In Transit
	5/2/2023	V000630--MOULTON NIGUEL WATER DISTRICT	2845	250.00 In Transit
	5/2/2023	V001458--MATT HEAPE	2844	250.00 In Transit
	5/2/2023	V001461--GUY ATWOOD	2840	250.00 In Transit
	5/2/2023	V001460--JAMES SAMPSON	2841	100.00 In Transit
	5/2/2023	V001457--ZACHARY GOERZEN	2847	100.00 In Transit
	5/2/2023	V000963--TODD NOVACEK	2846	100.00 In Transit
	5/3/2023	V000201--COASTSIDE COUNTY WATER DISTRICT	2852	150.00 In Transit
	5/3/2023	V001138--GET DUSTY INC	2857	1,897.00 In Transit
	5/3/2023	V000211--CREATIVE PLANT DESIGNS	2853	222.71 In Transit
	5/3/2023	V000327--FIRST ALARM SECURITY AND PATROL INC	2856	351.80 In Transit
	5/3/2023	V000996--VALLEY FIRE AND SECURITY ALARMS,INC	2866	70.00 In Transit
	5/3/2023	V000124--BURKETTS OFFICE SUPPLIES, INC.	2850	1,802.70 In Transit
	5/3/2023	V000297--EL DORADO IRRIGATION DISTRICT	2855	150.00 In Transit
	5/3/2023	V000492--KEVIN J. CUTIGNI	2859	1,119.11 In Transit
	5/3/2023	V001464--MYRTLE ELIZABETH PRINCE FRITSCH	2861	2,400.00 In Transit
	5/3/2023	V000493--KEVIN PHILLIPS	2860	385.98 In Transit
	5/3/2023	V000986--UNITED STATES TREASURY	2865	265.00 In Transit
	5/3/2023	V001249--CITY OF ROSEVILLE FALSE ALARM REDUCTION PROGRAM	2851	15.00 In Transit
	5/3/2023	V000740--RANDALL J. REED	2862	857.53 In Transit
	5/3/2023	V000390--ISOLVED BENEFIT SERVICES	2858	906.19 In Transit
	5/3/2023	V000985--UNITED PARCEL SERVICE	2864	295.82 In Transit
	5/3/2023	V000259--DENISE J. DURAN-HANRATTY	2854	2,047.93 In Transit
	5/3/2023	V001041--XEROX CORPORATION	2867	2,986.12 In Transit
	5/3/2023	V000022--ALHAMBRA	2848	307.94 In Transit
	5/3/2023	V000868--SHRED-IT	2863	80.25 In Transit
	5/3/2023	V001463--BECK COMPUTER SYSTEMS INC	2849	20,342.99 In Transit
	5/4/2023	V000848--SCHOLARSHARE COLLEGE SAVINGS PLAN		320.00 In Transit
	5/4/2023	V000035--AMERICAN FUNDS GROUP		236.50 In Transit
	5/4/2023	V000534--LINCOLN FINANCIAL GROUP		2,430.77 In Transit
	5/4/2023	V000693--PAYLOCITY CORPORATION		226,317.49 In Transit
	5/4/2023	V000057--AON RISK INSURANCE SERVICES WEST	122003390000809	68,325.80 In Transit
	5/5/2023	V000375--HEALTH EQUITY		4,305.95 In Transit
	5/5/2023	V000204--CONSOLIDATED COMMUNICATIONS		1,506.68 In Transit
	5/5/2023	V000231--DAVID A DRAKE	122003390000826	1,134.00 In Transit
	5/5/2023	V000526--LEE S. PATTON	122003390000825	29.55 In Transit
	5/5/2023	V000439--JOHN BRUCE RUPP	122003390000824	1,280.96 In Transit
	5/5/2023	V000435--JESUS COTA	122003390000823	93.67 In Transit
	5/5/2023	V000645--NIDIA M. WATKINS	122003390000822	469.95 In Transit
	5/5/2023	V001319--CATHERINE T. GREEN	122003390000821	378.00 In Transit
	5/5/2023	V001354--PAULA CHRISTY	122003390000820	156.47 In Transit
	5/5/2023	V000785--ROBIN FLINT	122003390000819	224.92 In Transit
	5/5/2023	V001357--CHRIS M KAPHEIM	122003390000818	378.00 In Transit
	5/5/2023	V000318--ERIK KOWALEWSKI	122003390000817	1,672.34 In Transit
	5/5/2023	V001446--PAUL MYERS	122003390000816	113.18 In Transit
	5/5/2023	V001009--WALTER A SELLS	122003390000815	20.00 In Transit
	5/5/2023	V000163--CECILIA M. WUCHTER	122003390000814	14.41 In Transit
	5/5/2023	V000176--CHIMENE CAMACHO	122003390000813	10.48 In Transit

5/5/2023	V000700--PETER KORFHAGE	122003390000812	200.00 In Transit
5/5/2023	V000428--JENNIFER LYNN NOGOSEK	122003390000811	386.70 In Transit
5/5/2023	V001368--ANDREW CORRAL	122003390000810	220.08 In Transit
5/8/2023	V000723--PUBLIC EMPLOYEES RETIREMENT SYSTEM		11,268.73 In Transit
5/8/2023	V000723--PUBLIC EMPLOYEES RETIREMENT SYSTEM		40,263.51 In Transit
5/8/2023	V000194--CITY OF ROSEVILLE		2,326.48 In Transit
5/9/2023	V000703--PG and E		852.32 In Transit
5/9/2023	V001455--UMELLE LTD		12,800.00 In Transit
5/10/2023	V000375--HEALTH EQUITY		73.75 In Transit
5/11/2023	V000986--UNITED STATES TREASURY	2878	265.00 In Transit
5/11/2023	V000196--CLARK PEST CONTROL	2869	103.00 In Transit
5/11/2023	V001269--Kristan Brown	2872	100.00 In Transit
5/11/2023	V000740--RANDALL J. REED	2873	756.00 In Transit
5/11/2023	V001317--SHELLEY TIPPIT	2875	25.96 In Transit
5/11/2023	V000493--KEVIN PHILLIPS	2871	124.00 In Transit
5/11/2023	V000901--STANDARD INSURANCE COMPANY 1	2876	4,860.86 In Transit
5/11/2023	V000750--REDLINE COURIER SERVICE INC	2874	1,045.80 In Transit
5/11/2023	V001287--DATA DIMENSIONS LLC	2870	300.00 In Transit
5/11/2023	V000985--UNITED PARCEL SERVICE	2877	655.07 In Transit
5/11/2023	V001456--ABILITY REHAB SERVICES INC	2868	1,047.00 In Transit
5/12/2023	V000577--MATHEW C BUNDE	122003390000837	893.23 In Transit
5/12/2023	V000435--JESUS COTA	122003390000836	252.83 In Transit
5/12/2023	V001368--ANDREW CORRAL	122003390000835	664.17 In Transit
5/12/2023	V001268--Heidi Sander	122003390000834	50.00 In Transit
5/12/2023	V000226--DANIEL STEELE	122003390000833	50.00 In Transit
5/12/2023	V001270--CASSIE CRITTENDEN	122003390000832	145.01 In Transit
5/12/2023	V001319--CATHERINE T. GREEN	122003390000831	378.00 In Transit
5/12/2023	V000774--ROBERT GREENFIELD	122003390000830	27.51 In Transit
5/12/2023	V000526--LEE S. PATTON	122003390000829	71.31 In Transit
5/12/2023	V000238--DAVID EVARISTE deBERNARDI	122003390000828	145.41 In Transit
5/12/2023	V000785--ROBIN FLINT	122003390000827	108.94 In Transit
5/15/2023	V001009--WALTER A SELLS		1,200.00 In Transit
5/15/2023	V000071--ATT MOBILITY		1,643.46 In Transit

**Total for CBTGen\_1961**

**430,842.27**

**EBGen\_7181 - CB&T Emp Ben Main Acct #7181**

5/1/2023	V000587--MEDIMPACT HEALTHCARE SYSTEMS INC		312,226.36 In Transit
5/3/2023	V000254--DELTA DENTAL INSURANCE COMPANY		164,666.26 In Transit
5/3/2023	V000254--DELTA DENTAL INSURANCE COMPANY		2,339.16 In Transit
5/3/2023	V000254--DELTA DENTAL INSURANCE COMPANY		11,805.88 In Transit
5/4/2023	V000052--ANTHEM BLUE CROSS OF CALIFORNIA		1,098,859.42 In Transit
5/5/2023	V001363--PROGYNY INC		801.56 In Transit
5/5/2023	V000052--ANTHEM BLUE CROSS OF CALIFORNIA	122003390000299	237,707.27 In Transit
5/5/2023	V000052--ANTHEM BLUE CROSS OF CALIFORNIA	122003390000298	8,029.48 In Transit
5/5/2023	V000052--ANTHEM BLUE CROSS OF CALIFORNIA	122003390000297	2,295,242.83 In Transit
5/5/2023	V000255--DeltaCare USA	122003390000296	8,753.57 In Transit
5/5/2023	V000467--KAISER PERMANENTE - NORTH	122003390000295	760,107.52 In Transit
5/5/2023	V000468--KAISER PERMANENTE - SOUTH	122003390000294	1,790,892.31 In Transit
5/5/2023	V001005--VISION SERVICE PLAN	122003390000293	15,840.00 In Transit
5/5/2023	V001103--STANDARD LIFE INSURANCE	122003390000292	62,610.11 In Transit
5/5/2023	V001318--UNITED HEALTHCARE INSURANCE COMPANY	122003390000291	775,812.12 In Transit
5/5/2023	V000122--bswift	122003390000290	32,055.03 In Transit
5/5/2023	V001005--VISION SERVICE PLAN	122003390000289	106,856.13 In Transit
5/8/2023	V000587--MEDIMPACT HEALTHCARE SYSTEMS INC		455,739.90 In Transit
5/10/2023	V000254--DELTA DENTAL INSURANCE COMPANY		9,714.20 In Transit
5/10/2023	V000254--DELTA DENTAL INSURANCE COMPANY		2,598.89 In Transit

5/10/2023	V000254--DELTA DENTAL INSURANCE COMPANY		169,196.86 In Transit
5/11/2023	V000052--ANTHEM BLUE CROSS OF CALIFORNIA		915,942.02 In Transit
5/12/2023	V000010--ACCESS	122003390000300	329.78 In Transit
5/15/2023	V000587--MEDIMPACT HEALTHCARE SYSTEMS INC		48,496.95 In Transit
5/15/2023	V000587--MEDIMPACT HEALTHCARE SYSTEMS INC		374,767.87 In Transit

**Total for EBGGen\_7181**

**9,661,391.48**

**Company name:** JPIA  
**Report name:** Check register  
**Created on:** 6/15/2023  
**Agency:** 1--JPIA

Bank	Date	Vendor	Document no.	Amount Cleared
CBTGen_1961 - California Bank and Trust	5/17/2023	V001025--WESTERN MUNICIPAL WATER DISTRICT	2890	150.00 In Transit
	5/17/2023	V000985--UNITED PARCEL SERVICE	2888	105.99 In Transit
	5/17/2023	V000740--RANDALL J. REED	2885	4,026.78 In Transit
	5/17/2023	V001466--GRANITE BAY GOLF CLUB	2882	3,889.37 In Transit
	5/17/2023	V001465--ROBERT J KUNDE	2886	326.62 In Transit
	5/17/2023	V000984--U.S. POSTAL SERVICE (QUADIENT-POC)	2887	3,000.00 In Transit
	5/17/2023	V000378--HELIX WATER DISTRICT	2883	150.00 In Transit
	5/17/2023	V000131--CAGWIN AND DORWARD	2879	301.00 In Transit
	5/17/2023	V000654--OCCU-MED, LTD.	2884	133.00 In Transit
	5/17/2023	V000327--FIRST ALARM SECURITY AND PATROL INC	2881	18.12 In Transit
	5/17/2023	V000996--VALLEY FIRE AND SECURITY ALARMS,INC	2889	85.00 In Transit
	5/17/2023	V000190--CISCO SYSTEMS INC	2880	142.50 In Transit
	5/18/2023	V000035--AMERICAN FUNDS GROUP		236.50 In Transit
	5/18/2023	V000534--LINCOLN FINANCIAL GROUP		2,430.77 In Transit
	5/18/2023	V000693--PAYLOCITY CORPORATION		229,020.86 In Transit
	5/19/2023	V000074--BANK CARD CENTER		35,313.16 In Transit
	5/19/2023	V000693--PAYLOCITY CORPORATION		1,338.26 In Transit
	5/19/2023	V000375--HEALTH EQUITY		2,705.95 In Transit
	5/19/2023	V000848--SCHOLARSHARE COLLEGE SAVINGS PLAN		320.00 In Transit
	5/19/2023	V000176--CHIMENE CAMACHO	122003390000851	11.45 In Transit
	5/19/2023	V000338--FREDERICK R. BOCKMILLER JR	122003390000850	3,862.80 In Transit
	5/19/2023	V000439--JOHN BRUCE RUPP	122003390000849	4,677.45 In Transit
	5/19/2023	V000435--JESUS COTA	122003390000848	100.00 In Transit
	5/19/2023	V001446--PAUL MYERS	122003390000847	58.95 In Transit
	5/19/2023	V000226--DANIEL STEELE	122003390000846	392.24 In Transit
	5/19/2023	V000526--LEE S. PATTON	122003390000845	241.04 In Transit
	5/19/2023	V000846--SARAH CRAWFORD	122003390000844	413.18 In Transit
	5/19/2023	V000428--JENNIFER LYNN NOGOSEK	122003390000843	67.09 In Transit
	5/19/2023	V000592--MELODY A. HENRIQUES-McDONALD	122003390000842	3,551.55 In Transit
	5/19/2023	V000163--CECILIA M. WUCHTER	122003390000841	50.00 In Transit
	5/19/2023	V000403--JACQUELINE ANN RECH	122003390000840	71.30 In Transit
	5/19/2023	V001274--ADRIENNE BEATTY	122003390000839	249.00 In Transit
	5/19/2023	V001053--ZIX CORPORATION	122003390000838	116.00 In Transit
	5/22/2023	V000135--CALIFORNIA BANK AND TRUST		1,900.69 In Transit
	5/22/2023	V000723--PUBLIC EMPLOYEES RETIREMENT SYSTEM		12,472.60 In Transit
	5/22/2023	V000723--PUBLIC EMPLOYEES RETIREMENT SYSTEM		40,023.52 In Transit
	5/24/2023	V000986--UNITED STATES TREASURY	2895	265.00 In Transit
	5/24/2023	V000868--SHRED-IT	2894	160.50 In Transit
	5/24/2023	V000190--CISCO SYSTEMS INC	2892	142.50 In Transit
	5/24/2023	V001090--CANON FINANCIAL SERVICES INC	2891	1,618.74 In Transit
	5/24/2023	V000493--KEVIN PHILLIPS	2893	276.73 In Transit
	5/24/2023	V001041--XEROX CORPORATION	2896	3,443.17 In Transit
	5/24/2023	V001053--ZIX CORPORATION	122003390000853	116.00 In Transit
	5/24/2023	V001053--ZIX CORPORATION	122003390000852	0.00 In Transit
	5/25/2023	V000700--PETER KORFHAGE	122003390000861	41.40 In Transit
	5/25/2023	V001274--ADRIENNE BEATTY	122003390000860	40.62 In Transit
	5/25/2023	V001319--CATHERINE T. GREEN	122003390000859	1,442.31 In Transit
	5/25/2023	V000238--DAVID EVARISTE deBERNARDI	122003390000858	276.17 In Transit
	5/25/2023	V000226--DANIEL STEELE	122003390000857	41.92 In Transit
	5/25/2023	V000785--ROBIN FLINT	122003390000856	718.61 In Transit
5/25/2023	V000231--DAVID A DRAKE	122003390000855	1,947.45 In Transit	

5/25/2023	V000428--JENNIFER LYNN NOGOSEK	122003390000854	116.38 In Transit
5/31/2023	V000945--THE SACRAMENTO BEE	2931	1,047.41 In Transit
5/31/2023	V000985--UNITED PARCEL SERVICE	2934	145.53 In Transit
5/31/2023	V000057--AON RISK INSURANCE SERVICES WEST	2919	175.00 In Transit
5/31/2023	V000853--SCOTT H. QUADY	2929	1,472.85 In Transit
5/31/2023	V000880--SOLANO IRRIGATION DISTRICT	2930	100.00 In Transit
5/31/2023	V000057--AON RISK INSURANCE SERVICES WEST	2918	400.00 In Transit
5/31/2023	V000057--AON RISK INSURANCE SERVICES WEST	2917	400.00 In Transit
5/31/2023	V000057--AON RISK INSURANCE SERVICES WEST	2916	400.00 In Transit
5/31/2023	V000560--MAMMOTH COMMUNITY WATER DISTRICT	2924	150.00 In Transit
5/31/2023	V000560--MAMMOTH COMMUNITY WATER DISTRICT	2923	100.00 In Transit
5/31/2023	V000057--AON RISK INSURANCE SERVICES WEST	2915	100.00 In Transit
5/31/2023	V001173--OTAY WATER DISTRICT	2926	150.00 In Transit
5/31/2023	V000057--AON RISK INSURANCE SERVICES WEST	2914	800.00 In Transit
5/31/2023	V000057--AON RISK INSURANCE SERVICES WEST	2913	400.00 In Transit
5/31/2023	V000057--AON RISK INSURANCE SERVICES WEST	2912	800.00 In Transit
5/31/2023	V000994--VALLEY CENTER MUNICIPAL WATER DISTRICT	2935	75,519.70 In Transit
5/31/2023	V000022--ALHAMBRA	2898	304.94 In Transit
5/31/2023	V000057--AON RISK INSURANCE SERVICES WEST	2911	400.00 In Transit
5/31/2023	V001447--TONY WATERFORD	2932	347.15 In Transit
5/31/2023	V000057--AON RISK INSURANCE SERVICES WEST	2910	400.00 In Transit
5/31/2023	V000057--AON RISK INSURANCE SERVICES WEST	2909	400.00 In Transit
5/31/2023	V000985--UNITED PARCEL SERVICE	2933	150.25 In Transit
5/31/2023	V000057--AON RISK INSURANCE SERVICES WEST	2908	100.00 In Transit
5/31/2023	V000057--AON RISK INSURANCE SERVICES WEST	2907	800.00 In Transit
5/31/2023	V000057--AON RISK INSURANCE SERVICES WEST	2906	400.00 In Transit
5/31/2023	V000057--AON RISK INSURANCE SERVICES WEST	2905	400.00 In Transit
5/31/2023	V000057--AON RISK INSURANCE SERVICES WEST	2904	400.00 In Transit
5/31/2023	V000057--AON RISK INSURANCE SERVICES WEST	2903	400.00 In Transit
5/31/2023	V000057--AON RISK INSURANCE SERVICES WEST	2902	400.00 In Transit
5/31/2023	V000057--AON RISK INSURANCE SERVICES WEST	2901	400.00 In Transit
5/31/2023	V000057--AON RISK INSURANCE SERVICES WEST	2900	800.00 In Transit
5/31/2023	V000259--DENISE J. DURAN-HANRATTY	2921	484.88 In Transit
5/31/2023	V001238--RIVER CITY STAFFING INC	2928	3,490.56 In Transit
5/31/2023	V001128--KNOWBE4 INC	2922	145.00 In Transit
5/31/2023	V000011--ACWA	2897	120.00 In Transit
5/31/2023	V000057--AON RISK INSURANCE SERVICES WEST	2899	800.00 In Transit
5/31/2023	V001468--MUNICIPAL RESOURCE GROUP LLC	2925	6,000.00 In Transit
5/31/2023	V000259--DENISE J. DURAN-HANRATTY	2920	1,213.89 In Transit
5/31/2023	V001238--RIVER CITY STAFFING INC	2927	4,320.00 In Transit

Total for CBTGen\_1961

**467,437.40**

**EBGen\_7181 - CB&T Emp Ben Main Acct #7181**

5/17/2023	V000254--DELTA DENTAL INSURANCE COMPANY		5,064.00 In Transit
5/17/2023	V000254--DELTA DENTAL INSURANCE COMPANY		142,941.59 In Transit
5/17/2023	V000254--DELTA DENTAL INSURANCE COMPANY		1,136.35 In Transit
5/18/2023	V000052--ANTHEM BLUE CROSS OF CALIFORNIA		1,715,690.40 In Transit
5/18/2023	V000026--ALLIANT INSURANCE SERVICES INC-		5,000.00 In Transit
5/19/2023	V001192--CARRUM HEALTH INC	122003390000301	1,775.00 In Transit
5/22/2023	V000587--MEDIMPACT HEALTHCARE SYSTEMS INC		248,072.95 In Transit
5/24/2023	V000254--DELTA DENTAL INSURANCE COMPANY		16,889.43 In Transit
5/24/2023	V000254--DELTA DENTAL INSURANCE COMPANY		1,299.99 In Transit
5/24/2023	V000254--DELTA DENTAL INSURANCE COMPANY		147,972.82 In Transit
5/25/2023	V000052--ANTHEM BLUE CROSS OF CALIFORNIA		971,175.39 In Transit
5/30/2023	V000587--MEDIMPACT HEALTHCARE SYSTEMS INC		445,007.06 In Transit
5/31/2023	V000254--DELTA DENTAL INSURANCE COMPANY		2,946.66 In Transit



	5/31/2023	V000254--DELTA DENTAL INSURANCE COMPANY		136,227.67 In Transit
	5/31/2023	V000254--DELTA DENTAL INSURANCE COMPANY		8,895.88 In Transit
	5/31/2023	V000122--bswift	122003390000302	39,754.49 In Transit
<b>Total for EBGGen_7181</b>				<b><u>3,889,849.68</u></b>

**Company name:** JPIA  
**Report name:** Check register  
**Created on:** 6/15/2023  
**Agency:** 1--JPIA

Bank	Date	Vendor	Document no.	Amount Cleared
CBTGen_1961 - California Bank and Trust	6/1/2023	V000848--SCHOLARSHARE COLLEGE SAVINGS PLAN		320.00 In Transit
	6/1/2023	V000693--PAYLOCITY CORPORATION		219,351.97 In Transit
	6/1/2023	V000035--AMERICAN FUNDS GROUP		236.50 In Transit
	6/1/2023	V000534--LINCOLN FINANCIAL GROUP		2,430.77 In Transit
	6/2/2023	V000099--BLUEPAY		64.95 In Transit
	6/2/2023	V000375--HEALTH EQUITY		3,205.95 In Transit
	6/2/2023	V000846--SARAH CRAWFORD	122003390000875	45.33 In Transit
	6/2/2023	V000231--DAVID A DRAKE	122003390000874	798.58 In Transit
	6/2/2023	V000238--DAVID EVARISTE deBERNARDI	122003390000873	29.14 In Transit
	6/2/2023	V001009--WALTER A SELLS	122003390000872	10.00 In Transit
	6/2/2023	V001368--ANDREW CORRAL	122003390000871	165.06 In Transit
	6/2/2023	V001357--CHRIS M KAPHEIM	122003390000870	3,313.51 In Transit
	6/2/2023	V000526--LEE S. PATTON	122003390000869	64.85 In Transit
	6/2/2023	V001354--PAULA CHRISTY	122003390000868	50.00 In Transit
	6/2/2023	V001087--JILLIAN SCIANCALEPORE	122003390000867	318.31 In Transit
	6/2/2023	V000249--DEBORAH JEAN CRUZ	122003390000866	296.62 In Transit
	6/2/2023	V000774--ROBERT GREENFIELD	122003390000865	20.00 In Transit
	6/2/2023	V000318--ERIK KOWALEWSKI	122003390000864	96.87 In Transit
	6/2/2023	V000428--JENNIFER LYNN NOGOSEK	122003390000863	16.13 In Transit
	6/2/2023	V000685--PATTI RIDER	122003390000862	45.13 In Transit
	6/5/2023	V000723--PUBLIC EMPLOYEES RETIREMENT SYSTEM		39,468.55 In Transit
	6/5/2023	V000723--PUBLIC EMPLOYEES RETIREMENT SYSTEM		11,987.19 In Transit
	6/6/2023	V000703--PG and E		543.21 In Transit
	6/6/2023	V000204--CONSOLIDATED COMMUNICATIONS		1,502.77 In Transit
	6/6/2023	V000194--CITY OF ROSEVILLE		2,830.43 In Transit
	6/7/2023	V001455--UMELLE LTD		14,160.00 In Transit
	6/7/2023	V000985--UNITED PARCEL SERVICE	2948	84.38 In Transit
	6/7/2023	V000986--UNITED STATES TREASURY	2949	265.00 In Transit
	6/7/2023	V000211--CREATIVE PLANT DESIGNS	2937	185.00 In Transit
	6/7/2023	V000327--FIRST ALARM SECURITY AND PATROL INC	2939	351.80 In Transit
	6/7/2023	V000996--VALLEY FIRE AND SECURITY ALARMS,INC	2950	70.00 In Transit
	6/7/2023	V001428--MOLLY QUIRK	2944	141.74 In Transit
	6/7/2023	V000327--FIRST ALARM SECURITY AND PATROL INC	2938	18.12 In Transit
	6/7/2023	V000493--KEVIN PHILLIPS	2940	36.94 In Transit
	6/7/2023	V000750--REDLINE COURIER SERVICE INC	2946	1,165.32 In Transit
	6/7/2023	V001469--STACEY LOLLAR	2947	589.21 In Transit
	6/7/2023	V000740--RANDALL J. REED	2945	1,381.49 In Transit
	6/7/2023	V000124--BURKETTS OFFICE SUPPLIES, INC.	2936	1,356.13 In Transit
	6/7/2023	V001450--Law Office of Semha Alwaya, A Professional Corporati	2943	96.00 In Transit
	6/7/2023	V001450--Law Office of Semha Alwaya, A Professional Corporati	2942	2,756.64 In Transit
	6/7/2023	V001450--Law Office of Semha Alwaya, A Professional Corporati	2941	1,952.00 In Transit
	6/8/2023	V000231--DAVID A DRAKE	122003390000883	378.00 In Transit
	6/8/2023	V000226--DANIEL STEELE	122003390000882	50.00 In Transit
	6/8/2023	V000846--SARAH CRAWFORD	122003390000881	68.53 In Transit
	6/8/2023	V000592--MELODY A. HENRIQUES-McDONALD	122003390000880	1,730.76 In Transit
	6/8/2023	V001467--SZU PEI LU	122003390000879	756.00 In Transit
	6/8/2023	V000403--JACQUELINE ANN RECH	122003390000878	50.00 In Transit
	6/8/2023	V001274--ADRIENNE BEATTY	122003390000877	34.06 In Transit
	6/8/2023	V000526--LEE S. PATTON	122003390000876	220.09 In Transit
	6/9/2023	V000375--HEALTH EQUITY		70.80 In Transit
	6/13/2023	V000071--ATT MOBILITY		955.63 In Transit
	6/13/2023	V000297--EL DORADO IRRIGATION DISTRICT	2955	300.00 In Transit
	6/13/2023	V001014--WATER REPLENISHMENT DISTRICT OF SOUTHERN CA	2961	335.00 In Transit
	6/13/2023	V000380--HI-DESERT WATER DISTRICT	2956	150.00 In Transit
	6/13/2023	V001173--OTAY WATER DISTRICT	2959	150.00 In Transit
	6/13/2023	V001315--JEREMY SADLER	2957	144.11 In Transit
	6/13/2023	V000521--LEADERSHIP DEVELOPMENT NETWORK, LLC.	2958	6,890.00 In Transit
	6/13/2023	V000901--STANDARD INSURANCE COMPANY 1	2960	4,733.90 In Transit
	6/13/2023	V000131--CAGWIN AND DORWARD	2952	301.00 In Transit
	6/13/2023	V001287--DATA DIMENSIONS LLC	2954	300.00 In Transit
	6/13/2023	V001056--CPS HR CONSULTING	2953	2,205.00 In Transit

	6/13/2023	V000011--ACWA	2951	40.00 In Transit
	6/14/2023	V000035--AMERICAN FUNDS GROUP		236.50 In Transit
	6/14/2023	V000848--SCHOLARSHARE COLLEGE SAVINGS PLAN		320.00 In Transit
	6/14/2023	V000534--LINCOLN FINANCIAL GROUP		2,430.77 In Transit
<b>Total for CBTGen_1961</b>				<b>334,671.74</b>
<b>EBGen_7181 - CB&amp;T Emp Ben Main Acct #7181</b>				
	6/2/2023	V000052--ANTHEM BLUE CROSS OF CALIFORNIA		1,140,630.71 In Transit
	6/5/2023	V000587--MEDIMPACT HEALTHCARE SYSTEMS INC		349,141.32 In Transit
	6/8/2023	V000052--ANTHEM BLUE CROSS OF CALIFORNIA		1,091,117.60 In Transit
	6/8/2023	V000254--DELTA DENTAL INSURANCE COMPANY		773.22 In Transit
	6/8/2023	V000254--DELTA DENTAL INSURANCE COMPANY		8,830.18 In Transit
	6/8/2023	V000254--DELTA DENTAL INSURANCE COMPANY		129,270.46 In Transit
	6/12/2023	V000587--MEDIMPACT HEALTHCARE SYSTEMS INC		342,070.02 In Transit
	6/14/2023	V000254--DELTA DENTAL INSURANCE COMPANY		155,166.34 In Transit
	6/14/2023	V000254--DELTA DENTAL INSURANCE COMPANY		1,643.95 In Transit
	6/14/2023	V000254--DELTA DENTAL INSURANCE COMPANY		12,664.46 In Transit
	6/14/2023	V000010--ACCESS	122003390000303	336.94 In Transit
<b>Total for EBGen_7181</b>				<b>3,231,645.20</b>

From 5/1/2023  
to 5/15/2023

ACWA Joint Powers Insurance Authority  
**Claims Payment Report**

Sorted By District

<u>Check Date</u>	<u>Check</u>	<u>District Name</u>	<u>Claim Date</u>	<u>Transaction Type</u>	<u>Amount</u>
05/10/2023	2004832	Alameda CFC & WCD, Zone 7 Water Age	07/01/2019	Defense Attorney	3,776.50
05/02/2023	245193	Alameda County Water District	06/28/2022	Medical, general	160.57
05/03/2023	245266	Alameda County Water District	04/10/2023	Diagnostics	141.90
05/11/2023	245466	Alameda County Water District	04/10/2023	Diagnostics	25.72
05/03/2023	245296	Alameda County Water District	04/10/2023	Medical, general	108.27
05/03/2023	245297	Alameda County Water District	04/10/2023	Medical, general	186.55
05/09/2023	245375	Alameda County Water District	04/10/2023	Medical, general	164.57
05/02/2023	245164	Alameda County Water District	04/10/2023	Bill Review Fee	8.50
05/02/2023	245164	Alameda County Water District	04/10/2023	Bill Review Fee	8.50
05/02/2023	245164	Alameda County Water District	04/10/2023	Bill Review Fee	8.50
05/09/2023	245351	Alameda County Water District	04/10/2023	Bill Review Fee	8.50
05/10/2023	245387	Alameda County Water District	04/10/2023	Bill Review Fee	8.50
05/03/2023	245270	Alameda County Water District	03/16/2023	Physical therapy	149.64
05/02/2023	245194	Alameda County Water District	03/16/2023	Medical, general	154.46
05/02/2023	245164	Alameda County Water District	03/16/2023	Bill Review Fee	8.50
05/02/2023	245164	Alameda County Water District	03/16/2023	Bill Review Fee	2.82
05/04/2023	245332	Alameda County Water District	03/16/2023	Medical, general	133.31
05/04/2023	245325	Alameda County Water District	03/16/2023	Bill Review Fee	8.50
05/04/2023	245325	Alameda County Water District	03/16/2023	Bill Review Fee	2.51
05/09/2023	245366	Alameda County Water District	09/18/2022	Medical, general	198.35
05/09/2023	245351	Alameda County Water District	09/18/2022	Bill Review Fee	8.50
05/09/2023	245351	Alameda County Water District	09/18/2022	Bill Review Fee	3.73
05/11/2023	245411	Alameda County Water District	01/25/2021	PPD	580.00
05/10/2023	2004828	Alameda County Water District	05/01/2022	Expense General	11.01
05/10/2023	2004827	Alameda County Water District	05/01/2022	Defense Attorney	633.00
05/04/2023	245344	Alameda County Water District	03/19/2021	PPD	580.00
05/04/2023	245343	Amador Water Agency	12/09/2022	Medical, general	75.97
05/04/2023	245325	Amador Water Agency	12/09/2022	Bill Review Fee	8.50
05/04/2023	245325	Amador Water Agency	12/09/2022	Bill Review Fee	14.49
05/11/2023	245405	Antelope Valley-East Kern Water Agency	07/07/2022	Bill Review Fee	8.50
05/11/2023	245405	Antelope Valley-East Kern Water Agency	07/07/2022	Bill Review Fee	38.75
05/11/2023	245419	Antelope Valley-East Kern Water Agency	07/07/2022	Hospital (Outpatient)	6,264.91
05/01/2023	2004751	Bard Water District	08/20/2012	Legal (Defense)	301.00
05/01/2023	2004762	Bard Water District	08/20/2012	Pharmacy	429.39
05/08/2023	2004800	Bard Water District	08/20/2012	Pharmacy	15.05
05/15/2023	2004839	Bodega Bay Public Utility District	08/20/2022	Expense General	11.01
05/15/2023	2004838	Bodega Bay Public Utility District	08/20/2022	Defense Attorney	1,765.50

From 5/1/2023  
to 5/15/2023

ACWA Joint Powers Insurance Authority  
**Claims Payment Report**

Sorted By District

<u>Check Date</u>	<u>Check</u>	<u>District Name</u>	<u>Claim Date</u>	<u>Transaction Type</u>	<u>Amount</u>
05/15/2023	2004837	Bodega Bay Public Utility District	10/25/2022	Defense Attorney	123.00
05/11/2023	245420	Buena Vista Water Storage District	02/18/2023	Physical therapy	222.84
05/01/2023	2004765	Buena Vista Water Storage District	02/18/2023	Pharmacy	9.93
05/04/2023	245314	Buena Vista Water Storage District	02/18/2023	TTD	941.12
05/03/2023	245298	Buena Vista Water Storage District	02/18/2023	Medical, general	115.74
05/03/2023	245260	Buena Vista Water Storage District	02/18/2023	Bill Review Fee	8.50
05/03/2023	245260	Buena Vista Water Storage District	02/18/2023	Bill Review Fee	14.18
05/11/2023	245405	Buena Vista Water Storage District	02/18/2023	Bill Review Fee	8.50
05/11/2023	245405	Buena Vista Water Storage District	02/18/2023	Bill Review Fee	18.57
05/10/2023	2004823	Buena Vista Water Storage District	06/22/2020	Expense General	11.01
05/10/2023	2004822	Buena Vista Water Storage District	06/22/2020	Defense Attorney	61.50
05/15/2023	2004840	Butte Water District	10/04/2020	Defense Attorney	20.50
05/10/2023	2004818	Byron-Bethany Irrigation District	05/21/2021	Defense Attorney	123.00
05/10/2023	2004819	Byron-Bethany Irrigation District	05/21/2021	Expense General	177.85
05/11/2023	245476	Calleguas Municipal Water District	09/22/2021	Physical therapy	183.56
05/10/2023	245387	Calleguas Municipal Water District	09/22/2021	Bill Review Fee	8.50
05/10/2023	245387	Calleguas Municipal Water District	09/22/2021	Bill Review Fee	8.10
05/02/2023	245169	Carmichael Water District	12/12/2019	Legal (Defense)	381.10
05/09/2023	245349	Carmichael Water District	12/12/2019	Medical, general	124.24
05/09/2023	245351	Carmichael Water District	12/12/2019	Bill Review Fee	8.50
05/09/2023	245351	Carmichael Water District	12/12/2019	Bill Review Fee	18.25
05/08/2023	2004789	Carmichael Water District	08/31/2020	Defense Attorney	765.00
05/08/2023	2004790	Carmichael Water District	08/31/2020	Expense General	104.90
05/10/2023	2004824	Castroville Community Services District	02/08/2020	Defense Attorney	20.50
05/10/2023	2004826	Central Water District	10/13/2021	Expense General	312.92
05/10/2023	2004825	Central Water District	10/13/2021	Defense Attorney	225.50
05/08/2023	2004804	Citrus Heights Water District	02/01/2023	Pharmacy	80.45
05/11/2023	245406	Citrus Heights Water District	02/01/2023	Utilization review	150.00
05/02/2023	245154	Citrus Heights Water District	04/19/2023	Appraiser	100.00
05/11/2023	245472	Citrus Heights Water District	05/01/2023	TTD	1,001.66
05/02/2023	245164	Clear Creek Community Services District	06/07/2022	Bill Review Fee	8.50
05/02/2023	245164	Clear Creek Community Services District	06/07/2022	Bill Review Fee	7.26
05/03/2023	245284	Clear Creek Community Services District	06/07/2022	Medical, general	90.49
05/11/2023	245417	Clearlake Oaks County Water District	12/11/2020	PPD	580.00
05/02/2023	245171	Clearlake Oaks County Water District	12/11/2020	Legal (Defense)	1,352.91
05/02/2023	245152	Coastside County Water District	11/28/2022	Liability - Small Claims	527.19
05/02/2023	245245	Consolidated Irrigation District	09/23/2021	Deposition/Witness fees	910.00
05/02/2023	245177	Consolidated Irrigation District	09/23/2021	Legal (Defense)	724.09

From 5/1/2023  
to 5/15/2023

ACWA Joint Powers Insurance Authority  
**Claims Payment Report**

Sorted By District

<u>Check Date</u>	<u>Check</u>	<u>District Name</u>	<u>Claim Date</u>	<u>Transaction Type</u>	<u>Amount</u>
05/11/2023	245405	Consolidated Irrigation District	09/23/2021	Bill Review Fee	8.50
05/04/2023	245325	Consolidated Irrigation District	09/23/2021	Bill Review Fee	8.50
05/04/2023	245325	Consolidated Irrigation District	09/23/2021	Bill Review Fee	1.08
05/09/2023	245351	Consolidated Irrigation District	09/23/2021	Bill Review Fee	8.50
05/10/2023	245387	Consolidated Irrigation District	09/23/2021	Bill Review Fee	8.50
05/10/2023	245387	Consolidated Irrigation District	09/23/2021	Bill Review Fee	1.67
05/10/2023	245387	Consolidated Irrigation District	09/23/2021	Bill Review Fee	0.13
05/04/2023	245324	Consolidated Irrigation District	09/23/2021	Medical, general	57.63
05/11/2023	245403	Consolidated Irrigation District	09/23/2021	Medical, general	88.64
05/11/2023	245404	Consolidated Irrigation District	09/23/2021	Medical, general	129.24
05/04/2023	245334	Corcoran Irrigation District	01/09/2015	Medical, general	73.76
05/04/2023	245325	Corcoran Irrigation District	01/09/2015	Bill Review Fee	8.50
05/04/2023	245325	Corcoran Irrigation District	01/09/2015	Bill Review Fee	6.91
05/08/2023	2004794	Crescenta Valley Water District	03/02/2021	Adjuster	549.29
05/10/2023	245378	Crescenta Valley Water District	04/08/2023	Expert	300.00
05/03/2023	245268	Cucamonga Valley Water District	08/10/2022	Physical therapy	164.59
05/02/2023	245164	Cucamonga Valley Water District	08/10/2022	Bill Review Fee	8.50
05/02/2023	245164	Cucamonga Valley Water District	08/10/2022	Bill Review Fee	3.10
05/02/2023	245161	Desert Water Agency	03/20/2023	Medical, general	246.34
05/02/2023	245164	Desert Water Agency	03/20/2023	Bill Review Fee	8.50
05/02/2023	245164	Desert Water Agency	03/20/2023	Bill Review Fee	1.01
05/04/2023	245325	Desert Water Agency	03/20/2023	Bill Review Fee	8.50
05/04/2023	245325	Desert Water Agency	03/20/2023	Bill Review Fee	2.52
05/04/2023	245326	Desert Water Agency	03/20/2023	Medical, general	191.23
05/04/2023	245327	Diablo Water District	12/07/2021	PPD	580.00
05/11/2023	245414	East Contra Costa Irrigation District	04/12/2023	Hospital (Inpatient)	1,444.70
05/11/2023	245467	East Contra Costa Irrigation District	04/12/2023	Medical, general	186.55
05/10/2023	245387	East Contra Costa Irrigation District	04/12/2023	Bill Review Fee	8.50
05/10/2023	245387	East Contra Costa Irrigation District	04/12/2023	Bill Review Fee	8.50
05/11/2023	245406	East Contra Costa Irrigation District	10/05/2020	Utilization review	275.00
05/02/2023	245196	East Contra Costa Irrigation District	10/05/2020	Diagnostics	361.85
05/09/2023	245351	East Contra Costa Irrigation District	10/05/2020	Bill Review Fee	8.50
05/09/2023	245351	East Contra Costa Irrigation District	10/05/2020	Bill Review Fee	1.76
05/09/2023	245355	East Contra Costa Irrigation District	10/05/2020	Medical, general	93.66
05/11/2023	245406	East Contra Costa Irrigation District	03/03/2022	Utilization review	935.00
05/02/2023	245186	East Contra Costa Irrigation District	03/03/2022	Case management service	352.80
05/02/2023	245192	East Contra Costa Irrigation District	03/03/2022	TTD	2,545.74
05/11/2023	245455	East Contra Costa Irrigation District	03/03/2022	Hospital (Outpatient)	8,493.65

From 5/1/2023  
to 5/15/2023

ACWA Joint Powers Insurance Authority  
**Claims Payment Report**

Sorted By District

<u>Check Date</u>	<u>Check</u>	<u>District Name</u>	<u>Claim Date</u>	<u>Transaction Type</u>	<u>Amount</u>
05/11/2023	245409	East Contra Costa Irrigation District	03/03/2022	Medical, general	202.62
05/10/2023	245387	East Contra Costa Irrigation District	03/03/2022	Bill Review Fee	8.50
05/10/2023	245387	East Contra Costa Irrigation District	03/03/2022	Bill Review Fee	43.34
05/10/2023	245387	East Contra Costa Irrigation District	03/03/2022	Bill Review Fee	8.50
05/10/2023	245387	East Contra Costa Irrigation District	03/03/2022	Bill Review Fee	2.13
05/02/2023	245230	East Contra Costa Irrigation District	03/17/2023	Medical, general	123.16
05/11/2023	245446	East Orange County Water District	05/01/2023	TTD	2,001.61
05/09/2023	245348	El Dorado Irrigation District	04/11/2023	Medical, general	96.77
05/09/2023	245351	El Dorado Irrigation District	04/11/2023	Bill Review Fee	8.50
05/09/2023	245351	El Dorado Irrigation District	04/11/2023	Bill Review Fee	3.42
05/09/2023	245362	El Dorado Irrigation District	07/14/2021	DME Supplies	189.84
05/03/2023	245252	El Dorado Irrigation District	02/09/2023	Medical, general	96.77
05/11/2023	245425	El Dorado Irrigation District	02/09/2023	TTD	1,851.20
05/11/2023	245426	El Dorado Irrigation District	02/09/2023	TTD	396.69
05/03/2023	245260	El Dorado Irrigation District	02/09/2023	Bill Review Fee	8.50
05/03/2023	245260	El Dorado Irrigation District	02/09/2023	Bill Review Fee	3.42
05/08/2023	2004801	El Toro Water District	06/22/2015	Pharmacy	36.28
05/02/2023	245176	El Toro Water District	06/22/2015	Legal (Defense)	590.71
05/04/2023	245331	El Toro Water District	09/25/2019	Physical therapy	195.77
05/04/2023	245325	El Toro Water District	09/25/2019	Bill Review Fee	8.50
05/11/2023	245406	El Toro Water District	11/24/2021	Utilization review	370.00
05/03/2023	245299	El Toro Water District	04/06/2023	Medical, general	143.67
05/11/2023	245475	El Toro Water District	04/06/2023	Medical, general	121.91
05/02/2023	245164	El Toro Water District	04/06/2023	Bill Review Fee	8.50
05/02/2023	245164	El Toro Water District	04/06/2023	Bill Review Fee	16.79
05/10/2023	245387	El Toro Water District	04/06/2023	Bill Review Fee	8.50
05/10/2023	245387	El Toro Water District	04/06/2023	Bill Review Fee	7.94
05/03/2023	245259	El Toro Water District	05/31/2018	Medical, general	210.81
05/02/2023	245164	El Toro Water District	05/31/2018	Bill Review Fee	8.50
05/10/2023	245387	El Toro Water District	05/31/2018	Bill Review Fee	8.50
05/10/2023	245387	El Toro Water District	05/31/2018	Bill Review Fee	5.98
05/02/2023	245160	El Toro Water District	05/31/2018	Physical therapy	135.53
05/11/2023	245396	El Toro Water District	05/31/2018	Physical therapy	135.53
05/03/2023	245260	Elsinore Valley Municipal Water District	05/05/2014	Bill Review Fee	8.50
05/03/2023	245260	Elsinore Valley Municipal Water District	05/05/2014	Bill Review Fee	10.80
05/03/2023	245283	Elsinore Valley Municipal Water District	05/05/2014	Medical, general	172.79
05/02/2023	245167	Elsinore Valley Municipal Water District	05/05/2014	Legal (Defense)	1,206.65
05/10/2023	2004815	Fair Oaks Water District	10/26/2021	Defense Attorney	123.00

From 5/1/2023  
to 5/15/2023

ACWA Joint Powers Insurance Authority  
**Claims Payment Report**

Sorted By District

<u>Check Date</u>	<u>Check</u>	<u>District Name</u>	<u>Claim Date</u>	<u>Transaction Type</u>	<u>Amount</u>
05/11/2023	245406	Fallbrook Public Utility District	03/06/2023	Utilization review	150.00
05/03/2023	245269	Fallbrook Public Utility District	03/06/2023	Medical, general	136.47
05/02/2023	245164	Fallbrook Public Utility District	03/06/2023	Bill Review Fee	8.50
05/02/2023	245164	Fallbrook Public Utility District	03/06/2023	Bill Review Fee	2.57
05/09/2023	245367	Fallbrook Public Utility District	04/02/2023	Physical therapy	154.42
05/02/2023	245195	Fallbrook Public Utility District	04/02/2023	Medical, general	187.21
05/09/2023	245351	Fallbrook Public Utility District	04/02/2023	Bill Review Fee	8.50
05/09/2023	245351	Fallbrook Public Utility District	04/02/2023	Bill Review Fee	2.91
05/03/2023	245295	Florin Resource Conservation District/Elk	03/21/2023	Physical therapy	180.32
05/11/2023	245469	Florin Resource Conservation District/Elk	03/21/2023	Physical therapy	76.02
05/02/2023	245231	Florin Resource Conservation District/Elk	03/21/2023	Medical, general	161.23
05/11/2023	245468	Florin Resource Conservation District/Elk	03/21/2023	Medical, general	130.60
05/02/2023	245164	Florin Resource Conservation District/Elk	03/21/2023	Bill Review Fee	8.50
05/10/2023	245387	Florin Resource Conservation District/Elk	03/21/2023	Bill Review Fee	8.50
05/10/2023	245387	Florin Resource Conservation District/Elk	03/21/2023	Bill Review Fee	8.50
05/04/2023	245303	Foothill Municipal Water District	04/21/2019	Expert	1,812.50
05/10/2023	245384	Fresno Metropolitan Flood Control District	01/31/2023	Property - District Property	7,505.83
05/04/2023	245305	Fresno Metropolitan Flood Control District	01/09/2023	Liability - Property Damage	2,073.79
05/02/2023	245168	Glenn-Colusa Irrigation District	07/13/2021	Legal (Defense)	743.15
05/11/2023	245397	Glenn-Colusa Irrigation District	06/21/2021	Physical therapy	94.66
05/10/2023	245387	Glenn-Colusa Irrigation District	06/21/2021	Bill Review Fee	8.50
05/10/2023	245387	Glenn-Colusa Irrigation District	06/21/2021	Bill Review Fee	7.89
05/02/2023	245179	Glenn-Colusa Irrigation District	10/19/2021	Legal (Defense)	400.16
05/10/2023	2004813	Glenn-Colusa Irrigation District	03/02/2021	Defense Attorney	410.00
05/02/2023	245164	Glenn-Colusa Irrigation District	11/29/2021	Bill Review Fee	8.50
05/02/2023	245164	Glenn-Colusa Irrigation District	11/29/2021	Bill Review Fee	6.38
05/10/2023	245387	Glenn-Colusa Irrigation District	11/29/2021	Bill Review Fee	8.50
05/10/2023	245387	Glenn-Colusa Irrigation District	11/29/2021	Bill Review Fee	6.38
05/02/2023	245164	Glenn-Colusa Irrigation District	11/29/2021	Bill Review Fee	6.38
05/03/2023	245272	Glenn-Colusa Irrigation District	11/29/2021	Physical therapy	144.47
05/03/2023	245273	Glenn-Colusa Irrigation District	11/29/2021	Physical therapy	144.47
05/03/2023	245274	Glenn-Colusa Irrigation District	11/29/2021	Physical therapy	144.47
05/03/2023	245275	Glenn-Colusa Irrigation District	11/29/2021	Physical therapy	144.47
05/11/2023	245441	Glenn-Colusa Irrigation District	11/29/2021	Physical therapy	144.47
05/02/2023	245164	Glenn-Colusa Irrigation District	11/29/2021	Bill Review Fee	8.50
05/02/2023	245164	Glenn-Colusa Irrigation District	11/29/2021	Bill Review Fee	6.38
05/02/2023	245164	Glenn-Colusa Irrigation District	11/29/2021	Bill Review Fee	8.50
05/02/2023	245164	Glenn-Colusa Irrigation District	11/29/2021	Bill Review Fee	6.38



From 5/1/2023  
to 5/15/2023

ACWA Joint Powers Insurance Authority  
**Claims Payment Report**

Sorted By District

<u>Check Date</u>	<u>Check</u>	<u>District Name</u>	<u>Claim Date</u>	<u>Transaction Type</u>	<u>Amount</u>
05/02/2023	245164	Glenn-Colusa Irrigation District	11/29/2021	Bill Review Fee	8.50
05/04/2023	245318	Goleta Water District	01/11/2023	TTD	3,238.30
05/02/2023	245159	Goleta Water District	03/02/2021	Med/Legal evaluation	4,535.00
05/03/2023	245248	Helix Water District	04/13/2023	Liability - Small Claims	325.00
05/03/2023	245289	Helix Water District	03/14/2023	Diagnostics	65.96
05/02/2023	245164	Helix Water District	03/14/2023	Bill Review Fee	8.50
05/02/2023	245202	Helix Water District	03/14/2023	Physical therapy	211.59
05/02/2023	245203	Helix Water District	03/14/2023	Physical therapy	151.96
05/02/2023	245204	Helix Water District	03/14/2023	Physical therapy	157.83
05/02/2023	245205	Helix Water District	03/14/2023	Physical therapy	157.83
05/02/2023	245164	Helix Water District	03/16/2022	Bill Review Fee	8.50
05/11/2023	245405	Helix Water District	03/16/2022	Bill Review Fee	8.50
05/11/2023	245405	Helix Water District	03/16/2022	Bill Review Fee	0.53
05/02/2023	245185	Helix Water District	03/16/2022	Anesthesiologist	372.58
05/11/2023	245454	Helix Water District	03/16/2022	Medical, general	11.90
05/08/2023	2004788	Helix Water District	06/01/2022	Defense Attorney	112.50
05/02/2023	245164	Helix Water District	07/27/2022	Bill Review Fee	8.50
05/02/2023	245164	Helix Water District	07/27/2022	Bill Review Fee	13.60
05/10/2023	245387	Helix Water District	07/27/2022	Bill Review Fee	8.50
05/10/2023	245387	Helix Water District	07/27/2022	Bill Review Fee	6.21
05/11/2023	245440	Helix Water District	07/27/2022	Medical, general	45.64
05/02/2023	245244	Helix Water District	07/27/2022	Hospital (Outpatient)	6,732.80
05/09/2023	245365	Helix Water District	07/27/2022	TTD	2,328.34
05/01/2023	2004756	Helix Water District	07/27/2022	Legal (Defense)	609.25
05/10/2023	245387	Helix Water District	04/12/1989	Bill Review Fee	8.50
05/10/2023	245387	Helix Water District	04/12/1989	Bill Review Fee	4.29
05/02/2023	245216	Helix Water District	04/12/1989	Chiropractor	126.90
05/11/2023	245453	Helix Water District	04/12/1989	Chiropractor	97.15
05/08/2023	2004783	Helix Water District	07/23/2019	PPD	580.00
05/09/2023	245371	Helix Water District	08/19/2021	Medical, general	14.00
05/09/2023	245372	Helix Water District	08/19/2021	Medical, general	14.00
05/04/2023	245313	Helix Water District	08/19/2021	Physical therapy	169.23
05/04/2023	245325	Helix Water District	08/19/2021	Bill Review Fee	8.50
05/03/2023	245285	Helix Water District	02/07/2023	Diagnostics	52.71
05/02/2023	245164	Helix Water District	02/07/2023	Bill Review Fee	8.50
05/11/2023	245434	Kaweah Delta Water Conservation District	03/22/2022	Surgery Costs	1,468.89
05/11/2023	245433	Kaweah Delta Water Conservation District	03/22/2022	Medical, general	469.43
05/03/2023	245251	Kaweah Delta Water Conservation District	03/22/2022	Anesthesiologist	264.98

From 5/1/2023  
to 5/15/2023

ACWA Joint Powers Insurance Authority  
**Claims Payment Report**

Sorted By District

<u>Check Date</u>	<u>Check</u>	<u>District Name</u>	<u>Claim Date</u>	<u>Transaction Type</u>	<u>Amount</u>
05/03/2023	245260	Kaweah Delta Water Conservation District	03/22/2022	Bill Review Fee	8.50
05/03/2023	245260	Kaweah Delta Water Conservation District	03/22/2022	Bill Review Fee	16.56
05/10/2023	245387	Kaweah Delta Water Conservation District	03/22/2022	Bill Review Fee	8.50
05/10/2023	245387	Kaweah Delta Water Conservation District	03/22/2022	Bill Review Fee	29.91
05/11/2023	245405	Kaweah Delta Water Conservation District	03/22/2022	Bill Review Fee	8.50
05/11/2023	245405	Kaweah Delta Water Conservation District	03/22/2022	Bill Review Fee	15.58
05/02/2023	245181	Kaweah Delta Water Conservation District	10/07/2014	Medical, general	101.22
05/08/2023	2004802	Kings River Conservation District	11/18/2016	Pharmacy	13.89
05/08/2023	2004797	La Habra Heights County Water District	09/07/2022	Adjuster	808.50
05/10/2023	245377	Laguna Beach County Water District	02/06/2023	Liability - Property Damage	11,596.57
05/08/2023	2004795	Laguna Beach County Water District	12/19/2022	Adjuster	1,159.13
05/08/2023	2004791	Laguna Beach County Water District	11/25/2021	Defense Attorney	1,102.50
05/08/2023	2004792	Laguna Beach County Water District	11/25/2021	Expense General	38.63
05/03/2023	245262	Laguna Beach County Water District	06/11/2020	Medical, general	240.93
05/02/2023	245164	Laguna Beach County Water District	06/11/2020	Bill Review Fee	8.50
05/02/2023	245164	Laguna Beach County Water District	06/11/2020	Bill Review Fee	9.00
05/11/2023	245406	Laguna Beach County Water District	06/11/2020	Utilization review	1,025.00
05/02/2023	245166	Laguna Beach County Water District	10/29/2019	Legal (Defense)	95.28
05/03/2023	245260	Laguna Beach County Water District	10/29/2019	Bill Review Fee	8.50
05/03/2023	245260	Laguna Beach County Water District	11/30/2020	Bill Review Fee	8.50
05/03/2023	245261	Laguna Beach County Water District	11/30/2020	Medical, general	236.17
05/03/2023	245260	Laguna Beach County Water District	11/30/2020	Bill Review Fee	35.10
05/03/2023	245250	Laguna Beach County Water District	08/10/2022	Liability - Property Damage	46,247.59
05/11/2023	245450	Las Virgenes Municipal Water District	06/03/2022	PPD	580.00
05/04/2023	245338	Las Virgenes Municipal Water District	04/10/2023	TTD	232.76
05/04/2023	245339	Las Virgenes Municipal Water District	04/10/2023	TTD	1,149.11
05/04/2023	245340	Las Virgenes Municipal Water District	04/10/2023	TTD	689.47
05/11/2023	245405	Las Virgenes Municipal Water District	04/10/2023	Bill Review Fee	0.85
05/11/2023	245405	Las Virgenes Municipal Water District	04/10/2023	Bill Review Fee	8.50
05/11/2023	245405	Las Virgenes Municipal Water District	04/10/2023	Bill Review Fee	0.52
05/11/2023	245473	Las Virgenes Municipal Water District	04/10/2023	Diagnostics	337.07
05/11/2023	245474	Las Virgenes Municipal Water District	04/10/2023	Medical, general	205.03
05/11/2023	245405	Las Virgenes Municipal Water District	04/10/2023	Bill Review Fee	8.50
05/02/2023	245148	Littlerock Creek Irrigation District	04/23/2023	Appraiser	333.87
05/10/2023	245385	Littlerock Creek Irrigation District	04/23/2023	Property - District Property	4,107.95
05/10/2023	2004830	Madera Irrigation District	08/06/2020	Expense General	1,179.12
05/10/2023	2004829	Madera Irrigation District	08/06/2020	Defense Attorney	4,524.00
05/11/2023	245388	Majestic Pines Community Services Distri	10/07/2022	Liability- Bodily Injury	6,500.00

From 5/1/2023  
to 5/15/2023

ACWA Joint Powers Insurance Authority  
**Claims Payment Report**

Sorted By District

<u>Check Date</u>	<u>Check</u>	<u>District Name</u>	<u>Claim Date</u>	<u>Transaction Type</u>	<u>Amount</u>
05/09/2023	245353	Mariana Ranchos County Water District	09/10/2019	PPD	9,487.14
05/02/2023	245153	Marina Coast Water District	05/01/2011	Defense Attorney	56,980.00
05/08/2023	2004793	Marina Coast Water District	05/01/2011	Defense Attorney	1,012.50
05/11/2023	245421	Merced Irrigation District	10/29/2020	TTD	2,023.02
05/11/2023	245391	Merced Irrigation District	10/29/2020	Medical, general	45.55
05/10/2023	245387	Merced Irrigation District	10/29/2020	Bill Review Fee	8.50
05/10/2023	245387	Merced Irrigation District	10/29/2020	Bill Review Fee	9.18
05/11/2023	245451	Merced Irrigation District	01/26/2023	TTD	1,364.98
05/11/2023	245452	Merced Irrigation District	01/26/2023	Medical, general	115.74
05/11/2023	245406	Merced Irrigation District	01/26/2023	Utilization review	1,230.00
05/11/2023	245405	Merced Irrigation District	01/26/2023	Bill Review Fee	8.50
05/11/2023	245405	Merced Irrigation District	01/26/2023	Bill Review Fee	13.90
05/08/2023	2004785	Merced Irrigation District	07/21/2022	Defense Attorney	1,417.50
05/10/2023	2004831	Merced Irrigation District	03/06/2020	Defense Attorney	922.50
05/08/2023	2004784	Mesa Water District	10/31/2012	Life pension	272.22
05/03/2023	2004768	Mesa Water District	09/27/2022	Expense General	760.43
05/03/2023	2004767	Mesa Water District	09/27/2022	Defense Attorney	3,490.50
05/11/2023	245449	Mesa Water District	08/31/2022	Medical, general	241.86
05/03/2023	245260	Mesa Water District	08/31/2022	Bill Review Fee	8.50
05/03/2023	245260	Mesa Water District	08/31/2022	Bill Review Fee	1.87
05/04/2023	245325	Mesa Water District	08/31/2022	Bill Review Fee	8.50
05/04/2023	245325	Mesa Water District	08/31/2022	Bill Review Fee	2.05
05/10/2023	245387	Mesa Water District	08/31/2022	Bill Review Fee	8.50
05/10/2023	245387	Mesa Water District	08/31/2022	Bill Review Fee	15.99
05/11/2023	245406	Mesa Water District	08/31/2022	Utilization review	150.00
05/03/2023	245256	Mesa Water District	08/31/2022	Medical, general	142.07
05/04/2023	245323	Mesa Water District	08/31/2022	Chiropractor	155.55
05/11/2023	245405	Mesa Water District	07/30/2020	Bill Review Fee	8.50
05/11/2023	245405	Mesa Water District	07/30/2020	Bill Review Fee	8.13
05/09/2023	245357	Mesa Water District	07/30/2020	TTD	2,314.58
05/11/2023	245395	Mesa Water District	07/30/2020	Diagnostics	184.14
05/02/2023	245164	Mesa Water District	07/30/2020	Bill Review Fee	8.50
05/10/2023	245387	Mesa Water District	07/30/2020	Bill Review Fee	8.50
05/10/2023	245387	Mesa Water District	07/30/2020	Bill Review Fee	21.94
05/03/2023	245263	Mesa Water District	07/30/2020	Diagnostics	294.63
05/11/2023	245406	Mesa Water District	07/30/2020	Utilization review	1,025.00
05/11/2023	245471	Mesa Water District	07/30/2020	Medical, general	117.23
05/02/2023	245224	Mid-Peninsula Water District	03/19/2021	Medical, general	224.53

From 5/1/2023  
to 5/15/2023

ACWA Joint Powers Insurance Authority  
**Claims Payment Report**

Sorted By District

<u>Check Date</u>	<u>Check</u>	<u>District Name</u>	<u>Claim Date</u>	<u>Transaction Type</u>	<u>Amount</u>
05/02/2023	245172	Mid-Peninsula Water District	03/19/2021	Legal (Defense)	76.22
05/02/2023	245173	Mid-Peninsula Water District	03/19/2021	Legal (Defense)	362.05
05/02/2023	245164	Mid-Peninsula Water District	03/19/2021	Bill Review Fee	8.50
05/02/2023	245164	Mid-Peninsula Water District	03/19/2021	Bill Review Fee	2.96
05/15/2023	2004841	Mid-Peninsula Water District	03/21/2023	Defense Attorney	635.50
05/15/2023	2004842	Mid-Peninsula Water District	03/21/2023	Expense General	43.23
05/10/2023	245380	Mission Springs Water District	12/26/2021	Liability - Property Damage	23,079.05
05/03/2023	2004774	Mojave Water Agency	07/19/2018	Expense General	63.18
05/03/2023	2004773	Mojave Water Agency	07/19/2018	Defense Attorney	1,053.00
05/08/2023	2004806	Monte Vista Water District	01/05/2020	Expense General	97.11
05/08/2023	2004805	Monte Vista Water District	01/05/2020	Defense Attorney	1,618.50
05/02/2023	245164	Monte Vista Water District	03/02/2023	Bill Review Fee	8.50
05/02/2023	245164	Monte Vista Water District	03/02/2023	Bill Review Fee	22.85
05/02/2023	245164	Monte Vista Water District	03/02/2023	Bill Review Fee	8.50
05/02/2023	245164	Monte Vista Water District	03/02/2023	Bill Review Fee	8.75
05/02/2023	245164	Monte Vista Water District	03/02/2023	Bill Review Fee	8.50
05/02/2023	245164	Monte Vista Water District	03/02/2023	Bill Review Fee	8.75
05/02/2023	245164	Monte Vista Water District	03/02/2023	Bill Review Fee	8.50
05/02/2023	245164	Monte Vista Water District	03/02/2023	Bill Review Fee	14.63
05/03/2023	245276	Monte Vista Water District	03/02/2023	Medical, general	287.39
05/03/2023	245277	Monte Vista Water District	03/02/2023	Medical, general	59.51
05/03/2023	245278	Monte Vista Water District	03/02/2023	Medical, general	59.51
05/03/2023	245279	Monte Vista Water District	03/02/2023	Medical, general	88.00
05/10/2023	245386	Monte Vista Water District	02/04/2020	Expense General	3,125.00
05/03/2023	2004780	Monte Vista Water District	02/04/2020	Expense General	21.00
05/03/2023	2004779	Monte Vista Water District	02/04/2020	Defense Attorney	350.00
05/10/2023	2004808	Montecito Water District	01/09/2018	Expense General	180.00
05/03/2023	2004778	Montecito Water District	01/09/2018	Expense General	1,276.57
05/03/2023	2004777	Montecito Water District	01/09/2018	Defense Attorney	16,594.50
05/04/2023	245304	Moulton Niguel Water District	03/02/2023	Liability - Property Damage	650.00
05/15/2023	2004847	Moulton Niguel Water District	03/02/2023	Adjuster	4,072.60
05/02/2023	245189	North Coast County Water District	03/20/2023	Diagnostics	178.79
05/02/2023	245234	North Coast County Water District	03/20/2023	Diagnostics	20.49
05/02/2023	245236	North Coast County Water District	03/20/2023	Medical, general	186.55
05/02/2023	245164	North Coast County Water District	03/20/2023	Bill Review Fee	8.50
05/02/2023	245164	North Coast County Water District	03/20/2023	Bill Review Fee	8.50
05/02/2023	245164	North Coast County Water District	02/06/2023	Bill Review Fee	8.50
05/02/2023	245164	North Coast County Water District	02/06/2023	Bill Review Fee	8.50

From 5/1/2023  
to 5/15/2023

ACWA Joint Powers Insurance Authority  
**Claims Payment Report**

Sorted By District

<u>Check Date</u>	<u>Check</u>	<u>District Name</u>	<u>Claim Date</u>	<u>Transaction Type</u>	<u>Amount</u>
05/02/2023	245164	North Coast County Water District	02/06/2023	Bill Review Fee	8.50
05/02/2023	245237	North Coast County Water District	02/06/2023	Diagnostics	387.43
05/02/2023	245240	North Coast County Water District	02/06/2023	Diagnostics	64.11
05/02/2023	245229	North Coast County Water District	02/06/2023	Medical, general	136.00
05/02/2023	245235	North Coast County Water District	02/06/2023	Medical, general	186.55
05/15/2023	2004836	Oakdale Irrigation District	05/31/2021	Expense General	111.35
05/15/2023	2004835	Oakdale Irrigation District	05/31/2021	Defense Attorney	3,116.00
05/10/2023	2004833	Oakdale Irrigation District	12/31/2022	Adjuster	2,022.15
05/11/2023	245407	Orange County Water District	10/03/2022	Medical, general	244.08
05/10/2023	245387	Orange County Water District	10/03/2022	Bill Review Fee	8.50
05/10/2023	245387	Orange County Water District	10/03/2022	Bill Review Fee	2.86
05/02/2023	245164	Orange County Water District	10/10/2017	Bill Review Fee	8.50
05/02/2023	245164	Orange County Water District	10/10/2017	Bill Review Fee	1.49
05/02/2023	245213	Orange County Water District	10/10/2017	Medical, general	192.64
05/02/2023	245163	Orange County Water District	02/28/2023	Physical therapy	183.20
05/03/2023	245254	Orange County Water District	02/28/2023	Physical therapy	183.20
05/03/2023	245257	Orange County Water District	02/28/2023	Physical therapy	147.56
05/11/2023	245399	Orange County Water District	02/28/2023	Physical therapy	147.56
05/11/2023	245401	Orange County Water District	02/28/2023	Physical therapy	147.56
05/02/2023	245164	Orange County Water District	02/28/2023	Bill Review Fee	8.50
05/10/2023	245387	Orange County Water District	02/28/2023	Bill Review Fee	1.94
05/10/2023	245387	Orange County Water District	02/28/2023	Bill Review Fee	8.50
05/10/2023	245387	Orange County Water District	02/28/2023	Bill Review Fee	1.94
05/02/2023	245164	Orange County Water District	02/28/2023	Bill Review Fee	2.41
05/02/2023	245164	Orange County Water District	02/28/2023	Bill Review Fee	8.50
05/02/2023	245164	Orange County Water District	02/28/2023	Bill Review Fee	2.41
05/03/2023	245260	Orange County Water District	02/28/2023	Bill Review Fee	8.50
05/03/2023	245260	Orange County Water District	02/28/2023	Bill Review Fee	1.94
05/10/2023	245387	Orange County Water District	02/28/2023	Bill Review Fee	8.50
05/02/2023	245149	Orange County Water District	02/15/2023	Liability - Property Damage	411.34
05/03/2023	245255	Orange County Water District	03/15/2023	Physical therapy	290.58
05/03/2023	245258	Orange County Water District	03/15/2023	Physical therapy	145.29
05/04/2023	245320	Orange County Water District	03/15/2023	Medical, general	144.56
05/11/2023	245400	Orange County Water District	03/15/2023	Medical, general	144.56
05/02/2023	245164	Orange County Water District	03/15/2023	Bill Review Fee	8.50
05/02/2023	245164	Orange County Water District	03/15/2023	Bill Review Fee	3.83
05/03/2023	245260	Orange County Water District	03/15/2023	Bill Review Fee	8.50
05/03/2023	245260	Orange County Water District	03/15/2023	Bill Review Fee	1.91

From 5/1/2023  
to 5/15/2023

ACWA Joint Powers Insurance Authority  
**Claims Payment Report**

Sorted By District

<u>Check Date</u>	<u>Check</u>	<u>District Name</u>	<u>Claim Date</u>	<u>Transaction Type</u>	<u>Amount</u>
05/04/2023	245325	Orange County Water District	03/15/2023	Bill Review Fee	8.50
05/04/2023	245325	Orange County Water District	03/15/2023	Bill Review Fee	1.90
05/10/2023	245387	Orange County Water District	03/15/2023	Bill Review Fee	8.50
05/10/2023	245387	Orange County Water District	03/15/2023	Bill Review Fee	1.90
05/04/2023	245321	Orange County Water District	04/09/2023	Medical, general	257.23
05/04/2023	245322	Orange County Water District	04/09/2023	Medical, general	432.66
05/04/2023	245325	Orange County Water District	04/09/2023	Bill Review Fee	8.50
05/04/2023	245325	Orange County Water District	04/09/2023	Bill Review Fee	3.39
05/04/2023	245325	Orange County Water District	04/09/2023	Bill Review Fee	8.50
05/04/2023	245325	Orange County Water District	04/09/2023	Bill Review Fee	5.69
05/08/2023	2004786	Otay Water District	01/03/2021	Defense Attorney	240.00
05/02/2023	245211	Otay Water District	04/19/2023	TTD	499.08
05/01/2023	2004766	Otay Water District	04/19/2023	Pharmacy	8.42
05/02/2023	245164	Otay Water District	06/15/2022	Bill Review Fee	8.50
05/02/2023	245164	Otay Water District	06/15/2022	Bill Review Fee	10.23
05/09/2023	245351	Otay Water District	06/15/2022	Bill Review Fee	8.50
05/09/2023	245351	Otay Water District	06/15/2022	Bill Review Fee	23.08
05/11/2023	245405	Otay Water District	06/15/2022	Bill Review Fee	8.50
05/11/2023	245405	Otay Water District	06/15/2022	Bill Review Fee	10.23
05/09/2023	245352	Otay Water District	06/15/2022	Medical, general	115.74
05/03/2023	245267	Otay Water District	06/15/2022	Physical therapy	122.83
05/11/2023	245427	Otay Water District	06/15/2022	Physical therapy	122.83
05/02/2023	245217	Otay Water District	03/15/2023	Hospital (Inpatient)	14,167.40
05/02/2023	245164	Otay Water District	03/15/2023	Bill Review Fee	6,580.70
05/02/2023	245164	Otay Water District	03/15/2023	Bill Review Fee	72.28
05/02/2023	245164	Otay Water District	03/15/2023	Bill Review Fee	8.50
05/02/2023	245164	Otay Water District	03/15/2023	Bill Review Fee	5.76
05/02/2023	245164	Otay Water District	03/15/2023	Bill Review Fee	8.50
05/02/2023	245218	Otay Water District	03/15/2023	Hospital (Outpatient)	894.82
05/09/2023	245369	Otay Water District	03/15/2023	TTD	2,991.50
05/02/2023	245187	Otay Water District	03/15/2023	Case management service	2,956.99
05/02/2023	245219	Otay Water District	03/15/2023	Medical, general	115.20
05/09/2023	245373	Otay Water District	03/22/2022	Medical, general	389.94
05/09/2023	245351	Otay Water District	03/22/2022	Bill Review Fee	8.50
05/09/2023	245351	Otay Water District	03/22/2022	Bill Review Fee	5.13
05/02/2023	245164	Otay Water District	03/07/2023	Bill Review Fee	8.50
05/03/2023	245286	Otay Water District	03/07/2023	Medical, general	161.00
05/10/2023	245383	Otay Water District	10/03/2022	Liability - Property Damage	35,449.18

From 5/1/2023  
to 5/15/2023

ACWA Joint Powers Insurance Authority  
**Claims Payment Report**

Sorted By District

<u>Check Date</u>	<u>Check</u>	<u>District Name</u>	<u>Claim Date</u>	<u>Transaction Type</u>	<u>Amount</u>
05/11/2023	245405	Palmdale Water District	04/06/2023	Bill Review Fee	8.50
05/02/2023	245164	Palmdale Water District	04/06/2023	Bill Review Fee	8.50
05/02/2023	245164	Palmdale Water District	04/06/2023	Bill Review Fee	8.50
05/02/2023	245164	Palmdale Water District	04/06/2023	Bill Review Fee	8.50
05/10/2023	245387	Palmdale Water District	04/06/2023	Bill Review Fee	8.50
05/11/2023	245406	Palmdale Water District	04/06/2023	Utilization review	400.00
05/09/2023	245363	Palmdale Water District	04/06/2023	Diagnostics	342.68
05/10/2023	245387	Palmdale Water District	04/06/2023	Bill Review Fee	8.50
05/02/2023	245222	Palmdale Water District	04/06/2023	Diagnostics	40.62
05/03/2023	245291	Palmdale Water District	04/06/2023	Diagnostics	12.64
05/02/2023	245221	Palmdale Water District	04/06/2023	Medical, general	254.17
05/11/2023	245458	Palmdale Water District	04/06/2023	Medical, general	210.81
05/11/2023	245412	Palmdale Water District	04/06/2023	Pharmacy	10.13
05/11/2023	245413	Palmdale Water District	04/06/2023	Pharmacy	10.75
05/15/2023	2004843	Palo Verde Irrigation District	06/17/2021	Defense Attorney	280.00
05/15/2023	2004844	Palo Verde Irrigation District	06/17/2021	Expense General	17.24
05/02/2023	245175	Panoche Water District	08/17/2019	Legal (Defense)	1,600.62
05/11/2023	245430	Panoche Water District	08/17/2019	Mileage	201.74
05/10/2023	245387	Panoche Water District	08/17/2019	Bill Review Fee	8.50
05/10/2023	245387	Panoche Water District	08/17/2019	Bill Review Fee	27.28
05/11/2023	245393	Panoche Water District	08/17/2019	Medical, general	118.69
05/11/2023	245406	Patterson Irrigation District	08/09/2012	Utilization review	980.00
05/02/2023	245157	Patterson Irrigation District	08/09/2012	Medical, general	118.16
05/02/2023	245164	Patterson Irrigation District	08/09/2012	Bill Review Fee	8.50
05/02/2023	245197	Patterson Irrigation District	08/09/2012	Medical Interpreter	90.00
05/09/2023	245354	Ramona Municipal Water District	10/03/2017	PPD	580.00
05/02/2023	245182	Ramona Municipal Water District	10/03/2017	Med/Legal evaluation	1,316.00
05/01/2023	2004754	Ramona Municipal Water District	10/03/2017	Legal (Defense)	282.75
05/01/2023	2004764	Ramona Municipal Water District	02/28/2022	Pharmacy	9.34
05/04/2023	245307	Rancho California Water District	07/04/2020	Expense General	65.00
05/04/2023	245308	Rancho California Water District	07/04/2020	Expense General	172.00
05/04/2023	245309	Rancho California Water District	07/04/2020	Expense General	145.00
05/04/2023	245310	Rancho California Water District	07/04/2020	Expense General	147.00
05/01/2023	2004761	Rancho California Water District	03/18/2008	Pharmacy	20.07
05/08/2023	2004799	Rancho California Water District	03/18/2008	Pharmacy	29.22
05/04/2023	245311	Rancho California Water District	10/31/2022	Liability - Property Damage	2,332.33
05/11/2023	245389	Rosedale-Rio Bravo Water Storage Distric	08/07/2019	Liability- Bodily Injury	75,000.00
05/10/2023	2004812	Rosedale-Rio Bravo Water Storage Distric	08/07/2019	Defense Attorney	7,421.50

From 5/1/2023  
to 5/15/2023

ACWA Joint Powers Insurance Authority  
**Claims Payment Report**

Sorted By District

<u>Check Date</u>	<u>Check</u>	<u>District Name</u>	<u>Claim Date</u>	<u>Transaction Type</u>	<u>Amount</u>
05/10/2023	245381	Rosedale-Rio Bravo Water Storage Distric	08/07/2019	Liability- Bodily Injury	50,000.00
05/10/2023	245387	Rowland Water District	03/24/2021	Bill Review Fee	8.50
05/09/2023	245346	Sacramento Suburban Water District	04/24/2023	Appraiser	100.00
05/02/2023	245232	Sacramento Suburban Water District	03/08/2023	Physical therapy	250.09
05/02/2023	245239	Sacramento Suburban Water District	03/08/2023	Physical therapy	76.02
05/02/2023	245238	Sacramento Suburban Water District	03/08/2023	Medical, general	143.60
05/02/2023	245164	Sacramento Suburban Water District	03/08/2023	Bill Review Fee	8.50
05/02/2023	245164	Sacramento Suburban Water District	03/08/2023	Bill Review Fee	8.50
05/10/2023	2004811	Sacramento Suburban Water District	12/19/2019	Defense Attorney	697.00
05/10/2023	2004820	Sacramento Suburban Water District	08/24/2021	Defense Attorney	533.00
05/10/2023	2004821	Sacramento Suburban Water District	08/24/2021	Expense General	50.00
05/01/2023	2004752	San Juan Water District	04/01/2021	Adjuster	650.18
05/11/2023	245470	San Juan Water District	04/11/2023	Medical, general	161.23
05/11/2023	245405	San Juan Water District	04/11/2023	Bill Review Fee	8.50
05/10/2023	2004816	San Juan Water District	01/05/2022	Defense Attorney	410.00
05/02/2023	245243	San Luis & Delta-Mendota Water Authority	01/11/2021	Med/Legal evaluation	2,015.00
05/02/2023	245165	San Luis & Delta-Mendota Water Authority	02/10/2020	Legal (Defense)	133.39
05/11/2023	245448	San Luis & Delta-Mendota Water Authority	02/01/2021	Applicant attorney fee	9,000.00
05/11/2023	245423	San Luis & Delta-Mendota Water Authority	02/01/2021	C&R	7,095.00
05/11/2023	245422	San Luis & Delta-Mendota Water Authority	02/01/2021	TTD	17,350.00
05/11/2023	245424	San Luis & Delta-Mendota Water Authority	02/01/2021	C&R/Future Medical	26,555.00
05/03/2023	245282	San Luis Water District	08/09/2013	Medical, general	140.55
05/11/2023	245406	San Luis Water District	08/09/2013	Utilization review	800.00
05/04/2023	245316	San Luis Water District	08/09/2013	Mileage	235.22
05/04/2023	245317	San Luis Water District	08/09/2013	Mileage	71.13
05/02/2023	245164	San Luis Water District	08/09/2013	Bill Review Fee	8.50
05/02/2023	245164	San Luis Water District	08/09/2013	Bill Review Fee	2.65
05/02/2023	245158	San Luis Water District	09/04/2020	Medical, general	118.16
05/03/2023	245249	Santa Clarita Valley Water Agency	01/05/2022	Expert	3,000.00
05/03/2023	2004782	Santa Clarita Valley Water Agency	01/05/2022	Expense General	1,030.17
05/03/2023	2004781	Santa Clarita Valley Water Agency	01/05/2022	Defense Attorney	3,292.50
05/02/2023	245151	Santa Clarita Valley Water Agency	01/05/2022	Expert	17,028.11
05/11/2023	245408	Santa Clarita Valley Water Agency	09/15/2022	Mileage	6.55
05/03/2023	245300	Santa Clarita Valley Water Agency	03/01/2022	Physical therapy	148.06
05/03/2023	245301	Santa Clarita Valley Water Agency	03/01/2022	Physical therapy	148.06
05/03/2023	245302	Santa Clarita Valley Water Agency	03/01/2022	Physical therapy	148.06
05/11/2023	245477	Santa Clarita Valley Water Agency	03/01/2022	Physical therapy	145.79
05/09/2023	245358	Santa Clarita Valley Water Agency	03/01/2022	TTD	3,079.42



From 5/1/2023  
to 5/15/2023

ACWA Joint Powers Insurance Authority  
**Claims Payment Report**

Sorted By District

<u>Check Date</u>	<u>Check</u>	<u>District Name</u>	<u>Claim Date</u>	<u>Transaction Type</u>	<u>Amount</u>
05/11/2023	245435	Santa Clarita Valley Water Agency	03/01/2022	Medical, general	1,357.16
05/10/2023	245387	Santa Clarita Valley Water Agency	03/01/2022	Bill Review Fee	8.50
05/10/2023	245387	Santa Clarita Valley Water Agency	03/01/2022	Bill Review Fee	59.87
05/10/2023	245387	Santa Clarita Valley Water Agency	03/01/2022	Bill Review Fee	8.50
05/10/2023	245387	Santa Clarita Valley Water Agency	03/01/2022	Bill Review Fee	1.54
05/02/2023	245164	Santa Clarita Valley Water Agency	03/01/2022	Bill Review Fee	8.50
05/02/2023	245164	Santa Clarita Valley Water Agency	03/01/2022	Bill Review Fee	1.56
05/02/2023	245164	Santa Clarita Valley Water Agency	03/01/2022	Bill Review Fee	8.50
05/02/2023	245164	Santa Clarita Valley Water Agency	03/01/2022	Bill Review Fee	1.56
05/02/2023	245164	Santa Clarita Valley Water Agency	03/01/2022	Bill Review Fee	8.50
05/02/2023	245164	Santa Clarita Valley Water Agency	03/01/2022	Bill Review Fee	1.56
05/09/2023	245364	Santa Clarita Valley Water Agency	09/02/2021	PPD	580.00
05/02/2023	245164	Santa Fe Irrigation District	10/15/2022	Bill Review Fee	8.50
05/02/2023	245164	Santa Fe Irrigation District	10/15/2022	Bill Review Fee	5.05
05/11/2023	245405	Santa Fe Irrigation District	10/15/2022	Bill Review Fee	1.17
05/03/2023	245280	Santa Fe Irrigation District	10/15/2022	Physical therapy	143.16
05/11/2023	245447	Santa Fe Irrigation District	10/15/2022	Physical therapy	11.51
05/02/2023	245155	Santa Fe Irrigation District	10/15/2022	Medical, general	114.22
05/10/2023	245382	Scotts Valley Water District	12/03/2022	Liability - Property Damage	45,300.00
05/08/2023	2004798	Scotts Valley Water District	07/10/2003	Pharmacy	15.05
05/11/2023	245406	Solano County Water Agency	11/02/2022	Utilization review	900.00
05/10/2023	245387	Solano County Water Agency	11/02/2022	Bill Review Fee	8.50
05/10/2023	245387	Solano County Water Agency	11/02/2022	Bill Review Fee	17.58
05/11/2023	245438	Solano County Water Agency	11/02/2022	Medical, general	115.74
05/10/2023	2004809	Solano Irrigation District	02/13/2019	Defense Attorney	287.50
05/02/2023	245178	Soquel Creek Water District	11/16/2020	Legal (Defense)	228.66
05/02/2023	245223	Soquel Creek Water District	11/16/2020	Med/Legal evaluation	2,015.00
05/11/2023	245390	South Coast Water District	01/10/2022	TTD	2,197.86
05/02/2023	245156	South Coast Water District	01/10/2022	Physical therapy	127.91
05/08/2023	2004803	South Coast Water District	01/10/2022	Pharmacy	8.68
05/11/2023	245406	South Coast Water District	01/10/2022	Utilization review	905.00
05/02/2023	245164	South Coast Water District	01/10/2022	Bill Review Fee	8.50
05/02/2023	245164	South Coast Water District	01/10/2022	Bill Review Fee	5.65
05/03/2023	2004771	South Coast Water District	03/05/2023	Defense Attorney	643.50
05/03/2023	2004772	South Coast Water District	03/05/2023	Expense General	38.61
05/11/2023	245410	South Coast Water District	05/01/2023	TTD	1,293.27
05/04/2023	245325	South Coast Water District	01/27/2023	Bill Review Fee	8.50
05/04/2023	245325	South Coast Water District	01/27/2023	Bill Review Fee	8.50

From 5/1/2023  
to 5/15/2023

ACWA Joint Powers Insurance Authority  
**Claims Payment Report**

Sorted By District

<u>Check Date</u>	<u>Check</u>	<u>District Name</u>	<u>Claim Date</u>	<u>Transaction Type</u>	<u>Amount</u>
05/04/2023	245325	South Coast Water District	01/27/2023	Bill Review Fee	8.50
05/10/2023	245387	South Coast Water District	01/27/2023	Bill Review Fee	8.50
05/02/2023	245190	South Coast Water District	01/27/2023	Mileage	137.16
05/04/2023	245328	South Coast Water District	01/27/2023	Physical therapy	164.10
05/04/2023	245329	South Coast Water District	01/27/2023	Physical therapy	241.18
05/04/2023	245330	South Coast Water District	01/27/2023	Physical therapy	239.83
05/11/2023	245437	South Coast Water District	01/27/2023	Physical therapy	156.40
05/02/2023	245220	South Coast Water District	01/27/2023	Medical, general	114.76
05/04/2023	245319	South Tahoe Public Utility District	04/20/2023	TTD	361.88
05/11/2023	245456	South Tahoe Public Utility District	08/21/2020	Diagnostics	10.93
05/03/2023	245294	South Tahoe Public Utility District	08/21/2020	Medical, general	80.26
05/03/2023	245260	South Tahoe Public Utility District	08/21/2020	Bill Review Fee	8.50
05/03/2023	245260	South Tahoe Public Utility District	08/21/2020	Bill Review Fee	1.06
05/10/2023	245387	South Tahoe Public Utility District	08/21/2020	Bill Review Fee	8.50
05/10/2023	245387	South Tahoe Public Utility District	08/21/2020	Bill Review Fee	0.15
05/11/2023	245464	South Tahoe Public Utility District	06/16/2021	Surgery Costs	1,180.48
05/11/2023	245465	South Tahoe Public Utility District	06/16/2021	Surgery Costs	160.55
05/09/2023	245376	South Tahoe Public Utility District	06/16/2021	TTD	2,518.86
05/10/2023	245387	South Tahoe Public Utility District	06/16/2021	Bill Review Fee	8.50
05/10/2023	245387	South Tahoe Public Utility District	06/16/2021	Bill Review Fee	15.53
05/10/2023	245387	South Tahoe Public Utility District	06/16/2021	Bill Review Fee	8.50
05/10/2023	245387	South Tahoe Public Utility District	06/16/2021	Bill Review Fee	2.11
05/02/2023	245150	South Tahoe Public Utility District	10/14/2021	Adjuster	1,035.00
05/04/2023	245312	South Tahoe Public Utility District	01/03/2023	Liability - Property Damage	4,108.49
05/02/2023	245225	South Tahoe Public Utility District	03/20/2023	Medical, general	145.39
05/11/2023	245394	South Tahoe Public Utility District	03/20/2023	Medical, general	54.53
05/02/2023	245164	South Tahoe Public Utility District	03/20/2023	Bill Review Fee	8.50
05/02/2023	245164	South Tahoe Public Utility District	03/20/2023	Bill Review Fee	3.23
05/10/2023	245387	South Tahoe Public Utility District	03/20/2023	Bill Review Fee	8.50
05/10/2023	245387	South Tahoe Public Utility District	03/20/2023	Bill Review Fee	17.77
05/02/2023	245246	South Tahoe Public Utility District	06/25/2019	PPD	580.00
05/03/2023	245264	Stockton-East Water District	02/28/2004	Medical, general	159.47
05/03/2023	245260	Stockton-East Water District	02/28/2004	Bill Review Fee	8.50
05/03/2023	245260	Stockton-East Water District	02/28/2004	Bill Review Fee	3.00
05/03/2023	245260	Stockton-East Water District	02/28/2004	Bill Review Fee	8.50
05/11/2023	245442	Sunnyslope County Water District	04/18/2023	Medical, general	172.34
05/11/2023	245405	Sunnyslope County Water District	04/18/2023	Bill Review Fee	8.50
05/11/2023	245405	Sunnyslope County Water District	04/18/2023	Bill Review Fee	3.25

From 5/1/2023  
to 5/15/2023

ACWA Joint Powers Insurance Authority  
**Claims Payment Report**

Sorted By District

<u>Check Date</u>	<u>Check</u>	<u>District Name</u>	<u>Claim Date</u>	<u>Transaction Type</u>	<u>Amount</u>
05/11/2023	245405	Sunnyslope County Water District	04/18/2023	Bill Review Fee	8.50
05/11/2023	245405	Sunnyslope County Water District	04/18/2023	Bill Review Fee	5.42
05/11/2023	245405	Sunnyslope County Water District	04/18/2023	Bill Review Fee	8.50
05/11/2023	245405	Sunnyslope County Water District	04/18/2023	Bill Review Fee	4.21
05/11/2023	245405	Sunnyslope County Water District	04/18/2023	Bill Review Fee	8.50
05/11/2023	245405	Sunnyslope County Water District	04/18/2023	Bill Review Fee	4.46
05/11/2023	245443	Sunnyslope County Water District	04/18/2023	Medical, general	287.89
05/11/2023	245444	Sunnyslope County Water District	04/18/2023	Medical, general	223.45
05/11/2023	245445	Sunnyslope County Water District	04/18/2023	Medical, general	236.95
05/10/2023	2004810	Sutter Extension Water District	09/01/2019	Defense Attorney	1,230.50
05/10/2023	245379	Sutter Extension Water District	09/01/2019	Expert	1,975.50
05/08/2023	2004787	Sweetwater Authority	07/27/2021	Defense Attorney	225.00
05/11/2023	245406	Sweetwater Authority	11/15/2022	Utilization review	150.00
05/11/2023	245428	Sweetwater Authority	11/15/2022	Physical therapy	292.57
05/11/2023	245429	Sweetwater Authority	11/15/2022	Physical therapy	252.68
05/09/2023	245359	Sweetwater Authority	11/15/2022	Medical, general	27.23
05/09/2023	245360	Sweetwater Authority	11/15/2022	Medical, general	40.49
05/09/2023	245351	Sweetwater Authority	11/15/2022	Bill Review Fee	1.20
05/11/2023	245405	Sweetwater Authority	11/15/2022	Bill Review Fee	8.50
05/11/2023	245405	Sweetwater Authority	11/15/2022	Bill Review Fee	24.38
05/11/2023	245405	Sweetwater Authority	11/15/2022	Bill Review Fee	8.50
05/11/2023	245405	Sweetwater Authority	11/15/2022	Bill Review Fee	21.06
05/02/2023	245164	Sweetwater Authority	02/28/2020	Bill Review Fee	8.50
05/02/2023	245164	Sweetwater Authority	02/28/2020	Bill Review Fee	6.35
05/03/2023	245271	Sweetwater Authority	02/28/2020	Chiropractor	143.95
05/11/2023	245406	Sweetwater Authority	02/28/2020	Utilization review	605.00
05/03/2023	245290	Sweetwater Authority	03/19/2023	Medical, general	161.00
05/02/2023	245164	Sweetwater Authority	03/19/2023	Bill Review Fee	8.50
05/01/2023	2004753	Sweetwater Authority	01/04/2023	Legal (Defense)	1,419.00
05/02/2023	245201	Sweetwater Authority	01/04/2023	Chiropractor	278.12
05/04/2023	245335	Sweetwater Authority	01/04/2023	Chiropractor	244.80
05/09/2023	245368	Sweetwater Authority	01/04/2023	Medical, general	263.58
05/04/2023	245325	Sweetwater Authority	01/04/2023	Bill Review Fee	8.50
05/04/2023	245325	Sweetwater Authority	01/04/2023	Bill Review Fee	10.80
05/09/2023	245351	Sweetwater Authority	01/04/2023	Bill Review Fee	8.50
05/09/2023	245351	Sweetwater Authority	01/04/2023	Bill Review Fee	11.63
05/02/2023	245180	Sweetwater Authority	04/25/2022	Medical, general	199.51
05/02/2023	245164	Sweetwater Authority	04/25/2022	Bill Review Fee	8.50

From 5/1/2023  
to 5/15/2023

ACWA Joint Powers Insurance Authority  
**Claims Payment Report**

Sorted By District

<u>Check Date</u>	<u>Check</u>	<u>District Name</u>	<u>Claim Date</u>	<u>Transaction Type</u>	<u>Amount</u>
05/02/2023	245164	Sweetwater Authority	04/25/2022	Bill Review Fee	28.16
05/03/2023	245253	Sweetwater Authority	01/20/2023	Medical, general	165.76
05/02/2023	245164	Sweetwater Authority	01/20/2023	Bill Review Fee	8.50
05/02/2023	245164	Sweetwater Authority	01/20/2023	Bill Review Fee	0.68
05/09/2023	245347	Sweetwater Authority	12/07/2022	Medical, general	178.06
05/11/2023	245406	Sweetwater Authority	12/07/2022	Utilization review	150.00
05/09/2023	245351	Sweetwater Authority	12/07/2022	Bill Review Fee	8.50
05/09/2023	245351	Sweetwater Authority	12/07/2022	Bill Review Fee	4.68
05/02/2023	245206	Sweetwater Authority	12/07/2022	Physical therapy	117.54
05/02/2023	245207	Sweetwater Authority	12/07/2022	Physical therapy	153.14
05/02/2023	245208	Sweetwater Authority	12/07/2022	Physical therapy	163.69
05/02/2023	245209	Sweetwater Authority	12/07/2022	Physical therapy	155.58
05/02/2023	245210	Sweetwater Authority	12/07/2022	Physical therapy	163.69
05/01/2023	2004759	Sweetwater Authority	06/30/2020	Legal (Defense)	1,618.75
05/11/2023	245436	Sweetwater Authority	01/19/2023	Medical, general	281.57
05/10/2023	245387	Sweetwater Authority	01/19/2023	Bill Review Fee	8.50
05/03/2023	245287	Sweetwater Authority	03/14/2023	Diagnostics	55.48
05/03/2023	245288	Sweetwater Authority	03/14/2023	Medical, general	198.01
05/02/2023	245164	Sweetwater Authority	03/14/2023	Bill Review Fee	8.50
05/02/2023	245164	Sweetwater Authority	03/14/2023	Bill Review Fee	8.50
05/03/2023	245292	Tahoe City Public Utility District	07/11/2022	Medical, general	160.41
05/11/2023	245462	Tahoe City Public Utility District	07/11/2022	Medical, general	81.11
05/02/2023	245164	Tahoe City Public Utility District	07/11/2022	Bill Review Fee	8.50
05/02/2023	245164	Tahoe City Public Utility District	07/11/2022	Bill Review Fee	25.65
05/11/2023	245405	Tahoe City Public Utility District	07/11/2022	Bill Review Fee	8.50
05/11/2023	245405	Tahoe City Public Utility District	07/11/2022	Bill Review Fee	19.27
05/11/2023	245406	Tahoe City Public Utility District	08/11/2020	Utilization review	1,350.00
05/02/2023	245226	Tahoe City Public Utility District	08/11/2020	Physical therapy	87.76
05/01/2023	2004763	Tahoe City Public Utility District	08/11/2020	Pharmacy	9.44
05/02/2023	245170	Tahoe City Public Utility District	08/11/2020	Legal (Defense)	914.64
05/11/2023	245406	Tahoe City Public Utility District	05/08/2020	Utilization review	550.00
05/02/2023	245228	Tahoe City Public Utility District	05/08/2020	Medical, general	83.60
05/11/2023	245415	Tahoe City Public Utility District	05/08/2020	TTD	579.05
05/11/2023	245416	Tahoe City Public Utility District	05/08/2020	PPD	248.57
05/10/2023	2004817	Tahoe City Public Utility District	07/13/2022	Defense Attorney	492.00
05/08/2023	2004796	Tahoe City Public Utility District	08/15/2022	Appraiser	2,252.25
05/04/2023	245336	Tahoe City Public Utility District	04/06/2023	TTD	2,395.66
05/04/2023	245337	Tahoe City Public Utility District	04/06/2023	TTD	513.36

From 5/1/2023  
to 5/15/2023

ACWA Joint Powers Insurance Authority  
**Claims Payment Report**

Sorted By District

<u>Check Date</u>	<u>Check</u>	<u>District Name</u>	<u>Claim Date</u>	<u>Transaction Type</u>	<u>Amount</u>
05/11/2023	245402	Thermalito Water & Sewer District	03/01/2023	Medical, general	145.65
05/10/2023	245387	Thermalito Water & Sewer District	03/01/2023	Bill Review Fee	8.50
05/10/2023	245387	Thermalito Water & Sewer District	03/01/2023	Bill Review Fee	6.43
05/04/2023	245325	Truckee Donner Public Utility District	03/31/2021	Bill Review Fee	8.50
05/04/2023	245325	Truckee Donner Public Utility District	03/31/2021	Bill Review Fee	19.27
05/04/2023	245342	Truckee Donner Public Utility District	03/31/2021	Medical, general	81.11
05/10/2023	245387	Truckee Donner Public Utility District	02/28/2023	Bill Review Fee	8.50
05/10/2023	245387	Truckee Donner Public Utility District	02/28/2023	Bill Review Fee	1.02
05/10/2023	245387	Truckee Donner Public Utility District	02/28/2023	Bill Review Fee	8.50
05/10/2023	245387	Truckee Donner Public Utility District	02/28/2023	Bill Review Fee	15.07
05/11/2023	245460	Truckee Donner Public Utility District	02/28/2023	Diagnostics	10.25
05/11/2023	245461	Truckee Donner Public Utility District	02/28/2023	Medical, general	117.06
05/02/2023	245227	Truckee Donner Public Utility District	02/01/2023	Physical therapy	421.38
05/09/2023	245374	Truckee Donner Public Utility District	02/01/2023	Medical, general	111.80
05/11/2023	245459	Truckee Donner Public Utility District	02/01/2023	Medical, general	117.06
05/02/2023	245164	Truckee Donner Public Utility District	02/01/2023	Bill Review Fee	8.50
05/09/2023	245351	Truckee Donner Public Utility District	02/01/2023	Bill Review Fee	8.50
05/09/2023	245351	Truckee Donner Public Utility District	02/01/2023	Bill Review Fee	26.42
05/10/2023	245387	Truckee Donner Public Utility District	02/01/2023	Bill Review Fee	8.50
05/10/2023	245387	Truckee Donner Public Utility District	02/01/2023	Bill Review Fee	13.70
05/04/2023	245341	Truckee Donner Public Utility District	08/29/2022	Diagnostics	75.10
05/03/2023	245293	Truckee Donner Public Utility District	08/29/2022	Medical, general	81.11
05/11/2023	245463	Truckee Donner Public Utility District	08/29/2022	Medical, general	214.79
05/03/2023	245260	Truckee Donner Public Utility District	08/29/2022	Bill Review Fee	8.50
05/03/2023	245260	Truckee Donner Public Utility District	08/29/2022	Bill Review Fee	19.27
05/04/2023	245325	Truckee Donner Public Utility District	08/29/2022	Bill Review Fee	8.50
05/04/2023	245325	Truckee Donner Public Utility District	08/29/2022	Bill Review Fee	6.79
05/11/2023	245405	Truckee Donner Public Utility District	08/29/2022	Bill Review Fee	8.50
05/11/2023	245405	Truckee Donner Public Utility District	08/29/2022	Bill Review Fee	17.41
05/11/2023	245439	Tulare Irrigation District	09/12/2022	Medical, general	73.76
05/10/2023	245387	Tulare Irrigation District	09/12/2022	Bill Review Fee	8.50
05/10/2023	245387	Tulare Irrigation District	09/12/2022	Bill Review Fee	6.91
05/02/2023	245174	Tuolumne Utilities District	11/02/2020	Legal (Defense)	590.71
05/01/2023	2004757	Twentynine Palms Water District	02/09/2021	Legal (Defense)	1,033.70
05/09/2023	245351	Vallecitos Water District	12/09/2022	Bill Review Fee	8.50
05/09/2023	245351	Vallecitos Water District	12/09/2022	Bill Review Fee	2.60
05/09/2023	245350	Vallecitos Water District	12/09/2022	Medical, general	197.64
05/04/2023	245306	Vallecitos Water District	02/28/2023	Liability - Property Damage	2,028.40

From 5/1/2023  
to 5/15/2023

ACWA Joint Powers Insurance Authority  
**Claims Payment Report**

Sorted By District

<u>Check Date</u>	<u>Check</u>	<u>District Name</u>	<u>Claim Date</u>	<u>Transaction Type</u>	<u>Amount</u>
05/02/2023	245162	Vallecitos Water District	03/06/2023	Medical, general	197.64
05/01/2023	2004755	Vallecitos Water District	10/15/2020	Legal (Defense)	365.50
05/09/2023	245345	Vallecitos Water District	11/09/2022	Liability - Property Damage	7,500.00
05/15/2023	2004845	Vallecitos Water District	08/29/2021	Defense Attorney	7,840.00
05/15/2023	2004846	Vallecitos Water District	08/29/2021	Expense General	822.50
05/01/2023	2004760	Vallecitos Water District	01/14/2016	Legal (Defense)	458.30
05/11/2023	245406	Vista Irrigation District	02/04/2019	Utilization review	925.00
05/04/2023	245315	Vista Irrigation District	02/04/2019	PPD	580.00
05/01/2023	2004750	Vista Irrigation District	02/04/2019	Legal (Defense)	603.86
05/11/2023	245431	Vista Irrigation District	02/04/2019	Medical, general	101.22
05/10/2023	245387	Vista Irrigation District	02/04/2019	Bill Review Fee	8.50
05/10/2023	245387	Vista Irrigation District	02/04/2019	Bill Review Fee	23.08
05/11/2023	245432	Vista Irrigation District	06/07/2019	Medical, general	101.22
05/10/2023	245387	Vista Irrigation District	06/07/2019	Bill Review Fee	8.50
05/10/2023	245387	Vista Irrigation District	06/07/2019	Bill Review Fee	23.08
05/03/2023	245247	Vista Irrigation District	02/17/2023	Liability - Property Damage	23,347.25
05/10/2023	2004807	Vista Irrigation District	12/13/2022	Liability - Property Damage	7,003.56
05/11/2023	245398	Vista Irrigation District	04/09/2023	Medical, general	237.78
05/10/2023	245387	Vista Irrigation District	04/09/2023	Bill Review Fee	8.50
05/10/2023	245387	Vista Irrigation District	04/09/2023	Bill Review Fee	3.13
05/02/2023	245214	Walnut Valley Water District	01/19/2023	Physical therapy	119.92
05/02/2023	245215	Walnut Valley Water District	01/19/2023	Physical therapy	254.85
05/02/2023	245164	Walnut Valley Water District	01/19/2023	Bill Review Fee	8.50
05/02/2023	245164	Walnut Valley Water District	01/19/2023	Bill Review Fee	0.93
05/02/2023	245164	Walnut Valley Water District	01/19/2023	Bill Review Fee	8.50
05/02/2023	245164	Walnut Valley Water District	01/19/2023	Bill Review Fee	1.97
05/11/2023	245406	Walnut Valley Water District	12/26/2019	Utilization review	100.00
05/02/2023	245164	Walnut Valley Water District	12/26/2019	Bill Review Fee	8.50
05/02/2023	245164	Walnut Valley Water District	12/26/2019	Bill Review Fee	34.11
05/02/2023	245164	Walnut Valley Water District	12/26/2019	Bill Review Fee	8.50
05/02/2023	245164	Walnut Valley Water District	12/26/2019	Bill Review Fee	7.01
05/11/2023	245405	Walnut Valley Water District	12/26/2019	Bill Review Fee	8.50
05/11/2023	245405	Walnut Valley Water District	12/26/2019	Bill Review Fee	48.63
05/03/2023	245265	Walnut Valley Water District	12/26/2019	Medical, general	411.80
05/11/2023	245418	Walnut Valley Water District	12/26/2019	Medical, general	469.85
05/02/2023	245212	Walnut Valley Water District	12/26/2019	Medical, general	80.90
05/03/2023	245281	Walnut Valley Water District	12/26/2019	Medical, general	84.11
05/09/2023	245370	Walnut Valley Water District	12/26/2019	TTD	2,137.06

From 5/1/2023  
to 5/15/2023

ACWA Joint Powers Insurance Authority  
**Claims Payment Report**

Sorted By District

<u>Check Date</u>	<u>Check</u>	<u>District Name</u>	<u>Claim Date</u>	<u>Transaction Type</u>	<u>Amount</u>
05/11/2023	245457	Walnut Valley Water District	05/13/2021	PPD	580.00
05/10/2023	2004814	Water Employee Services Authority	09/30/2021	Defense Attorney	2,747.00
05/02/2023	245241	Water Employee Services Authority	10/26/2022	Medical, general	107.87
05/11/2023	245392	Water Employee Services Authority	09/28/2017	Anesthesiologist	848.10
05/09/2023	245351	Water Employee Services Authority	09/28/2017	Bill Review Fee	8.50
05/09/2023	245351	Water Employee Services Authority	09/28/2017	Bill Review Fee	17.20
05/11/2023	245405	Water Employee Services Authority	09/28/2017	Bill Review Fee	8.50
05/02/2023	245188	Water Employee Services Authority	09/28/2017	Medical, general	75.97
05/09/2023	245356	Water Employee Services Authority	09/28/2017	Medical, general	113.52
05/02/2023	245242	Water Employee Services Authority	03/10/2023	Medical, general	107.87
05/01/2023	2004758	Water Employee Services Authority	12/10/2018	Legal (Defense)	193.50
05/02/2023	245184	Water Employee Services Authority	12/10/2018	Medical, general	127.67
05/03/2023	2004776	West Valley Water District	10/02/2017	Expense General	62.01
05/03/2023	2004775	West Valley Water District	10/02/2017	Defense Attorney	1,033.50
05/02/2023	245233	Westborough Water District	11/03/2022	Medical, general	88.00
05/02/2023	245164	Western Canal Water District	03/24/2023	Bill Review Fee	8.50
05/02/2023	245164	Western Canal Water District	03/24/2023	Bill Review Fee	11.85
05/09/2023	245361	Western Canal Water District	03/24/2023	Diagnostics	480.18
05/02/2023	245200	Western Canal Water District	03/24/2023	Hospital (Outpatient)	426.49
05/02/2023	245198	Western Canal Water District	03/24/2023	Diagnostics	8.83
05/02/2023	245199	Western Canal Water District	03/24/2023	Medical, general	70.61
05/02/2023	245191	Western Municipal Water District	10/23/2007	Photocopy	199.88
05/02/2023	245183	Yolo County Flood Control & Water Conse	11/21/1991	Life pension	84.00
05/03/2023	2004770	Yorba Linda Water District	11/04/2021	Expense General	203.07
05/03/2023	2004769	Yorba Linda Water District	11/04/2021	Defense Attorney	3,384.50
05/11/2023	245406	Yorba Linda Water District	10/05/2021	Utilization review	730.00
05/04/2023	245333	Yuba County Water Agency	02/23/2023	DME Supplies	40.10
05/04/2023	245325	Yuba County Water Agency	02/23/2023	Bill Review Fee	8.50
05/04/2023	245325	Yuba County Water Agency	02/23/2023	Bill Review Fee	15.12
05/01/2023	2004749	Yuba County Water Agency	05/08/2017	PPD	580.00
05/15/2023	2004834	Yuba County Water Agency	05/08/2017	PPD	580.00
				<b>Total</b>	<b>783,476.55</b>

from 05/16/2023  
to 05/31/2023

ACWA Joint Powers Insurance Authority

Sorted By District

**Claims Payment Report**

<u>Check Date</u>	<u>Check Number</u>	<u>District Name</u>	<u>Claim Date</u>	<u>Transaction Type</u>	<u>Amount</u>
05/25/2023	245816	Alameda CFC & WCD, Zone 7 Water Age	03/14/2023	Adjuster	1,784.31
05/16/2023	245615	Alameda County Water District	06/28/2022	Expense, general	99.00
05/17/2023	245655	Alameda County Water District	06/28/2022	Bill Review Fee	8.50
05/17/2023	245655	Alameda County Water District	06/28/2022	Bill Review Fee	7.77
05/16/2023	245497	Alameda County Water District	06/28/2022	Mileage	1,149.64
05/17/2023	245673	Alameda County Water District	06/28/2022	Medical, general	590.55
05/16/2023	245534	Alameda County Water District	04/10/2023	Laboratory fee	47.50
05/16/2023	245533	Alameda County Water District	04/10/2023	Hospital (Outpatient)	266.09
05/18/2023	245710	Alameda County Water District	04/10/2023	Pharmacy	12.17
05/16/2023	245506	Alameda County Water District	04/10/2023	Bill Review Fee	8.50
05/16/2023	245506	Alameda County Water District	04/10/2023	Bill Review Fee	8.50
05/17/2023	245655	Alameda County Water District	04/10/2023	Bill Review Fee	8.50
05/16/2023	245633	Alameda County Water District	09/18/2022	Investigation/Subrosa	1,211.39
05/31/2023	245984	Alameda County Water District	09/18/2022	Investigation/Subrosa	1,834.92
05/31/2023	245942	Alameda County Water District	09/18/2022	Photocopy	247.96
05/31/2023	245924	Alameda County Water District	09/18/2022	Legal (Defense)	2,948.81
05/30/2023	245877	Alameda County Water District	09/18/2022	Bill Review Fee	8.50
05/30/2023	245891	Alameda County Water District	01/25/2021	PPD	580.00
05/31/2023	245923	Alameda County Water District	01/25/2021	Bill Review Fee	8.50
05/31/2023	245923	Alameda County Water District	01/25/2021	Bill Review Fee	38.85
05/31/2023	245936	Alameda County Water District	01/25/2021	Medical, general	156.25
05/17/2023	245656	Alameda County Water District	02/06/2020	Legal (Defense)	1,181.41
05/16/2023	245630	Alameda County Water District	03/19/2021	Medical, general	28.65
05/18/2023	245700	Alameda County Water District	03/19/2021	PPD	580.00
05/16/2023	245506	Alameda County Water District	03/19/2021	Bill Review Fee	8.50
05/16/2023	245506	Alameda County Water District	03/19/2021	Bill Review Fee	0.30
05/16/2023	245494	Banta Carbona Irrigation District	12/05/2022	Photocopy	185.91
05/16/2023	245594	Banta Carbona Irrigation District	12/05/2022	Medical, general	90.49
05/16/2023	245506	Banta Carbona Irrigation District	12/05/2022	Bill Review Fee	8.50
05/16/2023	245506	Banta Carbona Irrigation District	12/05/2022	Bill Review Fee	13.66
05/31/2023	245960	Banta Carbona Irrigation District	12/05/2022	Medical, general	90.49
05/31/2023	245923	Banta Carbona Irrigation District	12/05/2022	Bill Review Fee	8.50
05/31/2023	245923	Banta Carbona Irrigation District	12/05/2022	Bill Review Fee	13.66
05/25/2023	245851	Banta Carbona Irrigation District	05/02/2023	Medical, general	300.18
05/25/2023	245826	Banta Carbona Irrigation District	05/02/2023	Bill Review Fee	8.50
05/25/2023	245826	Banta Carbona Irrigation District	05/02/2023	Bill Review Fee	47.76
05/18/2023	245709	Bard Water District	08/20/2012	Diagnostics	275.56
05/16/2023	245542	Bard Water District	08/20/2012	IMR Fee	345.00
05/16/2023	245543	Bard Water District	08/20/2012	IMR Fee	345.00
05/16/2023	245544	Bard Water District	08/20/2012	IMR Fee	345.00
05/16/2023	245545	Bard Water District	08/20/2012	IMR Fee	115.00
05/16/2023	245546	Bard Water District	08/20/2012	IMR Fee	345.00
05/16/2023	245547	Bard Water District	08/20/2012	IMR Fee	345.00



from 05/16/2023  
to 05/31/2023

ACWA Joint Powers Insurance Authority

Sorted By District

### Claims Payment Report

<u>Check Date</u>	<u>Check Number</u>	<u>District Name</u>	<u>Claim Date</u>	<u>Transaction Type</u>	<u>Amount</u>
05/16/2023	245548	Bard Water District	08/20/2012	IMR Fee	345.00
05/16/2023	245506	Bard Water District	08/20/2012	Bill Review Fee	8.50
05/16/2023	245506	Bard Water District	08/20/2012	Bill Review Fee	24.23
05/16/2023	245506	Bard Water District	08/20/2012	Bill Review Fee	8.50
05/16/2023	245506	Bard Water District	08/20/2012	Bill Review Fee	24.23
05/16/2023	245501	Bard Water District	08/20/2012	Medical, general	111.97
05/16/2023	245502	Bard Water District	08/20/2012	Medical, general	111.97
05/16/2023	245503	Bard Water District	08/20/2012	Medical, general	115.74
05/25/2023	245824	Bard Water District	08/20/2012	Medical, general	112.79
05/16/2023	245506	Bard Water District	08/20/2012	Bill Review Fee	8.50
05/16/2023	245506	Bard Water District	08/20/2012	Bill Review Fee	25.46
05/18/2023	245695	Bard Water District	08/20/2012	Bill Review Fee	8.50
05/18/2023	245695	Bard Water District	08/20/2012	Bill Review Fee	5.19
05/24/2023	245808	Bard Water District	08/20/2012	Bill Review Fee	8.50
05/24/2023	245808	Bard Water District	08/20/2012	Bill Review Fee	26.20
05/16/2023	245587	Beaumont-Cherry Valley Water District	03/15/2023	Diagnostics	317.58
05/23/2023	245772	Beaumont-Cherry Valley Water District	03/15/2023	Medical, general	105.77
05/23/2023	245750	Beaumont-Cherry Valley Water District	03/15/2023	Bill Review Fee	8.50
05/23/2023	245750	Beaumont-Cherry Valley Water District	03/15/2023	Bill Review Fee	14.56
05/23/2023	245750	Beaumont-Cherry Valley Water District	08/10/2021	Bill Review Fee	8.50
05/23/2023	245750	Beaumont-Cherry Valley Water District	08/10/2021	Bill Review Fee	1.74
05/23/2023	245779	Beaumont-Cherry Valley Water District	08/10/2021	Medical, general	224.80
05/17/2023	245648	Big Bear Municipal Water District	02/03/2022	Defense Attorney	17.00
05/25/2023	245833	Buena Vista Water Storage District	02/18/2023	Physical therapy	380.04
05/25/2023	245834	Buena Vista Water Storage District	02/18/2023	Physical therapy	633.40
05/25/2023	245826	Buena Vista Water Storage District	02/18/2023	Bill Review Fee	8.50
05/25/2023	245826	Buena Vista Water Storage District	02/18/2023	Bill Review Fee	31.67
05/25/2023	245826	Buena Vista Water Storage District	02/18/2023	Bill Review Fee	8.50
05/25/2023	245826	Buena Vista Water Storage District	02/18/2023	Bill Review Fee	52.79
05/30/2023	245877	Buena Vista Water Storage District	02/18/2023	Bill Review Fee	8.50
05/31/2023	245950	Buena Vista Water Storage District	02/18/2023	DME Supplies	1,804.90
05/18/2023	245692	Buena Vista Water Storage District	02/18/2023	TTD	739.45
05/31/2023	245927	Carmichael Water District	12/12/2019	Legal (Defense)	190.55
05/16/2023	245551	Carmichael Water District	12/12/2019	IMR Fee	345.00
05/16/2023	245552	Carmichael Water District	12/12/2019	IMR Fee	345.00
05/16/2023	245553	Carmichael Water District	12/12/2019	IMR Fee	345.00
05/30/2023	245880	Carpinteria Valley Water District	03/19/2018	Legal (Defense)	228.66
05/18/2023	245701	Central California Irrigation District	12/05/2020	Liability - Property Damage	72,762.95
05/18/2023	245730	Central California Irrigation District	12/05/2020	Liability - Property Damage	71,732.95
05/23/2023	245737	Central California Irrigation District	12/05/2020	Liability - Property Damage	30.00
05/18/2023	245690	Citrus Heights Water District	04/19/2023	Property - District Property	5,737.78
05/16/2023	245525	Clear Creek Community Services District	10/19/2021	Case management service	2,074.81
05/30/2023	245893	Clear Creek Community Services District	10/19/2021	Case management service	768.60
05/31/2023	245938	Clear Creek Community Services District	10/19/2021	Case management service	1,443.26

from 05/16/2023  
to 05/31/2023

ACWA Joint Powers Insurance Authority

Sorted By District

**Claims Payment Report**

<u>Check Date</u>	<u>Check Number</u>	<u>District Name</u>	<u>Claim Date</u>	<u>Transaction Type</u>	<u>Amount</u>
05/16/2023	245555	Clearlake Oaks County Water District	12/11/2020	IMR Fee	115.00
05/31/2023	245929	Clearlake Oaks County Water District	12/11/2020	Legal (Defense)	209.61
05/30/2023	245895	Clearlake Oaks County Water District	12/11/2020	PPD	580.00
05/16/2023	245480	Consolidated Irrigation District	05/04/2023	Appraiser	243.05
05/18/2023	245695	Consolidated Irrigation District	09/23/2021	Bill Review Fee	8.50
05/18/2023	245695	Consolidated Irrigation District	09/23/2021	Bill Review Fee	2.54
05/25/2023	245826	Consolidated Irrigation District	09/23/2021	Bill Review Fee	8.50
05/25/2023	245826	Consolidated Irrigation District	09/23/2021	Bill Review Fee	1.67
05/18/2023	245706	Consolidated Irrigation District	09/23/2021	Medical, general	134.96
05/25/2023	245825	Consolidated Irrigation District	09/23/2021	Medical, general	88.64
05/23/2023	245733	Crescenta Valley Water District	04/08/2023	Liability - Property Damage	4,330.86
05/24/2023	245810	Crescenta Valley Water District	12/29/2021	Med/Legal evaluation	1,556.00
05/18/2023	245711	Crescenta Valley Water District	12/29/2021	IMR Fee	345.00
05/23/2023	245750	Crescenta Valley Water District	12/29/2021	Bill Review Fee	8.50
05/31/2023	245923	Cucamonga Valley Water District	03/01/2016	Bill Review Fee	8.50
05/31/2023	245923	Cucamonga Valley Water District	03/01/2016	Bill Review Fee	3.49
05/31/2023	245958	Cucamonga Valley Water District	03/01/2016	Medical, general	79.02
05/18/2023	245713	Cucamonga Valley Water District	08/10/2022	Physical therapy	147.59
05/18/2023	245695	Cucamonga Valley Water District	08/10/2022	Bill Review Fee	8.50
05/18/2023	245695	Cucamonga Valley Water District	08/10/2022	Bill Review Fee	2.78
05/25/2023	245843	Cucamonga Valley Water District	08/10/2022	Medical, general	192.87
05/24/2023	245808	Cucamonga Valley Water District	08/10/2022	Bill Review Fee	8.50
05/24/2023	245808	Cucamonga Valley Water District	08/10/2022	Bill Review Fee	3.63
05/18/2023	245714	Cucamonga Valley Water District	04/27/2023	Medical, general	572.70
05/18/2023	245695	Cucamonga Valley Water District	04/27/2023	Bill Review Fee	8.50
05/18/2023	245695	Cucamonga Valley Water District	04/27/2023	Bill Review Fee	10.78
05/23/2023	245766	Cucamonga Valley Water District	04/27/2023	Medical, general	187.21
05/23/2023	245750	Cucamonga Valley Water District	04/27/2023	Bill Review Fee	8.50
05/23/2023	245750	Cucamonga Valley Water District	04/27/2023	Bill Review Fee	3.52
05/25/2023	245845	Cucamonga Valley Water District	04/27/2023	Physical therapy	150.49
05/25/2023	245826	Cucamonga Valley Water District	04/27/2023	Bill Review Fee	8.50
05/25/2023	245826	Cucamonga Valley Water District	04/27/2023	Bill Review Fee	2.83
05/25/2023	245847	Cucamonga Valley Water District	04/27/2023	Physical therapy	150.49
05/25/2023	245826	Cucamonga Valley Water District	04/27/2023	Bill Review Fee	8.50
05/25/2023	245826	Cucamonga Valley Water District	04/27/2023	Bill Review Fee	2.83
05/31/2023	245953	Cucamonga Valley Water District	04/27/2023	Physical therapy	150.49
05/31/2023	245923	Cucamonga Valley Water District	04/27/2023	Bill Review Fee	8.50
05/31/2023	245923	Cucamonga Valley Water District	04/27/2023	Bill Review Fee	2.83
05/31/2023	245954	Cucamonga Valley Water District	04/27/2023	Physical therapy	150.49
05/31/2023	245923	Cucamonga Valley Water District	04/27/2023	Bill Review Fee	8.50
05/31/2023	245923	Cucamonga Valley Water District	04/27/2023	Bill Review Fee	2.83
05/31/2023	245955	Cucamonga Valley Water District	04/27/2023	Physical therapy	217.81
05/31/2023	245923	Cucamonga Valley Water District	04/27/2023	Bill Review Fee	8.50
05/31/2023	245923	Cucamonga Valley Water District	04/27/2023	Bill Review Fee	4.10

from 05/16/2023  
to 05/31/2023

ACWA Joint Powers Insurance Authority

Sorted By District

**Claims Payment Report**

<u>Check Date</u>	<u>Check Number</u>	<u>District Name</u>	<u>Claim Date</u>	<u>Transaction Type</u>	<u>Amount</u>
05/31/2023	245956	Cucamonga Valley Water District	04/27/2023	Physical therapy	150.49
05/31/2023	245923	Cucamonga Valley Water District	04/27/2023	Bill Review Fee	8.50
05/31/2023	245923	Cucamonga Valley Water District	04/27/2023	Bill Review Fee	2.83
05/23/2023	245751	Cucamonga Valley Water District	04/27/2023	TTD	1,448.23
05/16/2023	245498	Desert Water Agency	04/24/2023	TTD	1,760.38
05/30/2023	245873	Desert Water Agency	04/24/2023	TTD	1,760.38
05/25/2023	245866	Desert Water Agency	04/24/2023	Medical, general	332.20
05/25/2023	245826	Desert Water Agency	04/24/2023	Bill Review Fee	8.50
05/25/2023	245826	Desert Water Agency	04/24/2023	Bill Review Fee	14.66
05/31/2023	245983	Desert Water Agency	08/22/2020	Medical, general	110.68
05/31/2023	245923	Desert Water Agency	08/22/2020	Bill Review Fee	8.50
05/31/2023	245923	Desert Water Agency	08/22/2020	Bill Review Fee	22.66
05/16/2023	245495	Desert Water Agency	12/14/2022	Photocopy	75.00
05/18/2023	245708	Desert Water Agency	12/14/2022	Diagnostics	46.13
05/25/2023	245867	Desert Water Agency	12/14/2022	Medical, general	146.85
05/31/2023	245979	Desert Water Agency	12/14/2022	Medical, general	453.00
05/16/2023	245506	Desert Water Agency	12/14/2022	Bill Review Fee	8.50
05/16/2023	245506	Desert Water Agency	12/14/2022	Bill Review Fee	0.99
05/18/2023	245695	Desert Water Agency	12/14/2022	Bill Review Fee	8.50
05/18/2023	245695	Desert Water Agency	12/14/2022	Bill Review Fee	2.88
05/25/2023	245826	Desert Water Agency	12/14/2022	Bill Review Fee	8.50
05/25/2023	245826	Desert Water Agency	12/14/2022	Bill Review Fee	8.50
05/31/2023	245923	Desert Water Agency	12/14/2022	Bill Review Fee	8.50
05/31/2023	245923	Desert Water Agency	12/14/2022	Bill Review Fee	8.50
05/31/2023	245980	Desert Water Agency	12/14/2022	Medical, general	3,173.16
05/16/2023	245500	Desert Water Agency	12/14/2022	Medical, general	242.56
05/18/2023	245697	Diablo Water District	12/07/2021	PPD	580.00
05/16/2023	245506	East Contra Costa Irrigation District	04/12/2023	Bill Review Fee	8.50
05/16/2023	245629	East Contra Costa Irrigation District	04/12/2023	Medical, general	151.57
05/30/2023	245877	East Contra Costa Irrigation District	10/05/2020	Bill Review Fee	8.50
05/30/2023	245877	East Contra Costa Irrigation District	10/05/2020	Bill Review Fee	1.76
05/31/2023	245923	East Contra Costa Irrigation District	10/05/2020	Bill Review Fee	8.50
05/31/2023	245923	East Contra Costa Irrigation District	10/05/2020	Bill Review Fee	3.52
05/30/2023	245892	East Contra Costa Irrigation District	10/05/2020	Medical, general	93.66
05/31/2023	245937	East Contra Costa Irrigation District	10/05/2020	Chiropractor	187.18
05/16/2023	245521	East Contra Costa Irrigation District	10/05/2020	Legal (Defense)	249.20
05/30/2023	245885	East Contra Costa Irrigation District	10/05/2020	Legal (Defense)	6,135.08
05/16/2023	245506	East Contra Costa Irrigation District	03/03/2022	Bill Review Fee	8.50
05/23/2023	245750	East Contra Costa Irrigation District	03/03/2022	Bill Review Fee	8.50
05/25/2023	245828	East Contra Costa Irrigation District	03/03/2022	Physical therapy	117.99
05/24/2023	245808	East Contra Costa Irrigation District	03/03/2022	Bill Review Fee	8.50
05/24/2023	245808	East Contra Costa Irrigation District	03/03/2022	Bill Review Fee	1.24
05/31/2023	245923	East Contra Costa Irrigation District	03/03/2022	Bill Review Fee	8.50
05/31/2023	245923	East Contra Costa Irrigation District	03/03/2022	Bill Review Fee	2.07

from 05/16/2023  
to 05/31/2023

ACWA Joint Powers Insurance Authority

Sorted By District

**Claims Payment Report**

<u>Check Date</u>	<u>Check Number</u>	<u>District Name</u>	<u>Claim Date</u>	<u>Transaction Type</u>	<u>Amount</u>
05/31/2023	245935	East Contra Costa Irrigation District	03/03/2022	Physical therapy	117.99
05/31/2023	245923	East Contra Costa Irrigation District	03/03/2022	Bill Review Fee	8.50
05/31/2023	245923	East Contra Costa Irrigation District	03/03/2022	Bill Review Fee	1.24
05/16/2023	245539	East Contra Costa Irrigation District	03/03/2022	TTD	2,545.74
05/30/2023	245896	East Contra Costa Irrigation District	03/03/2022	TTD	2,545.74
05/16/2023	245529	East Contra Costa Irrigation District	03/03/2022	Case management service	3,154.42
05/31/2023	245920	East Contra Costa Irrigation District	03/03/2022	Anesthesiologist	507.54
05/16/2023	245516	East Contra Costa Irrigation District	03/03/2022	Surgery Costs	262.45
05/23/2023	245752	East Contra Costa Irrigation District	03/03/2022	Surgery Costs	1,929.83
05/18/2023	245691	East Orange County Water District	07/02/2019	Defense Attorney	315.00
05/25/2023	245850	East Orange County Water District	05/01/2023	TTD	2,802.26
05/31/2023	245923	El Dorado Irrigation District	04/11/2023	Bill Review Fee	8.50
05/17/2023	245646	El Dorado Irrigation District	02/27/2023	Property - District Property	911.44
05/31/2023	245941	El Dorado Irrigation District	07/14/2021	Laboratory fee	13.91
05/17/2023	245662	El Dorado Irrigation District	07/14/2021	Surgery Costs	1,318.74
05/16/2023	245523	El Dorado Irrigation District	07/14/2021	Wage loss	1,983.22
05/16/2023	245524	El Dorado Irrigation District	07/14/2021	Wage loss	283.32
05/25/2023	245831	El Dorado Irrigation District	07/14/2021	Wage loss	588.74
05/30/2023	245890	El Dorado Irrigation District	07/14/2021	Wage loss	1,983.22
05/30/2023	245898	El Dorado Irrigation District	07/14/2021	Hospital (Outpatient)	6,967.14
05/17/2023	245655	El Dorado Irrigation District	07/14/2021	Bill Review Fee	8.50
05/17/2023	245655	El Dorado Irrigation District	07/14/2021	Bill Review Fee	82.42
05/30/2023	245877	El Dorado Irrigation District	07/14/2021	Bill Review Fee	8.50
05/30/2023	245877	El Dorado Irrigation District	07/14/2021	Bill Review Fee	14.08
05/31/2023	245923	El Dorado Irrigation District	07/14/2021	Bill Review Fee	8.50
05/31/2023	245923	El Dorado Irrigation District	07/14/2021	Bill Review Fee	3.96
05/31/2023	245917	El Dorado Irrigation District	02/09/2023	Physical therapy	406.63
05/31/2023	245923	El Dorado Irrigation District	02/09/2023	Bill Review Fee	8.50
05/31/2023	245923	El Dorado Irrigation District	02/09/2023	Bill Review Fee	17.94
05/31/2023	245923	El Dorado Irrigation District	02/09/2023	Bill Review Fee	8.50
05/31/2023	245923	El Dorado Irrigation District	02/09/2023	Bill Review Fee	3.42
05/31/2023	245919	El Dorado Irrigation District	02/09/2023	Medical, general	96.77
05/16/2023	245634	El Toro Water District	04/11/2023	Medical, general	236.74
05/16/2023	245635	El Toro Water District	04/11/2023	Medical, general	121.91
05/16/2023	245506	El Toro Water District	04/11/2023	Bill Review Fee	8.50
05/16/2023	245506	El Toro Water District	04/11/2023	Bill Review Fee	4.36
05/16/2023	245506	El Toro Water District	04/11/2023	Bill Review Fee	8.50
05/16/2023	245506	El Toro Water District	04/11/2023	Bill Review Fee	2.73
05/25/2023	245829	El Toro Water District	06/22/2015	Laboratory fee	45.77
05/16/2023	245561	El Toro Water District	06/22/2015	IMR Fee	345.00
05/16/2023	245560	El Toro Water District	09/25/2019	IMR Fee	345.00
05/16/2023	245506	El Toro Water District	06/22/2015	Bill Review Fee	8.50
05/16/2023	245506	El Toro Water District	06/22/2015	Bill Review Fee	34.46
05/24/2023	245808	El Toro Water District	06/22/2015	Bill Review Fee	8.50

from 05/16/2023  
to 05/31/2023

ACWA Joint Powers Insurance Authority

Sorted By District

**Claims Payment Report**

<u>Check Date</u>	<u>Check Number</u>	<u>District Name</u>	<u>Claim Date</u>	<u>Transaction Type</u>	<u>Amount</u>
05/16/2023	245518	El Toro Water District	06/22/2015	Medical, general	150.90
05/24/2023	245808	El Toro Water District	06/22/2015	Bill Review Fee	35.54
05/23/2023	245750	El Toro Water District	11/24/2021	Bill Review Fee	8.50
05/23/2023	245750	El Toro Water District	11/24/2021	Bill Review Fee	23.26
05/23/2023	245774	El Toro Water District	11/24/2021	Medical, general	117.76
05/25/2023	245869	El Toro Water District	04/06/2023	Medical, general	121.91
05/24/2023	245808	El Toro Water District	04/06/2023	Bill Review Fee	8.50
05/24/2023	245808	El Toro Water District	04/06/2023	Bill Review Fee	7.94
05/17/2023	245655	El Toro Water District	05/31/2018	Bill Review Fee	8.50
05/17/2023	245655	El Toro Water District	05/31/2018	Bill Review Fee	5.98
05/17/2023	245655	El Toro Water District	05/31/2018	Bill Review Fee	8.50
05/17/2023	245655	El Toro Water District	05/31/2018	Bill Review Fee	5.98
05/17/2023	245653	El Toro Water District	05/31/2018	Physical therapy	135.53
05/17/2023	245654	El Toro Water District	05/31/2018	Physical therapy	135.53
05/16/2023	245549	Elsinore Valley Municipal Water District	05/05/2014	IMR Fee	345.00
05/16/2023	245550	Elsinore Valley Municipal Water District	05/05/2014	IMR Fee	345.00
05/31/2023	245925	Elsinore Valley Municipal Water District	05/05/2014	Legal (Defense)	209.61
05/18/2023	245695	Elsinore Valley Municipal Water District	05/05/2014	Bill Review Fee	8.50
05/18/2023	245695	Elsinore Valley Municipal Water District	05/05/2014	Bill Review Fee	10.17
05/18/2023	245695	Elsinore Valley Municipal Water District	05/05/2014	Bill Review Fee	8.50
05/18/2023	245695	Elsinore Valley Municipal Water District	05/05/2014	Bill Review Fee	28.27
05/18/2023	245726	Elsinore Valley Municipal Water District	05/05/2014	Medical, general	176.16
05/18/2023	245722	Elsinore Valley Municipal Water District	05/05/2014	Medical, general	75.97
05/24/2023	245801	Fair Oaks Water District	01/30/2023	Liability - Property Damage	329.98
05/18/2023	245689	Fallbrook Public Utility District	04/01/2023	Liability - Property Damage	12,579.22
05/16/2023	245507	Fallbrook Public Utility District	03/06/2023	Mileage	199.12
05/16/2023	245568	Fallbrook Public Utility District	04/02/2023	Physical therapy	156.47
05/16/2023	245506	Fallbrook Public Utility District	04/02/2023	Bill Review Fee	8.50
05/16/2023	245506	Fallbrook Public Utility District	04/02/2023	Bill Review Fee	2.95
05/23/2023	245742	Florin Resource Conservation District/Elk	07/26/2022	Expense General	272.00
05/16/2023	245628	Florin Resource Conservation District/Elk	03/21/2023	Physical therapy	43.36
05/16/2023	245506	Florin Resource Conservation District/Elk	03/21/2023	Bill Review Fee	8.50
05/16/2023	245627	Florin Resource Conservation District/Elk	01/09/2023	Medical, general	143.60
05/16/2023	245506	Florin Resource Conservation District/Elk	01/09/2023	Bill Review Fee	8.50
05/30/2023	245871	Foothill Municipal Water District	04/21/2019	Expert	850.00
05/25/2023	245817	Frazier Park Public Utility District	06/23/2022	Expert	442.00
05/31/2023	245909	Fresno Metropolitan Flood Control District	05/16/2022	Property - District Property	1,364.60
05/25/2023	245815	Fresno Metropolitan Flood Control District	02/25/2023	Expert	750.00
05/17/2023	245647	Fresno Metropolitan Flood Control District	02/25/2023	Liability - Property Damage	66,500.00
05/16/2023	245482	Fresno Metropolitan Flood Control District	01/09/2023	Liability - Property Damage	573.26
05/16/2023	245511	Glenn-Colusa Irrigation District	07/13/2021	Photocopy	10.00
05/31/2023	245926	Glenn-Colusa Irrigation District	07/13/2021	Legal (Defense)	2,065.15
05/16/2023	245528	Glenn-Colusa Irrigation District	06/21/2021	Case management service	2,497.22
05/16/2023	245590	Glenn-Colusa Irrigation District	11/29/2021	Physical therapy	144.47

from 05/16/2023  
to 05/31/2023

ACWA Joint Powers Insurance Authority

Sorted By District

### Claims Payment Report

<u>Check Date</u>	<u>Check Number</u>	<u>District Name</u>	<u>Claim Date</u>	<u>Transaction Type</u>	<u>Amount</u>
05/16/2023	245591	Glenn-Colusa Irrigation District	11/29/2021	Physical therapy	144.47
05/23/2023	245788	Glenn-Colusa Irrigation District	11/29/2021	Medical, general	81.04
05/17/2023	245682	Glenn-Colusa Irrigation District	11/29/2021	Mileage	314.40
05/16/2023	245506	Glenn-Colusa Irrigation District	11/29/2021	Bill Review Fee	8.50
05/16/2023	245506	Glenn-Colusa Irrigation District	11/29/2021	Bill Review Fee	6.38
05/16/2023	245506	Glenn-Colusa Irrigation District	11/29/2021	Bill Review Fee	8.50
05/16/2023	245506	Glenn-Colusa Irrigation District	11/29/2021	Bill Review Fee	6.38
05/23/2023	245750	Glenn-Colusa Irrigation District	11/29/2021	Bill Review Fee	8.50
05/23/2023	245750	Glenn-Colusa Irrigation District	11/29/2021	Bill Review Fee	25.87
05/18/2023	245694	Goleta Water District	01/11/2023	TTD	3,238.30
05/17/2023	245674	Helix Water District	07/16/2021	Med/Legal evaluation	2,138.59
05/17/2023	245655	Helix Water District	07/16/2021	Bill Review Fee	8.50
05/16/2023	245612	Helix Water District	03/14/2023	Medical, general	144.00
05/16/2023	245614	Helix Water District	03/14/2023	Medical, general	144.00
05/23/2023	245785	Helix Water District	03/14/2023	Medical, general	307.00
05/31/2023	245970	Helix Water District	03/14/2023	Medical, general	144.00
05/16/2023	245506	Helix Water District	03/14/2023	Bill Review Fee	8.50
05/16/2023	245506	Helix Water District	03/14/2023	Bill Review Fee	8.50
05/23/2023	245750	Helix Water District	03/14/2023	Bill Review Fee	8.50
05/30/2023	245877	Helix Water District	03/14/2023	Bill Review Fee	8.50
05/16/2023	245585	Helix Water District	03/14/2023	Physical therapy	157.83
05/16/2023	245586	Helix Water District	03/14/2023	Physical therapy	157.83
05/18/2023	245727	Helix Water District	03/16/2022	Medical, general	90.49
05/18/2023	245695	Helix Water District	03/16/2022	Bill Review Fee	8.50
05/18/2023	245695	Helix Water District	03/16/2022	Bill Review Fee	15.31
05/23/2023	245761	Helix Water District	07/27/2022	TTD	2,328.34
05/23/2023	245747	Helix Water District	07/27/2022	Anesthesiologist	487.70
05/16/2023	245576	Helix Water District	07/27/2022	Surgery Costs	398.32
05/16/2023	245577	Helix Water District	07/27/2022	Surgery Costs	2,928.80
05/16/2023	245519	Helix Water District	07/27/2022	Photocopy	520.87
05/16/2023	245573	Helix Water District	07/27/2022	Medical, general	15.00
05/16/2023	245574	Helix Water District	07/27/2022	Medical, general	15.00
05/16/2023	245575	Helix Water District	07/27/2022	Medical, general	15.00
05/17/2023	245675	Helix Water District	07/27/2022	Chiropractor	231.58
05/18/2023	245720	Helix Water District	07/27/2022	Chiropractor	231.58
05/25/2023	245849	Helix Water District	07/27/2022	Chiropractor	463.16
05/16/2023	245616	Helix Water District	07/27/2022	Medical, general	181.86
05/16/2023	245578	Helix Water District	07/27/2022	Medical, general	235.41
05/16/2023	245506	Helix Water District	07/27/2022	Bill Review Fee	8.50
05/16/2023	245506	Helix Water District	07/27/2022	Bill Review Fee	22.25
05/16/2023	245506	Helix Water District	07/27/2022	Bill Review Fee	8.50
05/16/2023	245506	Helix Water District	07/27/2022	Bill Review Fee	37.57
05/16/2023	245506	Helix Water District	07/27/2022	Bill Review Fee	8.50
05/16/2023	245506	Helix Water District	07/27/2022	Bill Review Fee	17.57

from 05/16/2023  
to 05/31/2023

ACWA Joint Powers Insurance Authority

Sorted By District

**Claims Payment Report**

<u>Check Date</u>	<u>Check Number</u>	<u>District Name</u>	<u>Claim Date</u>	<u>Transaction Type</u>	<u>Amount</u>
05/16/2023	245506	Helix Water District	07/27/2022	Bill Review Fee	8.50
05/16/2023	245506	Helix Water District	07/27/2022	Bill Review Fee	129.22
05/17/2023	245655	Helix Water District	07/27/2022	Bill Review Fee	8.50
05/17/2023	245655	Helix Water District	07/27/2022	Bill Review Fee	10.22
05/18/2023	245695	Helix Water District	07/27/2022	Bill Review Fee	8.50
05/18/2023	245695	Helix Water District	07/27/2022	Bill Review Fee	10.22
05/23/2023	245750	Helix Water District	07/27/2022	Bill Review Fee	8.50
05/25/2023	245826	Helix Water District	07/27/2022	Bill Review Fee	8.50
05/25/2023	245826	Helix Water District	07/27/2022	Bill Review Fee	20.44
05/31/2023	245969	Helix Water District	04/12/1989	Chiropractor	97.15
05/31/2023	245923	Helix Water District	04/12/1989	Bill Review Fee	8.50
05/31/2023	245923	Helix Water District	04/12/1989	Bill Review Fee	4.29
05/23/2023	245750	Helix Water District	01/09/2023	Bill Review Fee	8.50
05/23/2023	245780	Helix Water District	01/09/2023	Medical, general	144.00
05/18/2023	245717	Helix Water District	07/23/2019	Chiropractor	265.05
05/18/2023	245695	Helix Water District	07/23/2019	Bill Review Fee	8.50
05/18/2023	245695	Helix Water District	07/23/2019	Bill Review Fee	11.70
05/23/2023	245750	Helix Water District	08/19/2021	Bill Review Fee	8.50
05/23/2023	245750	Helix Water District	08/19/2021	Bill Review Fee	15.31
05/24/2023	245812	Helix Water District	08/19/2021	Medical, general	89.97
05/17/2023	245669	Helix Water District	08/19/2021	IMR Fee	345.00
05/16/2023	245569	Humboldt Bay Municipal Water District	04/06/2021	Medical, general	96.31
05/16/2023	245506	Humboldt Bay Municipal Water District	04/06/2021	Bill Review Fee	8.50
05/16/2023	245506	Humboldt Bay Municipal Water District	04/06/2021	Bill Review Fee	26.66
05/17/2023	245661	Humboldt Community Services District	12/16/2022	Investigation/Subrosa	1,260.00
05/25/2023	245839	Kaweah Delta Water Conservation District	03/22/2022	Medical, general	57.92
05/25/2023	245826	Kaweah Delta Water Conservation District	03/22/2022	Bill Review Fee	8.50
05/25/2023	245826	Kaweah Delta Water Conservation District	03/22/2022	Bill Review Fee	10.52
05/23/2023	245731	Kern-Tulare Water District	04/28/2023	Appraiser	196.57
05/16/2023	245499	Kings River Conservation District	11/18/2016	Medical, general	120.46
05/16/2023	245506	Kings River Conservation District	11/18/2016	Bill Review Fee	8.50
05/16/2023	245506	Kings River Conservation District	11/18/2016	Bill Review Fee	18.52
05/30/2023	245877	Kings River Conservation District	11/18/2016	Bill Review Fee	8.50
05/23/2023	245740	La Puente Valley County Water District	02/27/2023	Property - District Property	708.67
05/30/2023	245884	Laguna Beach County Water District	10/29/2019	Legal (Defense)	285.83
05/30/2023	245900	Laguna Beach County Water District	10/29/2019	DME Supplies	198.83
05/30/2023	245877	Laguna Beach County Water District	10/29/2019	Bill Review Fee	8.50
05/16/2023	245506	Las Virgenes Municipal Water District	02/01/2013	Bill Review Fee	8.50
05/16/2023	245632	Las Virgenes Municipal Water District	02/01/2013	Medical, general	295.40
05/31/2023	245918	Las Virgenes Municipal Water District	02/01/2013	Pharmacy	55.00
05/30/2023	245903	Las Virgenes Municipal Water District	06/03/2022	PPD	580.00
05/31/2023	245923	Las Virgenes Municipal Water District	04/10/2023	Bill Review Fee	8.50
05/31/2023	245923	Las Virgenes Municipal Water District	04/10/2023	Bill Review Fee	0.52
05/31/2023	245981	Las Virgenes Municipal Water District	04/10/2023	Medical, general	205.03

from 05/16/2023  
to 05/31/2023

ACWA Joint Powers Insurance Authority

Sorted By District

**Claims Payment Report**

<u>Check Date</u>	<u>Check Number</u>	<u>District Name</u>	<u>Claim Date</u>	<u>Transaction Type</u>	<u>Amount</u>
05/23/2023	245732	Lower Tule River Irrigation District	03/18/2023	Appraiser	382.33
05/23/2023	245735	Lower Tule River Irrigation District	03/18/2023	Liability - Property Damage	8,212.29
05/25/2023	245814	Madera Irrigation District	08/06/2020	Expense General	539.08
05/23/2023	245738	Mammoth Community Water District	12/07/2022	Liability - Small Claims	183.00
05/23/2023	245739	Mammoth Community Water District	09/28/2022	Liability - Small Claims	575.70
05/23/2023	245753	Mariana Ranchos County Water District	09/10/2019	PPD	580.00
05/23/2023	245744	Merced Irrigation District	05/01/2023	TTD	1,689.26
05/31/2023	245923	Merced Irrigation District	05/01/2023	Bill Review Fee	8.50
05/31/2023	245923	Merced Irrigation District	05/01/2023	Bill Review Fee	8.68
05/31/2023	245965	Merced Irrigation District	05/01/2023	Medical, general	168.50
05/30/2023	245886	Merced Irrigation District	04/25/2023	Investigation/Subrosa	245.00
05/16/2023	245481	Merced Irrigation District	08/19/2022	Expert	202.50
05/25/2023	245835	Merced Irrigation District	10/29/2020	TTD	2,023.02
05/23/2023	245745	Merced Irrigation District	01/26/2023	Medical, general	168.50
05/18/2023	245723	Merced Irrigation District	01/26/2023	Medical, general	115.74
05/18/2023	245695	Merced Irrigation District	01/26/2023	Bill Review Fee	8.50
05/18/2023	245695	Merced Irrigation District	01/26/2023	Bill Review Fee	20.82
05/23/2023	245750	Merced Irrigation District	01/26/2023	Bill Review Fee	8.50
05/23/2023	245750	Merced Irrigation District	01/26/2023	Bill Review Fee	17.65
05/18/2023	245721	Merced Irrigation District	01/26/2023	Mileage	241.04
05/25/2023	245856	Merced Irrigation District	01/26/2023	TTD	2,123.30
05/17/2023	245678	Merced Irrigation District	01/24/2023	Diagnostics	315.60
05/17/2023	245655	Merced Irrigation District	01/24/2023	Bill Review Fee	8.50
05/17/2023	245655	Merced Irrigation District	01/24/2023	Bill Review Fee	20.82
05/17/2023	245679	Merced Irrigation District	01/24/2023	Medical, general	115.74
05/17/2023	245657	Merced Irrigation District	04/21/2020	Legal (Defense)	647.87
05/17/2023	245658	Merced Irrigation District	04/21/2020	Legal (Defense)	304.88
05/18/2023	245699	Merced Irrigation District	04/21/2020	Medical, general	1,062.98
05/16/2023	245506	Mesa Water District	08/31/2022	Bill Review Fee	8.50
05/16/2023	245506	Mesa Water District	08/31/2022	Bill Review Fee	1.90
05/16/2023	245505	Mesa Water District	08/31/2022	Medical, general	144.56
05/31/2023	245951	Mesa Water District	07/30/2020	Physical therapy	622.52
05/31/2023	245977	Mesa Water District	07/30/2020	Medical, general	44.94
05/31/2023	245923	Mesa Water District	07/30/2020	Bill Review Fee	8.50
05/31/2023	245923	Mesa Water District	07/30/2020	Bill Review Fee	6.30
05/23/2023	245750	Mesa Water District	07/30/2020	Bill Review Fee	8.50
05/23/2023	245750	Mesa Water District	07/30/2020	Bill Review Fee	166.17
05/30/2023	245877	Mesa Water District	07/30/2020	Bill Review Fee	8.50
05/31/2023	245943	Mesa Water District	07/30/2020	Photocopy	49.61
05/31/2023	245944	Mesa Water District	07/30/2020	Photocopy	49.49
05/23/2023	245764	Mesa Water District	07/30/2020	Hospital (Outpatient)	12,628.72
05/31/2023	245948	Mesa Water District	07/30/2020	DME Supplies	1,911.00
05/23/2023	245756	Mesa Water District	07/30/2020	TTD	2,314.58
05/24/2023	245808	Mesa Water District	10/06/2021	Bill Review Fee	8.50



from 05/16/2023  
to 05/31/2023

ACWA Joint Powers Insurance Authority

Sorted By District

**Claims Payment Report**

<u>Check Date</u>	<u>Check Number</u>	<u>District Name</u>	<u>Claim Date</u>	<u>Transaction Type</u>	<u>Amount</u>
05/24/2023	245808	Mesa Water District	10/06/2021	Bill Review Fee	23.26
05/25/2023	245853	Mesa Water District	10/06/2021	Medical, general	117.76
05/31/2023	245945	Mesa Water District	10/06/2021	Photocopy	535.44
05/31/2023	245946	Mesa Water District	10/06/2021	Photocopy	536.66
05/31/2023	245930	Mid-Peninsula Water District	03/19/2021	Legal (Defense)	247.72
05/31/2023	245931	Mid-Peninsula Water District	03/19/2021	Legal (Defense)	228.66
05/23/2023	245750	Mid-Peninsula Water District	03/19/2021	Bill Review Fee	8.50
05/23/2023	245750	Mid-Peninsula Water District	03/19/2021	Bill Review Fee	2.85
05/23/2023	245750	Mid-Peninsula Water District	03/19/2021	Bill Review Fee	8.50
05/23/2023	245750	Mid-Peninsula Water District	03/19/2021	Bill Review Fee	2.96
05/16/2023	245535	Mid-Peninsula Water District	03/19/2021	Mileage	34.00
05/23/2023	245773	Mid-Peninsula Water District	03/19/2021	Medical, general	216.41
05/23/2023	245793	Mid-Peninsula Water District	03/19/2021	Medical, general	224.53
05/24/2023	245806	Mid-Peninsula Water District	04/18/2023	Liability - Property Damage	1,053.88
05/16/2023	245571	Mission Springs Water District	01/25/2023	Photocopy	177.79
05/30/2023	245902	Mission Springs Water District	01/25/2023	Photocopy	70.00
05/16/2023	245517	Mission Springs Water District	01/25/2023	Deposition/Witness fees	1,831.30
05/30/2023	245878	Mission Springs Water District	01/25/2023	Legal (Defense)	3,162.62
05/18/2023	245707	Mission Springs Water District	01/25/2023	Medical, general	191.23
05/18/2023	245695	Mission Springs Water District	01/25/2023	Bill Review Fee	8.50
05/18/2023	245695	Mission Springs Water District	01/25/2023	Bill Review Fee	2.52
05/30/2023	245889	Mission Springs Water District	01/25/2023	Investigation/Subrosa	90.00
05/16/2023	245491	Mission Springs Water District	01/25/2023	Physical therapy	230.18
05/16/2023	245492	Mission Springs Water District	01/25/2023	Physical therapy	230.18
05/30/2023	245882	Mission Springs Water District	08/21/2011	Legal (Defense)	133.39
05/23/2023	245759	Mission Springs Water District	07/07/2022	Physical therapy	116.82
05/23/2023	245750	Mission Springs Water District	07/07/2022	Bill Review Fee	8.50
05/23/2023	245750	Mission Springs Water District	07/07/2022	Bill Review Fee	9.73
05/31/2023	245947	Mission Springs Water District	07/07/2022	Physical therapy	88.54
05/31/2023	245923	Mission Springs Water District	07/07/2022	Bill Review Fee	8.50
05/31/2023	245923	Mission Springs Water District	07/07/2022	Bill Review Fee	7.38
05/17/2023	245687	Mission Springs Water District	05/19/2021	VR Voucher	500.00
05/31/2023	245982	Mission Springs Water District	05/19/2021	Medical, general	322.59
05/17/2023	245685	Mission Springs Water District	05/19/2021	VR services/QRR	600.00
05/31/2023	245923	Mission Springs Water District	05/19/2021	Bill Review Fee	8.50
05/31/2023	245923	Mission Springs Water District	05/19/2021	Bill Review Fee	34.06
05/17/2023	245688	Mission Springs Water District	05/19/2021	Other VR expense	1,000.00
05/17/2023	245670	Mission Springs Water District	05/19/2021	IMR Fee	345.00
05/17/2023	245684	Mission Springs Water District	05/11/2021	VR services/QRR	600.00
05/17/2023	245659	Mission Springs Water District	05/11/2021	Legal (Defense)	438.27
05/17/2023	245686	Mission Springs Water District	05/11/2021	VR Voucher	500.00
05/16/2023	245483	Moulton Niguel Water District	03/02/2023	Liability - Property Damage	23,747.25
05/16/2023	245580	North Coast County Water District	03/20/2023	Physical therapy	256.98
05/16/2023	245581	North Coast County Water District	03/20/2023	Physical therapy	144.32

from 05/16/2023  
to 05/31/2023

ACWA Joint Powers Insurance Authority

Sorted By District

### Claims Payment Report

<u>Check Date</u>	<u>Check Number</u>	<u>District Name</u>	<u>Claim Date</u>	<u>Transaction Type</u>	<u>Amount</u>
05/16/2023	245582	North Coast County Water District	03/20/2023	Physical therapy	174.08
05/16/2023	245624	North Coast County Water District	02/06/2023	Physical therapy	208.45
05/16/2023	245625	North Coast County Water District	02/06/2023	Physical therapy	87.26
05/16/2023	245626	North Coast County Water District	02/06/2023	Medical, general	175.83
05/23/2023	245800	North Coast County Water District	02/06/2023	Medical, general	151.57
05/16/2023	245506	North Coast County Water District	02/06/2023	Bill Review Fee	8.50
05/16/2023	245506	North Coast County Water District	02/06/2023	Bill Review Fee	8.50
05/16/2023	245506	North Coast County Water District	02/06/2023	Bill Review Fee	8.50
05/23/2023	245750	North Coast County Water District	02/06/2023	Bill Review Fee	8.50
05/31/2023	245934	North Coast County Water District	02/06/2023	Medical, general	1,246.50
05/30/2023	245877	North Coast County Water District	02/06/2023	Bill Review Fee	8.50
05/23/2023	245750	North Coast County Water District	01/19/2023	Bill Review Fee	8.50
05/23/2023	245799	North Coast County Water District	01/19/2023	Medical, general	96.71
05/17/2023	245640	Oakdale Irrigation District	08/04/2022	Liability - Property Damage	25,001.12
05/17/2023	245645	Oakdale Irrigation District	08/07/2018	Expense General	276.37
05/17/2023	245644	Oakdale Irrigation District	08/07/2018	Defense Attorney	15,444.00
05/25/2023	245827	Orange County Water District	10/03/2022	Physical therapy	434.33
05/18/2023	245695	Orange County Water District	10/03/2022	Bill Review Fee	8.50
05/18/2023	245695	Orange County Water District	10/03/2022	Bill Review Fee	2.64
05/25/2023	245826	Orange County Water District	10/03/2022	Bill Review Fee	8.50
05/25/2023	245826	Orange County Water District	10/03/2022	Bill Review Fee	19.16
05/18/2023	245712	Orange County Water District	10/03/2022	Medical, general	200.27
05/23/2023	245748	Orange County Water District	02/28/2023	Physical therapy	147.56
05/31/2023	245921	Orange County Water District	02/28/2023	Medical, general	163.41
05/31/2023	245922	Orange County Water District	02/28/2023	Medical, general	144.56
05/23/2023	245750	Orange County Water District	02/28/2023	Bill Review Fee	8.50
05/23/2023	245750	Orange County Water District	02/28/2023	Bill Review Fee	1.94
05/31/2023	245923	Orange County Water District	02/28/2023	Bill Review Fee	8.50
05/31/2023	245923	Orange County Water District	02/28/2023	Bill Review Fee	2.15
05/31/2023	245923	Orange County Water District	02/28/2023	Bill Review Fee	8.50
05/31/2023	245923	Orange County Water District	02/28/2023	Bill Review Fee	1.90
05/23/2023	245749	Orange County Water District	04/09/2023	Medical, general	144.56
05/23/2023	245750	Orange County Water District	04/09/2023	Bill Review Fee	1.90
05/23/2023	245750	Orange County Water District	04/09/2023	Bill Review Fee	8.50
05/24/2023	245804	Otay Water District	02/14/2023	Liability - Small Claims	1,491.81
05/17/2023	245681	Otay Water District	01/01/2023	Medical, general	199.00
05/17/2023	245655	Otay Water District	01/01/2023	Bill Review Fee	8.50
05/16/2023	245584	Otay Water District	01/01/2023	Physical therapy	241.99
05/17/2023	245676	Otay Water District	01/01/2023	Physical therapy	75.66
05/17/2023	245677	Otay Water District	01/01/2023	Physical therapy	75.66
05/30/2023	245887	Otay Water District	01/01/2023	Ergonomic equipment/Evals	400.00
05/16/2023	245589	Otay Water District	04/19/2023	TD penalty	49.90
05/23/2023	245787	Otay Water District	04/19/2023	Medical, general	144.00
05/31/2023	245972	Otay Water District	04/19/2023	Medical, general	144.00

from 05/16/2023  
to 05/31/2023

ACWA Joint Powers Insurance Authority

Sorted By District

**Claims Payment Report**

<u>Check Date</u>	<u>Check Number</u>	<u>District Name</u>	<u>Claim Date</u>	<u>Transaction Type</u>	<u>Amount</u>
05/16/2023	245588	Otay Water District	04/19/2023	TTD	499.08
05/23/2023	245750	Otay Water District	04/19/2023	Bill Review Fee	8.50
05/31/2023	245923	Otay Water District	04/19/2023	Bill Review Fee	8.50
05/16/2023	245565	Otay Water District	06/15/2022	Physical therapy	122.83
05/16/2023	245506	Otay Water District	06/15/2022	Bill Review Fee	8.50
05/16/2023	245506	Otay Water District	06/15/2022	Bill Review Fee	10.23
05/25/2023	245836	Otay Water District	06/15/2022	Physical therapy	122.83
05/25/2023	245826	Otay Water District	06/15/2022	Bill Review Fee	8.50
05/25/2023	245826	Otay Water District	06/15/2022	Bill Review Fee	10.23
05/25/2023	245854	Otay Water District	03/15/2023	Diagnostics	36.30
05/25/2023	245855	Otay Water District	03/15/2023	Diagnostics	36.30
05/31/2023	245964	Otay Water District	03/15/2023	Diagnostics	66.35
05/17/2023	245664	Otay Water District	03/15/2023	Case management service	2,324.99
05/17/2023	245665	Otay Water District	03/15/2023	Case management service	2,377.39
05/16/2023	245609	Otay Water District	03/15/2023	Hospital (Outpatient)	205.18
05/23/2023	245777	Otay Water District	03/15/2023	TTD	2,991.50
05/31/2023	245923	Otay Water District	03/15/2023	Bill Review Fee	8.50
05/31/2023	245923	Otay Water District	03/15/2023	Bill Review Fee	7.32
05/16/2023	245506	Otay Water District	03/15/2023	Bill Review Fee	8.50
05/16/2023	245506	Otay Water District	03/15/2023	Bill Review Fee	8.50
05/16/2023	245506	Otay Water District	03/15/2023	Bill Review Fee	1.05
05/18/2023	245695	Otay Water District	03/15/2023	Bill Review Fee	8.50
05/18/2023	245695	Otay Water District	03/15/2023	Bill Review Fee	1.05
05/23/2023	245750	Otay Water District	03/15/2023	Bill Review Fee	8.50
05/24/2023	245808	Otay Water District	03/15/2023	Bill Review Fee	8.50
05/24/2023	245808	Otay Water District	03/15/2023	Bill Review Fee	7.62
05/24/2023	245808	Otay Water District	03/15/2023	Bill Review Fee	8.50
05/24/2023	245808	Otay Water District	03/15/2023	Bill Review Fee	5.86
05/24/2023	245808	Otay Water District	03/15/2023	Bill Review Fee	8.50
05/24/2023	245808	Otay Water District	03/15/2023	Bill Review Fee	5.86
05/30/2023	245877	Otay Water District	03/15/2023	Bill Review Fee	8.50
05/30/2023	245877	Otay Water District	03/15/2023	Bill Review Fee	10.43
05/16/2023	245572	Otay Water District	03/15/2023	Medical, general	250.56
05/23/2023	245769	Otay Water District	03/15/2023	Medical, general	172.74
05/18/2023	245704	Otay Water District	03/15/2023	Medical, general	257.21
05/25/2023	245823	Otay Water District	03/15/2023	Medical, general	215.82
05/30/2023	245876	Otay Water District	03/15/2023	Medical, general	141.37
05/17/2023	245666	Otay Water District	03/22/2022	Case management service	1,537.27
05/17/2023	245667	Otay Water District	03/22/2022	Case management service	667.80
05/23/2023	245758	Pajaro Valley Water Management Agency	02/20/2023	TTD	681.48
05/31/2023	245959	Pajaro/Sunny Mesa Community Services	03/18/2023	Medical, general	142.72
05/31/2023	245923	Pajaro/Sunny Mesa Community Services	03/18/2023	Bill Review Fee	8.50
05/31/2023	245923	Pajaro/Sunny Mesa Community Services	03/18/2023	Bill Review Fee	2.69
05/16/2023	245496	Palmdale Water District	01/27/2023	Photocopy	75.00

from 05/16/2023  
to 05/31/2023

ACWA Joint Powers Insurance Authority

Sorted By District

**Claims Payment Report**

<u>Check Date</u>	<u>Check Number</u>	<u>District Name</u>	<u>Claim Date</u>	<u>Transaction Type</u>	<u>Amount</u>
05/30/2023	245872	Palmdale Water District	01/27/2023	Photocopy	230.00
05/30/2023	245881	Palmdale Water District	01/27/2023	Legal (Defense)	1,143.30
05/25/2023	245837	Palmdale Water District	04/06/2023	Diagnostics	738.18
05/23/2023	245771	Palmdale Water District	04/06/2023	Hospital (Outpatient)	2,475.00
05/16/2023	245531	Palmdale Water District	04/06/2023	TTD	1,578.63
05/30/2023	245894	Palmdale Water District	04/06/2023	TTD	1,700.06
05/23/2023	245790	Palmdale Water District	04/06/2023	Medical, general	210.81
05/23/2023	245791	Palmdale Water District	04/06/2023	Medical, general	139.16
05/23/2023	245792	Palmdale Water District	04/06/2023	Medical, general	139.16
05/23/2023	245750	Palmdale Water District	04/06/2023	Bill Review Fee	8.50
05/23/2023	245750	Palmdale Water District	04/06/2023	Bill Review Fee	8.50
05/23/2023	245750	Palmdale Water District	04/06/2023	Bill Review Fee	8.50
05/23/2023	245750	Palmdale Water District	04/06/2023	Bill Review Fee	8.50
05/23/2023	245750	Palmdale Water District	04/06/2023	Bill Review Fee	8.50
05/23/2023	245750	Palmdale Water District	04/06/2023	Bill Review Fee	1,889.52
05/25/2023	245826	Palmdale Water District	04/06/2023	Bill Review Fee	8.50
05/17/2023	245660	Palmdale Water District	10/31/2021	Legal (Defense)	741.60
05/31/2023	245912	Panoche Water District	08/17/2019	Laboratory fee	278.52
05/16/2023	245557	Panoche Water District	08/17/2019	IMR Fee	345.00
05/16/2023	245558	Panoche Water District	08/17/2019	IMR Fee	345.00
05/16/2023	245559	Panoche Water District	08/17/2019	IMR Fee	345.00
05/18/2023	245716	Panoche Water District	08/17/2019	Medical Interpreter	90.00
05/18/2023	245695	Panoche Water District	08/17/2019	Bill Review Fee	8.50
05/30/2023	245877	Panoche Water District	08/17/2019	Bill Review Fee	12.95
05/17/2023	245650	Panoche Water District	11/01/2016	Expense General	2,553.75
05/17/2023	245651	Panoche Water District	11/01/2016	Expense General	2,400.00
05/16/2023	245506	Panoche Water District	02/03/2023	Bill Review Fee	8.50
05/16/2023	245506	Panoche Water District	02/03/2023	Bill Review Fee	16.01
05/16/2023	245493	Panoche Water District	02/03/2023	Medical, general	90.49
05/30/2023	245901	Patterson Irrigation District	08/09/2012	Medical Interpreter	90.00
05/30/2023	245877	Patterson Irrigation District	08/09/2012	Bill Review Fee	8.50
05/17/2023	245642	Purissima Hills Water District	08/26/2018	Liability - Property Damage	1,379.93
05/24/2023	245808	Rainbow Municipal Water District	04/21/2023	Bill Review Fee	8.50
05/24/2023	245808	Rainbow Municipal Water District	04/21/2023	Bill Review Fee	37.84
05/25/2023	245848	Rainbow Municipal Water District	04/21/2023	Medical, general	128.89
05/16/2023	245515	Ramona Municipal Water District	10/03/2017	Med/Legal evaluation	650.00
05/23/2023	245754	Ramona Municipal Water District	10/03/2017	PPD	580.00
05/25/2023	245858	Ramona Municipal Water District	02/28/2022	Medical, general	144.14
05/25/2023	245826	Ramona Municipal Water District	02/28/2022	Bill Review Fee	1.90
05/25/2023	245826	Ramona Municipal Water District	02/28/2022	Bill Review Fee	8.50
05/30/2023	245899	Ramona Municipal Water District	02/28/2022	TTD	3,299.38
05/25/2023	245822	Ramona Municipal Water District	05/05/2022	Deposition/Witness fees	910.00
05/31/2023	245910	Rancho California Water District	07/04/2020	Expense General	702.50
05/16/2023	245506	Rancho California Water District	03/18/2008	Bill Review Fee	8.50

from 05/16/2023  
to 05/31/2023

ACWA Joint Powers Insurance Authority

Sorted By District

**Claims Payment Report**

<u>Check Date</u>	<u>Check Number</u>	<u>District Name</u>	<u>Claim Date</u>	<u>Transaction Type</u>	<u>Amount</u>
05/16/2023	245506	Rancho California Water District	03/18/2008	Bill Review Fee	5.03
05/16/2023	245506	Rancho California Water District	03/18/2008	Bill Review Fee	8.50
05/16/2023	245488	Rancho California Water District	03/18/2008	Medical, general	181.16
05/16/2023	245489	Rancho California Water District	03/18/2008	Medical, general	195.49
05/24/2023	245805	Richvale Irrigation District	05/09/2023	Property - District Property	20,409.10
05/17/2023	245639	Richvale Irrigation District	05/09/2023	Appraiser	291.03
05/23/2023	245755	Rowland Water District	03/24/2021	Medical, general	86.62
05/23/2023	245750	Rowland Water District	03/24/2021	Bill Review Fee	10.03
05/16/2023	245485	Sacramento Suburban Water District	05/09/2023	Appraiser	100.00
05/24/2023	245802	San Benito County Water District	11/05/2022	Adjuster	847.30
05/24/2023	245811	San Juan Water District	01/26/2016	Photocopy	180.00
05/24/2023	245813	San Juan Water District	04/11/2023	Medical, general	143.60
05/23/2023	245750	San Juan Water District	04/11/2023	Bill Review Fee	8.50
05/23/2023	245750	San Juan Water District	04/11/2023	Bill Review Fee	15.12
05/23/2023	245750	San Juan Water District	04/11/2023	Bill Review Fee	8.50
05/23/2023	245770	San Juan Water District	04/11/2023	DME Supplies	40.10
05/16/2023	245593	San Luis & Delta-Mendota Water Authority	07/18/2022	Medical, general	90.49
05/16/2023	245506	San Luis & Delta-Mendota Water Authority	07/18/2022	Bill Review Fee	8.50
05/16/2023	245506	San Luis & Delta-Mendota Water Authority	07/18/2022	Bill Review Fee	13.66
05/18/2023	245696	San Luis & Delta-Mendota Water Authority	01/12/2022	PPD	870.00
05/16/2023	245638	San Luis Water District	08/09/2013	Legal (Defense)	407.00
05/16/2023	245541	San Luis Water District	08/09/2013	IMR Fee	345.00
05/23/2023	245734	Santa Clarita Valley Water Agency	01/05/2022	Expert	3,955.26
05/16/2023	245536	Santa Clarita Valley Water Agency	09/15/2022	Photocopy	263.02
05/16/2023	245570	Santa Clarita Valley Water Agency	03/01/2022	Diagnostics	685.36
05/16/2023	245537	Santa Clarita Valley Water Agency	03/01/2022	Photocopy	258.60
05/23/2023	245757	Santa Clarita Valley Water Agency	03/01/2022	TTD	3,079.42
05/23/2023	245760	Santa Clarita Valley Water Agency	09/02/2021	PPD	580.00
05/25/2023	245826	Santa Clarita Valley Water Agency	09/02/2021	Bill Review Fee	8.50
05/25/2023	245826	Santa Clarita Valley Water Agency	09/02/2021	Bill Review Fee	21.00
05/25/2023	245821	Santa Clarita Valley Water Agency	09/02/2021	Medical, general	170.19
05/24/2023	245807	Santa Clarita Valley Water Agency	12/08/2022	Liability - Property Damage	3,704.69
05/16/2023	245479	Santa Clarita Valley Water Agency	04/14/2023	Appraiser	221.87
05/16/2023	245486	Santa Fe Irrigation District	10/15/2022	Medical, general	132.00
05/16/2023	245595	Santa Fe Irrigation District	10/15/2022	Physical therapy	143.16
05/16/2023	245596	Santa Fe Irrigation District	10/15/2022	Physical therapy	143.16
05/31/2023	245961	Santa Fe Irrigation District	10/15/2022	Physical therapy	143.16
05/31/2023	245962	Santa Fe Irrigation District	10/15/2022	Physical therapy	143.16
05/31/2023	245963	Santa Fe Irrigation District	10/15/2022	Physical therapy	128.08
05/16/2023	245506	Santa Fe Irrigation District	10/15/2022	Bill Review Fee	8.50
05/16/2023	245506	Santa Fe Irrigation District	10/15/2022	Bill Review Fee	8.50
05/16/2023	245506	Santa Fe Irrigation District	10/15/2022	Bill Review Fee	5.05
05/16/2023	245506	Santa Fe Irrigation District	10/15/2022	Bill Review Fee	8.50
05/16/2023	245506	Santa Fe Irrigation District	10/15/2022	Bill Review Fee	5.05

from 05/16/2023  
to 05/31/2023

ACWA Joint Powers Insurance Authority

Sorted By District

### Claims Payment Report

<u>Check Date</u>	<u>Check Number</u>	<u>District Name</u>	<u>Claim Date</u>	<u>Transaction Type</u>	<u>Amount</u>
05/31/2023	245923	Santa Fe Irrigation District	10/15/2022	Bill Review Fee	8.50
05/31/2023	245923	Santa Fe Irrigation District	10/15/2022	Bill Review Fee	5.05
05/31/2023	245923	Santa Fe Irrigation District	10/15/2022	Bill Review Fee	8.50
05/31/2023	245923	Santa Fe Irrigation District	10/15/2022	Bill Review Fee	5.05
05/31/2023	245923	Santa Fe Irrigation District	10/15/2022	Bill Review Fee	8.50
05/31/2023	245923	Santa Fe Irrigation District	10/15/2022	Bill Review Fee	4.52
05/31/2023	245907	Scotts Valley Water District	04/12/2023	Appraiser	225.00
05/31/2023	245908	Serrano Water District	02/15/2023	Property - District Property	1,000.00
05/25/2023	245818	Solano Irrigation District	09/15/2022	Liability - Small Claims	441.64
05/23/2023	245789	Solano Irrigation District	04/12/2023	Diagnostics	10.92
05/23/2023	245750	Solano Irrigation District	04/12/2023	Bill Review Fee	8.50
05/23/2023	245750	Solano Irrigation District	04/12/2023	Bill Review Fee	0.48
05/25/2023	245826	Solano Irrigation District	04/12/2023	Bill Review Fee	8.50
05/25/2023	245826	Solano Irrigation District	04/12/2023	Bill Review Fee	22.95
05/25/2023	245841	Solano Irrigation District	04/12/2023	Medical, general	168.50
05/25/2023	245852	South Coast Water District	01/10/2022	Laboratory fee	5.45
05/25/2023	245820	South Coast Water District	01/10/2022	TTD	2,197.86
05/16/2023	245487	South Coast Water District	01/10/2022	Physical therapy	127.91
05/17/2023	245652	South Coast Water District	01/10/2022	Physical therapy	127.91
05/18/2023	245702	South Coast Water District	01/10/2022	Physical therapy	127.91
05/18/2023	245703	South Coast Water District	01/10/2022	Physical therapy	127.91
05/31/2023	245911	South Coast Water District	01/10/2022	Physical therapy	127.91
05/31/2023	245923	South Coast Water District	01/10/2022	Bill Review Fee	8.50
05/31/2023	245923	South Coast Water District	01/10/2022	Bill Review Fee	5.65
05/31/2023	245978	South Coast Water District	01/10/2022	Medical, general	51.05
05/31/2023	245923	South Coast Water District	01/10/2022	Bill Review Fee	8.50
05/31/2023	245923	South Coast Water District	01/10/2022	Bill Review Fee	7.39
05/23/2023	245767	South Coast Water District	01/10/2022	Diagnostics	136.61
05/16/2023	245506	South Coast Water District	01/10/2022	Bill Review Fee	8.50
05/16/2023	245506	South Coast Water District	01/10/2022	Bill Review Fee	5.65
05/17/2023	245655	South Coast Water District	01/10/2022	Bill Review Fee	8.50
05/17/2023	245655	South Coast Water District	01/10/2022	Bill Review Fee	5.65
05/18/2023	245695	South Coast Water District	01/10/2022	Bill Review Fee	8.50
05/18/2023	245695	South Coast Water District	01/10/2022	Bill Review Fee	5.65
05/18/2023	245695	South Coast Water District	01/10/2022	Bill Review Fee	8.50
05/18/2023	245695	South Coast Water District	01/10/2022	Bill Review Fee	5.65
05/18/2023	245695	South Coast Water District	01/10/2022	Bill Review Fee	8.50
05/18/2023	245695	South Coast Water District	01/10/2022	Bill Review Fee	5.65
05/23/2023	245750	South Coast Water District	01/10/2022	Bill Review Fee	8.50
05/23/2023	245750	South Coast Water District	01/10/2022	Bill Review Fee	0.56
05/25/2023	245826	South Coast Water District	01/10/2022	Bill Review Fee	8.50
05/25/2023	245826	South Coast Water District	01/10/2022	Bill Review Fee	0.63
05/16/2023	245478	South Coast Water District	03/05/2023	Expert	1,625.00
05/30/2023	245883	South Coast Water District	02/10/2021	Legal (Defense)	76.22
05/25/2023	245826	South Coast Water District	02/10/2021	Bill Review Fee	8.50
05/25/2023	245826	South Coast Water District	02/10/2021	Bill Review Fee	37.40

from 05/16/2023  
to 05/31/2023

ACWA Joint Powers Insurance Authority

Sorted By District

**Claims Payment Report**

<u>Check Date</u>	<u>Check Number</u>	<u>District Name</u>	<u>Claim Date</u>	<u>Transaction Type</u>	<u>Amount</u>
05/25/2023	245870	South Coast Water District	02/10/2021	Medical, general	234.47
05/25/2023	245862	South Coast Water District	01/23/2023	Medical, general	117.76
05/25/2023	245826	South Coast Water District	01/23/2023	Bill Review Fee	8.50
05/25/2023	245826	South Coast Water District	01/23/2023	Bill Review Fee	9.19
05/25/2023	245830	South Coast Water District	05/01/2023	TTD	1,810.58
05/17/2023	245671	South Coast Water District	01/27/2023	Physical therapy	159.88
05/17/2023	245655	South Coast Water District	01/27/2023	Bill Review Fee	8.50
05/16/2023	245522	South Coast Water District	04/12/2023	Pharmacy	10.71
05/18/2023	245728	South Coast Water District	04/12/2023	Medical, general	249.31
05/18/2023	245695	South Coast Water District	04/12/2023	Bill Review Fee	8.50
05/18/2023	245695	South Coast Water District	04/12/2023	Bill Review Fee	16.99
05/25/2023	245863	South Coast Water District	04/12/2023	Medical, general	117.76
05/25/2023	245826	South Coast Water District	04/12/2023	Bill Review Fee	8.50
05/25/2023	245826	South Coast Water District	04/12/2023	Bill Review Fee	9.19
05/23/2023	245798	South Coast Water District	12/06/2021	PPD	870.00
05/25/2023	245819	South Coast Water District	03/05/2023	Liability - Property Damage	34,345.72
05/17/2023	245655	South Tahoe Public Utility District	04/20/2023	Bill Review Fee	8.50
05/17/2023	245655	South Tahoe Public Utility District	04/20/2023	Bill Review Fee	3.80
05/31/2023	245923	South Tahoe Public Utility District	04/20/2023	Bill Review Fee	8.50
05/31/2023	245923	South Tahoe Public Utility District	04/20/2023	Bill Review Fee	22.45
05/17/2023	245683	South Tahoe Public Utility District	04/20/2023	Medical, general	171.05
05/31/2023	245915	South Tahoe Public Utility District	04/20/2023	Medical, general	71.75
05/16/2023	245506	South Tahoe Public Utility District	06/16/2021	Bill Review Fee	8.50
05/16/2023	245506	South Tahoe Public Utility District	06/16/2021	Bill Review Fee	8.50
05/16/2023	245506	South Tahoe Public Utility District	06/16/2021	Bill Review Fee	0.93
05/16/2023	245506	South Tahoe Public Utility District	06/16/2021	Bill Review Fee	8.50
05/16/2023	245506	South Tahoe Public Utility District	06/16/2021	Bill Review Fee	6.85
05/16/2023	245617	South Tahoe Public Utility District	06/16/2021	Anesthesiologist	495.72
05/16/2023	245622	South Tahoe Public Utility District	06/16/2021	Surgery Costs	70.75
05/16/2023	245623	South Tahoe Public Utility District	06/16/2021	Surgery Costs	520.18
05/17/2023	245643	South Tahoe Public Utility District	07/28/2022	Expert	3,234.00
05/16/2023	245637	South Tahoe Public Utility District	06/25/2019	PPD	580.00
05/30/2023	245906	South Tahoe Public Utility District	06/25/2019	PPD	580.00
05/16/2023	245540	Stockton-East Water District	08/30/2011	IMR Fee	345.00
05/24/2023	245809	Stockton-East Water District	02/28/2004	Medical, general	138.98
05/16/2023	245592	Sunnyslope County Water District	04/18/2023	Medical, general	465.94
05/16/2023	245506	Sunnyslope County Water District	04/18/2023	Bill Review Fee	8.50
05/16/2023	245506	Sunnyslope County Water District	04/18/2023	Bill Review Fee	8.77
05/16/2023	245506	Sweetwater Authority	04/10/2023	Bill Review Fee	8.50
05/23/2023	245750	Sweetwater Authority	04/10/2023	Bill Review Fee	8.50
05/16/2023	245610	Sweetwater Authority	04/10/2023	Hospital (Outpatient)	709.30
05/23/2023	245750	Sweetwater Authority	04/10/2023	Bill Review Fee	8.50
05/23/2023	245750	Sweetwater Authority	04/10/2023	Bill Review Fee	8.50
05/24/2023	245808	Sweetwater Authority	04/10/2023	Bill Review Fee	8.50

from 05/16/2023  
to 05/31/2023

ACWA Joint Powers Insurance Authority

Sorted By District

### Claims Payment Report

<u>Check Date</u>	<u>Check Number</u>	<u>District Name</u>	<u>Claim Date</u>	<u>Transaction Type</u>	<u>Amount</u>
05/24/2023	245808	Sweetwater Authority	04/10/2023	Bill Review Fee	3.76
05/23/2023	245781	Sweetwater Authority	04/10/2023	Medical, general	144.00
05/23/2023	245783	Sweetwater Authority	04/10/2023	Medical, general	161.00
05/23/2023	245784	Sweetwater Authority	04/10/2023	Medical, general	199.00
05/25/2023	245859	Sweetwater Authority	04/10/2023	Medical, general	75.20
05/16/2023	245506	Sweetwater Authority	11/15/2022	Bill Review Fee	8.50
05/16/2023	245506	Sweetwater Authority	11/15/2022	Bill Review Fee	6.35
05/16/2023	245579	Sweetwater Authority	11/15/2022	Chiropractor	143.95
05/30/2023	245875	Sweetwater Authority	11/15/2022	Mileage	135.07
05/30/2023	245874	Sweetwater Authority	12/15/2021	Mileage	18.73
05/16/2023	245504	Sweetwater Authority	04/05/2023	Diagnostics	335.29
05/31/2023	245973	Sweetwater Authority	04/05/2023	Diagnostics	59.92
05/16/2023	245506	Sweetwater Authority	04/05/2023	Bill Review Fee	8.50
05/16/2023	245506	Sweetwater Authority	04/05/2023	Bill Review Fee	0.85
05/16/2023	245506	Sweetwater Authority	04/05/2023	Bill Review Fee	8.50
05/23/2023	245750	Sweetwater Authority	04/05/2023	Bill Review Fee	8.50
05/23/2023	245750	Sweetwater Authority	04/05/2023	Bill Review Fee	8.50
05/31/2023	245923	Sweetwater Authority	04/05/2023	Bill Review Fee	8.50
05/16/2023	245613	Sweetwater Authority	04/05/2023	Medical, general	144.00
05/23/2023	245782	Sweetwater Authority	04/05/2023	Medical, general	199.00
05/23/2023	245786	Sweetwater Authority	04/05/2023	Medical, general	347.00
05/16/2023	245510	Sweetwater Authority	01/04/2023	Mileage	157.20
05/18/2023	245718	Sweetwater Authority	01/04/2023	Chiropractor	275.93
05/18/2023	245719	Sweetwater Authority	01/04/2023	Medical, general	263.58
05/18/2023	245695	Sweetwater Authority	01/04/2023	Bill Review Fee	8.50
05/18/2023	245695	Sweetwater Authority	01/04/2023	Bill Review Fee	12.18
05/18/2023	245695	Sweetwater Authority	01/04/2023	Bill Review Fee	8.50
05/18/2023	245695	Sweetwater Authority	01/04/2023	Bill Review Fee	11.63
05/16/2023	245611	Sweetwater Authority	04/25/2022	Medical, general	144.00
05/16/2023	245506	Sweetwater Authority	04/25/2022	Bill Review Fee	8.50
05/25/2023	245860	Sweetwater Authority	04/27/2023	Medical, general	239.00
05/31/2023	245971	Sweetwater Authority	04/27/2023	Medical, general	144.00
05/25/2023	245826	Sweetwater Authority	04/27/2023	Bill Review Fee	8.50
05/30/2023	245877	Sweetwater Authority	04/27/2023	Bill Review Fee	8.50
05/23/2023	245762	Sweetwater Authority	12/07/2022	Wage loss	615.84
05/23/2023	245763	Sweetwater Authority	12/07/2022	TTD	1,319.75
05/17/2023	245668	Sweetwater Authority	01/21/2020	IMR Fee	345.00
05/16/2023	245631	Sweetwater Authority	05/04/2023	TTD	892.64
05/31/2023	245966	Tahoe City Public Utility District	07/11/2022	Diagnostics	25.00
05/31/2023	245952	Tahoe City Public Utility District	07/11/2022	Medical, general	307.65
05/30/2023	245877	Tahoe City Public Utility District	07/11/2022	Bill Review Fee	10.07
05/16/2023	245554	Tahoe City Public Utility District	08/11/2020	IMR Fee	345.00
05/16/2023	245512	Tahoe City Public Utility District	08/11/2020	Photocopy	240.00
05/16/2023	245513	Tahoe City Public Utility District	08/11/2020	Photocopy	230.00



from 05/16/2023  
to 05/31/2023

ACWA Joint Powers Insurance Authority

Sorted By District

**Claims Payment Report**

<u>Check Date</u>	<u>Check Number</u>	<u>District Name</u>	<u>Claim Date</u>	<u>Transaction Type</u>	<u>Amount</u>
05/16/2023	245526	Tahoe City Public Utility District	08/11/2020	Case management service	1,859.55
05/16/2023	245527	Tahoe City Public Utility District	08/11/2020	Case management service	2,352.52
05/31/2023	245928	Tahoe City Public Utility District	08/11/2020	Legal (Defense)	738.59
05/31/2023	245916	Tahoe City Public Utility District	08/11/2020	Medical, general	236.35
05/30/2023	245905	Tahoe City Public Utility District	08/11/2020	Medical, general	14.69
05/23/2023	245796	Tahoe City Public Utility District	08/11/2020	Medical, general	16.06
05/23/2023	245750	Tahoe City Public Utility District	08/11/2020	Bill Review Fee	8.50
05/30/2023	245877	Tahoe City Public Utility District	08/11/2020	Bill Review Fee	8.50
05/30/2023	245877	Tahoe City Public Utility District	08/11/2020	Bill Review Fee	0.33
05/30/2023	245877	Tahoe City Public Utility District	08/11/2020	Bill Review Fee	8.50
05/23/2023	245750	Tahoe City Public Utility District	05/08/2020	Bill Review Fee	8.50
05/25/2023	245826	Tahoe City Public Utility District	05/08/2020	Bill Review Fee	8.50
05/25/2023	245826	Tahoe City Public Utility District	05/08/2020	Bill Review Fee	26.42
05/25/2023	245865	Tahoe City Public Utility District	05/08/2020	Medical, general	111.80
05/23/2023	245794	Tahoe City Public Utility District	05/08/2020	Laboratory fee	35.97
05/25/2023	245832	Tahoe City Public Utility District	05/08/2020	TTD	1,013.34
05/23/2023	245750	Tahoe City Public Utility District	04/06/2023	Bill Review Fee	8.50
05/24/2023	245808	Tahoe City Public Utility District	04/06/2023	Bill Review Fee	8.50
05/24/2023	245808	Tahoe City Public Utility District	04/06/2023	Bill Review Fee	88.38
05/31/2023	245923	Tahoe City Public Utility District	04/06/2023	Bill Review Fee	8.50
05/31/2023	245923	Tahoe City Public Utility District	04/06/2023	Bill Review Fee	7.75
05/23/2023	245795	Tahoe City Public Utility District	04/06/2023	Diagnostics	311.99
05/31/2023	245975	Tahoe City Public Utility District	04/06/2023	Diagnostics	40.85
05/25/2023	245868	Tahoe City Public Utility District	04/06/2023	Hospital (Outpatient)	6,716.49
05/18/2023	245698	Tahoe City Public Utility District	04/06/2023	TTD	2,395.66
05/18/2023	245695	Truckee Donner Public Utility District	03/31/2021	Bill Review Fee	8.50
05/18/2023	245695	Truckee Donner Public Utility District	03/31/2021	Bill Review Fee	19.27
05/23/2023	245750	Truckee Donner Public Utility District	03/31/2021	Bill Review Fee	8.50
05/23/2023	245750	Truckee Donner Public Utility District	03/31/2021	Bill Review Fee	11.07
05/30/2023	245877	Truckee Donner Public Utility District	03/31/2021	Bill Review Fee	8.50
05/18/2023	245729	Truckee Donner Public Utility District	03/31/2021	Medical, general	81.11
05/23/2023	245797	Truckee Donner Public Utility District	03/31/2021	Medical, general	46.19
05/31/2023	245940	Truckee Donner Public Utility District	03/31/2021	Med/Legal evaluation	2,111.00
05/16/2023	245556	Truckee Donner Public Utility District	03/31/2021	IMR Fee	345.00
05/25/2023	245864	Truckee Donner Public Utility District	02/28/2023	Diagnostics	24.01
05/31/2023	245974	Truckee Donner Public Utility District	02/28/2023	Diagnostics	75.10
05/16/2023	245621	Truckee Donner Public Utility District	02/28/2023	Medical, general	66.59
05/31/2023	245976	Truckee Donner Public Utility District	02/28/2023	Medical, general	81.11
05/16/2023	245506	Truckee Donner Public Utility District	02/28/2023	Bill Review Fee	8.50
05/16/2023	245506	Truckee Donner Public Utility District	02/28/2023	Bill Review Fee	11.11
05/24/2023	245808	Truckee Donner Public Utility District	02/28/2023	Bill Review Fee	8.50
05/24/2023	245808	Truckee Donner Public Utility District	02/28/2023	Bill Review Fee	3.75
05/31/2023	245923	Truckee Donner Public Utility District	02/28/2023	Bill Review Fee	8.50
05/31/2023	245923	Truckee Donner Public Utility District	02/28/2023	Bill Review Fee	6.79

from 05/16/2023  
to 05/31/2023

ACWA Joint Powers Insurance Authority

Sorted By District

**Claims Payment Report**

<u>Check Date</u>	<u>Check Number</u>	<u>District Name</u>	<u>Claim Date</u>	<u>Transaction Type</u>	<u>Amount</u>
05/31/2023	245923	Truckee Donner Public Utility District	02/28/2023	Bill Review Fee	8.50
05/31/2023	245923	Truckee Donner Public Utility District	02/28/2023	Bill Review Fee	19.27
05/16/2023	245619	Truckee Donner Public Utility District	02/01/2023	Medical, general	81.11
05/16/2023	245620	Truckee Donner Public Utility District	02/01/2023	Medical, general	81.11
05/16/2023	245506	Truckee Donner Public Utility District	02/01/2023	Bill Review Fee	8.50
05/16/2023	245506	Truckee Donner Public Utility District	02/01/2023	Bill Review Fee	8.50
05/16/2023	245506	Truckee Donner Public Utility District	02/01/2023	Bill Review Fee	19.27
05/16/2023	245506	Truckee Donner Public Utility District	02/01/2023	Bill Review Fee	8.50
05/16/2023	245506	Truckee Donner Public Utility District	02/01/2023	Bill Review Fee	19.27
05/31/2023	245932	Tuolumne Utilities District	11/02/2020	Legal (Defense)	495.43
05/16/2023	245514	Tuolumne Utilities District	11/02/2020	Photocopy	85.00
05/25/2023	245840	Twentynine Palms Water District	02/10/2021	Mileage	69.17
05/16/2023	245618	Vallecitos Water District	10/25/2022	Photocopy	75.00
05/31/2023	245933	Vallecitos Water District	10/25/2022	Deposition/Witness fees	920.83
05/25/2023	245842	Vallecitos Water District	01/19/2011	Medical, general	197.64
05/25/2023	245826	Vallecitos Water District	01/19/2011	Bill Review Fee	4.61
05/25/2023	245846	Vallecitos Water District	01/19/2011	Physical therapy	161.74
05/25/2023	245826	Vallecitos Water District	01/19/2011	Bill Review Fee	8.50
05/25/2023	245826	Vallecitos Water District	01/19/2011	Bill Review Fee	3.05
05/31/2023	245957	Vallecitos Water District	01/19/2011	Physical therapy	161.74
05/31/2023	245923	Vallecitos Water District	01/19/2011	Bill Review Fee	8.50
05/31/2023	245923	Vallecitos Water District	01/19/2011	Bill Review Fee	3.05
05/16/2023	245566	Vallecitos Water District	01/19/2011	Physical therapy	268.34
05/16/2023	245506	Vallecitos Water District	01/19/2011	Bill Review Fee	8.50
05/16/2023	245506	Vallecitos Water District	01/19/2011	Bill Review Fee	5.05
05/16/2023	245567	Vallecitos Water District	01/19/2011	Physical therapy	149.68
05/16/2023	245506	Vallecitos Water District	01/19/2011	Bill Review Fee	8.50
05/16/2023	245506	Vallecitos Water District	01/19/2011	Bill Review Fee	2.82
05/18/2023	245715	Vallecitos Water District	01/19/2011	Physical therapy	161.74
05/18/2023	245695	Vallecitos Water District	01/19/2011	Bill Review Fee	8.50
05/18/2023	245695	Vallecitos Water District	01/19/2011	Bill Review Fee	3.05
05/24/2023	245808	Vallecitos Water District	01/19/2011	Bill Review Fee	8.50
05/24/2023	245808	Vallecitos Water District	01/19/2011	Bill Review Fee	2.60
05/25/2023	245844	Vallecitos Water District	01/19/2011	Physical therapy	245.02
05/25/2023	245826	Vallecitos Water District	01/19/2011	Bill Review Fee	8.50
05/17/2023	245663	Vallecitos Water District	06/15/2022	Photocopy	433.17
05/16/2023	245508	Valley County Water District	04/27/2023	Investigation/Subrosa	350.00
05/16/2023	245509	Valley County Water District	04/27/2023	Investigation/Subrosa	615.50
05/23/2023	245765	Valley County Water District	04/27/2023	Medical, general	159.98
05/23/2023	245750	Valley County Water District	04/27/2023	Bill Review Fee	8.50
05/23/2023	245750	Valley County Water District	04/27/2023	Bill Review Fee	3.01
05/30/2023	245888	Valley County Water District	04/27/2023	Investigation/Subrosa	315.00
05/24/2023	245803	Valley of the Moon Water District	02/10/2023	Property - District Property	3,420.46
05/25/2023	245838	Vista Irrigation District	02/04/2019	Medical, general	347.58

from 05/16/2023  
to 05/31/2023

ACWA Joint Powers Insurance Authority

Sorted By District

**Claims Payment Report**

<u>Check Date</u>	<u>Check Number</u>	<u>District Name</u>	<u>Claim Date</u>	<u>Transaction Type</u>	<u>Amount</u>
05/25/2023	245826	Vista Irrigation District	02/04/2019	Bill Review Fee	8.50
05/25/2023	245826	Vista Irrigation District	02/04/2019	Bill Review Fee	15.75
05/18/2023	245693	Vista Irrigation District	02/04/2019	PPD	580.00
05/23/2023	245736	Vista Irrigation District	02/17/2023	Liability - Property Damage	10,600.00
05/17/2023	245641	Vista Irrigation District	12/13/2022	Liability - Property Damage	344.12
05/17/2023	245649	Vista Irrigation District	12/13/2022	Liability - Property Damage	27,006.93
05/18/2023	245724	Walnut Valley Water District	01/19/2023	Physical therapy	158.89
05/18/2023	245725	Walnut Valley Water District	01/19/2023	Physical therapy	154.57
05/31/2023	245967	Walnut Valley Water District	01/19/2023	Medical, general	195.26
05/31/2023	245968	Walnut Valley Water District	01/19/2023	Physical therapy	128.44
05/18/2023	245695	Walnut Valley Water District	01/19/2023	Bill Review Fee	8.50
05/18/2023	245695	Walnut Valley Water District	01/19/2023	Bill Review Fee	1.23
05/18/2023	245695	Walnut Valley Water District	01/19/2023	Bill Review Fee	8.50
05/18/2023	245695	Walnut Valley Water District	01/19/2023	Bill Review Fee	1.20
05/31/2023	245923	Walnut Valley Water District	01/19/2023	Bill Review Fee	8.50
05/31/2023	245923	Walnut Valley Water District	01/19/2023	Bill Review Fee	1.51
05/31/2023	245923	Walnut Valley Water District	01/19/2023	Bill Review Fee	8.50
05/31/2023	245923	Walnut Valley Water District	01/19/2023	Bill Review Fee	0.99
05/25/2023	245857	Walnut Valley Water District	12/26/2019	Medical, general	157.80
05/25/2023	245826	Walnut Valley Water District	12/26/2019	Bill Review Fee	8.50
05/25/2023	245826	Walnut Valley Water District	12/26/2019	Bill Review Fee	13.15
05/23/2023	245778	Walnut Valley Water District	12/26/2019	TTD	2,137.06
05/25/2023	245861	Walnut Valley Water District	05/13/2021	PPD	580.00
05/17/2023	245672	Water Employee Services Authority	09/28/2017	DME Supplies	1,343.86
05/31/2023	245949	Water Employee Services Authority	09/28/2017	DME Supplies	2,224.88
05/16/2023	245608	Water Employee Services Authority	09/28/2017	Medical Interpreter	150.00
05/31/2023	245939	Water Employee Services Authority	09/28/2017	Surgery Costs	1,633.00
05/17/2023	245680	Water Employee Services Authority	09/28/2017	Laboratory fee	84.22
05/30/2023	245904	Water Employee Services Authority	09/28/2017	Diagnostics	137.35
05/16/2023	245506	Water Employee Services Authority	09/28/2017	Bill Review Fee	8.50
05/16/2023	245506	Water Employee Services Authority	09/28/2017	Bill Review Fee	12.25
05/17/2023	245655	Water Employee Services Authority	09/28/2017	Bill Review Fee	8.50
05/17/2023	245655	Water Employee Services Authority	09/28/2017	Bill Review Fee	8.50
05/30/2023	245877	Water Employee Services Authority	09/28/2017	Bill Review Fee	8.50
05/30/2023	245877	Water Employee Services Authority	09/28/2017	Bill Review Fee	8.50
05/31/2023	245923	Water Employee Services Authority	09/28/2017	Bill Review Fee	8.50
05/31/2023	245923	Water Employee Services Authority	09/28/2017	Bill Review Fee	72.04
05/16/2023	245530	Water Employee Services Authority	09/28/2017	Medical, general	125.53
05/30/2023	245897	Water Employee Services Authority	09/28/2017	Physical therapy	484.38
05/16/2023	245506	Water Employee Services Authority	03/10/2023	Bill Review Fee	8.50
05/16/2023	245506	Water Employee Services Authority	03/10/2023	Bill Review Fee	25.31
05/16/2023	245532	Water Employee Services Authority	03/10/2023	Medical, general	144.31
05/16/2023	245562	Water Employee Services Authority	12/10/2018	IMR Fee	345.00
05/16/2023	245563	Water Employee Services Authority	12/10/2018	IMR Fee	345.00

from 05/16/2023  
to 05/31/2023

ACWA Joint Powers Insurance Authority

Sorted By District

**Claims Payment Report**

<u>Check Date</u>	<u>Check Number</u>	<u>District Name</u>	<u>Claim Date</u>	<u>Transaction Type</u>	<u>Amount</u>
05/16/2023	245564	Water Employee Services Authority	12/10/2018	IMR Fee	345.00
05/18/2023	245695	Western Canal Water District	03/24/2023	Bill Review Fee	8.50
05/18/2023	245695	Western Canal Water District	03/24/2023	Bill Review Fee	6.43
05/18/2023	245705	Western Canal Water District	03/24/2023	Medical, general	145.65
05/16/2023	245490	Western Canal Water District	03/24/2023	TTD	22.24
05/16/2023	245484	Western Municipal Water District	03/01/2023	Liability - Small Claims	675.00
05/16/2023	245538	Western Municipal Water District	10/23/2007	Photocopy	99.37
05/16/2023	245636	Western Municipal Water District	10/23/2007	Legal (Defense)	224.00
05/16/2023	245520	Yolo County Flood Control & Water Conse	11/21/1991	Life pension	84.00
05/23/2023	245743	Yolo County Flood Control & Water Conse	02/16/2023	Liability - Property Damage	1,966.54
05/30/2023	245879	Yorba Linda Water District	09/09/2019	Legal (Defense)	349.69
05/31/2023	245913	Yorba Linda Water District	10/05/2021	Pharmacy	71.95
05/31/2023	245914	Yorba Linda Water District	10/05/2021	Pharmacy	28.13
05/31/2023	245923	Yorba Linda Water District	10/05/2021	Bill Review Fee	8.50
05/31/2023	245923	Yorba Linda Water District	10/05/2021	Bill Review Fee	8.50
05/16/2023	245506	Yuba County Water Agency	06/10/2022	Bill Review Fee	8.50
05/16/2023	245506	Yuba County Water Agency	06/10/2022	Bill Review Fee	9.87
05/16/2023	245506	Yuba County Water Agency	06/10/2022	Bill Review Fee	8.50
05/16/2023	245506	Yuba County Water Agency	06/10/2022	Bill Review Fee	9.87
05/16/2023	245506	Yuba County Water Agency	06/10/2022	Bill Review Fee	8.50
05/16/2023	245506	Yuba County Water Agency	06/10/2022	Bill Review Fee	9.34
05/16/2023	245506	Yuba County Water Agency	06/10/2022	Bill Review Fee	8.50
05/16/2023	245506	Yuba County Water Agency	06/10/2022	Bill Review Fee	9.34
05/16/2023	245506	Yuba County Water Agency	06/10/2022	Bill Review Fee	8.50
05/16/2023	245506	Yuba County Water Agency	06/10/2022	Bill Review Fee	9.34
05/16/2023	245506	Yuba County Water Agency	06/10/2022	Bill Review Fee	8.50
05/16/2023	245506	Yuba County Water Agency	06/10/2022	Bill Review Fee	9.34
05/16/2023	245506	Yuba County Water Agency	06/10/2022	Bill Review Fee	8.50
05/16/2023	245506	Yuba County Water Agency	06/10/2022	Bill Review Fee	9.34
05/16/2023	245506	Yuba County Water Agency	06/10/2022	Bill Review Fee	8.50
05/16/2023	245506	Yuba County Water Agency	06/10/2022	Bill Review Fee	9.34
05/16/2023	245506	Yuba County Water Agency	06/10/2022	Bill Review Fee	8.50
05/16/2023	245506	Yuba County Water Agency	06/10/2022	Bill Review Fee	9.87
05/16/2023	245506	Yuba County Water Agency	06/10/2022	Bill Review Fee	8.50
05/16/2023	245506	Yuba County Water Agency	06/10/2022	Bill Review Fee	9.87
05/16/2023	245506	Yuba County Water Agency	06/10/2022	Bill Review Fee	8.50
05/16/2023	245506	Yuba County Water Agency	06/10/2022	Bill Review Fee	21.98
05/16/2023	245598	Yuba County Water Agency	06/10/2022	Physical therapy	75.00
05/16/2023	245599	Yuba County Water Agency	06/10/2022	Physical therapy	75.00
05/16/2023	245600	Yuba County Water Agency	06/10/2022	Physical therapy	75.00
05/16/2023	245601	Yuba County Water Agency	06/10/2022	Physical therapy	75.00
05/16/2023	245602	Yuba County Water Agency	06/10/2022	Physical therapy	75.00
05/16/2023	245603	Yuba County Water Agency	06/10/2022	Physical therapy	75.00
05/16/2023	245604	Yuba County Water Agency	06/10/2022	Physical therapy	75.00
05/16/2023	245605	Yuba County Water Agency	06/10/2022	Physical therapy	75.00
05/16/2023	245606	Yuba County Water Agency	06/10/2022	Physical therapy	75.00

from 05/16/2023  
to 05/31/2023

ACWA Joint Powers Insurance Authority

Sorted By District

### Claims Payment Report

<u>Check Date</u>	<u>Check Number</u>	<u>District Name</u>	<u>Claim Date</u>	<u>Transaction Type</u>	<u>Amount</u>
05/16/2023	245607	Yuba County Water Agency	06/10/2022	Medical, general	193.79
05/23/2023	245775	Yuba County Water Agency	02/23/2023	Medical, general	107.68
05/16/2023	245583	Yuba County Water Agency	02/23/2023	Physical therapy	233.36
05/23/2023	245750	Yuba County Water Agency	02/23/2023	Bill Review Fee	8.50
05/23/2023	245750	Yuba County Water Agency	02/23/2023	Bill Review Fee	0.83
05/23/2023	245750	Yuba County Water Agency	04/17/2023	Bill Review Fee	8.50
05/23/2023	245750	Yuba County Water Agency	04/17/2023	Bill Review Fee	0.26
05/23/2023	245750	Yuba County Water Agency	04/17/2023	Bill Review Fee	8.50
05/23/2023	245750	Yuba County Water Agency	04/17/2023	Bill Review Fee	1.03
05/23/2023	245776	Yuba County Water Agency	04/17/2023	Medical, general	132.94
05/23/2023	245746	Yuba County Water Agency	04/17/2023	Medical, general	104.04
05/16/2023	245506	Yuba County Water Agency	12/08/2022	Bill Review Fee	8.50
05/16/2023	245506	Yuba County Water Agency	12/08/2022	Bill Review Fee	8.50
05/16/2023	245506	Yuba County Water Agency	12/08/2022	Bill Review Fee	0.83
05/23/2023	245750	Yuba County Water Agency	12/08/2022	Bill Review Fee	8.50
05/23/2023	245750	Yuba County Water Agency	12/08/2022	Bill Review Fee	5.54
05/16/2023	245597	Yuba County Water Agency	12/08/2022	Medical, general	107.68
05/23/2023	245768	Yuba County Water Agency	12/08/2022	Physical therapy	199.20
05/23/2023	245741	Yuba County Water Agency	02/28/2023	Property - District Property	3,575.78
				<b>Total</b>	<b>692,612.94</b>

from 06/01/2023  
to 06/15/2023

ACWA Joint Powers Insurance Authority

Sorted By District

### Claims Payment Report

<u>Check Date</u>	<u>Check Number</u>	<u>District Name</u>	<u>Claim Date</u>	<u>Transaction Type</u>	<u>Amount</u>
06/06/2023	246084	Alameda County Water District	04/10/2023	Bill Review Fee	8.50
06/06/2023	246135	Alameda County Water District	04/10/2023	Medical, general	164.57
06/01/2023	246041	Alameda County Water District	03/13/2023	Medical, general	154.46
06/01/2023	246000	Alameda County Water District	03/13/2023	Bill Review Fee	8.50
06/01/2023	246000	Alameda County Water District	03/13/2023	Bill Review Fee	2.91
06/06/2023	246109	Alameda County Water District	09/18/2022	Medical, general	198.35
06/06/2023	246084	Alameda County Water District	09/18/2022	Bill Review Fee	8.50
06/06/2023	246084	Alameda County Water District	09/18/2022	Bill Review Fee	3.73
06/08/2023	246188	Alameda County Water District	01/25/2021	PPD	580.00
06/06/2023	246084	Alameda County Water District	02/14/2020	Bill Review Fee	8.50
06/06/2023	246136	Alameda County Water District	02/14/2020	Medical, general	164.57
06/01/2023	246007	Alameda County Water District	02/06/2020	Legal (Defense)	1,026.91
06/01/2023	246054	Alameda County Water District	03/19/2021	PPD	580.00
06/08/2023	246203	Alameda County Water District	03/19/2021	Other VR expense	1,000.00
06/15/2023	246349	Alameda County Water District	03/19/2021	PPD	580.00
06/08/2023	246201	Alameda County Water District	03/19/2021	Applicant attorney fee	11,799.38
06/14/2023	246293	Alpaugh Community Services District	03/22/2023	Property - District Property	20,182.80
06/13/2023	246225	Amador Water Agency	12/09/2022	Bill Review Fee	8.50
06/13/2023	246225	Amador Water Agency	12/09/2022	Bill Review Fee	21.98
06/13/2023	246280	Amador Water Agency	12/09/2022	Medical, general	101.22
06/15/2023	246331	Antelope Valley-East Kern Water Agency	07/07/2022	Bill Review Fee	8.50
06/15/2023	246331	Antelope Valley-East Kern Water Agency	07/07/2022	Bill Review Fee	14.22
06/01/2023	246000	Banta Carbona Irrigation District	12/05/2022	Bill Review Fee	8.50
06/01/2023	246000	Banta Carbona Irrigation District	12/05/2022	Bill Review Fee	17.18
06/13/2023	246259	Banta Carbona Irrigation District	12/05/2022	Medical, general	90.49
06/13/2023	246225	Banta Carbona Irrigation District	12/05/2022	Bill Review Fee	8.50
06/13/2023	246225	Banta Carbona Irrigation District	12/05/2022	Bill Review Fee	13.66
06/01/2023	246053	Banta Carbona Irrigation District	12/05/2022	Medical, general	205.89
06/01/2023	246045	Banta Carbona Irrigation District	05/02/2023	Medical, general	115.74
06/01/2023	246000	Banta Carbona Irrigation District	05/02/2023	Bill Review Fee	8.50
06/01/2023	246000	Banta Carbona Irrigation District	05/02/2023	Bill Review Fee	20.82
06/13/2023	246261	Banta Carbona Irrigation District	05/02/2023	Medical, general	90.49
06/13/2023	246225	Banta Carbona Irrigation District	05/02/2023	Bill Review Fee	8.50
06/13/2023	246225	Banta Carbona Irrigation District	05/02/2023	Bill Review Fee	13.66
06/06/2023	246084	Bard Water District	08/20/2012	Bill Review Fee	8.50
06/06/2023	246084	Bard Water District	08/20/2012	Bill Review Fee	25.46
06/06/2023	246079	Bard Water District	08/20/2012	Medical, general	101.22
06/06/2023	246117	Beaumont-Cherry Valley Water District	03/15/2023	Medical, general	73.76
06/06/2023	246084	Beaumont-Cherry Valley Water District	03/15/2023	Bill Review Fee	8.50
06/06/2023	246084	Beaumont-Cherry Valley Water District	03/15/2023	Bill Review Fee	14.62
06/13/2023	246211	Big Bear Municipal Water District	02/03/2022	Expense General	48.00
06/13/2023	246210	Big Bear Municipal Water District	02/03/2022	Defense Attorney	3,083.00
06/08/2023	246179	Browns Valley Irrigation District	05/12/2023	Medical, general	132.94

from 06/01/2023  
to 06/15/2023

ACWA Joint Powers Insurance Authority

Sorted By District

### Claims Payment Report

<u>Check Date</u>	<u>Check Number</u>	<u>District Name</u>	<u>Claim Date</u>	<u>Transaction Type</u>	<u>Amount</u>
06/13/2023	246214	Browns Valley Irrigation District	05/12/2023	Medical, general	107.68
06/06/2023	246070	Browns Valley Irrigation District	05/12/2023	Medical, general	159.62
06/06/2023	246084	Browns Valley Irrigation District	05/12/2023	Bill Review Fee	8.50
06/06/2023	246084	Browns Valley Irrigation District	05/12/2023	Bill Review Fee	0.40
06/08/2023	246186	Browns Valley Irrigation District	05/12/2023	Bill Review Fee	8.50
06/08/2023	246186	Browns Valley Irrigation District	05/12/2023	Bill Review Fee	1.03
06/13/2023	246225	Browns Valley Irrigation District	05/12/2023	Bill Review Fee	8.50
06/13/2023	246225	Browns Valley Irrigation District	05/12/2023	Bill Review Fee	0.83
06/01/2023	246025	Buena Vista Water Storage District	02/18/2023	Physical therapy	253.36
06/14/2023	246324	Buena Vista Water Storage District	02/18/2023	Medical, general	115.74
06/01/2023	246000	Buena Vista Water Storage District	02/18/2023	Bill Review Fee	8.50
06/01/2023	246000	Buena Vista Water Storage District	02/18/2023	Bill Review Fee	21.12
06/14/2023	246301	Buena Vista Water Storage District	02/18/2023	Bill Review Fee	8.50
06/14/2023	246301	Buena Vista Water Storage District	02/18/2023	Bill Review Fee	187.91
06/14/2023	246301	Buena Vista Water Storage District	02/18/2023	Bill Review Fee	8.50
06/14/2023	246301	Buena Vista Water Storage District	02/18/2023	Bill Review Fee	21.15
06/14/2023	246302	Buena Vista Water Storage District	02/18/2023	DME Supplies	1,120.97
06/07/2023	246154	Calleguas Municipal Water District	09/22/2021	Medical, general	404.97
06/07/2023	246153	Calleguas Municipal Water District	09/22/2021	Bill Review Fee	8.50
06/06/2023	246060	Calleguas Municipal Water District	04/10/2023	Liability - Property Damage	4,860.25
06/06/2023	246101	Carmichael Water District	12/12/2019	Applicant attorney fee	7,200.00
06/06/2023	246095	Carmichael Water District	12/12/2019	C&R/Future Medical	34,587.50
06/06/2023	246094	Carmichael Water District	12/12/2019	PPD	6,212.50
06/06/2023	246084	Carmichael Water District	12/12/2019	Bill Review Fee	8.50
06/06/2023	246084	Carmichael Water District	12/12/2019	Bill Review Fee	21.98
06/06/2023	246133	Carmichael Water District	12/12/2019	Medical, general	1,758.93
06/06/2023	246077	Carmichael Water District	12/12/2019	Medical, general	115.74
06/13/2023	246266	Carmichael Water District	09/28/2022	Medical, general	210.77
06/13/2023	246225	Carmichael Water District	09/28/2022	Bill Review Fee	8.50
06/13/2023	246225	Carmichael Water District	09/28/2022	Bill Review Fee	26.69
06/08/2023	246186	Carpinteria Valley Water District	05/01/2023	Bill Review Fee	8.50
06/08/2023	246186	Carpinteria Valley Water District	05/01/2023	Bill Review Fee	1.25
06/13/2023	246225	Carpinteria Valley Water District	05/01/2023	Bill Review Fee	8.50
06/13/2023	246225	Carpinteria Valley Water District	05/01/2023	Bill Review Fee	0.23
06/08/2023	246200	Carpinteria Valley Water District	05/01/2023	Medical, general	244.88
06/13/2023	246267	Carpinteria Valley Water District	05/01/2023	Diagnostics	44.59
06/06/2023	246075	Citrus Heights Water District	05/01/2023	Medical, general	217.21
06/06/2023	246076	Citrus Heights Water District	05/01/2023	Medical, general	136.65
06/06/2023	246084	Citrus Heights Water District	05/01/2023	Bill Review Fee	8.50
06/06/2023	246084	Citrus Heights Water District	05/01/2023	Bill Review Fee	7.67
06/06/2023	246084	Citrus Heights Water District	05/01/2023	Bill Review Fee	8.50
06/06/2023	246084	Citrus Heights Water District	05/01/2023	Bill Review Fee	4.82
06/08/2023	246191	Clearlake Oaks County Water District	12/11/2020	PPD	580.00
06/13/2023	246208	Consolidated Irrigation District	06/27/2022	Defense Attorney	67.50

from 06/01/2023  
to 06/15/2023

ACWA Joint Powers Insurance Authority

Sorted By District

**Claims Payment Report**

<u>Check Date</u>	<u>Check Number</u>	<u>District Name</u>	<u>Claim Date</u>	<u>Transaction Type</u>	<u>Amount</u>
06/01/2023	245986	Consolidated Irrigation District	02/20/2020	Property - District Property	223,318.42
06/01/2023	246028	Consolidated Irrigation District	09/23/2021	IMR Fee	345.00
06/01/2023	246004	Consolidated Irrigation District	09/23/2021	Legal (Defense)	1,371.96
06/01/2023	246000	Consolidated Irrigation District	09/23/2021	Bill Review Fee	8.50
06/01/2023	246000	Consolidated Irrigation District	09/23/2021	Bill Review Fee	2.27
06/06/2023	246084	Consolidated Irrigation District	09/23/2021	Bill Review Fee	8.50
06/06/2023	246084	Consolidated Irrigation District	09/23/2021	Bill Review Fee	0.53
06/01/2023	245999	Consolidated Irrigation District	09/23/2021	Medical, general	120.80
06/06/2023	246083	Consolidated Irrigation District	09/23/2021	Medical, general	28.29
06/01/2023	246000	Crescenta Valley Water District	12/29/2021	Bill Review Fee	8.50
06/01/2023	246000	Crescenta Valley Water District	12/29/2021	Bill Review Fee	5.14
06/15/2023	246331	Crescenta Valley Water District	12/29/2021	Bill Review Fee	8.50
06/15/2023	246331	Crescenta Valley Water District	12/29/2021	Bill Review Fee	15.12
06/01/2023	246026	Crescenta Valley Water District	12/29/2021	Medical, general	116.37
06/15/2023	246334	Crescenta Valley Water District	12/29/2021	Medical, general	342.50
06/06/2023	246108	Cucamonga Valley Water District	08/10/2022	Medical, general	122.97
06/06/2023	246084	Cucamonga Valley Water District	08/10/2022	Bill Review Fee	8.50
06/06/2023	246084	Cucamonga Valley Water District	08/10/2022	Bill Review Fee	2.32
06/06/2023	246111	Cucamonga Valley Water District	08/10/2022	Physical therapy	152.01
06/06/2023	246084	Cucamonga Valley Water District	08/10/2022	Bill Review Fee	8.50
06/06/2023	246084	Cucamonga Valley Water District	08/10/2022	Bill Review Fee	2.86
06/07/2023	246164	Cucamonga Valley Water District	08/10/2022	Physical therapy	146.35
06/07/2023	246153	Cucamonga Valley Water District	08/10/2022	Bill Review Fee	8.50
06/07/2023	246153	Cucamonga Valley Water District	08/10/2022	Bill Review Fee	2.76
06/14/2023	246301	Cucamonga Valley Water District	08/10/2022	Bill Review Fee	8.50
06/06/2023	246110	Cucamonga Valley Water District	04/27/2023	Medical, general	187.21
06/06/2023	246084	Cucamonga Valley Water District	04/27/2023	Bill Review Fee	8.50
06/06/2023	246084	Cucamonga Valley Water District	04/27/2023	Bill Review Fee	3.52
06/13/2023	246225	Cucamonga Valley Water District	04/27/2023	Bill Review Fee	8.50
06/13/2023	246219	Desert Water Agency	04/24/2023	TTD	1,760.38
06/06/2023	246141	Desert Water Agency	04/24/2023	Medical, general	339.15
06/06/2023	246084	Desert Water Agency	04/24/2023	Bill Review Fee	8.50
06/06/2023	246084	Desert Water Agency	04/24/2023	Bill Review Fee	14.97
06/06/2023	246142	Desert Water Agency	04/24/2023	Medical, general	208.09
06/06/2023	246084	Desert Water Agency	04/24/2023	Bill Review Fee	8.50
06/06/2023	246084	Desert Water Agency	04/24/2023	Bill Review Fee	9.18
06/01/2023	246032	Diablo Water District	12/07/2021	PPD	580.00
06/15/2023	246335	Diablo Water District	12/07/2021	PPD	580.00
06/13/2023	246278	East Contra Costa Irrigation District	04/12/2023	Diagnostics	75.29
06/13/2023	246225	East Contra Costa Irrigation District	04/12/2023	Bill Review Fee	8.50
06/13/2023	246225	East Contra Costa Irrigation District	04/12/2023	Bill Review Fee	8.50
06/13/2023	246277	East Contra Costa Irrigation District	04/12/2023	Medical, general	182.70
06/06/2023	246084	East Contra Costa Irrigation District	10/05/2020	Bill Review Fee	8.50
06/06/2023	246084	East Contra Costa Irrigation District	10/05/2020	Bill Review Fee	3.99



from 06/01/2023  
to 06/15/2023

ACWA Joint Powers Insurance Authority

Sorted By District

### Claims Payment Report

<u>Check Date</u>	<u>Check Number</u>	<u>District Name</u>	<u>Claim Date</u>	<u>Transaction Type</u>	<u>Amount</u>
06/13/2023	246225	East Contra Costa Irrigation District	10/05/2020	Bill Review Fee	8.50
06/13/2023	246225	East Contra Costa Irrigation District	10/05/2020	Bill Review Fee	8.50
06/13/2023	246225	East Contra Costa Irrigation District	10/05/2020	Bill Review Fee	7.26
06/06/2023	246091	East Contra Costa Irrigation District	10/05/2020	Medical, general	211.85
06/13/2023	246232	East Contra Costa Irrigation District	10/05/2020	Medical, general	385.53
06/01/2023	246020	East Contra Costa Irrigation District	03/03/2022	Case management service	1,629.73
06/13/2023	246239	East Contra Costa Irrigation District	03/03/2022	TTD	2,545.74
06/06/2023	246088	East Contra Costa Irrigation District	03/03/2022	Physical therapy	260.71
06/06/2023	246084	East Contra Costa Irrigation District	03/03/2022	Bill Review Fee	8.50
06/06/2023	246084	East Contra Costa Irrigation District	03/03/2022	Bill Review Fee	2.74
06/07/2023	246155	East Contra Costa Irrigation District	03/03/2022	Physical therapy	117.99
06/07/2023	246153	East Contra Costa Irrigation District	03/03/2022	Bill Review Fee	8.50
06/07/2023	246153	East Contra Costa Irrigation District	03/03/2022	Bill Review Fee	1.24
06/13/2023	246228	East Contra Costa Irrigation District	03/03/2022	Physical therapy	117.99
06/13/2023	246225	East Contra Costa Irrigation District	03/03/2022	Bill Review Fee	8.50
06/13/2023	246225	East Contra Costa Irrigation District	03/03/2022	Bill Review Fee	1.24
06/08/2023	246173	East Orange County Water District	09/21/2022	Expense General	292.49
06/13/2023	246212	East Orange County Water District	07/02/2019	Defense Attorney	848.50
06/08/2023	246196	East Orange County Water District	05/01/2023	TTD	2,802.26
06/13/2023	246206	El Dorado Irrigation District	01/01/2023	Liability - Small Claims	1,590.55
06/06/2023	246084	El Dorado Irrigation District	04/11/2023	Bill Review Fee	8.50
06/14/2023	246298	El Dorado Irrigation District	07/14/2021	Physical therapy	151.03
06/01/2023	246000	El Dorado Irrigation District	07/14/2021	Bill Review Fee	8.50
06/01/2023	246000	El Dorado Irrigation District	07/14/2021	Bill Review Fee	23.48
06/14/2023	246301	El Dorado Irrigation District	07/14/2021	Bill Review Fee	8.50
06/14/2023	246301	El Dorado Irrigation District	07/14/2021	Bill Review Fee	12.58
06/01/2023	246012	El Dorado Irrigation District	07/14/2021	Anesthesiologist	375.62
06/13/2023	246241	El Dorado Irrigation District	02/09/2023	Medical, general	108.94
06/13/2023	246225	El Dorado Irrigation District	02/09/2023	Bill Review Fee	8.50
06/13/2023	246225	El Dorado Irrigation District	02/09/2023	Bill Review Fee	14.02
06/13/2023	246207	El Dorado Irrigation District	02/20/2023	Liability - Small Claims	5,250.00
06/01/2023	246015	El Dorado Irrigation District	06/07/2022	Medical, general	73.76
06/01/2023	246000	El Dorado Irrigation District	06/07/2022	Bill Review Fee	8.50
06/01/2023	246000	El Dorado Irrigation District	06/07/2022	Bill Review Fee	8.91
06/01/2023	246003	El Toro Water District	06/22/2015	Legal (Defense)	533.54
06/06/2023	246114	El Toro Water District	09/25/2019	Medical, general	261.79
06/14/2023	246304	El Toro Water District	06/22/2015	Medical, general	150.90
06/14/2023	246301	El Toro Water District	06/22/2015	Bill Review Fee	8.50
06/14/2023	246301	El Toro Water District	06/22/2015	Bill Review Fee	34.46
06/06/2023	246084	El Toro Water District	09/25/2019	Bill Review Fee	8.50
06/06/2023	246084	El Toro Water District	09/25/2019	Bill Review Fee	3.45
06/06/2023	246084	El Toro Water District	11/24/2021	Bill Review Fee	8.50
06/06/2023	246084	El Toro Water District	11/24/2021	Bill Review Fee	23.26
06/06/2023	246119	El Toro Water District	11/24/2021	Medical, general	117.76

from 06/01/2023  
to 06/15/2023

ACWA Joint Powers Insurance Authority

Sorted By District

**Claims Payment Report**

<u>Check Date</u>	<u>Check Number</u>	<u>District Name</u>	<u>Claim Date</u>	<u>Transaction Type</u>	<u>Amount</u>
06/13/2023	246242	El Toro Water District	03/01/2023	DME Supplies	108.00
06/13/2023	246223	El Toro Water District	03/01/2023	Medical, general	321.42
06/13/2023	246225	El Toro Water District	03/01/2023	Bill Review Fee	8.50
06/13/2023	246225	El Toro Water District	03/01/2023	Bill Review Fee	8.50
06/06/2023	246074	El Toro Water District	05/31/2018	Physical therapy	135.53
06/13/2023	246221	El Toro Water District	05/31/2018	Physical therapy	135.53
06/06/2023	246084	El Toro Water District	05/31/2018	Bill Review Fee	8.50
06/06/2023	246084	El Toro Water District	05/31/2018	Bill Review Fee	5.98
06/13/2023	246225	El Toro Water District	05/31/2018	Bill Review Fee	8.50
06/13/2023	246225	El Toro Water District	05/31/2018	Bill Review Fee	5.98
06/06/2023	246063	Elsinore Valley Municipal Water District	05/23/2023	Adjuster	296.17
06/06/2023	246081	Elsinore Valley Municipal Water District	05/05/2014	Medical Interpreter	360.00
06/06/2023	246084	Elsinore Valley Municipal Water District	05/05/2014	Bill Review Fee	8.50
06/06/2023	246138	Florin Resource Conservation District/Elk	03/21/2023	Diagnostics	59.54
06/07/2023	246162	Florin Resource Conservation District/Elk	03/21/2023	DME Supplies	123.90
06/06/2023	246137	Florin Resource Conservation District/Elk	03/21/2023	Medical, general	130.60
06/06/2023	246084	Florin Resource Conservation District/Elk	03/21/2023	Bill Review Fee	8.50
06/06/2023	246084	Florin Resource Conservation District/Elk	03/21/2023	Bill Review Fee	8.50
06/07/2023	246153	Florin Resource Conservation District/Elk	03/21/2023	Bill Review Fee	8.50
06/13/2023	246225	Florin Resource Conservation District/Elk	04/20/2023	Bill Review Fee	8.50
06/13/2023	246225	Florin Resource Conservation District/Elk	04/20/2023	Bill Review Fee	8.50
06/13/2023	246225	Florin Resource Conservation District/Elk	04/20/2023	Bill Review Fee	8.50
06/15/2023	246331	Florin Resource Conservation District/Elk	04/20/2023	Bill Review Fee	8.50
06/13/2023	246279	Florin Resource Conservation District/Elk	04/20/2023	Medical, general	184.50
06/15/2023	246345	Florin Resource Conservation District/Elk	04/20/2023	Medical, general	143.60
06/13/2023	246235	Florin Resource Conservation District/Elk	04/20/2023	Pharmacy	41.51
06/13/2023	246236	Florin Resource Conservation District/Elk	04/20/2023	Pharmacy	7.99
06/01/2023	245985	Glenn-Colusa Irrigation District	03/01/2023	Appraiser	120.00
06/06/2023	246084	Glenn-Colusa Irrigation District	06/21/2021	Bill Review Fee	8.50
06/06/2023	246084	Glenn-Colusa Irrigation District	06/21/2021	Bill Review Fee	7.62
06/06/2023	246082	Glenn-Colusa Irrigation District	06/21/2021	Medical, general	172.75
06/13/2023	246225	Glenn-Colusa Irrigation District	05/24/2023	Bill Review Fee	8.50
06/13/2023	246225	Glenn-Colusa Irrigation District	05/24/2023	Bill Review Fee	17.08
06/06/2023	246102	Glenn-Colusa Irrigation District	05/24/2023	TTD	110.02
06/06/2023	246103	Glenn-Colusa Irrigation District	05/24/2023	TTD	110.02
06/13/2023	246227	Glenn-Colusa Irrigation District	05/24/2023	Hospital (Outpatient)	768.60
06/01/2023	246006	Glenn-Colusa Irrigation District	10/19/2021	Legal (Defense)	400.16
06/01/2023	245991	Glenn-Colusa Irrigation District	11/29/2021	Photocopy	240.87
06/01/2023	245995	Goleta Water District	01/11/2023	TTD	1,156.54
06/01/2023	246000	Goleta Water District	01/11/2023	Bill Review Fee	8.50
06/01/2023	246000	Goleta Water District	01/11/2023	Bill Review Fee	15.26
06/01/2023	246049	Goleta Water District	01/11/2023	Medical, general	90.49
06/01/2023	246037	Goleta Water District	03/02/2021	Legal (Defense)	190.00
06/01/2023	246016	Goleta Water District	03/02/2021	Deposition/Witness fees	400.00

from 06/01/2023  
to 06/15/2023

ACWA Joint Powers Insurance Authority

Sorted By District

**Claims Payment Report**

<u>Check Date</u>	<u>Check Number</u>	<u>District Name</u>	<u>Claim Date</u>	<u>Transaction Type</u>	<u>Amount</u>
06/15/2023	246325	Helix Water District	01/13/2023	Liability - Property Damage	13,001.74
06/07/2023	246169	Helix Water District	03/14/2023	Medical, general	94.00
06/07/2023	246153	Helix Water District	03/14/2023	Bill Review Fee	8.50
06/07/2023	246167	Helix Water District	03/16/2022	Physical therapy	89.63
06/07/2023	246168	Helix Water District	03/16/2022	Physical therapy	75.00
06/07/2023	246153	Helix Water District	03/16/2022	Bill Review Fee	8.50
06/07/2023	246153	Helix Water District	03/16/2022	Bill Review Fee	11.07
06/07/2023	246153	Helix Water District	03/16/2022	Bill Review Fee	8.50
06/07/2023	246153	Helix Water District	03/16/2022	Bill Review Fee	16.85
06/14/2023	246301	Helix Water District	03/16/2022	Bill Review Fee	8.50
06/14/2023	246301	Helix Water District	03/16/2022	Bill Review Fee	2.91
06/14/2023	246315	Helix Water District	03/16/2022	Surgery Costs	221.08
06/06/2023	246084	Helix Water District	07/27/2022	Bill Review Fee	8.50
06/07/2023	246153	Helix Water District	07/27/2022	Bill Review Fee	8.50
06/07/2023	246153	Helix Water District	07/27/2022	Bill Review Fee	9.55
06/07/2023	246153	Helix Water District	07/27/2022	Bill Review Fee	8.50
06/07/2023	246153	Helix Water District	07/27/2022	Bill Review Fee	11.03
06/13/2023	246225	Helix Water District	07/27/2022	Bill Review Fee	8.50
06/13/2023	246225	Helix Water District	07/27/2022	Bill Review Fee	10.51
06/15/2023	246331	Helix Water District	07/27/2022	Bill Review Fee	8.50
06/15/2023	246331	Helix Water District	07/27/2022	Bill Review Fee	9.55
06/07/2023	246165	Helix Water District	07/27/2022	Chiropractor	216.51
06/07/2023	246166	Helix Water District	07/27/2022	Chiropractor	249.99
06/13/2023	246256	Helix Water District	07/27/2022	Chiropractor	238.28
06/15/2023	246338	Helix Water District	07/27/2022	Chiropractor	216.51
06/06/2023	246105	Helix Water District	07/27/2022	TTD	2,328.34
06/15/2023	246326	Helix Water District	04/26/2022	Adjuster	3,688.80
06/08/2023	246186	Helix Water District	07/23/2019	Bill Review Fee	8.50
06/14/2023	246301	Helix Water District	07/23/2019	Bill Review Fee	8.50
06/14/2023	246301	Helix Water District	07/23/2019	Bill Review Fee	8.50
06/08/2023	246180	Helix Water District	07/23/2019	Chiropractor	40.99
06/14/2023	246296	Helix Water District	07/23/2019	Chiropractor	93.03
06/14/2023	246297	Helix Water District	07/23/2019	Chiropractor	93.03
06/08/2023	246172	Hi-Desert Water District	05/08/2023	Liability - Small Claims	144.00
06/14/2023	246311	Humboldt Community Services District	12/16/2022	Medical, general	99.15
06/14/2023	246301	Humboldt Community Services District	12/16/2022	Bill Review Fee	8.50
06/14/2023	246301	Humboldt Community Services District	12/16/2022	Bill Review Fee	19.55
06/06/2023	246140	Joshua Basin Water District	11/09/2018	Medical, general	110.68
06/06/2023	246084	Joshua Basin Water District	11/09/2018	Bill Review Fee	8.50
06/06/2023	246084	Joshua Basin Water District	11/09/2018	Bill Review Fee	22.65
06/01/2023	246014	Kaweah Delta Water Conservation District	10/07/2014	Medical, general	101.22
06/01/2023	246000	Kaweah Delta Water Conservation District	10/07/2014	Bill Review Fee	8.50
06/01/2023	246000	Kaweah Delta Water Conservation District	10/07/2014	Bill Review Fee	12.20
06/14/2023	246295	Kern-Tulare Water District	04/28/2023	Property - District Property	2,879.40

from 06/01/2023  
to 06/15/2023

ACWA Joint Powers Insurance Authority

Sorted By District

### Claims Payment Report

<u>Check Date</u>	<u>Check Number</u>	<u>District Name</u>	<u>Claim Date</u>	<u>Transaction Type</u>	<u>Amount</u>
06/14/2023	246300	Kings River Conservation District	03/02/2018	Medical, general	167.93
06/14/2023	246301	Kings River Conservation District	03/02/2018	Bill Review Fee	8.50
06/14/2023	246301	Kings River Conservation District	03/02/2018	Bill Review Fee	5.96
06/15/2023	246330	Kings River Conservation District	11/18/2016	Medical, general	120.46
06/15/2023	246331	Kings River Conservation District	11/18/2016	Bill Review Fee	8.50
06/15/2023	246331	Kings River Conservation District	11/18/2016	Bill Review Fee	18.52
06/06/2023	246084	Laguna Beach County Water District	06/11/2020	Bill Review Fee	8.50
06/06/2023	246107	Laguna Beach County Water District	06/11/2020	DME Supplies	811.49
06/13/2023	246283	Las Virgenes Municipal Water District	02/01/2013	Medical, general	330.88
06/13/2023	246225	Las Virgenes Municipal Water District	02/01/2013	Bill Review Fee	8.50
06/08/2023	246197	Las Virgenes Municipal Water District	06/03/2022	PPD	580.00
06/01/2023	245996	Las Virgenes Municipal Water District	04/10/2023	Physical therapy	150.00
06/01/2023	246000	Las Virgenes Municipal Water District	04/10/2023	Bill Review Fee	8.50
06/01/2023	246000	Las Virgenes Municipal Water District	04/10/2023	Bill Review Fee	17.03
06/01/2023	245997	Las Virgenes Municipal Water District	04/10/2023	Physical therapy	75.00
06/01/2023	246000	Las Virgenes Municipal Water District	04/10/2023	Bill Review Fee	8.50
06/01/2023	246000	Las Virgenes Municipal Water District	04/10/2023	Bill Review Fee	12.34
06/08/2023	246183	Las Virgenes Municipal Water District	04/10/2023	Physical therapy	75.00
06/08/2023	246186	Las Virgenes Municipal Water District	04/10/2023	Bill Review Fee	8.50
06/08/2023	246186	Las Virgenes Municipal Water District	04/10/2023	Bill Review Fee	12.34
06/13/2023	246222	Las Virgenes Municipal Water District	04/10/2023	Physical therapy	75.00
06/13/2023	246225	Las Virgenes Municipal Water District	04/10/2023	Bill Review Fee	8.50
06/13/2023	246225	Las Virgenes Municipal Water District	04/10/2023	Bill Review Fee	12.34
06/15/2023	246327	Lost Hills Water District	06/03/2023	Property - District Property	17,603.35
06/14/2023	246286	Lost Hills Water District	06/03/2023	Appraiser	504.55
06/14/2023	246292	Lower Tule River Irrigation District	03/18/2023	Property - District Property	12,426.11
06/13/2023	246225	Mammoth Community Water District	04/06/2023	Bill Review Fee	8.50
06/13/2023	246225	Mammoth Community Water District	04/06/2023	Bill Review Fee	17.65
06/13/2023	246240	Mammoth Community Water District	04/06/2023	Medical, general	168.50
06/06/2023	246089	Mariana Ranchos County Water District	09/10/2019	PPD	580.00
06/06/2023	246084	Merced Irrigation District	05/01/2023	Bill Review Fee	8.50
06/06/2023	246084	Merced Irrigation District	05/01/2023	Bill Review Fee	20.82
06/13/2023	246225	Merced Irrigation District	05/01/2023	Bill Review Fee	8.50
06/13/2023	246225	Merced Irrigation District	05/01/2023	Bill Review Fee	20.82
06/06/2023	246123	Merced Irrigation District	05/01/2023	Medical, general	115.74
06/13/2023	246263	Merced Irrigation District	05/01/2023	Medical, general	115.74
06/06/2023	246066	Merced Irrigation District	05/01/2023	TTD	1,819.20
06/01/2023	246040	Merced Irrigation District	09/25/2007	Medical, general	222.35
06/01/2023	246000	Merced Irrigation District	09/25/2007	Bill Review Fee	8.50
06/01/2023	246000	Merced Irrigation District	09/25/2007	Bill Review Fee	4.19
06/01/2023	246013	Merced Irrigation District	04/25/2023	Investigation/Subrosa	300.00
06/06/2023	246084	Merced Irrigation District	04/25/2023	Bill Review Fee	8.50
06/06/2023	246084	Merced Irrigation District	04/25/2023	Bill Review Fee	20.82
06/06/2023	246084	Merced Irrigation District	04/25/2023	Bill Review Fee	8.50

from 06/01/2023  
to 06/15/2023

ACWA Joint Powers Insurance Authority

Sorted By District

**Claims Payment Report**

<u>Check Date</u>	<u>Check Number</u>	<u>District Name</u>	<u>Claim Date</u>	<u>Transaction Type</u>	<u>Amount</u>
06/06/2023	246084	Merced Irrigation District	04/25/2023	Bill Review Fee	17.65
06/13/2023	246225	Merced Irrigation District	04/25/2023	Bill Review Fee	8.50
06/13/2023	246225	Merced Irrigation District	04/25/2023	Bill Review Fee	20.82
06/13/2023	246225	Merced Irrigation District	04/25/2023	Bill Review Fee	8.50
06/13/2023	246225	Merced Irrigation District	04/25/2023	Bill Review Fee	20.82
06/06/2023	246121	Merced Irrigation District	04/25/2023	Medical, general	115.74
06/06/2023	246124	Merced Irrigation District	04/25/2023	Medical, general	168.50
06/13/2023	246264	Merced Irrigation District	04/25/2023	Medical, general	115.74
06/13/2023	246265	Merced Irrigation District	04/25/2023	Medical, general	115.74
06/06/2023	246084	Merced Irrigation District	10/29/2020	Bill Review Fee	8.50
06/06/2023	246084	Merced Irrigation District	10/29/2020	Bill Review Fee	22.23
06/06/2023	246084	Merced Irrigation District	10/29/2020	Bill Review Fee	8.50
06/06/2023	246084	Merced Irrigation District	10/29/2020	Bill Review Fee	20.82
06/06/2023	246122	Merced Irrigation District	10/29/2020	Medical, general	115.74
06/08/2023	246192	Merced Irrigation District	10/29/2020	TTD	2,023.02
06/06/2023	246067	Merced Irrigation District	10/29/2020	Surgery Costs	753.96
06/08/2023	246198	Merced Irrigation District	01/26/2023	TTD	2,123.30
06/13/2023	246204	Merced Irrigation District	07/21/2022	Liability- Bodily Injury	106,900.00
06/08/2023	246199	Merced Irrigation District	10/30/2008	DME Supplies	460.07
06/15/2023	246331	Merced Irrigation District	01/24/2023	Bill Review Fee	8.50
06/15/2023	246331	Merced Irrigation District	01/24/2023	Bill Review Fee	20.82
06/15/2023	246343	Merced Irrigation District	01/24/2023	Medical, general	115.74
06/01/2023	246044	Merced Irrigation District	01/24/2023	Physical therapy	668.90
06/01/2023	246008	Merced Irrigation District	04/21/2020	Legal (Defense)	95.28
06/01/2023	246009	Merced Irrigation District	04/21/2020	Legal (Defense)	590.71
06/08/2023	246184	Mesa Water District	04/24/2023	Medical, general	427.71
06/08/2023	246185	Mesa Water District	04/24/2023	Medical, general	144.56
06/08/2023	246186	Mesa Water District	04/24/2023	Bill Review Fee	8.50
06/08/2023	246186	Mesa Water District	04/24/2023	Bill Review Fee	5.63
06/08/2023	246186	Mesa Water District	04/24/2023	Bill Review Fee	8.50
06/08/2023	246186	Mesa Water District	04/24/2023	Bill Review Fee	1.90
06/13/2023	246262	Mesa Water District	08/31/2022	Medical, general	117.76
06/13/2023	246225	Mesa Water District	08/31/2022	Bill Review Fee	8.50
06/13/2023	246225	Mesa Water District	08/31/2022	Bill Review Fee	23.26
06/06/2023	246096	Mesa Water District	07/30/2020	TTD	2,314.58
06/15/2023	246336	Mesa Water District	07/30/2020	Physical therapy	307.54
06/01/2023	246036	Mesa Water District	07/30/2020	Physical therapy	292.66
06/07/2023	246161	Mesa Water District	07/30/2020	Physical therapy	292.66
06/13/2023	246281	Mesa Water District	07/30/2020	Surgery Costs	1,639.87
06/01/2023	246000	Mesa Water District	07/30/2020	Bill Review Fee	8.50
06/07/2023	246153	Mesa Water District	07/30/2020	Bill Review Fee	8.50
06/08/2023	246186	Mesa Water District	07/30/2020	Bill Review Fee	8.50
06/08/2023	246186	Mesa Water District	07/30/2020	Bill Review Fee	4.74
06/08/2023	246186	Mesa Water District	07/30/2020	Bill Review Fee	8.50

from 06/01/2023  
to 06/15/2023

ACWA Joint Powers Insurance Authority

Sorted By District

**Claims Payment Report**

<u>Check Date</u>	<u>Check Number</u>	<u>District Name</u>	<u>Claim Date</u>	<u>Transaction Type</u>	<u>Amount</u>
06/08/2023	246186	Mesa Water District	07/30/2020	Bill Review Fee	5.65
06/13/2023	246225	Mesa Water District	07/30/2020	Bill Review Fee	8.50
06/13/2023	246225	Mesa Water District	07/30/2020	Bill Review Fee	72.63
06/15/2023	246331	Mesa Water District	07/30/2020	Bill Review Fee	8.50
06/08/2023	246176	Mesa Water District	07/30/2020	Physical therapy	107.28
06/08/2023	246177	Mesa Water District	07/30/2020	Physical therapy	127.91
06/01/2023	245998	Mesa Water District	10/06/2021	Medical, general	144.56
06/01/2023	246000	Mesa Water District	10/06/2021	Bill Review Fee	8.50
06/01/2023	246000	Mesa Water District	10/06/2021	Bill Review Fee	1.90
06/01/2023	246048	Mid-Peninsula Water District	03/19/2021	Medical, general	224.53
06/01/2023	246000	Mid-Peninsula Water District	03/19/2021	Bill Review Fee	8.50
06/01/2023	246000	Mid-Peninsula Water District	03/19/2021	Bill Review Fee	2.96
06/06/2023	246061	Mid-Peninsula Water District	12/31/2022	Expense General	3,620.00
06/06/2023	246062	Mid-Peninsula Water District	12/31/2022	Expense General	4,283.96
06/01/2023	246051	Mission Springs Water District	01/25/2023	Medical, general	765.50
06/01/2023	246000	Mission Springs Water District	01/25/2023	Bill Review Fee	8.50
06/01/2023	246000	Mission Springs Water District	01/25/2023	Bill Review Fee	33.77
06/01/2023	246052	Mission Springs Water District	01/25/2023	Medical, general	247.22
06/01/2023	246000	Mission Springs Water District	01/25/2023	Bill Review Fee	8.50
06/01/2023	246000	Mission Springs Water District	01/25/2023	Bill Review Fee	10.91
06/14/2023	246323	Mission Springs Water District	01/25/2023	Medical, general	293.58
06/14/2023	246301	Mission Springs Water District	01/25/2023	Bill Review Fee	8.50
06/14/2023	246301	Mission Springs Water District	01/25/2023	Bill Review Fee	12.96
06/06/2023	246143	Mission Springs Water District	05/08/2023	Medical, general	234.66
06/06/2023	246084	Mission Springs Water District	05/08/2023	Bill Review Fee	8.50
06/06/2023	246084	Mission Springs Water District	05/08/2023	Bill Review Fee	10.35
06/06/2023	246144	Mission Springs Water District	05/08/2023	Medical, general	316.75
06/06/2023	246084	Mission Springs Water District	05/08/2023	Bill Review Fee	8.50
06/06/2023	246084	Mission Springs Water District	05/08/2023	Bill Review Fee	13.98
06/13/2023	246282	Mission Springs Water District	05/08/2023	Medical, general	124.74
06/13/2023	246225	Mission Springs Water District	05/08/2023	Bill Review Fee	8.50
06/13/2023	246225	Mission Springs Water District	05/08/2023	Bill Review Fee	5.50
06/14/2023	246307	Mission Springs Water District	08/13/2022	Surgery Costs	7,795.00
06/14/2023	246306	Mission Springs Water District	08/13/2022	Medical, general	415.00
06/01/2023	246010	Mission Springs Water District	05/11/2021	Legal (Defense)	228.66
06/01/2023	246055	Mission Springs Water District	05/11/2021	Other VR expense	988.54
06/06/2023	246084	North Coast County Water District	02/06/2023	Bill Review Fee	8.50
06/06/2023	246134	North Coast County Water District	02/06/2023	Medical, general	154.25
06/14/2023	246301	Orange County Water District	02/28/2023	Bill Review Fee	2.87
06/14/2023	246299	Orange County Water District	02/28/2023	Medical, general	217.64
06/14/2023	246301	Orange County Water District	02/28/2023	Bill Review Fee	8.50
06/01/2023	245988	Otay Water District	11/21/2022	Liability - Property Damage	47,673.33
06/01/2023	245987	Otay Water District	11/14/2022	Liability - Small Claims	596.26
06/07/2023	246153	Otay Water District	04/19/2023	Bill Review Fee	8.50

from 06/01/2023  
to 06/15/2023

ACWA Joint Powers Insurance Authority

Sorted By District

**Claims Payment Report**

<u>Check Date</u>	<u>Check Number</u>	<u>District Name</u>	<u>Claim Date</u>	<u>Transaction Type</u>	<u>Amount</u>
06/07/2023	246170	Otay Water District	04/19/2023	Medical, general	144.00
06/01/2023	246029	Otay Water District	06/15/2022	Physical therapy	129.23
06/01/2023	246000	Otay Water District	06/15/2022	Bill Review Fee	8.50
06/01/2023	246000	Otay Water District	06/15/2022	Bill Review Fee	10.77
06/01/2023	246030	Otay Water District	06/15/2022	Physical therapy	129.23
06/01/2023	246000	Otay Water District	06/15/2022	Bill Review Fee	8.50
06/01/2023	246000	Otay Water District	06/15/2022	Bill Review Fee	10.77
06/14/2023	246314	Otay Water District	03/15/2023	Diagnostics	37.39
06/06/2023	246120	Otay Water District	03/15/2023	TTD	2,991.50
06/06/2023	246084	Otay Water District	03/15/2023	Bill Review Fee	8.50
06/06/2023	246084	Otay Water District	03/15/2023	Bill Review Fee	8.50
06/06/2023	246084	Otay Water District	03/15/2023	Bill Review Fee	8.50
06/06/2023	246084	Otay Water District	03/15/2023	Bill Review Fee	9.39
06/14/2023	246301	Otay Water District	03/15/2023	Bill Review Fee	8.50
06/14/2023	246301	Otay Water District	03/15/2023	Bill Review Fee	5.59
06/06/2023	246145	Otay Water District	03/15/2023	Medical, general	391.61
06/06/2023	246146	Otay Water District	03/15/2023	Medical, general	168.94
06/06/2023	246139	Otay Water District	03/15/2023	Medical, general	212.75
06/06/2023	246147	Otay Water District	03/22/2022	Med/Legal evaluation	2,015.00
06/06/2023	246084	Otay Water District	03/22/2022	Bill Review Fee	8.50
06/06/2023	246099	Pajaro Valley Water Management Agency	02/20/2023	TTD	1,847.28
06/06/2023	246100	Pajaro Valley Water Management Agency	02/20/2023	TTD	395.85
06/01/2023	246018	Pajaro Valley Water Management Agency	02/20/2023	Investigation/Subrosa	350.00
06/01/2023	246019	Pajaro Valley Water Management Agency	02/20/2023	Investigation/Subrosa	561.50
06/06/2023	246084	Pajaro Valley Water Management Agency	02/20/2023	Bill Review Fee	8.50
06/14/2023	246301	Pajaro Valley Water Management Agency	02/20/2023	Bill Review Fee	8.50
06/06/2023	246085	Pajaro Valley Water Management Agency	02/20/2023	Medical, general	257.42
06/14/2023	246303	Pajaro Valley Water Management Agency	02/20/2023	Medical, general	192.84
06/06/2023	246084	Pajaro/Sunny Mesa Community Services I	03/18/2023	Bill Review Fee	8.50
06/06/2023	246084	Pajaro/Sunny Mesa Community Services I	03/18/2023	Bill Review Fee	3.43
06/06/2023	246084	Pajaro/Sunny Mesa Community Services I	03/18/2023	Bill Review Fee	8.50
06/06/2023	246084	Pajaro/Sunny Mesa Community Services I	03/18/2023	Bill Review Fee	2.91
06/06/2023	246115	Pajaro/Sunny Mesa Community Services I	03/18/2023	Medical, general	182.15
06/06/2023	246116	Pajaro/Sunny Mesa Community Services I	03/18/2023	Medical, general	154.83
06/13/2023	246234	Palmdale Water District	04/06/2023	Pharmacy	10.36
06/13/2023	246272	Palmdale Water District	04/06/2023	Medical, general	210.81
06/13/2023	246225	Palmdale Water District	04/06/2023	Bill Review Fee	8.50
06/13/2023	246225	Palmdale Water District	04/06/2023	Bill Review Fee	8.50
06/13/2023	246233	Palmdale Water District	04/06/2023	TTD	1,700.06
06/06/2023	246084	Palmdale Water District	05/08/2023	Bill Review Fee	8.50
06/07/2023	246153	Palmdale Water District	05/08/2023	Bill Review Fee	8.50
06/07/2023	246153	Palmdale Water District	05/08/2023	Bill Review Fee	8.50
06/06/2023	246130	Palmdale Water District	05/08/2023	Medical, general	371.87
06/07/2023	246156	Palmdale Water District	05/08/2023	Pharmacy	10.75

from 06/01/2023  
to 06/15/2023

ACWA Joint Powers Insurance Authority

Sorted By District

### Claims Payment Report

<u>Check Date</u>	<u>Check Number</u>	<u>District Name</u>	<u>Claim Date</u>	<u>Transaction Type</u>	<u>Amount</u>
06/07/2023	246157	Palmdale Water District	05/08/2023	Pharmacy	10.13
06/07/2023	246152	Palmdale Water District	10/31/2021	Med/Legal evaluation	5,498.00
06/01/2023	246011	Palmdale Water District	10/31/2021	Legal (Defense)	381.10
06/07/2023	246153	Palmdale Water District	10/31/2021	Bill Review Fee	8.50
06/08/2023	246182	Panoche Water District	05/30/2023	TTD	556.80
06/13/2023	246243	Panoche Water District	05/30/2023	Diagnostics	41.07
06/13/2023	246225	Panoche Water District	05/30/2023	Bill Review Fee	8.50
06/13/2023	246225	Panoche Water District	05/30/2023	Bill Review Fee	4.75
06/06/2023	246072	Panoche Water District	04/12/2023	Medical, general	224.68
06/06/2023	246084	Panoche Water District	04/12/2023	Bill Review Fee	8.50
06/06/2023	246084	Panoche Water District	04/12/2023	Bill Review Fee	35.55
06/13/2023	246225	Panoche Water District	08/17/2019	Bill Review Fee	8.50
06/13/2023	246225	Panoche Water District	08/17/2019	Bill Review Fee	27.28
06/13/2023	246217	Panoche Water District	08/17/2019	Medical, general	118.69
06/01/2023	246002	Panoche Water District	08/17/2019	Legal (Defense)	628.82
06/01/2023	245989	Panoche Water District	11/01/2016	Expense General	4,242.50
06/08/2023	246174	Panoche Water District	11/01/2016	Expense General	1,200.00
06/08/2023	246171	Panoche Water District	11/01/2016	Expert	941.87
06/15/2023	246331	Panoche Water District	02/03/2023	Bill Review Fee	8.50
06/15/2023	246331	Panoche Water District	02/03/2023	Bill Review Fee	3.59
06/15/2023	246340	Panoche Water District	02/03/2023	Laboratory fee	14.70
06/14/2023	246289	Paradise Irrigation District	09/02/2022	Liability - Small Claims	175.00
06/14/2023	246291	Paradise Irrigation District	10/12/2022	Liability - Small Claims	892.13
06/13/2023	246205	Paradise Irrigation District	11/08/2018	Property - District Property	340,666.60
06/14/2023	246290	Paradise Irrigation District	07/11/2022	Liability - Small Claims	523.56
06/13/2023	246255	Patterson Irrigation District	08/09/2012	Medical Interpreter	90.00
06/06/2023	246084	Patterson Irrigation District	08/09/2012	Bill Review Fee	8.50
06/06/2023	246084	Patterson Irrigation District	08/09/2012	Bill Review Fee	27.28
06/13/2023	246225	Patterson Irrigation District	08/09/2012	Bill Review Fee	8.50
06/06/2023	246073	Patterson Irrigation District	08/09/2012	Medical, general	118.69
06/14/2023	246301	Rainbow Municipal Water District	04/21/2023	Bill Review Fee	8.50
06/14/2023	246301	Rainbow Municipal Water District	04/21/2023	Bill Review Fee	31.72
06/14/2023	246313	Rainbow Municipal Water District	04/21/2023	Medical, general	81.16
06/06/2023	246090	Ramona Municipal Water District	10/03/2017	PPD	580.00
06/08/2023	246193	Ramona Municipal Water District	02/28/2022	TTD	2,859.46
06/08/2023	246181	Ramona Municipal Water District	02/28/2022	Anesthesiologist	369.42
06/08/2023	246186	Ramona Municipal Water District	02/28/2022	Bill Review Fee	8.50
06/01/2023	246033	Ramona Municipal Water District	02/28/2022	TD penalty	329.94
06/14/2023	246287	Rancho California Water District	07/04/2020	Expense General	617.00
06/14/2023	246308	Rancho California Water District	05/22/2023	Medical, general	136.47
06/14/2023	246301	Rancho California Water District	05/22/2023	Bill Review Fee	8.50
06/14/2023	246301	Rancho California Water District	05/22/2023	Bill Review Fee	2.57
06/14/2023	246309	Rancho California Water District	05/22/2023	Medical, general	360.70
06/14/2023	246301	Rancho California Water District	05/22/2023	Bill Review Fee	8.50



from 06/01/2023  
to 06/15/2023

ACWA Joint Powers Insurance Authority

Sorted By District

**Claims Payment Report**

<u>Check Date</u>	<u>Check Number</u>	<u>District Name</u>	<u>Claim Date</u>	<u>Transaction Type</u>	<u>Amount</u>
06/14/2023	246301	Rancho California Water District	05/22/2023	Bill Review Fee	6.79
06/13/2023	246209	Rancho California Water District	10/31/2022	Liability - Property Damage	2,332.33
06/07/2023	246151	Rowland Water District	11/09/2022	Property - District Property	1,714.10
06/01/2023	246038	Rowland Water District	03/24/2021	Legal (Defense)	2,519.07
06/14/2023	246294	San Dieguito Water District	02/20/2023	Property - District Property	10,465.39
06/06/2023	246080	San Dieguito Water District	09/23/2020	Medical, general	313.22
06/06/2023	246084	San Dieguito Water District	09/23/2020	Bill Review Fee	8.50
06/06/2023	246084	San Dieguito Water District	09/23/2020	Bill Review Fee	4.12
06/15/2023	246346	San Juan Water District	04/11/2023	Diagnostics	61.71
06/15/2023	246347	San Juan Water District	04/11/2023	Medical, general	143.60
06/15/2023	246331	San Juan Water District	04/11/2023	Bill Review Fee	8.50
06/15/2023	246331	San Juan Water District	04/11/2023	Bill Review Fee	8.50
06/13/2023	246225	San Luis & Delta-Mendota Water Authority	07/18/2022	Bill Review Fee	13.66
06/15/2023	246331	San Luis & Delta-Mendota Water Authority	07/18/2022	Bill Review Fee	8.50
06/15/2023	246331	San Luis & Delta-Mendota Water Authority	07/18/2022	Bill Review Fee	13.11
06/15/2023	246348	San Luis & Delta-Mendota Water Authority	07/18/2022	Medical, general	186.64
06/13/2023	246260	San Luis & Delta-Mendota Water Authority	07/18/2022	Medical, general	90.49
06/13/2023	246225	San Luis & Delta-Mendota Water Authority	07/18/2022	Bill Review Fee	8.50
06/01/2023	246001	San Luis & Delta-Mendota Water Authority	03/28/2019	Legal (Defense)	628.82
06/01/2023	246024	San Luis & Delta-Mendota Water Authority	02/01/2021	VR services/QRR	600.00
06/01/2023	246027	San Luis & Delta-Mendota Water Authority	02/01/2021	VR Voucher	500.00
06/06/2023	246058	San Luis & Delta-Mendota Water Authority	12/13/2022	Property - District Property	3,142.65
06/06/2023	246118	San Luis Water District	08/09/2013	Medical, general	157.19
06/06/2023	246084	San Luis Water District	08/09/2013	Bill Review Fee	8.50
06/06/2023	246084	San Luis Water District	08/09/2013	Bill Review Fee	2.96
06/13/2023	246225	San Luis Water District	09/04/2020	Bill Review Fee	8.50
06/13/2023	246225	San Luis Water District	09/04/2020	Bill Review Fee	27.28
06/13/2023	246216	San Luis Water District	09/04/2020	Medical, general	118.69
06/01/2023	246034	Santa Clarita Valley Water Agency	03/01/2022	Medical, general	96.16
06/13/2023	246245	Santa Clarita Valley Water Agency	03/01/2022	Medical, general	96.16
06/06/2023	246098	Santa Clarita Valley Water Agency	03/01/2022	TTD	3,079.42
06/01/2023	246000	Santa Clarita Valley Water Agency	03/01/2022	Bill Review Fee	8.50
06/01/2023	246000	Santa Clarita Valley Water Agency	03/01/2022	Bill Review Fee	25.03
06/06/2023	246084	Santa Clarita Valley Water Agency	03/01/2022	Bill Review Fee	8.50
06/06/2023	246084	Santa Clarita Valley Water Agency	03/01/2022	Bill Review Fee	2.17
06/13/2023	246225	Santa Clarita Valley Water Agency	03/01/2022	Bill Review Fee	8.50
06/13/2023	246225	Santa Clarita Valley Water Agency	03/01/2022	Bill Review Fee	25.03
06/13/2023	246225	Santa Clarita Valley Water Agency	03/01/2022	Bill Review Fee	8.50
06/13/2023	246225	Santa Clarita Valley Water Agency	03/01/2022	Bill Review Fee	3.12
06/15/2023	246331	Santa Clarita Valley Water Agency	03/01/2022	Bill Review Fee	8.50
06/15/2023	246331	Santa Clarita Valley Water Agency	03/01/2022	Bill Review Fee	1.56
06/15/2023	246331	Santa Clarita Valley Water Agency	03/01/2022	Bill Review Fee	8.50
06/15/2023	246331	Santa Clarita Valley Water Agency	03/01/2022	Bill Review Fee	1.56
06/06/2023	246150	Santa Clarita Valley Water Agency	03/01/2022	Physical therapy	205.88

from 06/01/2023  
to 06/15/2023

ACWA Joint Powers Insurance Authority

Sorted By District

### Claims Payment Report

<u>Check Date</u>	<u>Check Number</u>	<u>District Name</u>	<u>Claim Date</u>	<u>Transaction Type</u>	<u>Amount</u>
06/13/2023	246284	Santa Clarita Valley Water Agency	03/01/2022	Physical therapy	296.12
06/13/2023	246238	Santa Clarita Valley Water Agency	03/01/2022	Mileage	4.72
06/15/2023	246350	Santa Clarita Valley Water Agency	03/01/2022	Physical therapy	148.06
06/15/2023	246351	Santa Clarita Valley Water Agency	03/01/2022	Physical therapy	148.06
06/13/2023	246250	Santa Clarita Valley Water Agency	05/25/2023	Medical, general	142.92
06/13/2023	246225	Santa Clarita Valley Water Agency	05/25/2023	Bill Review Fee	8.50
06/13/2023	246225	Santa Clarita Valley Water Agency	05/25/2023	Bill Review Fee	2.69
06/13/2023	246252	Santa Clarita Valley Water Agency	05/25/2023	Medical, general	196.05
06/13/2023	246225	Santa Clarita Valley Water Agency	05/25/2023	Bill Review Fee	8.50
06/13/2023	246225	Santa Clarita Valley Water Agency	05/25/2023	Bill Review Fee	3.69
06/13/2023	246253	Santa Clarita Valley Water Agency	05/25/2023	Medical, general	281.21
06/13/2023	246225	Santa Clarita Valley Water Agency	05/25/2023	Bill Review Fee	8.50
06/13/2023	246225	Santa Clarita Valley Water Agency	05/25/2023	Bill Review Fee	5.29
06/13/2023	246225	Santa Clarita Valley Water Agency	09/02/2021	Bill Review Fee	8.50
06/13/2023	246225	Santa Clarita Valley Water Agency	09/02/2021	Bill Review Fee	25.03
06/13/2023	246213	Santa Clarita Valley Water Agency	09/02/2021	Medical, general	110.68
06/06/2023	246104	Santa Clarita Valley Water Agency	09/02/2021	PPD	580.00
06/06/2023	246112	Santa Clarita Valley Water Agency	05/22/2023	Physical therapy	168.21
06/06/2023	246084	Santa Clarita Valley Water Agency	05/22/2023	Bill Review Fee	8.50
06/06/2023	246084	Santa Clarita Valley Water Agency	05/22/2023	Bill Review Fee	3.17
06/06/2023	246113	Santa Clarita Valley Water Agency	05/22/2023	Medical, general	443.90
06/06/2023	246084	Santa Clarita Valley Water Agency	05/22/2023	Bill Review Fee	8.50
06/06/2023	246084	Santa Clarita Valley Water Agency	05/22/2023	Bill Review Fee	8.35
06/08/2023	246194	Santa Clarita Valley Water Agency	05/22/2023	Physical therapy	214.80
06/08/2023	246186	Santa Clarita Valley Water Agency	05/22/2023	Bill Review Fee	8.50
06/08/2023	246186	Santa Clarita Valley Water Agency	05/22/2023	Bill Review Fee	4.04
06/08/2023	246195	Santa Clarita Valley Water Agency	05/22/2023	Medical, general	182.55
06/08/2023	246186	Santa Clarita Valley Water Agency	05/22/2023	Bill Review Fee	8.50
06/08/2023	246186	Santa Clarita Valley Water Agency	05/22/2023	Bill Review Fee	3.44
06/13/2023	246248	Santa Clarita Valley Water Agency	05/22/2023	Medical, general	13.50
06/13/2023	246225	Santa Clarita Valley Water Agency	05/22/2023	Bill Review Fee	8.50
06/13/2023	246225	Santa Clarita Valley Water Agency	05/22/2023	Bill Review Fee	0.26
06/13/2023	246249	Santa Clarita Valley Water Agency	05/22/2023	Physical therapy	209.39
06/13/2023	246225	Santa Clarita Valley Water Agency	05/22/2023	Bill Review Fee	8.50
06/13/2023	246225	Santa Clarita Valley Water Agency	05/22/2023	Bill Review Fee	3.94
06/13/2023	246254	Santa Clarita Valley Water Agency	05/22/2023	Physical therapy	169.95
06/13/2023	246225	Santa Clarita Valley Water Agency	05/22/2023	Bill Review Fee	8.50
06/13/2023	246225	Santa Clarita Valley Water Agency	05/22/2023	Bill Review Fee	8.50
06/14/2023	246301	Santa Clarita Valley Water Agency	05/22/2023	Bill Review Fee	8.50
06/14/2023	246301	Santa Clarita Valley Water Agency	05/22/2023	Bill Review Fee	8.50
06/14/2023	246310	Santa Clarita Valley Water Agency	05/22/2023	Physical therapy	151.47
06/14/2023	246301	Santa Clarita Valley Water Agency	05/22/2023	Bill Review Fee	8.50
06/14/2023	246301	Santa Clarita Valley Water Agency	05/22/2023	Bill Review Fee	2.85
06/15/2023	246337	Santa Clarita Valley Water Agency	05/22/2023	Medical, general	123.51

from 06/01/2023  
to 06/15/2023

ACWA Joint Powers Insurance Authority

Sorted By District

**Claims Payment Report**

<u>Check Date</u>	<u>Check Number</u>	<u>District Name</u>	<u>Claim Date</u>	<u>Transaction Type</u>	<u>Amount</u>
06/15/2023	246331	Santa Clarita Valley Water Agency	05/22/2023	Bill Review Fee	8.50
06/15/2023	246331	Santa Clarita Valley Water Agency	05/22/2023	Bill Review Fee	2.33
06/06/2023	246148	Santa Clarita Valley Water Agency	05/22/2023	TTD	2,013.86
06/13/2023	246230	Santa Ynez River WCD Improvement Dist	08/08/2001	Medical, general	115.74
06/13/2023	246225	Santa Ynez River WCD Improvement Dist	08/08/2001	Bill Review Fee	8.50
06/13/2023	246225	Santa Ynez River WCD Improvement Dist	08/08/2001	Bill Review Fee	23.01
06/06/2023	246059	Scotts Valley Water District	04/12/2023	Liability - Property Damage	2,639.60
06/13/2023	246247	Solano County Water Agency	11/02/2022	Medical, general	90.49
06/13/2023	246225	Solano County Water Agency	11/02/2022	Bill Review Fee	8.50
06/13/2023	246225	Solano County Water Agency	11/02/2022	Bill Review Fee	11.45
06/01/2023	246005	Soquel Creek Water District	11/16/2020	Legal (Defense)	666.93
06/08/2023	246175	South Coast Water District	01/10/2022	TTD	2,197.86
06/08/2023	246186	South Coast Water District	01/10/2022	Bill Review Fee	8.50
06/01/2023	246017	South Coast Water District	02/10/2021	TTD	2,131.34
06/15/2023	246332	South Coast Water District	02/10/2021	TTD	2,712.62
06/06/2023	246084	South Coast Water District	02/10/2021	Bill Review Fee	8.50
06/06/2023	246084	South Coast Water District	02/10/2021	Bill Review Fee	26.21
06/14/2023	246301	South Coast Water District	02/10/2021	Bill Review Fee	8.50
06/15/2023	246331	South Coast Water District	02/10/2021	Bill Review Fee	8.50
06/06/2023	246149	South Coast Water District	02/10/2021	Medical, general	201.33
06/15/2023	246329	South Coast Water District	02/10/2021	Med/Legal evaluation	776.00
06/01/2023	246031	South Coast Water District	05/01/2023	Diagnostics	78.27
06/08/2023	246187	South Coast Water District	05/01/2023	TTD	1,810.58
06/01/2023	246000	South Coast Water District	05/01/2023	Bill Review Fee	8.50
06/13/2023	246270	South Coast Water District	05/01/2023	Medical, general	161.50
06/13/2023	246225	South Coast Water District	05/01/2023	Bill Review Fee	8.50
06/13/2023	246225	South Coast Water District	05/01/2023	Bill Review Fee	7.13
06/13/2023	246271	South Coast Water District	05/01/2023	Medical, general	148.34
06/13/2023	246225	South Coast Water District	05/01/2023	Bill Review Fee	8.50
06/13/2023	246225	South Coast Water District	05/01/2023	Bill Review Fee	6.55
06/01/2023	246000	South Coast Water District	01/27/2023	Bill Review Fee	8.50
06/13/2023	246269	South Coast Water District	01/27/2023	Medical, general	117.76
06/13/2023	246225	South Coast Water District	01/27/2023	Bill Review Fee	8.50
06/13/2023	246225	South Coast Water District	01/27/2023	Bill Review Fee	9.19
06/01/2023	246035	South Coast Water District	01/27/2023	Physical therapy	241.18
06/14/2023	246288	South Coast Water District	03/05/2023	Liability - Property Damage	1,410.97
06/01/2023	245992	South Tahoe Public Utility District	04/20/2023	Medical, general	40.18
06/01/2023	246000	South Tahoe Public Utility District	04/20/2023	Bill Review Fee	8.50
06/01/2023	246000	South Tahoe Public Utility District	04/20/2023	Bill Review Fee	22.79
06/14/2023	246322	South Tahoe Public Utility District	08/21/2020	Medical, general	174.79
06/14/2023	246301	South Tahoe Public Utility District	08/21/2020	Bill Review Fee	8.50
06/14/2023	246301	South Tahoe Public Utility District	08/21/2020	Bill Review Fee	2.30
06/01/2023	245990	South Tahoe Public Utility District	03/10/2023	Liability - Property Damage	4,404.60
06/13/2023	246244	South Tahoe Public Utility District	07/14/2022	Physical therapy	158.05

from 06/01/2023  
to 06/15/2023

ACWA Joint Powers Insurance Authority

Sorted By District

### Claims Payment Report

<u>Check Date</u>	<u>Check Number</u>	<u>District Name</u>	<u>Claim Date</u>	<u>Transaction Type</u>	<u>Amount</u>
06/13/2023	246237	South Tahoe Public Utility District	07/14/2022	Medical, general	95.82
06/13/2023	246225	South Tahoe Public Utility District	07/14/2022	Bill Review Fee	8.50
06/13/2023	246225	South Tahoe Public Utility District	07/14/2022	Bill Review Fee	8.50
06/13/2023	246225	South Tahoe Public Utility District	07/14/2022	Bill Review Fee	0.24
06/13/2023	246285	South Tahoe Public Utility District	06/25/2019	PPD	507.50
06/13/2023	246215	Stockton-East Water District	08/30/2011	Medical, general	88.81
06/13/2023	246225	Stockton-East Water District	08/30/2011	Bill Review Fee	8.50
06/13/2023	246225	Stockton-East Water District	08/30/2011	Bill Review Fee	4.44
06/08/2023	246189	Stockton-East Water District	02/28/2004	Medical, general	185.09
06/13/2023	246231	Stockton-East Water District	02/28/2004	Medical, general	2.19
06/06/2023	246084	Stockton-East Water District	02/28/2004	Bill Review Fee	8.50
06/08/2023	246186	Stockton-East Water District	02/28/2004	Bill Review Fee	8.50
06/08/2023	246186	Stockton-East Water District	02/28/2004	Bill Review Fee	3.48
06/13/2023	246225	Stockton-East Water District	02/28/2004	Bill Review Fee	8.50
06/13/2023	246225	Stockton-East Water District	02/28/2004	Bill Review Fee	0.04
06/06/2023	246087	Sweetwater Authority	06/16/2022	Medical, general	73.76
06/06/2023	246084	Sweetwater Authority	06/16/2022	Bill Review Fee	8.50
06/06/2023	246084	Sweetwater Authority	06/16/2022	Bill Review Fee	15.86
06/13/2023	246226	Sweetwater Authority	06/16/2022	Medical, general	75.97
06/13/2023	246225	Sweetwater Authority	06/16/2022	Bill Review Fee	8.50
06/13/2023	246225	Sweetwater Authority	06/16/2022	Bill Review Fee	15.31
06/06/2023	246068	Sweetwater Authority	01/04/2023	Med/Legal evaluation	2,015.00
06/13/2023	246257	Sweetwater Authority	01/04/2023	Medical, general	263.58
06/06/2023	246084	Sweetwater Authority	01/04/2023	Bill Review Fee	8.50
06/13/2023	246225	Sweetwater Authority	01/04/2023	Bill Review Fee	8.50
06/13/2023	246225	Sweetwater Authority	01/04/2023	Bill Review Fee	11.63
06/06/2023	246097	Sweetwater Authority	05/22/2023	TTD	1,662.98
06/06/2023	246106	Sweetwater Authority	12/07/2022	Wage loss	307.92
06/06/2023	246071	Sweetwater Authority	12/07/2022	Medical, general	346.32
06/06/2023	246084	Sweetwater Authority	12/07/2022	Bill Review Fee	8.50
06/06/2023	246084	Sweetwater Authority	12/07/2022	Bill Review Fee	12.22
06/13/2023	246220	Sweetwater Authority	03/23/2019	Medical, general	1,722.88
06/13/2023	246225	Sweetwater Authority	03/23/2019	Bill Review Fee	8.50
06/13/2023	246225	Sweetwater Authority	03/23/2019	Bill Review Fee	22.67
06/06/2023	246126	Sweetwater Authority	01/21/2020	Medical, general	187.39
06/06/2023	246084	Sweetwater Authority	01/21/2020	Bill Review Fee	8.50
06/06/2023	246084	Sweetwater Authority	01/21/2020	Bill Review Fee	28.79
06/07/2023	246153	Sweetwater Authority	01/19/2023	Bill Review Fee	8.50
06/07/2023	246160	Sweetwater Authority	01/19/2023	DME Supplies	843.86
06/06/2023	246056	Sweetwater Authority	11/01/2022	Adjuster	506.70
06/06/2023	246084	Sweetwater Authority	05/04/2023	Bill Review Fee	8.50
06/06/2023	246084	Sweetwater Authority	05/04/2023	Bill Review Fee	6.44
06/06/2023	246084	Sweetwater Authority	05/04/2023	Bill Review Fee	8.50
06/06/2023	246084	Sweetwater Authority	05/04/2023	Bill Review Fee	5.76

from 06/01/2023  
to 06/15/2023

ACWA Joint Powers Insurance Authority

Sorted By District

**Claims Payment Report**

<u>Check Date</u>	<u>Check Number</u>	<u>District Name</u>	<u>Claim Date</u>	<u>Transaction Type</u>	<u>Amount</u>
06/06/2023	246128	Sweetwater Authority	05/04/2023	Medical, general	128.80
06/06/2023	246129	Sweetwater Authority	05/04/2023	Medical, general	115.20
06/13/2023	246225	Tahoe City Public Utility District	07/11/2022	Bill Review Fee	8.50
06/14/2023	246301	Tahoe City Public Utility District	07/11/2022	Bill Review Fee	8.50
06/14/2023	246301	Tahoe City Public Utility District	07/11/2022	Bill Review Fee	19.27
06/13/2023	246246	Tahoe City Public Utility District	07/11/2022	Medical, general	252.21
06/14/2023	246317	Tahoe City Public Utility District	07/11/2022	Medical, general	81.11
06/06/2023	246131	Tahoe City Public Utility District	08/11/2020	Physical therapy	54.48
06/01/2023	245994	Tahoe City Public Utility District	08/11/2020	Medical, general	236.35
06/13/2023	246218	Tahoe City Public Utility District	08/11/2020	Medical, general	236.35
06/01/2023	246000	Tahoe City Public Utility District	08/11/2020	Bill Review Fee	8.50
06/06/2023	246084	Tahoe City Public Utility District	08/11/2020	Bill Review Fee	8.50
06/13/2023	246225	Tahoe City Public Utility District	08/11/2020	Bill Review Fee	8.50
06/07/2023	246153	Tahoe City Public Utility District	05/08/2020	Bill Review Fee	192.30
06/07/2023	246153	Tahoe City Public Utility District	05/08/2020	Bill Review Fee	33.50
06/07/2023	246158	Tahoe City Public Utility District	05/08/2020	Surgery Costs	2,205.56
06/07/2023	246159	Tahoe City Public Utility District	05/08/2020	Surgery Costs	299.96
06/08/2023	246190	Tahoe City Public Utility District	05/08/2020	TTD	1,013.34
06/13/2023	246273	Tahoe City Public Utility District	04/06/2023	Medical, general	117.06
06/13/2023	246274	Tahoe City Public Utility District	04/06/2023	Medical, general	117.06
06/13/2023	246275	Tahoe City Public Utility District	04/06/2023	Medical, general	81.11
06/15/2023	246344	Tahoe City Public Utility District	04/06/2023	Physical therapy	304.87
06/13/2023	246225	Tahoe City Public Utility District	04/06/2023	Bill Review Fee	15.07
06/13/2023	246225	Tahoe City Public Utility District	04/06/2023	Bill Review Fee	8.50
06/13/2023	246225	Tahoe City Public Utility District	04/06/2023	Bill Review Fee	15.07
06/13/2023	246225	Tahoe City Public Utility District	04/06/2023	Bill Review Fee	8.50
06/13/2023	246225	Tahoe City Public Utility District	04/06/2023	Bill Review Fee	19.27
06/14/2023	246301	Tahoe City Public Utility District	04/06/2023	Bill Review Fee	8.50
06/14/2023	246301	Tahoe City Public Utility District	04/06/2023	Bill Review Fee	28.69
06/15/2023	246331	Tahoe City Public Utility District	04/06/2023	Bill Review Fee	8.50
06/06/2023	246078	Tahoe City Public Utility District	04/06/2023	Medical, general	181.63
06/01/2023	246000	Tahoe City Public Utility District	04/06/2023	Bill Review Fee	8.50
06/01/2023	246000	Tahoe City Public Utility District	04/06/2023	Bill Review Fee	6.65
06/06/2023	246084	Tahoe City Public Utility District	04/06/2023	Bill Review Fee	8.50
06/06/2023	246084	Tahoe City Public Utility District	04/06/2023	Bill Review Fee	0.74
06/13/2023	246225	Tahoe City Public Utility District	04/06/2023	Bill Review Fee	8.50
06/14/2023	246319	Tahoe City Public Utility District	04/06/2023	Hospital (Outpatient)	699.23
06/01/2023	246046	Tahoe City Public Utility District	04/06/2023	TTD	2,395.66
06/15/2023	246341	Tahoe City Public Utility District	04/06/2023	TTD	513.36
06/01/2023	246050	Tahoe City Public Utility District	04/06/2023	Diagnostics	75.10
06/14/2023	246312	Thermalito Water & Sewer District	03/01/2023	Diagnostics	52.35
06/14/2023	246301	Thermalito Water & Sewer District	03/01/2023	Bill Review Fee	8.50
06/14/2023	246301	Thermalito Water & Sewer District	03/01/2023	Bill Review Fee	9.16
06/14/2023	246318	Truckee Donner Public Utility District	04/13/2023	Diagnostics	7.32

from 06/01/2023  
to 06/15/2023

ACWA Joint Powers Insurance Authority

Sorted By District

### Claims Payment Report

<u>Check Date</u>	<u>Check Number</u>	<u>District Name</u>	<u>Claim Date</u>	<u>Transaction Type</u>	<u>Amount</u>
06/14/2023	246316	Truckee Donner Public Utility District	04/13/2023	Hospital (Outpatient)	1,635.54
06/14/2023	246301	Truckee Donner Public Utility District	04/13/2023	Bill Review Fee	8.50
06/14/2023	246301	Truckee Donner Public Utility District	04/13/2023	Bill Review Fee	67.12
06/14/2023	246301	Truckee Donner Public Utility District	04/13/2023	Bill Review Fee	8.50
06/14/2023	246301	Truckee Donner Public Utility District	04/13/2023	Bill Review Fee	0.81
06/06/2023	246132	Truckee Donner Public Utility District	02/28/2023	Diagnostics	311.99
06/06/2023	246084	Truckee Donner Public Utility District	02/28/2023	Bill Review Fee	8.50
06/14/2023	246301	Truckee Donner Public Utility District	02/28/2023	Bill Review Fee	8.50
06/14/2023	246301	Truckee Donner Public Utility District	02/28/2023	Bill Review Fee	19.27
06/14/2023	246320	Truckee Donner Public Utility District	02/28/2023	Medical, general	81.11
06/13/2023	246225	Truckee Donner Public Utility District	02/01/2023	Bill Review Fee	8.50
06/13/2023	246276	Truckee Donner Public Utility District	02/01/2023	Physical therapy	208.40
06/14/2023	246321	Truckee Donner Public Utility District	08/29/2022	Medical, general	46.19
06/14/2023	246301	Truckee Donner Public Utility District	08/29/2022	Bill Review Fee	8.50
06/14/2023	246301	Truckee Donner Public Utility District	08/29/2022	Bill Review Fee	11.07
06/06/2023	246057	Tuolumne Utilities District	11/01/2022	Adjuster	1,580.10
06/01/2023	246039	Vallecitos Water District	01/19/2011	Physical therapy	164.60
06/01/2023	246000	Vallecitos Water District	01/19/2011	Bill Review Fee	8.50
06/01/2023	246000	Vallecitos Water District	01/19/2011	Bill Review Fee	3.10
06/01/2023	246042	Vallecitos Water District	01/19/2011	Physical therapy	155.22
06/01/2023	246000	Vallecitos Water District	01/19/2011	Bill Review Fee	8.50
06/01/2023	246000	Vallecitos Water District	01/19/2011	Bill Review Fee	2.92
06/07/2023	246163	Vallecitos Water District	01/19/2011	Physical therapy	163.16
06/07/2023	246153	Vallecitos Water District	01/19/2011	Bill Review Fee	8.50
06/07/2023	246153	Vallecitos Water District	01/19/2011	Bill Review Fee	3.07
06/13/2023	246251	Vallecitos Water District	01/19/2011	Physical therapy	431.49
06/13/2023	246225	Vallecitos Water District	01/19/2011	Bill Review Fee	8.50
06/13/2023	246225	Vallecitos Water District	01/19/2011	Bill Review Fee	8.12
06/06/2023	246086	Valley of the Moon Water District	05/31/2023	TTD	523.74
06/01/2023	245993	Vista Irrigation District	02/04/2019	PPD	580.00
06/15/2023	246328	Vista Irrigation District	02/04/2019	PPD	580.00
06/01/2023	246000	Walnut Valley Water District	01/19/2023	Bill Review Fee	8.50
06/01/2023	246000	Walnut Valley Water District	01/19/2023	Bill Review Fee	0.99
06/15/2023	246331	Walnut Valley Water District	01/19/2023	Bill Review Fee	8.50
06/01/2023	246047	Walnut Valley Water District	01/19/2023	Physical therapy	128.44
06/15/2023	246339	Walnut Valley Water District	01/19/2023	Physical therapy	777.23
06/13/2023	246225	Walnut Valley Water District	05/23/2023	Bill Review Fee	8.50
06/13/2023	246225	Walnut Valley Water District	05/23/2023	Bill Review Fee	0.64
06/13/2023	246258	Walnut Valley Water District	05/23/2023	Diagnostics	10.07
06/06/2023	246125	Walnut Valley Water District	12/26/2019	TTD	2,137.06
06/06/2023	246084	Walnut Valley Water District	12/26/2019	Bill Review Fee	8.50
06/06/2023	246084	Walnut Valley Water District	12/26/2019	Bill Review Fee	34.11
06/06/2023	246092	Walnut Valley Water District	12/26/2019	Medical, general	411.80
06/08/2023	246202	Walnut Valley Water District	05/13/2021	PPD	580.00

from 06/01/2023  
to 06/15/2023

ACWA Joint Powers Insurance Authority

Sorted By District

**Claims Payment Report**

<u>Check Date</u>	<u>Check Number</u>	<u>District Name</u>	<u>Claim Date</u>	<u>Transaction Type</u>	<u>Amount</u>
06/06/2023	246127	Water Employee Services Authority	09/28/2017	Hospital (Inpatient)	24,150.12
06/01/2023	246000	Water Employee Services Authority	09/28/2017	Bill Review Fee	8.50
06/01/2023	246000	Water Employee Services Authority	09/28/2017	Bill Review Fee	4.45
06/01/2023	246000	Water Employee Services Authority	09/28/2017	Bill Review Fee	8.50
06/01/2023	246000	Water Employee Services Authority	09/28/2017	Bill Review Fee	13.94
06/06/2023	246084	Water Employee Services Authority	09/28/2017	Bill Review Fee	11,185.17
06/06/2023	246084	Water Employee Services Authority	09/28/2017	Bill Review Fee	8.50
06/06/2023	246084	Water Employee Services Authority	09/28/2017	Bill Review Fee	17.20
06/06/2023	246093	Water Employee Services Authority	09/28/2017	Medical, general	113.52
06/01/2023	246021	Water Employee Services Authority	09/28/2017	Medical, general	43.33
06/01/2023	246022	Water Employee Services Authority	09/28/2017	Medical, general	95.22
06/01/2023	246023	Water Employee Services Authority	03/10/2023	Medical, general	115.74
06/01/2023	246000	Water Employee Services Authority	03/10/2023	Bill Review Fee	8.50
06/01/2023	246000	Water Employee Services Authority	03/10/2023	Bill Review Fee	21.39
06/13/2023	246225	Western Canal Water District	03/24/2023	Bill Review Fee	8.50
06/13/2023	246225	Western Canal Water District	03/24/2023	Bill Review Fee	4.87
06/01/2023	246000	Western Canal Water District	09/30/2021	Bill Review Fee	8.50
06/01/2023	246000	Western Canal Water District	09/30/2021	Bill Review Fee	14.56
06/13/2023	246225	Western Canal Water District	09/30/2021	Bill Review Fee	8.50
06/13/2023	246225	Western Canal Water District	09/30/2021	Bill Review Fee	29.76
06/13/2023	246268	Western Canal Water District	09/30/2021	Medical, general	117.48
06/13/2023	246224	Western Canal Water District	03/24/2023	Medical, general	110.41
06/01/2023	246043	Western Canal Water District	09/30/2021	Medical, general	144.20
06/06/2023	246064	Western Municipal Water District	05/17/2023	Liability - Property Damage	129.99
06/06/2023	246065	Western Municipal Water District	05/17/2023	Liability- Bodily Injury	1,600.00
06/13/2023	246229	Yolo County Flood Control & Water Conse	11/21/1991	Life pension	84.00
06/14/2023	246301	Yorba Linda Water District	09/09/2019	Bill Review Fee	8.50
06/14/2023	246301	Yorba Linda Water District	09/09/2019	Bill Review Fee	23.26
06/14/2023	246305	Yorba Linda Water District	09/09/2019	Medical, general	117.76
06/15/2023	246333	Yorba Linda Water District	10/05/2021	TTD	2,131.34
06/08/2023	246186	Yuba County Water Agency	02/23/2023	Bill Review Fee	0.83
06/08/2023	246178	Yuba County Water Agency	02/23/2023	Medical, general	107.68
06/08/2023	246186	Yuba County Water Agency	02/23/2023	Bill Review Fee	8.50
06/15/2023	246342	Yuba County Water Agency	04/17/2023	Medical, general	132.94
06/06/2023	246069	Yuba County Water Agency	04/17/2023	Medical, general	107.68
06/06/2023	246084	Yuba County Water Agency	04/17/2023	Bill Review Fee	8.50
06/06/2023	246084	Yuba County Water Agency	04/17/2023	Bill Review Fee	0.83
				<b>Total</b>	<b>1,101,275.48</b>