

Executive Committee Meeting



YOUR BEST PROTECTION

ACWA JPIA Executive Conference Room
2100 Professional Drive
Roseville, CA 95661

Tuesday
January 31, 2023
8:00 a.m.

Chair: Melody A. McDonald, San Bernardino Valley Water Conservation District

Vice-Chair: David A. Drake, Rincon del Diablo Municipal Water District

Fred R. Bockmiller, Jr., Mesa Water District


Cathy Green, Orange County Water District, ACWA VP

Chris Kapheim, Kings River Conservation District

Randall J. Reed, Cucamonga Valley Water District

J. Bruce Rupp, Humboldt Bay Municipal Water District

Executive Committee Core Values
Trust | Integrity | Listen | Good of the Whole



EXECUTIVE COMMITTEE MEETING

AGENDA

ACWA JPIA
Executive Conference Room
2100 Professional Drive
Roseville, CA 95661

Executive Committee Core Values
Trust | Integrity | Listen | Good of the Whole

Tuesday, January 31, 2023 – 8:00 a.m.

Zoom Link Meeting ID: 661 516 2566; Password: 1234; Telephone No.: 1 (669) 900-6833

This meeting shall consist of a simultaneous Zoom teleconference call at the ACWA JPIA, 2100 Professional Drive, Roseville, CA 95661 and the following remote site:

- Reed

WELCOME

CALL TO ORDER AND ANNOUNCEMENT OF QUORUM

PLEDGE OF ALLEGIANCE

EVALUATION PROCEDURES

ANNOUNCEMENT RECORDING OF MEETING This meeting may be recorded to assist in preparation of minutes. Recordings will only be kept 30 days following the meeting, as mandated by the California Brown Act.

PUBLIC COMMENT Members of the public will be allowed to address the Executive Committee on any agenda item prior to the Committee's decision on the item. They will also be allowed to comment on any issues that they wish which may or may not be on the agenda. If anyone present wishes to be heard, please let the Chair know.

INTRODUCTIONS

ADDITIONS TO OR DELETIONS FROM THE AGENDA

Presenter

Page#

I. CONSENT AGENDA

McDonald

- * A. Approve the minutes of the November 14, 2022 and November 28, 2022 meetings.

6

McDonald

B. Ratify JPIA disbursements of: Vendor payments, Employee Benefits claim payments, Payroll, and Summary of Confidential Claims payments for the Liability, Property, & Workers Compensation Programs: November 16-30, 2022; December 1-15, 2022; December 16-31, 2022; and January 1-15, 2023.

McDonald

C. Approve an excused absence for any Executive Committee member.

II. ADMINISTRATION

McDonald

A. Report on meetings attended on behalf of the JPIA.

Sells

* B. Review and take action on Per Diem rate for JPIA Directors.

17

Sells

* C. Review and take action on AGRiP designated representative.

18

III. PROGRAMS

Nogosek

* A. Significant claims report.

19

deBernardi

* B. Review and take action on the member refunds from the Rate Stabilization Fund.

20

Greenfield

* C. Report on the Liability, Property, and Workers' Compensation Claims Audits.

21

IV. MEMBERSHIP

Kyburz

* A. Review and take action on request to remove the Liability Exclusion 1 for Moulton Niguel Water District.

65

V. PERSONNEL COMMITTEE

McDonald

* B. Review and take action on recommendation of the Personnel Committee meeting held on January 23, 2023. Action item from this meeting:
• Salary Schedule

69

VI. RISK MANAGEMENT COMMITTEE

- | | | |
|------------|--|-----------|
| Bockmiller | * A. Review and take action on recommendation of the Risk Management Committee meeting held on January 30, 2023. Action item from this meeting: | 71 |
| | • Recreation and Special Events Policy Revision | |

VII. MISCELLANEOUS

- | | | |
|------------|--|-----------|
| McDonald | A. Discuss future agenda items. | |
| Sells | * B. CEO and Directors update. | 73 |
| Greenfield | * C. General Counsel update. | 74 |
| McDonald | * D. Review the availability of the Committee members for the next meeting to be held on March 23, 2023. | 75 |

VIII. CLOSED SESSION

- | | | |
|----------|--|--|
| | A. Conference with Legal Counsel (tort liability losses, public liability losses/claims, or workers' compensation liability claims) – Pursuant to Government Code Sec. 54956.95. | |
| Nogosek | * 1. Drolet, et al v. Rainbow Municipal Water District (DOL 8/9/22) | |
| Nogosek | * 2. Branker, et al v. South Coast Water District (DOL 10/1/22) | |
| Nogosek | * 3. Vega v. Santa Clarita Valley Water Agency (DOL 8/13/20) | |
| Nogosek | * 4. Various v. La Habra Heights County Water District (DOL 9/7/22) | |
| Nogosek | * 5. Various vs. Vista ID (DOL 12/13/22) | |
| Nogosek | * 6. Mercury Ins. a/s/f Kyle Studebaker v. Crescenta Valley Water District (DOL 3/2/21) | |
| Nogosek | * 7. City of Chula Vista v. Otay Water District (DOL 8/12/22) | |
| | B. Public Employee Performance Evaluation (Personnel) – Pursuant to Government Code(s) Sec. 54957 and 54957.6 (conference with Labor Negotiators). | |
| McDonald | * 1. Position: Chief Executive Officer | |

ADJOURN

*Related items enclosed.

Americans with Disabilities Act – *The JPIA conforms to the protections and prohibitions contained in Section 202 of the Americans with Disabilities Act of 1990 and the Federal Rules and Regulations adopted in implementation thereof. A request for disability-related modification or accommodation, in order to participate in a public meeting of the JPIA, shall be made to: Chimene Camacho, Executive Assistant to the CEO, ACWA JPIA, PO Box 619082, Roseville, CA 95661-9082; telephone (916) 786-5742. The JPIA's normal business hours are Monday – Friday, 7:30 a.m. to 4:30 p.m. (Government Code Section 54954.2, subdivision. (a)(1).)*

Written materials relating to an item on this Agenda that are distributed to the JPIA's Executive Committee within 72 hours before it is to consider the item at its regularly scheduled meeting will be made available for public inspection at ACWA JPIA, 2100 Professional Drive, Roseville, CA 95661-3700; telephone (916) 786-5742. The JPIA's normal business hours are Monday – Friday, 7:30 a.m. to 4:30 p.m.



Executive Committee Meeting

ACWA JPIA
2100 Professional Drive
Roseville, CA 95661
(800) 231-5742

November 14, 2022

MEMBERS PRESENT

Chair: Melody A. McDonald, San Bernardino Valley Water Conservation District
Vice-Chair: David Drake, Rincon del Diablo Municipal Water District
Fred R. Bockmiller, Mesa Water District
Cathy Green, ACWA VP, Orange County Water District
Brent Hastey, Yuba Water Agency
Chris Kapheim, Kings River Conservation District
Randall Reed, Cucamonga Valley Water District
J. Bruce Rupp, Humboldt Bay Municipal Water District

MEMBERS ABSENT

None.

STAFF PRESENT

Chief Executive Officer/Secretary: Walter “Andy” Sells
Adrienne Beatty, Assistant Executive Officer
Chimene Camacho, Executive Assistant to the CEO (*Recording Secretary*)
Sarah Crawford, Training Manager
David deBernardi, Director of Finance
Robin Flint, Risk Control Manager
Robert Greenfield, General Counsel
Molly Quirk, Communications and Outreach Specialist
Sylvia Robinson, Publications/Web Editor
Patricia Slaven, Director of Human Resources and Administration
Sandra Smith, Employee Benefits Manager
Dan Steele, Finance Manager
Shelley Tippit, Accountant II

OTHERS IN ATTENDANCE

Tiffany Giammona, ACWA Senior Director of Operations and Member Engagement

WELCOME

Chair McDonald welcomed everyone in attendance.

CALL TO ORDER AND ANNOUNCEMENT OF QUORUM

Chair McDonald called the meeting to order at 8:31 a.m. She announced there was a quorum.

PLEDGE OF ALLEGIANCE

Chair McDonald led the Pledge of Allegiance.

ANNOUNCEMENT RECORDING OF MEETING

Chair McDonald announced that the meeting would be recorded to assist in preparation of minutes. Recordings are kept 30 days following the meeting, as mandated by the California Brown Act.

PUBLIC COMMENT

Chair McDonald noted that, as the agenda stated, members of the public would be allowed to address the Executive Committee on any agenda item prior to the Committee's decision on that item. Comments on any issues on the agenda, or not on the agenda, were also welcomed. No comments were brought forward.

INTRODUCTIONS

Chair McDonald asked all in attendance to introduce themselves.

ADDITIONS TO OR DELETIONS FROM THE AGENDA

Chair McDonald asked for any additions to, or deletions from, the agenda. There were no additions or deletions from the agenda.

CONSENT AGENDA

Chair McDonald called for approval of the Consent Agenda:

M/S/C (Bockmiller/Hastey) (Bockmiller-Yes; Drake-Yes; Green-Yes; Hastey-Yes; Kapheim-Yes; Reed-Yes; Rupp-Yes; McDonald-Yes): That the Executive Committee approve the minutes of the September 28, 2022 meeting; and approve the JPIA disbursements of: Vendor Payments, Employee Benefits Claim Payments, Payroll, and summary of confidential claims payments for the Liability, Property, & Workers' Compensation Programs: September 16-30, 2022; October 1-15, 2022; and October 16-31, 2022.

ADMINISTRATION

Report on Meetings Attended on Behalf of the JPIA

None were reported.

Review of CEO performance process and set CEO goals for 2022-23

Mary Egan of Solutions MRG facilitated the discussion to set the CEO goals for 2022-23 and annual evaluation process.

Review and possibly take action on the Claims Authority Policy Revision

Mr. Greenfield stated that at the Executive Committee meeting on June 21, 2022, approval limits for reserves, settlements, and checks were set for several positions. At that time, authority between \$100,000.01 and \$150,000.00 was given to the Executive Committee Chair & Vice-Chair. In order to expedite authority, accommodate schedules, and possible unavailability, Mr. Greenfield presented staff's proposal to change the authority between \$100,000.01 and \$150,000 to require any two of the following three positions: Chief Executive Officer, Executive Committee Chair, and/or Executive Committee Vice-Chair.

M/S/C (Bockmiller/Rupp) (Bockmiller-Yes; Drake-Yes; Green-Yes; Hastey-Yes; Kapheim-Yes; Reed-Yes; Rupp-Yes; McDonald-Yes): That the Executive Committee approve that authority between \$100,000.01 and \$150,000.00 can be given authority by any combination of two positions: Chief Executive Officer, Executive Committee Chair, and/or Executive Committee Vice-Chair.

Review and possibly take action on proposed revision to the JPIA Bylaws

Mr. Sells presented the proposed revision to the JPIA Bylaws in Article III, Sections 2(a) regarding Existence of Vacancies. The goal of the proposed change is not to have a single member with two votes on the Executive Committee. Under the proposed Bylaws change, as long as there is a representative from the member sitting on the Executive Committee, the Vice President of the Association of California Water Agencies will not have a vote on Executive Committee matters.

A discussion was held to simplify the proposed Bylaws language revision to state that if there are two Executive Committee members from the same member, only one member will be allowed to vote on any given motion. The Committee approved the Bylaws revision in concept, but requested the simplified amended version be presented for approval at the next Executive Committee meeting on November 28, 2022. Upon approval by the Executive Committee, the Bylaws revision will then be forwarded to the Board of Directors for approval on the same date.

M/S/C (Kapheim/Reed) (Bockmiller-Yes; Drake-Yes; Green-Yes; Hastey-Yes; Kapheim-Yes; Reed-Yes; Rupp-Yes; McDonald-Yes): That the Executive Committee approve the revision to the Bylaws with the amended version to be reviewed and approved at the next Executive Committee meeting.

Review and take action on new position and resultant salary schedule

With the pending retirement of Patricia Slaven, Director of Human Resources and Administration, JPIA will need a human resource professional to manage the JPIA Human Resources Department. The job description for the Human Resources Manager was included in the packet for the Committee's review.

M/S/C (Bockmiller/Hastey) (Bockmiller-Yes; Drake-Yes; Green-Yes; Hastey-Yes; Kapheim-Yes; Reed-Yes; Rupp-Yes; McDonald-Yes): That the Executive Committee approve the new position of Human Resources Manager and resultant updated Salary Schedule, as presented.

Review and Approve JPIA Calendar of Meeting Dates for 2023

Mr. Sells presented the proposed 2023 JPIA Meetings Calendar for approval. When the calendar was originally presented at the September 28, 2022, Executive Committee meeting, requests were made to add an Employee Benefits Program Committee meeting and consider alternative dates for the June meetings. Reflective of the requested changes, the revised Calendar of Meetings Dates for 2023 was presented for approval.

M/S/C (Hastey/Drake) (Bockmiller-Yes; Drake-Yes; Green-Yes; Hastey-Yes; Kapheim-Yes; Reed-Yes; Rupp-Yes; McDonald-Yes): That the Executive Committee approve the Calendar of Meeting Dates for 2023, as presented.

CALIFORNIA WATER INSURANCE FUND (CWIF)

Review of the CWIF Board of Directors meetings held on October 26, 2022

CWIF Chair Rupp reviewed the items that were addressed at the October 26, 2022, meeting which included the Dividend Declaration. He also reviewed some of the items addressed at the September 29, 2022 meeting.

MISCELLANEOUS

Future agenda items

- Set a joint meeting between the outgoing and incoming CWIF Board members.

CEO Update

Mr. Sells provided details regarding the upcoming Fall Conference 2022 to be held in Indian Wells on November 28-29, 2022.

ACWA Update

Ms. Giammona reported on current and scheduled events at ACWA including an update on the ACWA Fall Conference schedule. Under the leadership of ACWA Vice President Cathy Green, ACWA will announce the launch of the Council of Past Presidents, a mentoring program for first time ACWA attendees and new members. She also reported that the ACWA Foundation, intended to address diversity, equity, and inclusion in the water industry, was approved by the ACWA Board at its meeting last September.

Availability for next meeting: The Executive Committee is scheduled to meet next at Fall Conference in Indian Wells on November 28, 2022.

CLOSED SESSION

Before proceeding into closed session, General Counsel announced the items to be discussed.

M/S/C (Bockmiller/Hastey) (Bockmiller-Yes; Drake-Yes; Green-Yes; Hastey-Yes; Kapheim-Yes; McDonald-Yes; Reed-Yes; Rupp-Yes): That the Executive Committee adjourn to closed session.

At approximately 11:20 a.m., the Executive Committee, upon advice of General Counsel, adjourned to closed session to discuss:

A. Conference with Legal Counsel (tort liability losses, public liability losses/claims, or workers' compensation liability claims) – Pursuant to Government Code Sec. 54956.95.

1. Gary Walker v. Ramona Municipal Water District (DOL 4/10/2013)

M/S/C (Reed/Rupp) (Bockmiller-Yes; Drake-Yes; Green-Yes; Hastey-Yes; Kapheim-Yes; McDonald-Yes; Reed-Yes; Rupp-Yes): That the Executive Committee reconvene to open session.

The Committee returned to open session at approximately 11:40 a.m.

Closed session item A-1: Gary Walker v. Ramona Municipal Water District

M/S/C (Hastey/Kapheim) (Bockmiller-Yes; Drake-Yes; Green-Yes; Hastey-Yes; Kapheim-Yes; McDonald-Yes; Reed-Yes; Rupp-Yes): That the Executive Committee approve the settlement in the amount of \$300,000.

The Executive Committee meeting adjourned at 11:45 a.m.

Attest:

X

Melody McDonald
Chair

X

Walter A. Sells
Secretary



Executive Committee Meeting

Hyatt Regency Resort
Ballroom OP
44600 Indian Wells Lane
Indian Wells, CA 92210

November 28, 2022

MEMBERS PRESENT

Chair: : Melody A. McDonald, San Bernardino Valley Water Conservation District
Vice-Chair: David Drake, Rincon del Diablo Municipal Water District
Fred R. Bockmiller, Mesa Water District
Cathy Green, Orange County Water District, ACWA VP
Brent Hastey, Yuba Water Agency
Chris Kapheim, Kings River Conservation District
Randall Reed, Cucamonga Valley Water District
J. Bruce Rupp, Humboldt Bay Municipal Water District

MEMBERS ABSENT

None.

STAFF PRESENT

See attendance list.

OTHERS IN ATTENDANCE

See attendance list.

WELCOME

Chair McDonald welcomed everyone in attendance.

CALL TO ORDER AND ANNOUNCEMENT OF QUORUM

Chair McDonald called the meeting to order at 10:15 a.m. He announced there was a quorum.

PLEDGE OF ALLEGIANCE/EVACUATION PROCEDURES

Chair McDonald led the Pledge of Allegiance and Mr. Sells gave the evacuation procedure instructions.

ANNOUNCEMENT RECORDING OF MEETING

Chair McDonald announced that the meeting would be recorded to assist in preparation of minutes. Recordings are kept 30 days following the meeting, as mandated by the California Brown Act.

PUBLIC COMMENT

Chair McDonald noted that, as the agenda stated, members of the public would be allowed to address the Executive Committee on any agenda item prior to the Committee's decision on that item. Comments on any issues on the agenda, or not on the agenda, were also welcomed. Director Johnathan Hall of Tehachapi Cummings County Water District commented on the Board of Directors voting process.

INTRODUCTIONS

Chair McDonald introduced the Executive Committee, staff, and others in attendance.

ADDITIONS TO OR DELETIONS FROM THE AGENDA

Chair McDonald asked for any additions to, or deletions from, the agenda. There were none from staff.

CONSENT AGENDA

Chair McDonald called for approval of the Consent Agenda:

M/S/C (Hastey/Bockmiller) (Bockmiller-Yes; Drake-Yes; Green-Yes; Hastey-Yes; Kapheim-Yes; Reed-Yes; Rupp-Yes; McDonald-Yes): That the Executive Committee approve JPIA disbursements of: Vendor Payments, Employee Benefits Claim Payments, Payroll, and summary of confidential claims payments for the Liability, Property, & Workers' Compensation Programs: November 1-15, 2022.

ADMINISTRATION

Meetings attended on behalf of the JPIA

None reported.

Introduction of the Jerry Gladbach Leadership Grant

Ms. Slaven stated that the Jerry Gladbach Leadership Grant was created to assist agencies that need financial assistance with tuition and expenses to be able participate in the Leadership Essentials program. Jerry, former President of JPIA, encompassed the qualities that good leaders possess – humility, compassion, experience, and self-awareness. Each year, to memorialize his contributions, JPIA will reimburse one agency in northern California and one in southern California for the expenses for one staff member to attend the leadership program for one year.

Resolution 2022-1 Commendation to Brent Hastey

Chair McDonald stated that Director Brent Hastey of Yuba Water Agency will be leaving the JPIA's Executive Committee after six years of service. The resolution was presented to show the JPIA's appreciation to Brent Hastey for his service to the JPIA and its members.

M/S/C (Drake/Bockmiller) (Bockmiller-Yes; Drake-Yes; Green-Yes; Hastey-Yes; Kapheim-Yes; Reed-Yes; Rupp-Yes; McDonald-Yes): That the Executive Committee approve the resolution, as presented.

Review and Take Action on New Positions

Ms. Slaven stated that in her current position as Director of Human Resources and Administration, she also directed the Risk Management and Training departments. With her pending retirement, it was determined that a new position of Director of Member Outreach, with experience in risk, training, and member outreach, is needed to oversee the areas that touch the membership most often, ensuring that there is coordination and consistent messaging, and that the needs of members are met. Additionally, it was determined that another new position of Director of Pooling and Member Support, with knowledge of pooling and insurance, is needed to handle insurance renewals, Memorandum of Coverages, and risk transfer, as well as manage the Member Services department.

M/S/C (Hastey/Rupp) (Bockmiller-Yes; Drake-Yes; Green-Yes; Hastey-Yes; Kapheim-Yes; Reed-Yes; Rupp-Yes; McDonald-Yes): That the Executive Committee approve the new positions of Director of Member Outreach, and Director of Pooling and Member Support, as presented.

Review and Take Action on Proposed Revision to the JPIA Bylaws

Mr. Sells noted at the November 14, 2022 Executive Committee meeting, the Executive Committee reviewed and discussed the proposed language revision to the Bylaws which addressed the potential situation where a Member may have two votes on the Executive Committee. At that meeting, the Executive Committee approved the language revision in concept, however, they requested that the final language be amended to state simply that if there are two sitting members of the Executive Committee from the same Member, only one Member will be allowed to vote on any given motion. The amended Bylaws revision in Article II, Section 2(a) regarding Existence of Vacancies was distributed via a handout at the meeting.

A discussion was held on the purpose of this Bylaws revision with the Committee ultimately deciding to vote on the revision, as presented.

M/S/C (Hastey/Kapheim) (Bockmiller-Yes; Drake-Yes; Green-No; Hastey-Yes; Kapheim-Yes; Reed-Yes; Rupp-Yes; McDonald-Yes): That the Executive Committee approve the revision to the Bylaws, as presented, and forward for approval of the Board of Directors.

PROGRAMS

Cyber Liability Program Update

Ms. Beatty provided a brief background on the state of the Cyber Liability Program. She then reported that as of July 1, 2022, the Cyber Liability Program only provides coverage to members that have taken affirmative action to participate in the Program by completing an application and paying the premium invoice that was distributed to all

JPIA Liability Program members in early August. Two hundred eighty (280) members have confirmed their participation while 65 members have declined coverage. These 280 members now represent a separate, stand-alone group-purchase program, no longer affiliated with the JPIA Liability Program. Planning for the 2023-24 renewal has begun and once again, members will be asked to access electronic applications via the Alliant Portal, which will be pre-filled with historical data, if available.

Staff continues to research various risk control resources that could help our members minimize cyber risk and continues to explore options for creating a self-insured component to the current Program, in the event that group-purchasing cyber coverage becomes cost prohibitive, the JPIA will be poised to bring some element of this Program in-house as a pooled program.

Employee Benefits Program Update

Ms. Smith provided an update on the current Employee Benefits Program renewal rates and the expanded benefits in the PPO plan which includes Progyny fertility, Hinge virtual physical therapy, and Carrum oncology guidance and treatment. Wellness Grants were awarded to 77 members in July. Due to the continued popularity of the Wellness Grant Program, applications received exceeded the \$75,000 in funds provided by Anthem. Beginning in 2023, Anthem has agreed to provide \$100,000 in funding for Wellness Grants.

Risk Management Update

Ms. Flint summarized the 2021-22 Risk Management department activities. In-person member visits to conduct risk assessments, consultation and training classes have increased by 61% this year. More best practices pages were added to the Commitment to Excellence program loss reduction menu on the JPIA website. The Risk Control Grant Program received 19 applications for 2021. Winning projects/programs were announced and can be found on the JPIA's website under Risk Control/Risk Control Grant Program.

MEMBERSHIP

Review and take action on Membership Applications

Upper San Luis Rey Groundwater Management Authority's application to join the Liability Program was approved.

M/S/C (Bockmiller/Hastey) (Bockmiller-Yes; Drake-Yes; Green-Yes; Hastey-Yes; Reed-Yes; Rupp-Yes; McDonald-Yes): That the Executive Committee approve Upper San Luis Rey Groundwater Management Authority's application for admission into the Liability Program.

MISCELLANEOUS

Discuss future agenda items

None.

CEO update

Mr. Sells reported that there are currently several JPIA Committee openings and if anyone is interested, please contact the JPIA. He also provided a reminder that when districts merge or acquire other districts, coverage is not automatic and the JPIA will need to be notified so proper assessments can be conducted.

Availability for next meeting: The next Executive Committee is scheduled for January 31, 2023.

The Executive Committee meeting adjourned at 11:31 a.m.

Attest:

X

Melody McDonald
Chair

X

Walter A. Sells
Secretary

ATTENDEES & JPIA STAFF IN ATTENDANCE – NOVEMBER 28, 2022

| <u>District / Organization</u> | <u>First Name</u> | <u>Last Name</u> | <u>Position</u> |
|---|-------------------|------------------|---|
| ACWA JPIA | Laura | Baryak | Administrative Assistant II |
| ACWA JPIA | Adrienne | Beatty | Assistant Executive Officer |
| ACWA JPIA | Chimene | Camacho | Executive Assistant (Recording Secretary) |
| ACWA JPIA | Sarah | Crawford | Training Manager |
| ACWA JPIA | David | deBernardi | Director of Finance |
| ACWA JPIA | Robin | Flint | Risk Control Manager |
| ACWA JPIA | Robert | Greenfield | General Counsel |
| ACWA JPIA | Molly | Quirk | Communications/Outreach Specialist |
| ACWA JPIA | Andy | Sells | Chief Executive Officer |
| ACWA JPIA | Patricia | Slaven | Director of HR/Admin. |
| ACWA JPIA | Sandra | Smith | Employee Benefits Manager |
| ACWA JPIA | Dan | Steele | Finance Manager |
| ACWA | Dave | Eggerton | Executive Director |
| ACWA | Tiffany | Giammona | Director of Member Outreach |
| Alliant Insurance Services, Inc. | Seth | Cole | Senior Vice President |
| Calaveras County Water District | Scott | Ratterman | Director |
| Calleguas Municipal Water District | Scott | Quady | Director |
| Clear Creek Community Services District | Paul | Kelley | Assistant General Manager |
| El Toro Water District | Mike | Gaskins | Director |
| Hi-Desert Water District | Roger | Mayes | Director |
| Humboldt Bay Municipal Water District | John | Friedenbach | General Manager |
| Kern County Water Agency | Steven | Ruettgers | Alternate Director |
| Main San Gabriel Basic Watermaster | David | De Jesus | Director |
| Moulton-Niguel Water District | Todd | Novacek | Director of Operations |
| North Coast County Water District | Jack | Burgett | Director |
| Rainbow Water District | Michael | Mack | Director |
| Rancho California Water District | Eileen | Dienzo | Human Resources Director |
| Rowland Water District | Vanessa | Hsu | Director |
| San Dieguito Water District | Jace | Schwarm | Alternate Director |
| San Gabriel Basin Water Quality Authority | Bob | Kuhn | Director |
| Santa Clara Valley GSA | Gary | Martin | Director |
| Santa Margarita Water District | Saundra | Jacobs | Director |
| Serrano Water District | Jerry | Villander | General Manager |
| Tehachapi-Cummings County Water District | Jonathan | Hall | Director |
| Tehachapi-Cummings County Water District | Tom | Neisler | General Manager |
| Valley Center Municipal Water District | Oliver | Smith | Director |
| Valley Center Municipal Water District | Jim | Pugh | Alternate Director |

ACWA JPIA
Per Diem Rate for JPIA Directors
January 31, 2023

BACKGROUND

This is a standing agenda item for the first Executive Committee meeting of each calendar year. Government code allows an annual maximum increase to the daily Per Diem rate of no more than 5%. The last increase to the Per Diem rate was January 31, 2022.

CURRENT SITUATION

The current daily rate of Per Diem for JPIA Directors attending program committee meetings is \$360. The maximum increase of 5% would move the rate to \$378, effective January 31, 2023.

RECOMMENDATION

There is no staff recommendation.

ACWA JPIA
AGRiP Designated Representative
January 31, 2023

BACKGROUND

The JPIA is a member of the Association of Governmental Risk Pools (AGRiP), an international organization that exists to represent and connect all pooling organizations; provide education, resources, and best practices; serve as the go-to resource to find answers and build connections among pooling peers; and to advance pooling as an industry.

CURRENT SITUATION

AGRiP members are allowed one Designated Representative. The Designated Representative is the only individual that may vote in AGRiP elections on behalf of their pool and serve on the AGRiP Board of Directors, if elected. AGRiP requires that a pool's Designated Representative be appointed by action of the governing body of the pool.

RECOMMENDATION

That the Executive Committee appoint Adrienne Beatty, ACWA JPIA Assistant Executive Officer, as ACWA JPIA's AGRiP Designated Representative.

ACWA JPIA
Significant Claims
January 31, 2023

BACKGROUND

The Executive Committee has requested to be kept abreast of settlements on those claims that had been previously presented for authority. The following cases have been settled since this Committee's last meeting.

CURRENT SITUATION

Barteau vs Tuolumne Utilities District (1/12/2022)

This claim involved catastrophic failure of a 110,000-gallon steel water tank, which sent 110,000 gallons of water along with snow and debris downhill into the Barteau home. In addition, two trucks and a storage shed were damaged. An adjuster was sent out immediately to adjust the claim for emergency services, repairs, additional living expenses, moving, storage and contents. The claim has been resolved for a total of \$457,648.49.

Segovia vs Merced Irrigation District (9/15/2017)

This claim involved nineteen properties along an earthen lined canal. Water seeped from the canal onto the properties. The claim has resolved a week before trial with a contribution from JPIA on behalf of the District of \$3,500,000.00. The District also contributed \$1,500,000.00. The developer also made a significant contribution.

RECOMMENDATION

None, informational only.

ACWA JPIA
Rate Stabilization Fund Refunds
January 31, 2023

BACKGROUND

Refunds for the member agencies are processed through the Rate Stabilization Fund (RSF). Refunds are based on an individual member's balance in their RSF account. When a member's balance exceeds 70% of their basic Liability Program premium, the difference is refunded to the member. Balances in a member's RSF account are based on retrospective premium adjustments (RPA) for prior policy years and Catastrophic Reserve Fund adjustments.

The basic RPA calculation is:

| | |
|---|---------------|
| Claims expense | \$ XXX |
| (+) Excess Insurance expense | XXX |
| (+) G&A expense | XXX |
| (+) Contributions (refunds) to (from) the Catastrophic Reserve Fund | XXX |
| (-) Interest Income | <u>(XXX)</u> |
| Total Expense | XXX |
| (-) Deposit Premiums | <u>(XXX)</u> |
| Retrospective Premium Adjustment | <u>\$ XXX</u> |

In February of 2020, the Executive Committee set the goals for the Liability at \$25 million and for the Workers' Comp Catastrophic Funds at \$15 million.

CURRENT SITUATION

Staff will have handouts to discuss potential refunds to members.

RECOMMENDATION

Staff recommends that the Executive Committee approve the refunds to members as discussed during the meeting.

ACWA JPIA
Liability, Property, and Workers' Compensation
Claims Audits
January 31, 2023

BACKGROUND

Every two years, the JPIA retains an independent auditor to review the claim files of the Liability, Property and Workers' Compensation programs. The auditors review selected files and provide an evaluation of the department.

CURRENT SITUATION

The latest audits were completed in fall of 2022. Following in the packet are the Executive Summaries from the two audit reports. All programs received well-deserved excellent evaluations.

RECOMMENDATION

None, informational only.



36 East Mountain Road
Peterborough, NH 03458
Mobile: (802) 249-6320
Toll free & Fax: (800) 651-7021
www.praxisclaims.com

SENT VIA E-MAIL- October 18, 2022

Jennifer Nogosek, ARM
Liability & Property Claims Manager
Association of California Water Agencies JPIA
2100 Professional Drive
Roseville, CA 95561-3700

**RE: ASSOCIATION OF CALIFORNIA WATER AGENCIES
JOINT POWERS INSURANCE AUTHORITY
CLAIM FILE REVIEW**

Audit Dates: September 12-15, 2022
Remote Audit

Ms. Nogosek:

This narrative will serve as Praxis' report of findings following the remote audit and claims handling review for the Association of California Water Agencies Joint Powers Insurance Authority (ACWA JPIA). The claim files reviewed were handled by ACWA JPIA's in-house claims team.

EXECUTIVE SUMMARY

Observations:

- The initial set-up and contacts are made timely.
- Claims are evaluated for sufficiency and timeliness.
- Potential coverage issues are documented and addressed.
- There is evidence of a proactive and comprehensive investigation in the majority of claim files reviewed. Praxis identified three files that do not fully outline the investigation.
- With two exceptions, liability assessments are timely and comprehensive taking into consideration government codes, immunities, case law, etc.

- Overall, the claim activity notes outline interactions with claimants, insured contacts, and legal counsel. Praxis identified three claim files with significant gaps in documentation as well as two claim files with minimal notes.
- With three exceptions, claim file documentation outlines current status and plan of action.
- Claim files are actively managed with appropriate diary spans. Praxis identified two claim files with overdue diaries.
- Supporting documents are stored within iVOS claims management system and have descriptions with sufficient detail to determine content.
- With three exceptions, damage evaluations are present within the claim files and take into consideration both compensatory and general damages.
- Initial reporting of claims to excess is generally in accordance with excess reporting requirements. Praxis identified one claim file involving a traumatic brain injury that required reporting.
- Status reports are submitted to excess in accordance with reporting requirements.
- The management of litigation in terms of assignment, defense strategy, and disposition is appropriate.
- Overall, the reporting and communication with defense counsel is in accordance with best practices. There is one file with delayed receipt of an initial case evaluation by defense counsel, one file with no updated status report since the initial case evaluation in May 2022, as well as another file where an answer to the complaint could not be located.
- Praxis noted four claim files in which the independent adjuster assigned by the excess carrier has not been responsive to ACWA JPIA or the insured. There is also one file with an independent adjuster assigned by ACWA JPIA in which an interim report is overdue.
- Co-defendants are identified and cross complaints are filed when appropriate. The pursuit of tender of defense & indemnity is pursued in all applicable files reviewed.
- Reserves are established taking into account the liability and damage evaluations to reflect the expected outcome. Praxis recommends one loss reserve increase.
- Reserves are re-evaluated when new facts are presented. There is no evidence of stair-stepping or suppression of reserves.
- Negotiations and settlements are proactively pursued which helps mitigate damages.
- There is evidence of supervisory involvement and review of claim files.

Recommendation:

- To assist in identifying claim files which contain gaps in documentation, Praxis recommends the implementation and distribution of off-diary and overdue diary reports that are generated out of iVOS, the claims management system. The reports should be distributed to all members of the claims team either biweekly or monthly.

AUDIT LOGISTICS

A pre-audit introductory virtual meeting was conducted with Jennifer Nogosek, ARM, Liability and Property Claims Manager, and Robert Greenfield, Esq, General Counsel on July 5, 2022.

Erik Kowalewski, Network/Systems Administrator, facilitated the remote set-up and credentials to access ACWA JPIA's environment and iVOS, the claims management system.

Ms. Nogosek provided the following information as supporting documentation for the claim review audit:

- Loss run of property and liability claim files for two years
- 2022 Organizational Chart
- Authority limits effective 6/21/22
- Claims staff bios
- Defense Attorney Rates
- Coverage documents 2019- current

Praxis remotely reviewed 46 claim files. The files were reviewed by Timothy Vincent, CPCU, of Praxis.

EXHIBITS

The following exhibit is included with this report:

Audit review spreadsheet - Exhibit 1.

TECHNICAL REVIEW

Government Codes:

It is evident in the files reviewed that each case being brought against the JPIA is analyzed to determine that proper claim reporting procedures are followed to ensure that files are timely and sufficient.

The initial set-up and contacts are made timely. Claims are evaluated for sufficiency and timeliness.

Coverage:

This category evaluates the assessment of coverage, potential exclusions, available immunities, limitations, and sub-limits. Praxis also assesses whether reservation of rights letters are drafted timely to address potential coverage concerns.

Each claim file reviewed showed an appropriate assessment of coverage.

Potential coverage issues are documented and addressed. Reservation of rights letters are issued when appropriate.

Liability Determination/Investigation:

The liability determination takes into consideration government codes and immunities as well as case law. Following that initial assessment, the claim handler needs to evaluate the duties owed as well as the duties breached. In determining comparative aspects, the importance of each duty is also evaluated. If there is evidence of a breach of a duty owed, the claims handler then evaluates whether there was notice, either actual or constructive. Each of these components make up the overall liability assessment.

This category evaluates two aspects. There is the investigation process itself, then the actual documentation of the assessment of liability.

There is evidence of a proactive and comprehensive investigation in the majority of claim files reviewed. Praxis identified three files that do not fully outline the investigation.

With two exceptions, liability assessments are timely and comprehensive taking into consideration government codes, immunities, case law, etc.

File Documentation/Diary:

Throughout the life of the claim or litigated case, the file should contain chronological documentation of activities, and the cause and effect of these activities as they relate to exposure. Received and generated correspondence should be uniformly stored and identified for ease of access.

A properly documented claim file or litigated case, as applicable, should contain at a minimum:

- A clear, detailed description of the claim being made.
- An initial analysis of coverage and any applicable immunities.
- Known facts and unknown information needed.
- An initial plan of action.
- A prompt and detailed initial investigation with documented results.
- An assessment of that investigation as it relates to liability and damages.
- A detailed documented rationale supporting the loss reserve and as needed, expense reserves.
- An updated assessment of liability, damages and reserve changes as needed, and a revised detailed plan of action based on the results of any new or developing information.
- Files in litigation should contain an initial case evaluation report from defense counsel that details initial case analysis, a litigation budget, and a proposed litigation plan.
- Defense counsel should provide a meaningful updated status every ninety days depending on the stage in the life of the file.
- The file should contain a summary and analysis of all documents received. The file should reflect that the document has been read and its effect on the exposure.
- A diary span that is set at an interval commensurate with the needs of the file.

- A summary of any roundtable discussions or supervisory direction as applicable.

Overall, the claim activity notes outline interactions with claimants, insured contacts, and legal counsel. Praxis identified three claim files with significant gaps in documentation as well as two claim files with minimal notes.

To assist in identifying claim files which contain gaps in documentation, Praxis recommends the implementation and distribution of off-diary and overdue diary reports that are generated out of iVOS, the claims management system. The reports should be distributed to all members of the claims team either biweekly or monthly.

With three exceptions, claim file documentation outlines current status and plan of action.

Claim files are actively managed with appropriate diary spans. Praxis identified two claim files with overdue diaries.

Supporting documents are stored within iVOS claims management system and have descriptions with sufficient detail to determine content.

Damage Evaluation:

This category measures the evaluation and potential financial impact of each claim and the documentation within the claim file to support the evaluation. Industry claims handling practices require the claims handler to develop and document liability probabilities together with an estimate of reasonable economic and general damages. Further, the claims handler must adjust the evaluation as additional facts are developed. The claims handler, as early as possible, should form an opinion as to liability by applying the facts to the law, and estimate the probable outcomes to reach a reasonable range for settlement value. This process should also form the basis for ultimate reserve development. Evaluations should be properly documented to clearly explain and convey the claim handler's view of liability, damages and other factors that may influence the settlement value.

With three exceptions, damage evaluations are present within the claim files and take into consideration both compensatory and general damages.

Reporting to Excess/Reinsurance:

ACWA JPIA's required excess reporting triggers for property and liability are in accordance with industry standard practices. Claims handlers must report all claims that meet the reporting criteria to excess carriers per the reporting requirements.

Initial reporting of claims to excess is generally in accordance with excess reporting requirements. Praxis identified one claim file involving a traumatic brain injury that required reporting.

Status reports are submitted to excess in accordance with reporting requirements.

Litigation Management:

This category evaluates whether files being litigated are being handled in accordance with industry best practices. Assessment includes client communication, initial case evaluation, litigation plan, litigation reports, interim reporting, pleadings, discovery, and billing.

The management of litigation in terms of assignment, defense strategy, and disposition is appropriate.

Overall, the reporting and communication with defense counsel is in accordance with best practices. There is one file with delayed receipt of an initial case evaluation by defense counsel, one file with no updated status report since the initial case evaluation in May 2022, as well as another file where an answer to the complaint could not be located.

Vendor Management:

ACWA JPIA utilizes independent adjusters for claim investigations. This includes on-site evaluation of the loss location, assessment of liability and damages, as well as interviewing of insureds, claimants, and witnesses.

Cases were assigned to independent adjusters on a very prompt basis. Receipt of initial and follow up reports were generally timely and comprehensive. . There is one file with an overdue interim report.

Praxis noted four claim files in which the independent adjuster assigned by the excess carrier has not been responsive to ACWA JPIA or the insured.

Contribution/Subrogation:

This category measures whether opportunities for subrogation, third party contribution and indemnity are identified and pursued.

Subrogation potential is appropriately identified and pursued.

Co-defendants are identified and cross complaints are filed when appropriate. The pursuit of tender of defense & indemnity is pursued in all applicable files reviewed.

Reserves & Reserve Adequacy:

This category confirms that initial reserves are posted timely and in accordance with the claims handler's best estimate of exposure at the time the loss is received.

Loss reserves should reflect neither the best nor worst possible result, but a realistic assessment of the most likely outcome with any unresolved or disputed factors considered. The loss reserve should always reflect the analyzed ultimate value of the case.

Expense/Legal reserves should be based on defense counsel's proposed budgets, costs associated with independent adjuster involvement, as well as any claims adjudication expenses.

Reserves are established taking into account the liability and damage evaluations to reflect the expected outcome. Praxis recommends one loss reserve increase. The specific reserve recommendation can be found in the audit review spreadsheet.

Reserves are re-evaluated when new facts are presented. There is no evidence of stair-stepping or suppression of reserves.

Disposition/Settlement Factors:

This category evaluates the claims handler's evaluation of the liability and damages evaluation, potential for dismissal through motion practice or a defense verdict, and their communication with the claimant/plaintiff/counsel. In matters of adverse liability, we look to see if the claims handler is proactive in attempting to settle cases versus having prolonged litigation and increased defense expenses.

Negotiations and settlements are proactively pursued which helps mitigate damages.

Supervision:

The role of the manager and/or supervisor is to guide the process from claim receipt through resolution to ensure consistent claim management processes are implemented and to act as a "second set of eyes" specific to the claim handler actions and decisions. The supervisor should document the claim file notes with any supervisory activity and instruction for future claim handling.

There is evidence of supervisory involvement and review of claim files.

Wrap-up Discussions:

Upon completion of the claim file review, the scoring matrix spreadsheet was provided to Jennifer Nogosek for review and comment.

A wrap-up meeting was conducted on October 5, 2022, attended by Jennifer Nogosek and Timothy Vincent. Praxis' findings and recommendations were discussed.


CONCLUSION:

The ACWA JPIA claims team demonstrates the technical expertise and sophistication necessary to properly handle the Authority's liability and property claim exposures to proper resolution.

Sincerely,



Brian D. Stiefel, CPCU
President & Founder
Praxis Claims Consulting
brian@praxisclaims.com



Timothy Vincent, CPCU
Managing Partner
Praxis Claims Consulting
tim@praxisclaims.com



NORTH BAY ASSOCIATES

WORKERS' COMPENSATION

AUDITORS • CONSULTANTS

November 2022

Workers' Compensation Claims Audit

ACWA JOINT POWERS INSURANCE
AUTHORITY

ADMINISTERED BY

THE CLIENT

PO Box 232 Auburn, CA 95604 • **PHONE (530) 269-3473**

e-mail alan.fleming@northbayassociates.com



Workers Compensation Claims Audit

November 2022

ACWA JOINT POWERS INSURANCE
AUTHORITY

ADMINISTERED BY

THE CLIENT

CONFIDENTIAL

NORTH BAY ASSOCIATES

PO Box 232 Auburn, CA 95604 • (530) 269-3473



NORTH BAY ASSOCIATES

WORKERS' COMPENSATION

AUDITORS • CONSULTANTS

January 11, 2023

ACWA Joint Powers Insurance Authority
Mr. Robert Greenfield
General Counsel

ACWA Joint Powers Insurance Authority
Ms. Melody Tucker
Workers' Compensation Claims Manager

The Workers' Compensation Claims Audit report for November 2022 for ACWA Joint Powers Insurance Authority, administered by the client, is presented herewith.

We wish to acknowledge the cooperation of the client by providing us with remote access to the claims data.

This audit was conducted utilizing the PRISM audit standards, most of which are common industry standards. Several of these standards did not apply to the claims handling for ACWA Joint Powers Insurance Authority. These standards were either marked NA (Not Applicable) or were eliminated altogether.

Since this report deals with employees' injuries, reserves on the claim files, tactics for further handling, and so on, we suggest it be kept confidential.

We hope that this report is self-explanatory; any comments or questions the reader may have are welcome. It has been a pleasure to serve ACWA Joint Powers Insurance Authority.

Respectfully submitted,

NORTH BAY ASSOCIATES

Alan Fleming
Workers Compensation Claims Auditor

Quick Overview

- *Executive Summary & Audit Profile (page 3)*

Table of Contents

| | |
|---|----|
| A. INTRODUCTION | 1 |
| 1. Goals of the Claims Audit..... | 1 |
| 2. Report Organization..... | 1 |
| B. EXECUTIVE SUMMARY | 3 |
| C. AUDIT DETAIL | 7 |
| 1. Compensability Determination..... | 7 |
| 1.1 Initial Employer Contact..... | 7 |
| 1.2 Initial Decision..... | 7 |
| 1.3 Indexing..... | 7 |
| 1.4 AOE/COE Investigation Needed..... | 8 |
| 1.5 Final Decision Timely Documented. | 8 |
| 1.6 Findings, Summary and Recommendations. | 8 |
| 2. Employee Contact..... | 9 |
| 2.1 Initial Employee Contact..... | 9 |
| 2.2 Employee Contact Continued. | 9 |
| 2.3 Findings, Summary and Recommendations. | 9 |
| 3. Payments and Fiscal Handling. | 10 |
| 3.1 Timeliness of Initial TD and PD Payments..... | 10 |
| 3.2 Subsequent TD and PD Payments. | 10 |
| 3.3 Undisputed Awards Paid Timely. | 11 |
| 3.4 Required Benefit Notices..... | 11 |
| 3.5 Overpayments..... | 11 |
| 3.6 File Balancing. | 11 |
| 3.7 Timely Employee Reimbursements. | 12 |
| 3.8 Advance Travel Paid Timely..... | 12 |
| 3.9 Timely Payment of Medical Bills. | 12 |
| 3.10 Medical Bill Objection Letters. | 12 |
| 3.11 Payments Made on Correct Claim..... | 13 |
| 3.12 Findings, Summary and Recommendations. | 13 |
| 4. Case Review and Documentation. | 14 |
| 4.1 Plan of Action Appropriate..... | 14 |
| 4.2 Examiner Diaries..... | 14 |
| 4.3 Supervisor Diaries..... | 14 |
| 4.4 Medical Only Conversion..... | 16 |
| 4.5 Timely Response to Written Inquiries..... | 16 |
| 4.6 Ongoing Employer Contact..... | 16 |
| 4.7 Findings, Summary and Recommendations. | 16 |
| 5. Medical Treatment..... | 17 |
| 5.1 Appropriate Use of UR..... | 17 |
| 5.2 Appropriate Use of NCM. | 17 |

| | | |
|------|--|----|
| 5.3 | Findings, Summary and Recommendations..... | 17 |
| 6. | Litigation..... | 18 |
| 6.1 | Investigation of Potential Litigation Issues..... | 18 |
| 6.2 | Litigation Management..... | 18 |
| 6.3 | Communication With Employer on Litigated Claims..... | 18 |
| 6.4 | Findings, Summary and Recommendations..... | 18 |
| 7. | Apportionment, Resolution of Claim and Settlement Authority..... | 19 |
| 7.1 | Resolution Pursued Timely..... | 19 |
| 7.2 | Correct Settlement Valuation..... | 19 |
| 7.3 | Apportionment Ruled In or Out..... | 19 |
| 7.4 | Apportionment Pursued..... | 19 |
| 7.5 | Member Settlement Authority Request..... | 20 |
| 7.6 | Excess Settlement Authority Request..... | 20 |
| 7.7 | Proof of Settlement Authority..... | 20 |
| 7.8 | Medicare Interests Protected..... | 20 |
| 7.9 | Findings, Summary and Recommendations..... | 20 |
| 8. | Reserve Adequacy..... | 21 |
| 8.1 | Appropriate Initial Reserves..... | 21 |
| 8.2 | Timely Initial Reserves..... | 21 |
| 8.3 | Reserves Revised Timely and Appropriately..... | 21 |
| 8.4 | Separation of TD/4850 Reserves..... | 22 |
| 8.5 | Medical Reserves Consistent With OSIP..... | 22 |
| 8.6 | Life Pension Reserved if Applicable..... | 22 |
| 8.7 | Allocated Reserves Accurate..... | 22 |
| 8.8 | Findings, Summary and Recommendations..... | 22 |
| 9. | Excess Insurance..... | 23 |
| 9.1 | Initial Excess Reporting..... | 23 |
| 9.2 | Subsequent Excess Reporting..... | 23 |
| 9.3 | Excess Reimbursement Requests..... | 23 |
| 9.4 | Copy of Award Sent to Excess..... | 23 |
| 9.5 | Closing Report Sent to Excess..... | 24 |
| 9.6 | Findings, Summary and Recommendations..... | 24 |
| 10. | Subrogation..... | 25 |
| 10.1 | Recognition of Subrogation..... | 25 |
| 10.2 | Appropriate Subrogation Follow Up..... | 25 |
| 10.3 | Employer Communication Regarding Subrogation..... | 25 |
| 10.4 | Approval to Accept, Waive, Settle Subrogation..... | 25 |
| 10.5 | Complaint or Lien Filed Timely..... | 26 |
| 10.6 | Subrogation Pursued to Maximum Recovery..... | 26 |
| 10.7 | Findings, Summary and Recommendations..... | 26 |
| 11. | Penalty Summary..... | 27 |
| 11.1 | Self Imposed Penalty Paid if Required..... | 27 |
| 11.2 | Self Imposed Penalties Coded Correctly..... | 27 |
| 11.3 | Penalty Reimbursements to Members..... | 27 |
| 11.4 | Findings, Summary and Recommendations..... | 27 |
| 12. | Disability Management..... | 28 |
| 12.1 | Proactive Pursuit of Return to Work..... | 28 |
| 12.2 | Member Notified of Permanent Restrictions..... | 28 |

12.3 Findings, Summary, and Recommendations. 28

Addendum

Table of Contents

Sample ListTab One

Reserve Summary, Reserve Work Sheets, and Excess Reporting Tab Two

Summary Memos Tab Three

Audit Scoresheets Tab Four

This Report may only be reproduced in its entirety and only by ACWA Joint Powers Insurance Authority. No Third Party Administrator may reproduce it or any part of it or quote from it with or without the permission of ACWA Joint Powers Insurance Authority.

©2014 North Bay Associates

A. INTRODUCTION

This is the Workers' Compensation Claims Audit report for November 2022 for ACWA Joint Powers Insurance Authority.

1. Goals of the Claims Audit.

- Gather and present statistical data relating to the administration of the workers' compensation claims from January 2021, to date.
- Focus on those claims constituting the bulk of the outstanding reserves, claims involving key issues and a representative sample of each examiner's files.
- Present and explain industry standards, Division of Workers' Compensation Audit Unit standards.
- Compare audit findings to the standards noting strengths and weaknesses.
- Recommend ways to meet standards and to reach goals.

2. Report Organization.

This report contains twelve audit areas beginning at Section C, page 7. Each has an introduction, point-by-point discussion, and summary and recommendations. Data is presented in as many as four different ways for clarity and for different depths of detail.

First, for an overview, is the Executive Summary on pages 3 and following. The Executive Summary includes summarized strengths and weaknesses, a separate Summary of Recommendations for improvement and the audit scoresheet.

Second, for detailed data and explanation, each numbered paragraph delves into a particular audit item. Each point is explained and audit findings are compared to standards. Comments about any particular claim file are often amplified by "Summary Memos." These can be found in the *Addendum* at Tab Three in order by NBA number.

Third, the Audit Scoresheets numerically restate the same data shown in the text. The audit points are explained in the audit area to which each refers and the Audit Scoresheets can be found in Tab Four of the *Addendum*.

The *Addendum* contains statistical and other essential data. In brief, the *Addendum* includes the following:

Tab One: Full list of claims audited, sorted by NBA#. This list may be used to identify claimants; to maintain confidentiality, the body of this report refers only to NBA#'s.

Tab Two: The Reserve Summary reports on the dollar amounts of reserve changes recommended. Reserve Work Sheets provide the detail behind the Reserve Summary report and are located here.

Tab Three: Individual Summary Memos. These are left on certain files for the benefit of the examiner where some issue was pending or where guidance was appropriate. Some explain a definite shortcoming in a file and offer recommendations for further handling. Others offer suggestions on files that are being correctly handled. Not every file audited has a Memo. Since many Memos detail specific recommendations for further file handling, we recommend the client follow up to be certain the administrator acts on these Memos and recommendations. We always encourage the examiners to discuss these Memos with us. In this case, the supervisors and examiners chose to discuss some of the Memos and the points raised therein.

Tab Four: There are 3 pages of scoresheets in this section. Each audit point is calculated individually and combined to form a final score.

B. EXECUTIVE SUMMARY

The November 2022 workers' compensation audit for: ACWA Joint Powers Insurance Authority was begun in November of 2022. It covers file activity from December 2020.

The sample used to develop the data for this audit was taken from a loss run of open indemnity cases provided to us by the client. The sample consisted of 50 files, or 17.3% of the total open inventory of indemnity files. The sample is a carefully selected and structured sample rather than a random sample. It is weighted in favor of claims with significant potential and claims containing certain key issues. This is called the "dollar value" sampling technique. We include the work of all the examiners and look at older files and newly opened files in the last 2 years.

Not all audit queries apply to each case in the sample. Some points apply to the beginning stages of a file, while others pertain only to the end. Claims activity during this audit period is the determining factor. Except for historical comparisons, we read but did not consider for audit purposes claims activity occurring prior to December 2020.

This audit was conducted utilizing PRISM audit standards, most of which are common industry standards. A few of these standards did not apply to the claims handling for ACWA Joint Powers Insurance Authority. These standards were either marked as NA (Not Applicable) or were eliminated altogether.

The combined audit score was 98.1%, which is an accomplishment. It is noted that all key areas showed a score of 90% or above. Most of the key areas showed a score of 100%. These claims are obviously being handled extremely proactively by the examiners and are being managed well by the claims manager. There were no noted overall weaknesses in the claims handling at all. The files were documented sufficiently so that it was very easy to determine the status and the history of each of the claims. In these audit reports there is usually a page noting recommendations for areas that need improvement. However, there are no recommendations needed after auditing this program.

Areas showing strong performance are:

Investigating and deciding on claim compensability.

Paying the various workers' compensation benefits accurately and timely.

Reserving sufficient funds to pay each case.

Documented case planning with timely follow up.

Initial employee contact.
























Finalizing the cases.

Examiner and supervisor claim diaries.




Management of litigated files.

Summarized recommendations for further improvement begin on the next page.

Scored Audit Point Score = 98.1%

| AP | Description | Total | Yes % | Percent Bar |
|--------------------------------------|--|-------|-------|--|
| Compensability Determination | | | | |
| 1.1 | Initial Employer Contact | 20 | 100.0 |  |
| Employee Contact | | | | |
| 2.1 | Initial Employee Contact | 18 | 94.4 |  |
| Payments and Fiscal Handling | | | | |
| 3.9 | Timely Payment of Medical Bills | 46 | 100.0 |  |
| 3.11 | Payments Made On Correct Claim | 10 | 100.0 |  |
| Case Review and Documentation | | | | |
| 4.1 | Plan of Action Appropriate | 50 | 100.0 |  |
| 4.2 | Examiner Diaries | 46 | 92.0 |  |
| 4.3 | Supervisor Diaries | 45 | 90.0 |  |
| Medical Treatment | | | | |
| Litigation | | | | |
| 6.1 | Potential Litigation Issues Investigated | 0 | 0.0 | |
| 6.2 | Litigation Management | 21 | 100.0 |  |
| Apportionment and Resolution | | | | |
| 7.1 | Resolution Pursued Timely | 15 | 100.0 |  |
| 7.2 | Correct Settlement Valuation | 15 | 100.0 |  |
| 7.3 | Apportionment Ruled In or Out | 10 | 100.0 |  |
| 7.4 | Apportionment Pursued | 5 | 100.0 |  |
| 7.5 | Member Settlement Authority Request | 2 | 100.0 |  |
| 7.6 | Excess Settlement Authority Request | 0 | 0.0 | |
| 7.8 | Medicare Interests Protected | 0 | 0.0 | |
| Reserve Adequacy | | | | |
| 8.1 | Appropriate Initial Reserves | 24 | 100.0 |  |
| 8.2 | Timely Initial Reserves | 24 | 100.0 |  |
| 8.3 | Reserves Timely and Appropriate | 41 | 100.0 |  |
| 8.4 | Separation of TD/4850 Reserves | 0 | 0.0 | |
| 8.5 | Medical Reserves Per OSIP | 50 | 100.0 |  |
| 8.6 | Life Pension Reserved if Applicable | 0 | 0.0 | |
| 8.7 | Allocated Reserves Accurate | 50 | 100.0 |  |
| Subrogation | | | | |
| 10.1 | Recognition of Subrogation | 6 | 100.0 |  |
| 10.2 | Appropriate Subrogation Follow Up | 8 | 100.0 |  |
| 10.3 | ER Updating Regarding Subrogation | 4 | 100.0 |  |
| 10.4 | Approval to Accept, Waive, Settle | 2 | 100.0 |  |
| 10.5 | Complaint or Lien Filed Timely | 2 | 100.0 |  |
| 10.6 | Pursued to Maximum Recovery | 0 | 0.0 | |

Penalty Summary

| | | | | |
|------------------------------|--|----|-------|--|
| 11.2 | Penalties Coded Correctly | 3 | 100.0 |  |
| Disability Management | | | | |
| 12.1 | Proactive Pursuit of Return to Work | 16 | 100.0 |  |
| 12.2 | Notification of Permanent Restrictions | 4 | 100.0 |  |

C. AUDIT DETAIL

This section contains the details of this audit for: ACWA Joint Powers Insurance Authority. Each area discusses an important group of related points and the subsections offer specifics of narrow points and, finally, findings, a summary and any needed recommendations are offered for the group.

1. **Compensability Determination.**

This audit area concerns the initial decision regarding compensability of the claim at the time it is reported. Usually simple, this issue is sometimes complicated at the outset. The initial decision to accept, delay, or deny a particular claim is an important milestone. Inquiries in this area are also made to see whether adequate background investigation is made, if necessary, and if communication with the relevant department of the employer is established.

1.1 **Initial Employer Contact.**

Initial employer contact is part of the three point contact process. The PRISM standard requires this occur within 3 working days of receipt of the claim and that there be evidence of at least three documented attempts. This initial contact should be substantive and clearly documented in the claim file.

Claims Requiring Initial Employer Contact: 20
 Claims With Timely Initial Employer Contact: 20 (100.0%).

1.2 **Initial Decision.**

The examiner's threshold function is to decide if a workers' compensation claim is to be accepted, delayed, or denied. The PRISM standard requires this determination be made within 14 calendar days of the filing of the claim with the employer. In the event the claim is not received within 14 calendar days the initial decision shall be made within 7 calendar days of receipt of the claim.

Claims Requiring Initial Decision: 24
 Claims With Timely Initial Decision: 24 (100.0%).

1.3 **Indexing.**

All claims shall be reported to the Index Bureau at the time of initial set up and re-indexed on as a needed basis thereafter.

Claims Requiring Indexing: 24
 Claims With Indexing: 24 (100.0%).

1.4 AOE/COE Investigation Needed.

If a decision is made to delay benefits on a claim an investigation shall be initiated within 3 working days of the decision to delay. The investigation should be fully documented with evidence sufficient to justify the actions taken and should show a clear statement of the examiner's thought processes. If the self-insured, defense attorney, or any other source of information was relied upon, then these facts and sources need to be included in the documentation.

Claims Needing AOE/COE Investigation: 10
Claims Investigated Adequately: 10 (100.0%).

1.5 Final Decision Timely Documented.

If an investigation is necessary on a delayed claim, then a final decision whether to accept or deny must be made within 90 calendar days from the date the employer received the claim form.

Claims Requiring Timely Decision: 10
Claims Documented With Timely Decision: 10 (100.0%).

1.6 Findings, Summary and Recommendations.

Initial employer contacts were completed timely on all new claims. All new claims were also indexed. Questionable claims were investigated timely and adequately. Recommendations are not necessary.

2. Employee Contact.

The purpose of this area of inquiry is to learn if the claims examiner makes early telephone contact with each injured worker according to the PRISM standard and whether this telephone contact continues as appropriate.

2.1 Initial Employee Contact.

Initial employee contact is part of the three point contact process. The PRISM standard requires initial contact within 3 working days of receipt of the claim and that there be evidence of at least three documented attempts. This initial contact should be substantive and clearly documented in the claim file. This standard also applies to medical only claims.

Claims In Need of Initial Contact: 18
Claims Showing Initial Contact: 17 (94.4%).

The Exception Is:

- #14927: There was no documented initial 3 day contact with injured employee.

2.2 Employee Contact Continued.

Maintaining employee contact on non-litigated claims with ongoing temporary disability is a widely accepted industry standard. The PRISM standard is that such contact occurs within 3 working days after a scheduled surgery and at a frequency no greater than every 30 days during ongoing temporary disability on claims involving unrepresented injured employees. While assigned nurse case managers maintain employee contact on many cases their role is not a substitute for periodic contact by the examiner.

Claims Needing Continuing Employee Contact: 0
Claims With Continuing Contact: 0 (0.0%).

2.3 Findings, Summary and Recommendations.

Initial employee contacts were made timely on all except one new claim. No recommendations are necessary.

3. Payments and Fiscal Handling.

This area concerns itself with the timeliness and accuracy of benefit payments. Initial indemnity payments and the issuance of the first DWC notice are checked against the timeliness standards of the Administrative Director of the Division of Workers' Compensation. Subsequent indemnity payments and permanent disability payments are also reviewed for timeliness. Medical payments and payments/reimbursements to the injured employee are also reviewed for timeliness. Accuracy of payments are checked through the file balancing procedure and we look at payments to be sure all are made on the correct claim.

3.1 Timeliness of Initial TD and PD Payments.

California administrative regulations require that initial indemnity payments (or notice, in the case of salary continuation) be issued within fourteen calendar days of knowledge of the injury and disability. In the event notification of injury or disability does not occur within 14 calendar days payment shall be made within 7 calendar days of notification.

Claims Requiring Timely Initial TD and PD Payments: 19
Claims With Timely Initial TD and PD Payments: 19 (100%).

The Exception Is:

- #19102: Due to the district reporting the claim late, initial TD payment was paid late. This was not the fault of the examiner. Examiner realized this and paid the self-imposed penalty promptly.

3.2 Subsequent TD and PD Payments.

Subsequent indemnity payments are required to be paid once every two weeks exactly and shall be verified except for established long term disability.

Claims Requiring Subsequent TD and PD Payments: 20
Claims With Timely Subsequent TD and PD Payments: 18 (90.0%).

The Exceptions Are:

- #10206: PD payment from 5/3/2022 - 6/21/2022 was paid late. This was noticed by examiner and self-imposed penalty was paid.
- #15034: TD dated 4/7/2022 - 8/16/2022 was underpaid due to a miscalculation of the wage information. When examiner noticed this, correct TD was paid and so was the self-imposed penalty.

3.3 Undisputed Awards Paid Timely.

Payments on undisputed Awards, Commutations, or Compromise and Release agreements shall be made within 10 working days following receipt of the appropriate document, unless Award indicates payment is due sooner.

Claims With Undisputed Awards: 13

Claims With Undisputed Awards Paid Timely: 13 (100.0%).

3.4 Required Benefit Notices.

California administrative regulations require that a benefit notice be sent within 14 calendar days or concurrently with payment to the injured employee each time an indemnity payment is commenced or terminated. Benefit notices are also required to be sent within 14 days when a claim is delayed for further investigation and upon receipt of a permanent and stationary medical report indicating there is or is not any permanent disability.

Claims Requiring Benefit Notices: 35

Claims With Timely Issued Benefit Notices: 33 (94.3%).

The Exceptions Are:

- #10179: PD advice letter was sent on 9/28/2021, which was not within 14 days of receiving QME report on 9/3/2021.
- #19828: PD advice letter was not sent within 14 days of receiving P&S report. Letter was not sent until rating was received several months later.

3.5 Overpayments.

Overpayments shall be identified and reimbursed timely where appropriate. If necessary, a credit shall be sought as part of any resolution of the claim.

Number of Claims With Overpayments: 0

Claims In Which Overpayment Was Documented: 0 (0.0%).

3.6 File Balancing.

Fiscal handling for indemnity benefits on active cases shall be balanced with appropriate file documentation on a semi-annual basis to verify that

statutory benefits are paid appropriately. Balancing is defined as, “an accounting of the periods and amounts due in comparison with what was actually paid”.

Claims Requiring File Balancing: 0

Claims With Timely File Balancing: 0 (0.0%).

3.7 Timely Employee Reimbursements.

Reimbursements to injured employees shall be made within 15 working days of receipt of the request for reimbursement.

Claims Requiring Employee Reimbursements: 17

Claims With Timely Employee Reimbursements: 17 (100.0%).

3.8 Advance Travel Paid Timely.

Advance travel expense payments shall be issued to the injured worker 10 working days prior to the anticipated date of travel.

Claims Requiring Timely Advanced Travel Payment: 16

Claims With Timely Payment: 15 (93.8%).

The Exception Is:

- #11780: Mileage for travel to PQME has not been paid to employee. Recommend examiner calculate and send mileage with self-imposed penalty.

3.9 Timely Payment of Medical Bills.

Medical treatment billings shall be reviewed for correctness, approval and paid within 60 days of receipt.

Number of Claims With Medical Bills Paid: 46

Number of Claims With Timely Payment of Medical Bills: 46 (100.0%).

3.10 Medical Bill Objection Letters.

A medical bill provider shall be notified in writing within 30 days of receipt of an itemized bill if a medical bill is contested, denied, or incomplete.

Claims Requiring Bill Objection Letters: 14

Claims With Bill Objection Letters: 14 (100.0%).

3.11 Payments Made on Correct Claim.

In cases of multiple losses for the same injured employee, payments shall be made on the appropriate claim file.

Claims Involving Correct Claim Payment: 10

Claims In Which Payment Was Made On Correct Claim: 10 (100.0%).

3.12 Findings, Summary and Recommendations.

Medical bills were paid timely on all claims. Payments were being made on the correct claims in regard to injured employees with more than 1 open claim. All except 3 indemnity payments were completed timely and accurately. There was only 1 mileage payment which was not paid timely. Recommendations are not necessary.

4. Case Review and Documentation.

Examining workers' compensation claims, like any other business activity, should include a plan of action to achieve an explicit result. Without a plan, the claims examiner merely reacts to outside stimuli and the claims administration process breaks down, to the detriment of everyone concerned. Ideally, a plan should be written and include contingencies. This is where tactics are evaluated.

4.1 Plan of Action Appropriate.

The purpose of this inquiry is to learn whether initial case planning took place when the claim was reported to the client from any source and if subsequent planning and tactics are appropriate to the case. Plan of action statements should be updated at the time of examiner diary review.

Claims Requiring a Plan of Action: 50

Claims With a Documented and Appropriate Plan of Action: 50 (100.0%).

4.2 Examiner Diaries.

Examiner diary reviews should occur at intervals not to exceed 45 calendar days on claims not yet settled and not to exceed 90 calendar days on future medical claims.

Claims Requiring a Diary Review: 50

Claims with Consistently Timely Diary Review: 46 (92%).

The Exceptions Are:

- #11780: Examiner diary reviews completed 8/23/2021, 11/5/2021, 2/24/2022, 6/3/2022, and 10/10/2022 were not completed within 45 days of previous diary review.
- #14927: Examiner diary reviews due 1/2021, 5/2022, and 7/2022 were not completed.
- #19105: Examiner diary reviews were not documented between 3/25/2021 and 2/23/2022.
- #19828: Examiner diary reviews due 3/2021, 5/2021, and 7/2021 were not completed timely.

4.3 Supervisor Diaries.

Supervisor diary reviews should occur at intervals not to exceed 120

calendar days on claims not yet settled and not to exceed 180 calendar days on future medical claims.

Claims Requiring a Diary Review: 50

Claims with Consistently Timely Diary Review: 45 (90%).

The Exceptions Are:

- #11686: Supervisor diary review due 9/2021 was not completed timely.
- #13210: Supervisor diary review due 9/2021 was not completed timely.
- #13877: There have been no supervisor diary reviews since 9/10/2021 on FM claim.
- #13888: Supervisor diary review due 4/2022 was not completed timely.
- #14242: Supervisor diary review due 2/2021 was not completed timely. There was more than 6 months between supervisor diary reviews.
- #14837: There were no supervisor diary reviews documented in file.
- #14927: Supervisor diary review dated 7/21/2022 was not completed timely. There was approximately 5 months after the previous diary review.
- #15384: Supervisor diary review dated 7/21/2022 was not completed timely. There was over 4 months between reviews.
- #15844: There was 6 month gap between supervisor diary review dated 12/17/2021 and 6/1/2022.
- #17118: Supervisor diary review due 1/2021 was not completed.
- #18059: There have been no supervisor diary reviews since 1/21/2020.
- #19080: There have been no supervisor diary reviews completed since 7/28/2021.
- #19105: Supervisor diary review due 2/2022 was not completed timely.

4.4 Medical Only Conversion.

All medical only claims shall be reviewed for potential closure or transferred to an indemnity examiner within 90 calendar days following claim creation.

Claims Requiring Conversion: 0

Claims With Timely Conversion: 0 (0.0%).

4.5 Timely Response to Written Inquiries.

All correspondence requiring a written response shall have such response completed and transmitted within 5 working days of receipt.

Claims Requiring Timely Written Response: 24

Claims With Timely Written Response: 24 (100.0%).

4.6 Ongoing Employer Contact.

Ongoing employer contact shall be maintained and documented in the claim file with respect to current issues of importance.

Claims Requiring Ongoing Employer Contact: 32

Claims With Ongoing Employer Contact: 32 (100.0%).

4.7 Findings, Summary and Recommendations.

Plans of action were completed and updated timely on all claims. Examiner diary reviews were consistently timely on all but 4 claims for a score of 92%. While there were 13 claims with late supervisor diary reviews, there were only 5 claims in which there was more than 1 missed or late review. Supervisor diary reviews scored 90%. Both examiners and supervisors review the files regularly. This audit showed that both examiners and supervisors were proactively handling and supervising the claims. Recommendations are not necessary.

5. Medical Treatment.

Medical treatment includes the appropriate use (or lack thereof) of additional cost containment measures such as utilization review and nurse case management services.

5.1 Appropriate Use of UR.

Each Member shall have in place a Utilization Review process as set forth in Labor Code Section 4610.5.

Claims Requiring Appropriate Use of UR: 24
Claims With Appropriate Use of UR : 24 (100.0%).

5.2 Appropriate Use of NCM.

Nurse case managers shall be utilized where appropriate.

Claims Requiring Appropriate Use of NCM: 0
Claims With Appropriate Use of NCM: 0 (0.0%).

5.3 Findings, Summary and Recommendations.

Utilization review was used consistently on claim. No recommendations are necessary.

6. Litigation.

Litigation has a major impact on any self-insured program. Although it affects only a minority of files, it uses a disproportionate amount of time and money. This audit area focuses on litigation issues and management.

6.1 Investigation of Potential Litigation Issues.

Investigation of issues identified as material to potential litigation shall be promptly initiated. The Member shall be alerted to the need for said investigation and consult with an acceptable outside investigator when such is needed. The Member shall be kept informed of the scope and results of the investigation.

Claims Requiring Investigation of Litigation Issues: 0

Claims With Adequate Investigation of Litigation Issues: 0 (0.0%).

6.2 Litigation Management.

The Member shall be advised when it is deemed appropriate to assign defense counsel. Defense counsel assigned shall be from a list approved by the Member. Initial referral and ongoing litigation management shall be timely and appropriate. The third party administrator or self-administered entity shall maintain control of litigation as related to ongoing claim activities.

Claims Requiring Litigation Management: 21

Claims With Appropriate Litigation Management: 21 (100.0%).

6.3 Communication With Employer on Litigated Claims.

The third party administrator or self-administered entity shall keep the appropriate Member personnel fully advised of ongoing litigation issues. Knowledgeable Member personnel shall be involved in the preparation for medical examinations and trial, when appropriate or deemed necessary, so that all material evidence and witnesses are utilized to obtain a favorable result for the defense.

Number of Claims Requiring Communication: 21

Number of Claims With Adequate Communication: 21 (100.0%).

6.4 Findings, Summary and Recommendations.

Litigated claims were managed effectively. There are no recommendations needed.

7. Apportionment, Resolution of Claim and Settlement Authority.

This area is probably the most important to any claims operation. It is essential to conclude every case at the earliest possible moment. This requires not only a high examiner energy level but also a case load appropriate to the claims examiner's experience and expertise to know what to do next and how to do it. It is in the interest of all parties to move cases toward resolution as quickly as possible. No case ever gets better by being aged or ignored.

Workers' compensation files that are not disposed of with all due speed can be ranked as follows: 1) those that are not being handled proactively but with no apparent ill effect by the time of this audit; 2) those in which the delays have resulted in an ill effect; and 3) those where the ill effect is workers' compensation benefits being paid needlessly.

7.1 Resolution Pursued Timely.

Within 10 working days of receiving medical information that a claim can be finalized; the claims examiner shall commence appropriate action to do so.

Claims Requiring Timely Resolution: 15
Claims With Timely Resolution: 15 (100.0%).

7.2 Correct Settlement Valuation.

Here we measure the examiner's technical and tactical evaluation of the settlement value of each case that was or is in the finalization stages. Settlement value shall be documented appropriately utilizing all relevant information.

Number of Claims With Settlement Evaluation: 15
Number of Claims Evaluated Correctly: 15 (100.0%).

7.3 Apportionment Ruled In or Out.

Each claim file shall be documented that apportionment has been ruled in or out.

Claims Requiring Apportionment Ruled In or Out: 10
Claims With Documentation of Ruled In or Out: 10 (100.0%).

7.4 Apportionment Pursued.

If potential apportionment is identified, all efforts to reduce exposure shall

be pursued.

Number of Claims With Apportionment: 5

Claims In Which Apportionment Adequately Pursued: 5 (100.0%).

7.5 Member Settlement Authority Request.

Settlement authorization shall be obtained from the Member on all settlements or stipulations in excess of the settlement authority provided by the Member.

Claims Requiring Member Settlement Authority Request: 2

Claims With Timely Member Settlement Authority Request: 2 (100.0%).

7.6 Excess Settlement Authority Request.

No agreement shall be authorized involving liability, or potential liability of excess insurance. The Member shall be notified of any settlement request submitted to excess.

Claims Requiring Excess Settlement Authority: 0

Claims with Timely Excess Settlement Authority Request: 0 (0.0%).

7.7 Proof of Settlement Authority.

Proof of settlement authority shall be maintained in the claim file.

Claims Requiring Proof of Settlement Authority: 2

Claims With Proof of Settlement Authority: 2 (100.0%).

7.8 Medicare Interests Protected.

Medicare eligibility shall be documented in the claim file at the time of settlement evaluation.

Claims Requiring Medicare Inquiry: 0

Claims With Documented Medicare Inquiry: 0 (0.0%).

7.9 Findings, Summary and Recommendations.

Claim resolution was timely and consistent on all applicable claims.

Permanent disability was rated correctly on all applicable claims.

Settlement valuation and apportionment audit points all scored 100%.

Recommendations are not necessary.

8. Reserve Adequacy.

Reserve adequacy is a key area. The self-insured entity wants to know and understand what its total liability is at any given time. Reserving may seem subjective but an experienced examiner can, during any given fiscal year, set case-based aggregate reserves that will still be adequate (within a few percentage points) years later. Most individual cases will close with total costs below the reserve, but many cases will need to have their reserves sharply increased from the initial amounts. Done correctly over the years, decreases in reserves and salvage on closing will offset the increases, leaving the original fiscal year aggregate accurate.

8.1 Appropriate Initial Reserves.

Reserves created at the time the case is first opened should be adequate based on the information then available in the file. A properly trained examiner will recognize the gravity of a loss as the file is created and establish initial reserves for the most probable case value.

Claims Requiring Appropriate Initial Reserves: 24
Claims With Appropriate Initial Reserves: 24 (100.0%).

8.2 Timely Initial Reserves.

The initial reserve shall be posted to the claim within 14 calendar days of receipt of the claim.

Claims Requiring Timely Initial Reserves: 24
Claims With Timely Initial Reserves: 24 (100.0%).

8.3 Reserves Revised Timely and Appropriately.

New information is constantly received into the file and it often impacts the reserves. Here we see if the examiner reacted to the new information by addressing reserve adequacy in a timely fashion. Permanent disability exposure shall include life pension if applicable. Future medical claims shall be reserved in compliance with SIP regulation 15300 allowing adjustment for reductions in the approved medical fee schedule, undisputed utilization review, medically documented non-recurring treatment costs and medically documented reductions in life expectancy. Allocated expense reserves shall include cost containment, legal, investigation, copy service and other related fees.

Claims Requiring Timely and Appropriate Reserve Revisions: 41
Claims With Timely and Appropriate Reserve Revisions: 41 (100.0%).

8.4 Separation of TD/4850 Reserves.

Indemnity reserves shall reflect actual temporary disability exposure with LC4850 differential listed separately.

Claims Requiring Separation of TD/4850 Reserves: 0

Claims With Separation of TD/4850 Reserves: 0 (0.0%).

8.5 Medical Reserves Consistent With OSIP.

Medical reserves shall be adjusted in accordance with OSIP regulations.

Claims Requiring Medical Reserves Consistent With OSIP: 50

Claims With Medical Reserves Consistent With OSIP: 50 (100.0%).

8.6 Life Pension Reserved if Applicable.

Permanent disability exposure shall include life pension reserve if appropriate.

Number of Claims Requiring a Life Pension Reserve: 0

Number of Claims With an Appropriate Life Pension Reserve: 0 (0.0%).

8.7 Allocated Reserves Accurate.

Allocated expense reserves shall include medical cost containment, legal, investigation, copy service and other related fees.

Number of Claims Requiring Allocated Reserves: 50

Number of Claims With Accurate Allocated Reserves: 50 (100.0%).

8.8 Findings, Summary and Recommendations.

All new claims were reserved timely with appropriate reserves. Ongoing reserve revisions were completed timely and reflected the most probable outcome on all 50 claims. Recommendations are not necessary.

9. Excess Insurance.

This area looks at the timeliness of initial excess reporting, subsequent excess reporting and excess reimbursement requests.

9.1 Initial Excess Reporting.

The basis for this query is the common reinsurance reporting requirements, usually when aggregate reserves reach 50% of the self-insured retention; the actual excess insurance policies covering these claims were not examined. Claims shall be reported within 5 working days of the day on which it is known the reporting criterion is met.

Claims Requiring Initial Reporting: 0
Claims Reported Timely: 0 (0.0%).

9.2 Subsequent Excess Reporting.

Subsequent excess reports shall be transmitted on a quarterly basis on all claims not yet settled and on a semi-annual basis on all future medical claims or sooner if claim activity warrants, or at such other intervals.

Number of Subsequent Excess Reports Required: 0
Number of Timely Subsequent Excess Reports: 0 (0.0%).

9.3 Excess Reimbursement Requests.

Reimbursement requests should be submitted in accordance with PRISM reporting and reimbursement procedures on a quarterly or semi-annual basis depending on claims payment activity. Excess claim reporting and reimbursement procedures available through the PRISM website should be utilized.

Claims Requiring Reimbursement: 0
Claims With Timely Reimbursement Requests: 0 (0.0%).

9.4 Copy of Award Sent to Excess.

A copy of settlement documents not previously sent shall be sent to excess.

Claims Requiring Award to be Sent: 0
Claims In Which Award Was Sent: 0 (0.0%).

9.5 Closing Report Sent to Excess.

Upon the closing of a claim previously reported to excess a final report shall be sent.

Claims Requiring Closing Report to be Sent: 0

Claims In Which Closing Report Was Sent: 0 (0.0%).

9.6 Findings, Summary and Recommendations.

There were no excess reportable claims in the audit .

10. Subrogation.

Subrogation is an important issue. This area usually involves few files but is unique in that it allows the administrator to recover some of the clients' funds. It is another indicator of the depth of the claims examiner's knowledge and skills.

10.1 Recognition of Subrogation.

In all cases where a third party (other than a Member employee or agent) is responsible for the injury to the employee, attempts to obtain information regarding the identity of the responsible party shall be made within 14 calendar days of recognition of subrogation potential. Once identified, the third party shall be contacted within 14 calendar days with notification of the Member's right to subrogation and the recovery of certain claim expenses.

Number of Claims Recognized for Potential Subrogation: 6
Actual Subrogation Cases With Timely Initial Action: 6 (100.0%).

10.2 Appropriate Subrogation Follow Up.

Periodic contact shall be made with the responsible party and/or insurer to provide notification of the amount of the estimated recovery to which the Member shall be entitled. The file shall be monitored to determine the need to file a complaint in civil court to preserve the statute of limitations.

Actual Subrogation Cases: 8
Subrogation Cases With Appropriate Follow Up: 8 (100.0%).

10.3 Employer Communication Regarding Subrogation.

If the injured worker brings a civil action against the party responsible for the injury, the claims administrator shall consult with the Member about the value of the subrogation claim and other considerations.

Number of Claims With Active Subrogation: 4
Number of Claims With Adequate ER Communication: 4 (100.0%).

10.4 Approval to Accept, Waive, Settle Subrogation.

Member approval is required to waive pursuit of subrogation or agree to a settlement of a third party recovery.

Claims Requiring Approval to Accept, Waive, Settle: 2
Claims With Approval to Accept, Waive, Settle: 2 (100.0%).

10.5 Complaint or Lien Filed Timely.

Member authorization shall be obtained to assign subrogation counsel in order to file a lien or Complaint in Intervention in the civil action.

Claims Requiring Timely Filing of Complaint or Lien: 2
Claims With Timely Filing of Complaint or Lien: 2 (100.0%).

10.6 Subrogation Pursued to Maximum Recovery.

Maximum recovery of benefits paid should be pursued, along with assertion of credit against the injured worker's net recovery for future benefit payments.

Claims Requiring Pursuit to Maximum Recovery: 0
Claims With Maximum Recovery: 0 (0.0%).

10.7 Findings, Summary and Recommendations.

There were 8 claims in the audit sample requiring subrogation. Subrogation was recognized timely on the 6 applicable new claims. The examiners reviewed consistently all 8 of the claims requiring follow up on the subrogation issues. Complaints or liens were filed timely to protect the statute of limitations on the 2 applicable claims. Recommendations are not needed.

11. Penalty Summary.

This audit area is a review of any claims that fall into the penalty provisions of the Labor Code or Division of Workers' Compensation Rules and Regulations.

11.1 Self Imposed Penalty Paid if Required.

This penalty is required by the Rules and Regulations for any late indemnity payment. The penalty to be paid is 10% of the total amount of indemnity that is paid late and clearly identified as a penalty payment.

Claims Requiring Self Imposed Penalty: 3

Claims In Which Self Imposed Penalty Was Paid: 3 (100.0%).

11.2 Self Imposed Penalties Coded Correctly.

Penalties shall be coded so as to be identified as a penalty payment. If the Member utilizes a third party administrator, the Member shall be advised of the assessment of any penalty for the delayed amount and the reason thereof. The Member contract with the administrator shall specify who is responsible for specific penalties.

Claims In Which Self Imposed Penalty Was Paid: 3

Claims In Which Self Imposed Penalty Was Correctly Coded: 3 (100.0%).

11.3 Penalty Reimbursements to Members.

The third party administrator shall have a plan in place to reimburse the member for any penalties that are the fault of the administrator on a monthly basis or any other periodic basis agreed to by the Member.

Claims Requiring Penalty Reimbursements: 0

Claims With Documented Penalty Reimbursements: 0 (0.0%).

11.4 Findings, Summary and Recommendations.

There were 3 late indemnity payments which required the payment of a self-imposed penalty. The penalties were calculated correctly and paid on all 3 of the claims. Recommendations are not necessary.

12. Disability Management.

This section looks at communications between the third party administrator and Member regarding return to work and permanent restrictions in the event of permanent disability.

12.1 Proactive Pursuit of Return to Work.

The administrator shall work proactively to obtain work restrictions and/or a release to full duty on all cases. The administrator shall notify the designated Member representative immediately upon receipt of temporary work restrictions or a release to full duty, and work with the Member to establish a return to work as soon as possible. Failing any needed response within 20 calendar days the administrator shall follow up with the designated Member representative.

Claims Where Proactive Pursuit of Return to Work Needed: 16
Claims Where Proactive Return To Work Occurred: 16 (100.0%).

12.2 Member Notified of Permanent Restrictions.

The administrator shall notify the designated Member immediately upon receipt of an employee's permanent work restrictions so that the Member can determine the availability of alternative, modified or regular work.

Claims With Permanent Restrictions: 4
Claims With Timely Notification of Permanent Restrictions: 4 (100.0%).

12.3 Findings, Summary, and Recommendations.

Return to work was proactively pursued on all applicable claims. Notification of permanent restrictions was completed on the needed claims. There are no recommendations.

ACWA JPIA
Request to Remove Liability Exclusion I
for Moulton Niguel Water District
January 31, 2023

BACKGROUND

Moulton Niguel Water District (MNWD) owns an Advanced Wastewater Treatment (AWT) facility located on the site of the Joint Regional Wastewater Reclamation and Sludge Solids Handling Facility (JRTP) currently owned by South Orange County Wastewater Authority (SOCWA). SOCWA has been the operator for the MNWD AWT facility since 1992.

In 1991, the JPIA received a claim alleging noxious fumes produced from the Joint Regional Treatment Plant. As a result, the JPIA adopted a liability coverage exclusion for any and all claims related to SOCWA operations of the wastewater treatment plant (Liability Exclusion I) effective October 1, 1992. The property damage paid was \$50,000 plus expenses.

CURRENT SITUATION

As of November 1, 2022, MNWD resumed operation of its AWT facility, and entered into a Cooperative Agreement with SOCWA, which requires MNWD to name SOCWA as an additional covered party for liability. The AWT facilities are scheduled on MNWD's property schedule. This facility only involves tertiary treatment of wastewater.

MNWD is requesting liability coverage for its AWT facility operations, which necessitates the removal of the current liability exclusion.

RISK MANAGEMENT

Risk Management Advisors: Peter Kuchinsky II/Andrew Corral
Date of Assessment: January 5, 2023

A liability risk assessment was conducted in accordance with the JPIA's Commitment to Excellence (C2E) Program, JPIA best practices, occupational safety and health standards, and consensus with public agency loss control methods

The AWT and SOCWA Joint Regional Treatment Plant (JRTP) operations are under the jurisdiction of the South Coast Air Quality Management District for air quality, public nuisance, and odor control, with the facilities subject to regular inspections and Notice of Violations (NOVs) for non-compliance. Since 1991, there have been 17 Notices of Violations issued to SOCWA related to the AWT and JRTP operations.

- 1991 – 9 NOVs related to Public Nuisance and Odor Control
- 1992 – 2 NOVs related to Equipment Operation and Permits
- 1995 – 4 NOVs related to Waste Treatment/Disposal

- 2012 – 1 NOV related to Permit to Operate Equipment
- 2019 – 1 NOV related to Failure to Test Equipment every five years

All NOVs previously issued are closed. The two NOVs in the last ten years were related to equipment testing and permitting.

During the risk assessment visit measures, equipment and processes that are in place to prevent similar types of occurrences were reviewed closely and included: treatment processes that may generate odors, equipment in place to control odors, and odor control and reporting process for the public.

Solutions by SOCWA for odor control involve several methods: providing covers to prevent odor release into the open atmosphere, selecting the appropriate media for odor control, installing air scrubbers that are specifically engineered for pump stations and similar wastewater treatment areas, and providing ongoing, complimentary chemical analysis and air monitoring to ensure continuous odor elimination.

The JPIA covers several members with wastewater treatment plants as part of their operations, with eight members in the Southern California region similar to the JRTP and AWT facilities. Several of these operations are near residential housing. Review of the JPIA's claim history for the last ten years showed no significant claims found related to public nuisance, odor control or fumes.

RECOMMENDATION

That the Executive Committee approve deletion of the Liability Exclusion I and grant liability coverage for Moulton Niguel Water District's Advanced Wastewater Treatment Facilities effective February 1, 2023.

ADDENDUM
to the
Memorandum of Liability Coverage

for the

**ASSOCIATION OF CALIFORNIA WATER AGENCIES
JOINT POWERS INSURANCE AUTHORITY**

COVERAGE PERIOD: 10/01/22 - 10/01/23

EFFECTIVE DATE: 10/01/22

ADDENDUM: I

As consideration for, and as a condition of, the ACWA JPIA's acceptance of the Moulton Niguel Water District (hereinafter "Moulton Niguel") in the ACWA JPIA Liability Program, it is expressly understood and agreed by Moulton Niguel and the ACWA JPIA that the ACWA JPIA Memorandum of Liability Coverage will not respond to, and the ACWA JPIA will have no obligation to defend or to indemnify Moulton Niguel, or any of Moulton Niguel's directors, officers, employees, agents, or volunteers, or the successors or assigns of any of them, against any claim or claims arising out of any maintenance or operations at the Moulton Niguel Regional Wastewater Treatment, Reclamation and Solids Handling Facility, including but not limited to, any maintenance or operations to that facility on behalf of or in conjunction with the South Orange County Wastewater Authority.

It is the intention of Moulton Niguel and the ACWA JPIA that any and all past, present, and/or future claims for bodily injury, property damage, errors & omissions, personal injury or any other type of injury or damage to person or property, or for any other legal or equitable remedy arising out of any maintenance or operations at the Moulton Niguel Regional Wastewater Treatment, Reclamation and Solids Handling Facility, including but not limited to, any maintenance or operations to that facility on behalf of or in conjunction with the South Orange County Wastewater Authority shall not be covered in any respect under the ACWA JPIA Memorandum of Liability Coverage, irrespective of what legal theory or factual basis is alleged in support of any such claim. It is also understood and agreed that the ACWA JPIA shall have no duty to defend any such claim, even if such claim is brought in conjunction with other, potentially covered claims.

CONTINUED ON PAGE 2

initial

In the event that, irrespective of the terms of this "ADDENDUM: I" and the parties intention to thereby exclude coverage as hereinabove set forth, the ACWA JPIA is required to incur any expense responding to any such claim, Moulton Niguel will promptly, upon demand, defend and indemnify the ACWA JPIA against, and hold the ACWA JPIA harmless from, any and all such claims, demands, and/or expenses.

Accepted by: _____ Date: _____
(Moulton Niguel Water District Authorized Representative)

Accepted by: Walt A. Scott Date: September 29, 2022
(ACWA JPIA Authorized Representative)



PERSONNEL COMMITTEE MEETING

AGENDA

MESA WATER DISTRICT
 1965 PLACENTIA AVENUE
 COSTA MESA, CA 92627

Monday, January 23, 2023, 2:00 PM

WELCOME

CALL TO ORDER AND ANNOUNCEMENT OF QUORUM

EVACUATION PROCEDURES

PUBLIC COMMENT Members of the public will be allowed to address the Personnel Committee on any agenda item prior to the Committee's decision on the item. They will also be allowed to comment on any issues that they wish which may or may not be on the agenda. If anyone present wishes to be heard, please let the Chair know.

INTRODUCTIONS

ADDITIONS TO OR DELETIONS FROM THE AGENDA

| <u>Presenter</u> | | <u>Page#</u> |
|------------------|---|--------------|
| McDonald | * I. Approve the meeting minutes of September 21, 2022 | 4 |
| Sells | * II. Review Goals and Objectives. | 7 |
| Slaven | * III. Review staffing status. | 8 |
| Slaven | * IV. Review and take action on the new Salary Schedule. | 24 |
| Slaven | * V. Update on Employee Engagement Team Survey proposals. | 26 |
| Slaven | * VI. Review staffing activities. | 27 |
| Sells | * VII. CEO Update | 28 |

Preliminary Agenda issued: January 9, 2023
 Final Agenda issued: January 12, 2023

McDonald

* VIII. Discuss next meeting date: June 8, 2023.

29

ADJOURN

*Related items enclosed.

Americans With Disabilities Act – *The ACWA JPIA conforms to the protections and prohibitions contained in Section 202 of the Americans with Disabilities Act of 1990 and the Federal Rules and Regulations adopted in implementation thereof. A request for disability-related modification or accommodation, in order to participate in a public meeting of the ACWA JPIA, shall be made to: Patricia Slaven, Director of Human Resources and Administration, ACWA JPIA, P.O. Box 619082, Roseville, CA 95661-9082; telephone (916) 786-5742. ACWA JPIA’s normal business hours are Monday – Friday, 7:30 a.m. to 4:30 p.m. (Government Code Section 54954.2, subdivision. (a)(1).)*

Written materials relating to an item on this Agenda that are distributed to the ACWA JPIA Personnel Committee within 72 hours before it is to consider the item at its regularly scheduled meeting will be made available for public inspection at ACWA JPIA, 2100 Professional Drive, Roseville, CA 95661-3700; telephone (916) 786-5742. ACWA JPIA’s normal business hours are Monday – Friday, 7:30 a.m. to 4:30 p.m.



YOUR BEST PROTECTION

RISK MANAGEMENT COMMITTEE MEETING

AGENDA

JPIA Executive Conference Room
2100 Professional Drive, Roseville, CA 95661
(800) 231-5742 - WWW.ACWAJPIA.COM

Monday, January 30, 2023, 2:00 P.M.

Zoom Link Meeting ID: 661 516 2566; Password: 1234; Telephone No.: 1 (669) 900-6833
This meeting shall consist of a simultaneous Zoom teleconference at the ACWA JPIA, 2100 Professional Drive, Roseville, CA 95661 and the following remote sites:

- Cota
- Gonzalez
- Kuhn

WELCOME

CALL TO ORDER AND ANNOUNCEMENT OF QUORUM

ANNOUNCEMENT RECORDING OF MEETING This meeting may be recorded to assist in preparation of minutes. Recordings will only be kept 30 days following the meeting, as mandated by the California Brown Act.

EVACUATION PROCEDURES

PUBLIC COMMENT Members of the public will be allowed to address the Risk Management Committee on any agenda item prior to the Committee's decision on the item. They will also be allowed to comment on any issues that they wish which may or may not be on the agenda. If anyone present wishes to be heard, please let the Chair know.

INTRODUCTIONS

ADDITIONS TO OR DELETIONS FROM THE AGENDA

Presenter

Page#

I. CONSENT AGENDA

Bockmiller

- * A. Approve the minutes of the meeting of January 31, 2022.
- B. Report on meetings attended on behalf of the JPIA.

4

II. RISK CONTROL DEPARTMENT UPDATE

| | | |
|----------------|--|----|
| Flint | * A. Report on Risk Control Department 2021/22 Fiscal Year Summary. | 9 |
| Flint | B. Review Summary Analysis of 2021/22 Risk Assessment Focus Areas. | 13 |
| Flint/Advisors | * C. Report on 2022/23 Risk Assessment Focus Areas. | 14 |
| Flint/Advisors | * D. Report on Commitment to Excellence Program Ergonomic/Falls Prevention Loss Reduction Focus – FIT Pilot Program. | 21 |
| Cota | * E. Member Loss Review. | 32 |
| Watkins | * F. Review and make recommendation on the Recreation and Special Events Policy. | 34 |

III. ADMINISTRATION/TRAINING

| | | |
|----------|-----------------------|----|
| Crawford | * A. Training Update. | 53 |
|----------|-----------------------|----|

IV. LOSS REPORTS

| | | |
|-------|--|----|
| Sells | * A. Review Claims Analysis for Liability, Property, and Workers’ Compensation Programs. | 57 |
|-------|--|----|

V. UPCOMING MEETINGS

| | | |
|------------|--|--|
| Bockmiller | A. There are no additional meetings scheduled for the remainder of the year. | |
|------------|--|--|

ADJOURN

*Related items enclosed.

Americans With Disabilities Act – *The JPIA conforms to the protections and prohibitions contained in Section 202 of the Americans with Disabilities Act of 1990 and the Federal Rules and Regulations adopted in implementation thereof. A request for disability-related modification or accommodation, to participate in a public meeting of the JPIA, shall be made to: Terry Lofing, Administrative Assistant III, ACWA JPIA, PO Box 619082, Roseville, CA 95661-9082; telephone (916) 786-5742. The JPIA’s normal business hours are Monday – Friday, 7:30 a.m. to 4:30 p.m. (Government Code Section 54954.2, subdivision. (a)(1).)*

Written materials relating to an item on this Agenda that are distributed to the JPIA’s Risk Management Committee within 72 hours before it is to consider the item at its regularly scheduled meeting will be made available for public inspection at ACWA JPIA, 2100 Professional Drive, Roseville, CA 95661-3700, telephone (916) 786-5742. The JPIA’s normal business hours are Monday – Friday, 7:30 a.m. to 4:30 p.m.

ACWA JPIA
CEO and Directors Update
January 31, 2023

BACKGROUND

This is a standing item on Executive Committee agendas.

CURRENT SITUATION

The JPIA's Chief Executive Officer and Directors will update the Executive Committee on relevant current issues, progress on the current Goals & Objectives, and potential future opportunities and challenges.

- JPIA office update
- Directors' update

RECOMMENDATION

None, informational only.

ACWA JPIA
General Counsel Report
January 31, 2023

BACKGROUND

This is a standing item on Executive Committee agendas.

CURRENT SITUATION

The JPIA's General Counsel, Robert Greenfield, will update the Executive Committee on new legislation or case law which may have an impact on the JPIA. In addition, Counsel will provide an update of coverage denials since the last report:

1. Using Reply All option may inadvertently result in a Brown Act violation.
2. AB 361 in effect until February 28, 2023.
3. AB 2449 Rules for a remote meeting.
4. Third Party Litigation Financing.

RECOMMENDATION

None, informational only.

ACWA JPIA MEETINGS & CONFERENCE CALENDAR – 2023

| MEETING DATES | BOARD OF DIRECTORS | EXECUTIVE | PERSONNEL | FINANCE & AUDIT | PROGRAMS | | | | RISK MGMT | CWIF |
|---|--------------------|-----------|-----------------------|-----------------|---------------|-----------|----------|-----------|-----------|-----------------|
| | | | | | Emp. Benefits | Liability | Property | Work Comp | | |
| JAN 23 | | | 2:00 PM COSTA MESA | | | | | | | |
| JAN 30 | | | | | | | | 2:00 PM | | |
| JAN 31 | | 8:00 AM | | | | | | | | |
| MAR 22 | | | | 1:00 PM | | 3:00 PM | | | | |
| MAR 23 | | 8:00 AM | | | | | | | | |
| APR 26 | | | | | 8:30 AM | | | | | |
| MAY 8 | 1:30 PM | 10:15 AM | | | | | | 8:30 AM | | |
| MAY 9-11 ACWA SPRING CONFERENCE – MONTEREY | | | | | | | | | | |
| MAY 25 | | | | | | | | | | 9:00 AM UTAH |
| JUNE 8 | | | 11:00 AM | | | | | | | |
| JUNE 14-15 EXECUTIVE COMMITTEE ONBOARDING MEETING | | | | | | | | | | |
| JUNE 28 | | | | | | | | 3:00 PM | 1:00 PM | |
| JUNE 29 | | 8:00 AM | | | | | | | | 1:00 PM |
| JULY 26 | | | | | | | 2:15 PM | 12:30 PM | | |
| JULY 27 | | 8:00 AM | | | | | | | | |
| SEPT 6 | | | 11:00 AM | | | | | | | |
| SEPT 27 | | | | 3:00 PM | | | | 1:00 PM | | |
| SEPT 28 | | 8:00 AM | | | | | | | | 1:00 PM |
| OCT 25 | | 8:30 AM | | | | | | | | |
| NOV 27 | 1:30 PM | 10:15 AM | | | | | | | | |
| NOV 28 | | | | | | | | | | 8:30 AM |
| ACWA FALL CONFERENCE – NOVEMBER 29 – DECEMBER 1 – INDIAN WELLS | | | | | | | | | | |

- CICA Conference, Rancho Mirage – March 5-7, 2023
- AGRiP Governance Conference, Orlando, FL – March 5-8, 2023
- CAJPA Conference, Lake Tahoe – September 12-14, 2023

RETROSPECTIVE PREMIUM ADJUSTMENTS (RPA) SCHEDULE
SEPTEMBER 30, 2022

| <u>LIABILITY</u> | Cat Fund | RPA Costs | Deposit Prem's | Prior RPA (Due to) From | Current RPA (Due to) From | Est. Refund Dates |
|------------------|-------------------|--------------------|--------------------|----------------------------|------------------------------|----------------------|
| Prior Years | \$ 30,295,902 | \$ 262,409,446 | \$ 293,836,442 | \$ (31,452,156) | \$ 7,760 | March 2023 |
| 10/1/10-11 | 1,620,467 | 13,546,396 | 16,204,671 | (2,736,741) | 78,467 | March 2023 |
| 10/1/11-12 | 1,646,218 | 16,331,948 | 16,458,664 | (128,488) | 1,772 | March 2023 |
| 10/1/12-13 | 472,772 | 10,336,561 | 16,683,953 | (6,341,044) | (6,347) | March 2023 |
| 10/1/13-14 | 0 | 13,506,173 | 16,340,128 | (2,838,279) | 4,323 | March 2023 |
| 10/1/14-15 | 0 | 12,349,564 | 15,113,236 | (2,555,943) | (207,729) | March 2023 |
| 10/1/15-16 | 0 | 14,731,247 | 15,308,749 | (390,165) | (187,338) | March 2023 |
| 10/1/16-17 | 0 | 15,839,479 | 16,137,595 | (3,822,155) | 3,524,039 | March 2023 |
| 10/1/17-18 | 0 | 16,322,762 | 17,967,791 | 0 | (1,645,029) | March 2023 |
| 10/1/18-19 | 0 | 22,617,412 | 18,051,911 | 0 | 4,565,501 | March 2023 |
| 10/1/19-20 | 0 | 23,527,497 | 19,757,978 | 0 | 3,769,518 | March 2024 |
| 10/1/20-21 | 0 | 19,602,989 | 21,825,860 | 0 | (2,222,871) | March 2025 |
| 10/1/21-22 | 0 | 25,165,593 | 21,860,790 | 0 | 3,304,802 | March 2026 |
| TOTALS | 34,035,359 | 466,287,067 | 505,547,770 | (50,264,971) | 10,986,868 | |

| <u>PROPERTY</u> | Natural Disaster | RPA Costs | Deposit Prem's | Prior RPA | Current RPA |
|-----------------|------------------|-------------|----------------|--------------|-------------|
| Policy Year | Fund | | | | |
| 4/1/15-16 | 500,000 | 4,496,233 | 4,991,249 | (497,539) | 2,523 |
| 4/1/16-17 | 500,000 | 5,066,638 | 5,207,693 | 0 | (141,055) |
| 4/1/17-18 | 500,000 | 4,439,809 | 5,663,519 | 0 | (1,223,710) |
| 4/1/18-6/30/19 | 500,000 | 7,539,759 | 5,872,480 | 0 | 1,667,279 |
| 7/1/19-20 | 0 | 9,252,222 | 6,817,047 | 0 | 2,435,176 |
| 7/1/20-21 | 0 | 10,745,802 | 8,429,715 | 0 | 2,316,086 |
| 7/1/21-22 | 0 | 11,112,032 | 10,375,501 | 0 | 736,531 |
| 7/1/22-23 | 0 | 2,983,503 | 3,341,750 | 0 | (358,248) |
| TOTALS | 2,000,000 | 114,593,876 | 125,662,058 | (16,482,477) | 5,414,295 |

WORKERS' COMP

| Policy Year | Cat Fund | RPA Costs | Deposit Prem's | Prior RPA | Current RPA |
|---------------|----------------------|-----------------------|-----------------------|------------------------|------------------------|
| Prior Years | 1,933,529 | 24,523,218 | 24,528,546 | (54,845) | 49,517 |
| 7/1/99-00 | 287,633 | 3,388,513 | 2,876,330 | 512,183 | 0 |
| 7/1/00-01 | 345,395 | 5,999,217 | 3,453,944 | 2,534,386 | 10,888 |
| 7/1/01-02 | 476,437 | 6,154,137 | 4,764,369 | 1,384,896 | 4,872 |
| 7/1/02-03 | 826,634 | 8,012,788 | 8,266,345 | (225,270) | (28,287) |
| 7/1/03-04 | 1,187,121 | 9,010,685 | 11,871,214 | (2,974,072) | 113,543 |
| 7/1/04-05 | 1,424,085 | 7,892,460 | 14,240,849 | (6,293,953) | (54,435) |
| 7/1/05-06 | 1,419,640 | 7,772,682 | 14,196,396 | (6,428,137) | 4,423 |
| 7/1/06-07 | 1,248,939 | 5,454,524 | 12,489,395 | (7,033,126) | (1,745) |
| 7/1/07-08 | 1,025,858 | 9,287,477 | 10,258,577 | (1,005,849) | 34,749 |
| 7/1/08-09 | 0 | 10,710,660 | 9,289,962 | 1,414,958 | 5,740 |
| 7/1/09-10 | 920,200 | 9,017,919 | 9,202,000 | (186,053) | 1,971 |
| 7/1/10-11 | 1,037,704 | 9,657,147 | 10,371,251 | (625,012) | (89,093) |
| 7/1/11-12 | 559,306 | 9,253,619 | 11,377,298 | (2,204,568) | 80,889 |
| 7/1/12-13 | 727,565 | 12,328,704 | 12,025,072 | 249,646 | 53,985 |
| 7/1/13-14 | 0 | 7,507,318 | 12,127,621 | (4,756,967) | 136,664 |
| 7/1/14-15 | 0 | 8,384,307 | 11,982,323 | (3,310,701) | (287,316) |
| 7/1/15-16 | 0 | 5,380,334 | 12,209,144 | (6,601,076) | (227,733) |
| 7/1/16-17 | 0 | 6,767,886 | 12,389,670 | (5,379,097) | (242,687) |
| 7/1/17-18 | 0 | 6,848,014 | 12,447,749 | (5,416,639) | (183,096) |
| 7/1/18-19 | 0 | 6,692,503 | 12,993,113 | 0 | (6,300,610) |
| 7/1/19-20 | 0 | 8,655,841 | 13,906,923 | 0 | (5,251,081) |
| 7/1/20-21 | 0 | 8,297,762 | 13,305,955 | 0 | (5,008,194) |
| 7/1/21-22 | 0 | 7,408,751 | 13,715,817 | 0 | (6,307,065) |
| 7/1/22-23 | 0 | 2,072,517 | 3,000,000 | 0 | (927,483) |
| TOTALS | \$ 13,420,047 | \$ 206,478,984 | \$ 277,289,862 | \$ (46,399,296) | \$ (24,411,583) |

4

ACWA JPIA
RSF Report
September 30, 2022
Member Refunds

| Member | JID | Refunds | Amount Due |
|------------------------------------|------|---------------|------------|
| Sweetwater Authority | S015 | \$ 165,147.12 | - |
| Las Virgenes MWD | L016 | 142,774.15 | - |
| Solano ID | S008 | 125,719.19 | - |
| San Luis & Delta-Mendota | S041 | 95,754.79 | - |
| Kaweah Delta WCD | K008 | 93,176.52 | - |
| Vallecitos Water District | S024 | 67,082.14 | - |
| Alta Irrigation District | A005 | 63,660.67 | - |
| Antelope Vly-East Kern WA | A003 | 57,335.81 | - |
| Mission Springs WD | D003 | 44,869.87 | - |
| Amador WA | A007 | 44,713.58 | - |
| East Contra Costa ID | E001 | 42,202.27 | - |
| Sunnyslope County Water District | S059 | 40,566.81 | - |
| Santa Fe Irrigation District | S005 | 40,337.49 | - |
| Orange CWD | Z004 | 36,014.65 | - |
| Glenn-Colusa ID | G001 | 35,573.26 | - |
| Tulare Irrigation District | T002 | 33,095.12 | - |
| Goleta Water District | G002 | 33,078.24 | - |
| ACWA JPIA | A000 | 30,729.58 | - |
| Palmdale Water District | P001 | 29,963.89 | - |
| Buena Vista Water Storage District | B021 | 29,518.19 | - |
| Mammoth Community WD | M020 | 29,306.23 | - |
| Paradise Irrigation District | P003 | 29,262.11 | - |
| Yolo County FC & WCD | Y001 | 22,181.62 | - |
| Consolidated ID | C007 | 20,445.07 | - |
| Bella Vista Water District | B012 | 20,203.99 | - |
| American River FCD | A002 | 17,761.96 | - |
| West Stanislaus ID | W020 | 17,727.19 | - |
| Wheeler Ridge-Maricopa | W005 | 17,622.96 | - |
| San Dieguito Water District | S004 | 14,256.04 | - |
| Kern County WA | K001 | 14,165.16 | - |
| Richvale Irrigation District | R005 | 13,336.42 | - |
| Montara Water & Sanitary District | M027 | 13,284.38 | - |
| Reclamation Dist. No. 108 | R004 | 12,772.43 | - |
| Banta Carbona ID | B015 | 12,378.95 | - |
| Trabuco Canyon WD | S018 | 12,353.71 | - |
| Crestline-Lake Arrowhead | C011 | 12,122.46 | - |
| Browns Valley ID | B006 | 11,646.60 | - |
| Lost Hills Water District | L022 | 11,137.72 | - |
| Chowchilla Water District | C006 | 10,743.44 | - |
| Corcoran ID | C102 | 10,729.63 | - |
| Laguna Beach CWD | L003 | 10,574.21 | - |
| Central Coast WA | C039 | 10,129.40 | - |
| Santa Ynez River WCD No. 1 | S028 | 9,738.70 | - |
| Angiola WD | A012 | 9,630.97 | - |
| Tulare Lake Basin WSD | T010 | 9,304.79 | - |
| Berrenda Mesa WD | B001 | 8,512.47 | - |
| Bolinas Community PUD | B018 | 6,428.91 | - |

| | | | |
|--|------|----------|-----------------|
| Elsinore Valley Municipal Water District | W023 | 6,038.62 | - |
| South Feather W&PA | Z011 | 5,996.97 | - |
| Kings River CD | K003 | 5,936.28 | - |
| Mojave PUD | M002 | 5,350.10 | - |
| Joshua Basin Water District | J002 | 4,507.03 | - |
| South Sutter Water District | S011 | 4,183.65 | - |
| Terra Bella ID | T005 | 4,005.38 | - |
| Belridge WSD | B019 | 3,692.66 | - |
| Western Canal WD | W010 | 3,308.50 | - |
| Cachuma O&M Board | C013 | 2,916.22 | - |
| South Montebello ID | S009 | 2,779.13 | - |
| Reclamation Dist. No. 1004 | R021 | 2,550.88 | - |
| Rio Alto Water District | R014 | 2,290.30 | - |
| Pajaro Valley WMA | P025 | 2,060.99 | - |
| Vandenberg Village CSD | V004 | 1,802.07 | - |
| Sierra Lakes CWD | S025 | 1,766.89 | - |
| Los Alamos CSD | L018 | 1,563.57 | - |
| Kings River WD | K007 | 1,476.13 | - |
| Citrus Heights WD | C021 | 1,264.70 | - |
| Midway Heights CWD | M018 | 1,223.62 | - |
| South Coast WD-Joint | S050 | 927.85 | - |
| Orosi PUD | Z008 | 767.65 | - |
| Fair Oaks Water District | F001 | 759.34 | - |
| Montague WCD | M003 | 480.67 | - |
| San Juan Water District | S033 | 81.14 | - |
| Porterville ID | P007 | 24.79 | - |
| Rancho California WD | R003 | - | \$ (162,887.72) |
| Monte Vista Water District | M032 | - | (99,888.85) |
| West Valley WD | W002 | - | (58,546.30) |
| Hi-Desert Water District | H003 | - | (42,959.00) |
| Chino Basin Desalter Authority | C112 | - | (19,660.29) |
| Oakdale Irrigation District | Z001 | - | (14,184.69) |
| Laguna Irrigation District | L010 | - | (11,057.28) |
| Crestline Village WD | C023 | - | (7,439.40) |
| Kern Delta Water District | K002 | - | (6,185.81) |
| Santa Rosa Regional Resources Authority | S069 | - | (4,922.56) |
| Palo Verde ID | P002 | - | (4,625.64) |
| Reclamation Dist. No. 1500 | R022 | - | (4,373.97) |
| Pinedale CWD | P015 | - | (3,969.53) |
| Tri-County Water Authority | T020 | - | (3,312.33) |
| Frazier Park PUD | F012 | - | (2,793.03) |
| Rand Communities WD | R007 | - | (1,963.77) |
| Panoche Drainage District | P024 | - | (1,107.22) |
| San Joaquin River Exchange Contractors Groundwater Sustainability Agency | S076 | - | (1,031.00) |
| Apple Valley Heights CWD | A008 | - | (743.57) |
| South Bay Irrigation District | S078 | - | (496.59) |
| Merced Integrated Regional Water Management Authority | M033 | - | (491.00) |
| Fresno Slough Water District | F017 | - | (480.50) |
| Sacramento River WSLD | S039 | - | (463.18) |
| Root Creek Water District | R025 | - | (424.39) |
| Mariana Ranchos CWD | M010 | - | (390.28) |
| Solano Subbasin Groundwater Sustainability Agency | S077 | - | (372.00) |
| Antelope Valley Watermaster | A018 | - | (361.00) |

| | | | |
|--|------|---|----------|
| East Turlock Subbasin Groundwater Sustainability Agency | E013 | - | (313.00) |
| Deer Creek Storm Water District | D016 | - | (304.00) |
| North Kings Groundwater Sustainability Agency | N010 | - | (301.00) |
| Santa Margarita Groundwater Agency | S075 | - | (222.00) |
| Santa Clarita Valley Groundwater Sustainability Agency | S079 | - | (200.00) |
| El Rico Groundwater Sustainability Agency | E012 | - | (180.00) |
| Lower Tule River Irrigation District Groundwater Sustainability Agency | L024 | - | (162.55) |
| Pixley Irrigation District Groundwater Sustainability Agency | P032 | - | (145.78) |
| Mid-Valley Water District | M034 | - | (116.00) |
| McMullin Area Groundwater Sustainability Agency | M035 | - | (116.00) |

Count: 73 37

Totals: \$ 1,706,825.99 \$ (457,191.23)

ACWA JPIA

PROPOSED RETROSPECTIVE PREMIUM ADJUSTMENTS (RPA) SCHEDULE
SEPTEMBER 30, 2022

LIABILITY table with columns: Policy Year, Paid Losses, Reserves, Write-Offs, IBNR's, G&A Expenses, Interest Income, Excess Ins, Cat Fund, RPA Costs, Deposit Prem's, Prior RPA, Current RPA, Est. Refund Dates.

PROPERTY table with columns: Policy Year, Paid Losses, Reserves, Write-Offs, IBNR's, G&A Expenses, Interest Income, Excess Ins, Natural Disaster Fund, RPA Costs, Deposit Prem's, Prior RPA, Current RPA, Est. Refund Dates.

WORKERS' COMP table with columns: Policy Year, Paid Losses, Reserves, Write-Offs, IBNR's, G&A Expenses, Interest Income, Excess Ins, Cat Fund, RPA Costs, Deposit Prem's, Prior RPA, Current RPA, Est. Refund Dates.

A = Appropriated from Cat Fund R = Refunded Cat Fund S-T = Self Insured Excess Fund transferred to RSF Fund (No longer active)

9

RETROSPECTIVE PREMIUM ADJUSTMENTS (RPA) SCHEDULE
SEPTEMBER 30, 2022

| <u>LIABILITY</u> Policy Year | Cat Fund | | RPA Costs | Deposit Prem's | Prior RPA | | Current RPA | Est. Refund |
|---------------------------------|-------------------|----------|--------------------|--------------------|---------------|---------------------|------------------|-------------|
| | Cat Fund | Cat Fund | | | (Due to) From | (Due to) From | | |
| Prior Years | \$ 30,295,902 | \$ | 262,409,446 | \$ 293,836,442 | \$ | (31,452,156) | \$ 7,760 | March 2023 |
| 10/1/10-11 | 1,620,467 | | 13,546,396 | 16,204,671 | | (2,736,741) | 78,467 | March 2023 |
| 10/1/11-12 | 1,646,218 | | 16,331,948 | 16,458,664 | | (128,488) | 1,772 | March 2023 |
| 10/1/12-13 | 472,772 | | 10,336,561 | 16,683,953 | | (6,341,044) | (6,347) | March 2023 |
| 10/1/13-14 | 0 | | 13,506,173 | 16,340,128 | | (2,838,279) | 4,323 | March 2023 |
| 10/1/14-15 | 0 | | 12,349,564 | 15,113,236 | | (2,555,943) | (207,729) | March 2023 |
| 10/1/15-16 | 0 | | 14,731,247 | 15,308,749 | | (390,165) | (187,338) | March 2023 |
| 10/1/16-17 | (1,500,000) | | 14,339,479 | 16,137,595 | | (3,822,155) | 2,024,039 | March 2023 |
| 10/1/17-18 | 0 | | 16,322,762 | 17,967,791 | 0 | 0 | (1,645,029) | March 2024 |
| 10/1/18-19 | 0 | | 22,617,412 | 18,051,911 | 0 | 0 | 4,565,501 | March 2025 |
| 10/1/19-20 | 0 | | 23,527,497 | 19,757,978 | 0 | 0 | 3,769,518 | March 2026 |
| 10/1/20-21 | 0 | | 19,602,989 | 21,825,860 | 0 | 0 | (2,222,871) | March 2027 |
| 10/1/21-22 | 0 | | 25,165,593 | 21,860,790 | 0 | 0 | 3,304,802 | March 2028 |
| TOTALS | 32,535,359 | | 464,787,067 | 505,547,770 | | (50,264,971) | 9,486,868 | |

10

| PROPERTY | Natural Disaster Fund | RPA Costs | Deposit Prem's | Prior RPA | Current RPA | |
|--------------------|------------------------------|--------------------|-----------------------|---------------------|--------------------|------------|
| Policy Year | | | | | | |
| 4/1/15-16 | 500,000 | 4,496,233 | 4,991,249 | (497,539) | 2,523 | March 2023 |
| 4/1/16-17 | 500,000 | 5,066,638 | 5,207,693 | 0 | (141,055) | March 2023 |
| 4/1/17-18 | 500,000 | 4,439,809 | 5,663,519 | 0 | (1,223,710) | March 2024 |
| 4/1/18-6/30/19 | 500,000 | 7,539,759 | 5,872,480 | 0 | 1,667,279 | March 2025 |
| 7/1/19-20 | 0 | 9,252,222 | 6,817,047 | 0 | 2,435,176 | March 2026 |
| 7/1/20-21 | 0 | 10,745,802 | 8,429,715 | 0 | 2,316,086 | March 2027 |
| 7/1/21-22 | 0 | 11,112,032 | 10,375,501 | 0 | 736,531 | March 2028 |
| 7/1/22-23 | 0 | 2,983,503 | 3,341,750 | 0 | (358,248) | March 2029 |
| TOTALS | 2,000,000 | 114,593,876 | 125,662,058 | (16,482,477) | 5,414,295 | |

WORKERS' COMP

Cat Fund

| Policy Year | Cat Fund | op | RPA Costs | Deposit Prem's | Prior RPA | Current RPA | |
|---------------|----------------------|-----------|--------------------|-----------------------|------------------------|------------------------|------------|
| Prior Years | 1,933,529 | | 24,523,218 | 24,528,546 | (54,845) | 49,517 | March 2023 |
| 7/1/99-00 | 287,633 | | 3,388,513 | 2,876,330 | 512,183 | 0 | March 2023 |
| 7/1/00-01 | 345,395 | | 5,999,217 | 3,453,944 | 2,534,386 | 10,888 | March 2023 |
| 7/1/01-02 | 476,437 | | 6,154,137 | 4,764,369 | 1,384,896 | 4,872 | March 2023 |
| 7/1/02-03 | 826,634 | | 8,012,788 | 8,266,345 | (225,270) | (28,287) | March 2023 |
| 7/1/03-04 | 1,187,121 | | 9,010,685 | 11,871,214 | (2,974,072) | 113,543 | March 2023 |
| 7/1/04-05 | 1,424,085 | | 7,892,460 | 14,240,849 | (6,293,953) | (54,435) | March 2023 |
| 7/1/05-06 | 1,419,640 | | 7,772,682 | 14,196,396 | (6,428,137) | 4,423 | March 2023 |
| 7/1/06-07 | 1,248,939 | | 5,454,524 | 12,489,395 | (7,033,126) | (1,745) | March 2023 |
| 7/1/07-08 | 1,025,858 | | 9,287,477 | 10,258,577 | (1,005,849) | 34,749 | March 2023 |
| 7/1/08-09 | 0 | | 10,710,660 | 9,289,962 | 1,414,958 | 5,740 | March 2023 |
| 7/1/09-10 | 920,200 | | 9,017,919 | 9,202,000 | (186,053) | 1,971 | March 2023 |
| 7/1/10-11 | 1,037,704 | | 9,657,147 | 10,371,251 | (625,012) | (89,093) | March 2023 |
| 7/1/11-12 | 559,306 | | 9,253,619 | 11,377,298 | (2,204,568) | 80,889 | March 2023 |
| 7/1/12-13 | 727,565 | | 12,328,704 | 12,025,072 | 249,646 | 53,985 | March 2023 |
| 7/1/13-14 | 0 | | 7,507,318 | 12,127,621 | (4,756,967) | 136,664 | March 2023 |
| 7/1/14-15 | 0 | | 8,384,307 | 11,982,323 | (3,310,701) | (287,316) | March 2023 |
| 7/1/15-16 | 0 | | 5,380,334 | 12,209,144 | (6,601,076) | (227,733) | March 2023 |
| 7/1/16-17 | 0 | | 6,767,886 | 12,389,670 | (5,379,097) | (242,687) | March 2023 |
| 7/1/17-18 | 0 | | 6,848,014 | 12,447,749 | (5,416,639) | (183,096) | March 2024 |
| 7/1/18-19 | 0 | | 6,692,503 | 12,993,113 | 0 | (6,300,610) | March 2025 |
| 7/1/19-20 | 0 | | 8,655,841 | 13,906,923 | 0 | (5,251,081) | March 2026 |
| 7/1/20-21 | 0 | | 8,297,762 | 13,305,955 | 0 | (5,008,194) | March 2027 |
| 7/1/21-22 | 0 | | 7,408,751 | 13,715,817 | 0 | (6,307,065) | March 2028 |
| 7/1/22-23 | 0 | | 2,072,517 | 3,000,000 | 0 | (927,483) | March 2029 |
| TOTALS | \$ 13,420,047 | \$ | 206,478,984 | \$ 277,289,862 | \$ (46,399,296) | \$ (24,411,583) | |

ACWA JPIA
RSF Report
September 30, 2022
Member Refunds

| Member | JID | Refunds | Amount Due |
|--|------|--------------|------------|
| Kaweah Delta WCD | K008 | \$ 70,268.35 | - |
| Crestline-Lake Arrowhead | C011 | 18,667.89 | - |
| San Dieguito Water District | S004 | 16,651.97 | - |
| East Contra Costa ID | E001 | 16,436.99 | - |
| Alta Irrigation District | A005 | 14,024.58 | - |
| Elsinore Valley Municipal Water District | W023 | 13,873.25 | - |
| Las Virgenes MWD | L016 | 12,338.67 | - |
| Amador WA | A007 | 11,844.27 | - |
| Yolo County FC & WCD | Y001 | 11,765.91 | - |
| Sunnyslope County Water District | S059 | 9,122.23 | - |
| Bella Vista Water District | B012 | 8,187.59 | - |
| Browns Valley ID | B006 | 7,975.19 | - |
| Tulare Irrigation District | T002 | 7,143.72 | - |
| Antelope Vly-East Kern WA | A003 | 6,127.92 | - |
| ACWA JPIA | A000 | 5,701.78 | - |
| Angiola WD | A012 | 5,173.81 | - |
| Montara Water & Sanitary District | M027 | 4,788.40 | - |
| Richvale Irrigation District | R005 | 4,551.11 | - |
| Kings River WD | K007 | 2,479.13 | - |
| Carpinteria Valley WD | C024 | 2,426.67 | - |
| Reclamation Dist. No. 1004 | R021 | 2,092.24 | - |
| Tulare Lake Basin WSD | T010 | 1,968.55 | - |
| Friant Power Authority | F005 | 1,805.58 | - |
| Consolidated ID | C007 | 1,553.37 | - |
| Berrenda Mesa WD | B001 | 1,363.28 | - |
| South Coast WD-Joint | S050 | 1,091.85 | - |
| Rio Alto Water District | R014 | 934.87 | - |
| South Montebello ID | S009 | 719.52 | - |
| Paradise Irrigation District | P003 | 716.32 | - |
| American River FCD | A002 | 578.26 | - |
| Gravelly Ford WD | G007 | 565.42 | - |
| Sierra Lakes CWD | S025 | 470.92 | - |
| Glide WD | G005 | 412.84 | - |
| Los Alamos CSD | L018 | 378.47 | - |
| Rural North Vacaville WD | R028 | 204.64 | - |
| Ducor CSD | D010 | 202.34 | - |
| Reclamation Dist. No. 744 | R015 | 182.50 | - |
| North San Joaquin WCD | N003 | 179.32 | - |
| Upper San Gabriel Valley MWD | U003 | 175.57 | - |
| Sacramento Groundwater Authority | S054 | 171.49 | - |
| Santiago Aqueduct Commission | S056 | 171.49 | - |
| Empire West Side ID | E007 | 169.49 | - |
| North Yuba WD | Y003 | 168.71 | - |
| Knights Landing Ridge DD | K009 | 168.46 | - |
| Le Grand-Athlone WD | L008 | 167.49 | - |
| Wheeler Crest CSD | W016 | 167.49 | - |
| Ramirez Water District | R019 | 165.57 | - |
| San Juan Ridge CWD | S047 | 162.77 | - |

| | | | |
|--|------|--------|----------------|
| Pacheco Water District | P020 | 155.63 | - |
| Reclamation Dist. No. 2047 | R009 | 149.62 | - |
| Sierra County (Calpine) Waterworks District #1 | S057 | 148.49 | - |
| Tri-Valley WD | T011 | 146.49 | - |
| Antelope Valley State WCA | A013 | 146.49 | - |
| Deer Creek & Tule RA | D011 | 146.49 | - |
| Kaweah River PA | K010 | 146.49 | - |
| Southern California Water Bank Authority | S058 | 146.49 | - |
| Camp Far West ID | C019 | 145.49 | - |
| Reclamation Dist. No. 307 | R012 | 145.49 | - |
| W.H. Wilbur RD No. 825 | W011 | 145.49 | - |
| South Yuba WD | S023 | 145.49 | - |
| Pomona-Walnut-Rowland | P018 | 132.49 | - |
| Brophy WD | B008 | 79.98 | - |
| Reclamation Dist. No. 1606 | R023 | 75.64 | - |
| Millview CWD | M016 | 62.35 | - |
| Pinyon Pines CWD | P019 | 43.51 | - |
| Scott Valley ID | S037 | 2.80 | - |
| Monte Vista Water District | M032 | - | \$ (45,215.73) |
| Tri-County Water Authority | T020 | - | (2,369.80) |
| Reclamation Dist. No. 1500 | R022 | - | (1,455.21) |
| Laguna Irrigation District | L010 | - | (1,171.30) |
| San Joaquin River Exchange Contractors Groundwater Sustainability Agency | S076 | - | (787.50) |
| Frazier Park PUD | F012 | - | (436.90) |
| Panoche Drainage District | P024 | - | (180.01) |
| South Bay Irrigation District | S078 | - | (65.80) |
| Deer Creek Storm Water District | D016 | - | (49.00) |
| El Rico Groundwater Sustainability Agency | E012 | - | (16.00) |

Count: 66 10

Totals: \$ 268,823.17 \$ (51,747.25)

Company Name: JPIA
Report Name: Check Register
Created On: 1/17/2023
Agency: 1--JPIA

| Bank | Date | Payee | Document No | Amount | Cleared |
|--|-----------|--|---------------|------------------|------------|
| CBTGen_1961 - California Bank and Trust | | | | | |
| | 1/3/2023 | V000099--BLUEPAY | | 389.03 | In Transit |
| | 1/4/2023 | V000703--PG and E | | 1,618.58 | In Transit |
| | 1/4/2023 | V001441--MICHELLE ANTONETTY | 2568 | 693.05 | In Transit |
| | 1/4/2023 | V000327--FIRST ALARM SECURITY AND PATROL INC | 2566 | 325.74 | In Transit |
| | 1/4/2023 | V001138--GET DUSTY INC | 2567 | 1,897.00 | In Transit |
| | 1/4/2023 | V000013--ACWA JPIA EMPLOYEE FUND | 2563 | 42.00 | In Transit |
| | 1/4/2023 | V000996--VALLEY FIRE AND SECURITY ALARMS,INC | 2572 | 70.00 | In Transit |
| | 1/4/2023 | V000124--BURKETT'S OFFICE SUPPLIES, INC. | 2565 | 995.03 | In Transit |
| | 1/4/2023 | V000750--REDLINE COURIER SERVICE INC | 2569 | 1,075.68 | In Transit |
| | 1/4/2023 | V000986--UNITED STATES TREASURY | 2571 | 265.00 | In Transit |
| | 1/4/2023 | V000022--ALHAMBRA | 2564 | 493.93 | In Transit |
| | 1/4/2023 | V000985--UNITED PARCEL SERVICE | 2570 | 415.47 | In Transit |
| | 1/5/2023 | V000226--DANIEL STEELE | 1220033900006 | 50.00 | In Transit |
| | 1/5/2023 | V000163--CECILIA M. WUCHTER | 1220033900006 | 25.46 | In Transit |
| | 1/5/2023 | V000700--PETER KORFHAGE | 1220033900006 | 50.00 | In Transit |
| | 1/6/2023 | V000194--CITY OF ROSEVILLE | | 2,367.23 | In Transit |
| | 1/9/2023 | V000375--HEALTH EQUITY | | 61.95 | In Transit |
| | 1/9/2023 | V000204--CONSOLIDATED COMMUNICATIONS | | 1,522.13 | In Transit |
| | 1/10/2023 | V000282--DOUGLAS PROFESSIONAL OWNERS ASSOC. | | 3,205.75 | In Transit |
| | 1/11/2023 | V000211--CREATIVE PLANT DESIGNS | 2573 | 185.00 | In Transit |
| | 1/11/2023 | V001287--DATA DIMENSIONS LLC | 2574 | 300.00 | In Transit |
| | 1/11/2023 | V001041--XEROX CORPORATION | 2580 | 3,708.61 | In Transit |
| | 1/11/2023 | V001442--HYATT REGENCY INDIAN WELLS RESORT & SPA | 2576 | 42,419.84 | In Transit |
| | 1/11/2023 | V000985--UNITED PARCEL SERVICE | 2579 | 140.66 | In Transit |
| | 1/11/2023 | V000330--FOOTHILL SYSTEMS INC | 2575 | 180.00 | In Transit |
| | 1/11/2023 | V001429--ROBERT HALF | 2578 | 3,443.00 | In Transit |
| | 1/11/2023 | V001240--PILLSBURY WINTHROP SHAW PITTMAN LLP | 2577 | 8,098.00 | In Transit |
| | 1/12/2023 | V000868--SHRED-IT | Voided - 2512 | -80.25 | In Transit |
| | 1/13/2023 | V000071--ATT MOBILITY | | 906.20 | In Transit |
| Total for CBTGen_1961 | | | | 74,864.09 | |

EBGen_7181 - CB&T Emp Ben Main Acct #7181

| | | | | | |
|-----------------------------|-----------|---|---------------|---------------------|------------|
| | 1/3/2023 | V000587--MEDIMPACT HEALTHCARE SYSTEMS INC | | 330,683.18 | In Transit |
| | 1/4/2023 | V001192--CARRUM HEALTH INC | 1220033900002 | 41,578.08 | In Transit |
| | 1/6/2023 | V000052--ANTHEM BLUE CROSS OF CALIFORNIA | | 1,186,953.56 | In Transit |
| | 1/6/2023 | V000254--DELTA DENTAL INSURANCE COMPANY | | 97,379.64 | In Transit |
| | 1/6/2023 | V000254--DELTA DENTAL INSURANCE COMPANY | | 5,039.48 | In Transit |
| | 1/6/2023 | V000254--DELTA DENTAL INSURANCE COMPANY | | 3,062.91 | In Transit |
| | 1/10/2023 | V000587--MEDIMPACT HEALTHCARE SYSTEMS INC | | 260,183.60 | In Transit |
| | 1/11/2023 | V000254--DELTA DENTAL INSURANCE COMPANY | | 1,973.08 | In Transit |
| | 1/11/2023 | V000254--DELTA DENTAL INSURANCE COMPANY | | 86,240.50 | In Transit |
| | 1/11/2023 | V000254--DELTA DENTAL INSURANCE COMPANY | | 6,639.41 | In Transit |
| | 1/12/2023 | V000052--ANTHEM BLUE CROSS OF CALIFORNIA | | 905,431.62 | In Transit |
| | 1/12/2023 | V000587--MEDIMPACT HEALTHCARE SYSTEMS INC | | 321,777.41 | In Transit |
| Total for EBGen_7181 | | | | 3,246,942.47 | |

Company Name: JPIA
Report Name: Check Register
Created On: 1/17/2023
Agency: 1--JPIA

| Bank | Date | Payee | Document No | Amount | Cleared |
|---|------------|---|-----------------|------------|------------|
| CBTGen_1961 - California Bank and Trust | 11/16/2022 | V001429--ROBERT HALF | 2483 | 3,130.00 | In Transit |
| | 11/16/2022 | V000190--CISCO SYSTEMS INC | 2465 | 117.50 | In Transit |
| | 11/16/2022 | V000190--CISCO SYSTEMS INC | 2464 | 25.00 | In Transit |
| | 11/16/2022 | V000132--CAJPA | 2463 | 2,000.00 | In Transit |
| | 11/16/2022 | V000259--DENISE J. DURAN-HANRATTY | 2467 | 1,130.68 | In Transit |
| | 11/16/2022 | V000985--UNITED PARCEL SERVICE | 2485 | 110.12 | In Transit |
| | 11/16/2022 | V000492--KEVIN J. CUTIGNI | 2472 | 1,096.99 | In Transit |
| | 11/16/2022 | V001424--PAMELA NORTH CUTT | 2477 | 42.53 | In Transit |
| | 11/16/2022 | V001425--MATEO FARRAR | 2474 | 322.41 | In Transit |
| | 11/16/2022 | V001427--PATRICIA CASTELLANOS | 2478 | 69.65 | In Transit |
| | 11/16/2022 | V000670--PALO VERDE IRRIGATION DISTRICT | 2476 | 209.00 | In Transit |
| | 11/16/2022 | V000719--PRECISION SOFTWARE TECHNOLOGIES INC | 2479 | 760.00 | In Transit |
| | 11/16/2022 | V001426--VIRGINIA MODRELL | 2486 | 45.93 | In Transit |
| | 11/16/2022 | V000733--RAINBOW MUNICIPAL WATER DISTRICT | 2480 | 1,338.99 | In Transit |
| | 11/16/2022 | V000259--DENISE J. DURAN-HANRATTY | 2466 | 2,041.96 | In Transit |
| | 11/16/2022 | V001429--ROBERT HALF | 2482 | 2,504.00 | In Transit |
| | 11/16/2022 | V000984--U.S. POSTAL SERVICE (QUADIENT-POC) | 2484 | 3,000.00 | In Transit |
| | 11/16/2022 | V001267--INDOOR ENVIRONMENTAL SERVICES | 2469 | 1,872.36 | In Transit |
| | 11/16/2022 | V000521--LEADERSHIP DEVELOPMENT NETWORK, LLC. | 2473 | 5,933.00 | In Transit |
| | 11/16/2022 | V001371--FUTURE INDUSTRIAL TECHNOLOGIES INC | 2468 | 517.48 | In Transit |
| | 11/16/2022 | V001428--MOLLY QUIRK | 2475 | 453.51 | In Transit |
| | 11/16/2022 | V000039--AMERICAN SOCIETY OF SAFETY PROFESSIONALS | 2461 | 230.00 | In Transit |
| | 11/16/2022 | V000131--CAGWIN AND DORWARD | 2462 | 251.00 | In Transit |
| | 11/16/2022 | V000740--RANDALL J. REED | 2481 | 360.00 | In Transit |
| | 11/16/2022 | V000400--ISO SERVICES, INC. | 2470 | 647.70 | In Transit |
| | 11/16/2022 | V001315--JEREMY SADLER | 2471 | 56.25 | In Transit |
| | 11/17/2022 | V000693--PAYLOCITY CORPORATION | | 215,049.64 | In Transit |
| | 11/17/2022 | V000848--SCHOLARSHARE COLLEGE SAVINGS PLAN | | 320.00 | In Transit |
| | 11/18/2022 | V000035--AMERICAN FUNDS GROUP | | 336.50 | In Transit |
| | 11/18/2022 | V000375--HEALTH EQUITY | | 2,369.61 | In Transit |
| | 11/18/2022 | V000534--LINCOLN FINANCIAL GROUP | | 2,230.77 | In Transit |
| | 11/18/2022 | V000338--FREDERICK R. BOCKMILLER JR | 122003390000571 | 746.88 | In Transit |
| | 11/18/2022 | V000681--PATRICIA SLAVEN-IRVIN | 122003390000570 | 21.96 | In Transit |
| | 11/18/2022 | V000439--JOHN BRUCE RUPP | 122003390000569 | 1,261.96 | In Transit |
| | 11/18/2022 | V000163--CECILIA M. WUCHTER | 122003390000568 | 50.00 | In Transit |
| | 11/18/2022 | V001319--CATHERINE T. GREEN | 122003390000567 | 908.11 | In Transit |
| | 11/18/2022 | V000785--ROBIN FLINT | 122003390000566 | 499.54 | In Transit |
| | 11/18/2022 | V000592--MELODY A. HENRIQUES-McDONALD | 122003390000565 | 1,647.99 | In Transit |
| | 11/18/2022 | V000577--MATHEW C BUNDE | 122003390000564 | 371.88 | In Transit |
| | 11/18/2022 | V000435--JESUS COTA | 122003390000563 | 102.50 | In Transit |
| | 11/18/2022 | V001270--CASSIE CRITTENDEN | 122003390000562 | 375.91 | In Transit |
| | 11/18/2022 | V000774--ROBERT GREENFIELD | 122003390000561 | 90.00 | In Transit |
| | 11/18/2022 | V000176--CHIMENE CAMACHO | 122003390000560 | 5.00 | In Transit |
| | 11/18/2022 | V001430--KYLE HUTCHINGS | 122003390000559 | 39.92 | In Transit |
| | 11/18/2022 | V001053--ZIX CORPORATION | 122003390000572 | 116.00 | In Transit |
| | 11/21/2022 | V000074--BANK CARD CENTER | | 65,879.58 | In Transit |
| | 11/21/2022 | V000693--PAYLOCITY CORPORATION | | 1,198.40 | In Transit |
| | 11/21/2022 | V000723--PUBLIC EMPLOYEES RETIREMENT SYSTEM | | 11,766.45 | In Transit |
| | 11/21/2022 | V000723--PUBLIC EMPLOYEES RETIREMENT SYSTEM | | 35,633.52 | In Transit |
| | 11/21/2022 | V000135--CALIFORNIA BANK AND TRUST | | 1,955.38 | In Transit |

| | | | | |
|------------|---|-----------------|-----------|------------|
| 11/30/2022 | V000194--CITY OF ROSEVILLE | Voided - 2487 | -2,368.16 | In Transit |
| 11/30/2022 | V001429--ROBERT HALF | 2495 | 3,130.00 | In Transit |
| 11/30/2022 | V000986--UNITED STATES TREASURY | 2497 | 265.00 | In Transit |
| 11/30/2022 | V000873--SIGHT AND SOUND AUDIO VISUAL INC | 2496 | 16,507.54 | In Transit |
| 11/30/2022 | V000196--CLARK PEST CONTROL | 2488 | 95.00 | In Transit |
| 11/30/2022 | V001432--HELEN RUMMELSBURG | 2490 | 31.12 | In Transit |
| 11/30/2022 | V001431--MARK LARSEN | 2491 | 368.00 | In Transit |
| 11/30/2022 | V001433--MICHAEL MASTIN | 2492 | 25.63 | In Transit |
| 11/30/2022 | V000626--MONTECITO WATER DISTRICT | 2493 | 100.00 | In Transit |
| 11/30/2022 | V001371--FUTURE INDUSTRIAL TECHNOLOGIES INC | 2489 | 1,343.21 | In Transit |
| 11/30/2022 | V000194--CITY OF ROSEVILLE | 2487 | 2,368.16 | In Transit |
| 11/30/2022 | V000643--NICOLAY CONSULTING GROUP, INC. | 2494 | 2,700.00 | In Transit |
| 11/30/2022 | V000238--DAVID EVARISTE deBERNARDI | 122003390000575 | 23.75 | In Transit |
| 11/30/2022 | V000226--DANIEL STEELE | 122003390000574 | 17.88 | In Transit |
| 11/30/2022 | V000318--ERIK KOWALEWSKI | 122003390000573 | 70.53 | In Transit |

Total for CBTGen_1961

395,921.22

EBGen_7181 - CB&T Emp Ben Main Acct #7181

| | | | | |
|------------|---|-----------------|--------------|------------|
| 11/16/2022 | V000254--DELTA DENTAL INSURANCE COMPANY | | 1,240.94 | In Transit |
| 11/16/2022 | V000254--DELTA DENTAL INSURANCE COMPANY | | 7,844.84 | In Transit |
| 11/16/2022 | V000254--DELTA DENTAL INSURANCE COMPANY | | 111,490.73 | In Transit |
| 11/16/2022 | V000010--ACCESS | 122003390000219 | 265.29 | In Transit |
| 11/17/2022 | V000052--ANTHEM BLUE CROSS OF CALIFORNIA | | 1,687,579.26 | In Transit |
| 11/17/2022 | V001005--VISION SERVICE PLAN | 122003390000220 | 124,021.19 | In Transit |
| 11/18/2022 | V000026--ALLIANT INSURANCE SERVICES INC- | | 5,000.00 | In Transit |
| 11/18/2022 | V000122--bswift | 122003390000221 | 32,415.11 | In Transit |
| 11/22/2022 | V000587--MEDIMPACT HEALTHCARE SYSTEMS INC | | 286,098.61 | In Transit |
| 11/23/2022 | V000254--DELTA DENTAL INSURANCE COMPANY | | 148,574.01 | In Transit |
| 11/23/2022 | V000254--DELTA DENTAL INSURANCE COMPANY | | 16,380.96 | In Transit |
| 11/23/2022 | V000254--DELTA DENTAL INSURANCE COMPANY | | 2,749.24 | In Transit |
| 11/28/2022 | V000052--ANTHEM BLUE CROSS OF CALIFORNIA | | 1,808,294.42 | In Transit |

Total for EBGen_7181

4,231,954.60

Company Name: JPIA
Report Name: Check Register
Created On: 1/17/2023
Agency: 1--JPIA

| Bank | Date | Payee | Document No | Amount | Cleared |
|--|-----------|---|-----------------|------------|------------|
| CBTGen_1961 - California Bank and Trust | | | | | |
| | 12/1/2022 | V000848--SCHOLARSHARE COLLEGE SAVINGS PLAN | | 320.00 | In Transit |
| | 12/1/2022 | V000693--PAYLOCITY CORPORATION | | 214,842.34 | In Transit |
| | 12/1/2022 | V000534--LINCOLN FINANCIAL GROUP | | 2,230.77 | In Transit |
| | 12/1/2022 | V000035--AMERICAN FUNDS GROUP | | 336.50 | In Transit |
| | 12/2/2022 | V000099--BLUEPAY | | 87.94 | In Transit |
| | 12/6/2022 | V000723--PUBLIC EMPLOYEES RETIREMENT SYSTEM | | 35,665.01 | In Transit |
| | 12/6/2022 | V000723--PUBLIC EMPLOYEES RETIREMENT SYSTEM | | 11,766.45 | In Transit |
| | 12/6/2022 | V000375--HEALTH EQUITY | | 2,369.61 | In Transit |
| | 12/6/2022 | V000703--PG and E | | 945.25 | In Transit |
| | 12/6/2022 | V000194--CITY OF ROSEVILLE | | 2,368.16 | In Transit |
| | 12/7/2022 | V000204--CONSOLIDATED COMMUNICATIONS | | 1,522.13 | In Transit |
| | 12/7/2022 | V001312--BRIAN TEUBER | Voided - 1496 | -33.33 | In Transit |
| | 12/7/2022 | V000985--UNITED PARCEL SERVICE | 2516 | 193.39 | In Transit |
| | 12/7/2022 | V000986--UNITED STATES TREASURY | 2517 | 265.00 | In Transit |
| | 12/7/2022 | V000265--DEPARTMENT OF INDUSTRIAL RELATIONS | 2503 | 272,364.35 | In Transit |
| | 12/7/2022 | V000211--CREATIVE PLANT DESIGNS | 2501 | 212.33 | In Transit |
| | 12/7/2022 | V001138--GET DUSTY INC | 2504 | 1,897.00 | In Transit |
| | 12/7/2022 | V000750--REDLINE COURIER SERVICE INC | 2510 | 1,175.82 | In Transit |
| | 12/7/2022 | V000124--BURKETTS OFFICE SUPPLIES, INC. | 2499 | 1,594.73 | In Transit |
| | 12/7/2022 | V001041--XEROX CORPORATION | 2518 | 3,277.43 | In Transit |
| | 12/7/2022 | V000355--GILBERT ASSOCIATES, INC. | 2506 | 5,371.25 | In Transit |
| | 12/7/2022 | V000355--GILBERT ASSOCIATES, INC. | 2505 | 28,000.00 | In Transit |
| | 12/7/2022 | V001287--DATA DIMENSIONS LLC | 2502 | 300.00 | In Transit |
| | 12/7/2022 | V000380--HI-DESERT WATER DISTRICT | 2508 | 150.00 | In Transit |
| | 12/7/2022 | V000885--SOQUEL CREEK WATER DISTRICT | 2513 | 100.00 | In Transit |
| | 12/7/2022 | V001429--ROBERT HALF | 2511 | 1,878.00 | In Transit |
| | 12/7/2022 | V000985--UNITED PARCEL SERVICE | 2515 | 457.55 | In Transit |
| | 12/7/2022 | V001434--GREG WALLACE | 2507 | 178.80 | In Transit |
| | 12/7/2022 | V001435--BRIAN PARTINGTON | 2498 | 105.60 | In Transit |
| | 12/7/2022 | V000740--RANDALL J. REED | 2509 | 1,276.31 | In Transit |
| | 12/7/2022 | V000985--UNITED PARCEL SERVICE | 2514 | 165.98 | In Transit |
| | 12/7/2022 | V000868--SHRED-IT | 2512 | 80.25 | In Transit |
| | 12/7/2022 | V001090--CANON FINANCIAL SERVICES INC | 2500 | 1,577.70 | In Transit |
| | 12/7/2022 | V001053--ZIX CORPORATION | 1.22003E+14 | 71.25 | In Transit |
| | 12/8/2022 | V000375--HEALTH EQUITY | | 53.10 | In Transit |
| | 12/8/2022 | V001332--RALPH PALOMARES | Voided - 1688 | -18.36 | In Transit |
| | 12/8/2022 | V001274--ADRIENNE BEATTY | 122003390000591 | 30.87 | In Transit |
| | 12/8/2022 | V000163--CECILIA M. WUCHTER | 122003390000590 | 50.00 | In Transit |
| | 12/8/2022 | V000226--DANIEL STEELE | 122003390000589 | 50.00 | In Transit |
| | 12/8/2022 | V000338--FREDERICK R. BOCKMILLER JR | 122003390000588 | 1,869.38 | In Transit |
| | 12/8/2022 | V000592--MELODY A. HENRIQUES-McDONALD | 122003390000587 | 2,051.65 | In Transit |
| | 12/8/2022 | V001357--CHRIS M KAPHEIM | 122003390000586 | 2,745.45 | In Transit |
| | 12/8/2022 | V000701--PETER KUCHINSKY II | 122003390000585 | 121.40 | In Transit |
| | 12/8/2022 | V000526--LEE S. PATTON | 122003390000584 | 310.01 | In Transit |
| | 12/8/2022 | V000238--DAVID EVARISTE deBERNARDI | 122003390000583 | 30.00 | In Transit |
| | 12/8/2022 | V000846--SARAH CRAWFORD | 122003390000582 | 225.53 | In Transit |

| | | | | |
|------------|--|-----------------|------------|------------|
| 12/8/2022 | V000577--MATHEW C BUNDE | 122003390000581 | 250.64 | In Transit |
| 12/8/2022 | V000435--JESUS COTA | 122003390000580 | 100.00 | In Transit |
| 12/8/2022 | V000231--DAVID A DRAKE | 122003390000579 | 1,465.72 | In Transit |
| 12/8/2022 | V000785--ROBIN FLINT | 122003390000578 | 117.53 | In Transit |
| 12/8/2022 | V001354--PAULA CHRISTY | 122003390000577 | 50.00 | In Transit |
| 12/14/2022 | V000035--AMERICAN FUNDS GROUP | | 336.50 | In Transit |
| 12/14/2022 | V000848--SCHOLARSHARE COLLEGE SAVINGS PLAN | | 320.00 | In Transit |
| 12/14/2022 | V000534--LINCOLN FINANCIAL GROUP | | 2,230.77 | In Transit |
| 12/14/2022 | V000071--ATT MOBILITY | | 907.71 | In Transit |
| 12/14/2022 | V000724--PUBLIC RISK MANAGEMENT ASSOCIATION | 2531 | 385.00 | In Transit |
| 12/14/2022 | V001251--BERNARD VINCENT | 2520 | 2,097.60 | In Transit |
| 12/14/2022 | V001437--LAURENCE WHELAN | 2529 | 140.93 | In Transit |
| 12/14/2022 | V001317--SHELLEY TIPPIT | 2534 | 16.19 | In Transit |
| 12/14/2022 | V001429--ROBERT HALF | 2533 | 3,130.00 | In Transit |
| 12/14/2022 | V001025--WESTERN MUNICIPAL WATER DISTRICT | 2538 | 100.00 | In Transit |
| 12/14/2022 | V000509--LAGUNA BEACH COUNTY WATER DISTRICT | 2528 | 100.00 | In Transit |
| 12/14/2022 | V000509--LAGUNA BEACH COUNTY WATER DISTRICT | 2527 | 150.00 | In Transit |
| 12/14/2022 | V000325--FALLBROOK PUBLIC UTILITY DISTRICT | 2524 | 150.00 | In Transit |
| 12/14/2022 | V000325--FALLBROOK PUBLIC UTILITY DISTRICT | 2523 | 300.00 | In Transit |
| 12/14/2022 | V000297--EL DORADO IRRIGATION DISTRICT | 2522 | 400.00 | In Transit |
| 12/14/2022 | V000740--RANDALL J. REED | 2532 | 2,880.92 | In Transit |
| 12/14/2022 | V000996--VALLEY FIRE AND SECURITY ALARMS,INC | 2537 | 70.00 | In Transit |
| 12/14/2022 | V001047--ZIIVA, INC. | 2539 | 65,550.00 | In Transit |
| 12/14/2022 | V000131--CAGWIN AND DORWARD | 2521 | 251.00 | In Transit |
| 12/14/2022 | V000901--STANDARD INSURANCE COMPANY 1 | 2535 | 4,836.25 | In Transit |
| 12/14/2022 | V000327--FIRST ALARM SECURITY AND PATROL INC | 2526 | 325.74 | In Transit |
| 12/14/2022 | V000599--MEYERS FOZI AND DWORK LLP | 2530 | 195.00 | In Transit |
| 12/14/2022 | V000327--FIRST ALARM SECURITY AND PATROL INC | 2525 | 18.12 | In Transit |
| 12/14/2022 | V000022--ALHAMBRA | 2519 | 29.00 | In Transit |
| 12/14/2022 | V000931--SYSTEMS TECH INC | 2536 | 705.00 | In Transit |
| 12/14/2022 | V000936--TARGETSOLUTIONS LEARNING, LLC | 122003390000592 | 138,400.00 | In Transit |
| 12/15/2022 | V001009--WALTER A SELLS | | 1,200.00 | In Transit |
| 12/15/2022 | V000693--PAYLOCITY CORPORATION | | 220,407.09 | In Transit |
| 12/15/2022 | V000080--BEAUMONT-CHERRY VALLEY WD | Voided - 2134 | -9,729.79 | In Transit |
| 12/15/2022 | V000700--PETER KORFHAGE | 122003390000606 | 100.00 | In Transit |
| 12/15/2022 | V000577--MATHEW C BUNDE | 122003390000605 | 428.14 | In Transit |
| 12/15/2022 | V000338--FREDERICK R. BOCKMILLER JR | 122003390000604 | 360.00 | In Transit |
| 12/15/2022 | V000435--JESUS COTA | 122003390000603 | 103.75 | In Transit |
| 12/15/2022 | V000592--MELODY A. HENRIQUES-McDONALD | 122003390000602 | 360.00 | In Transit |
| 12/15/2022 | V000701--PETER KUCHINSKY II | 122003390000601 | 61.13 | In Transit |
| 12/15/2022 | V000526--LEE S. PATTON | 122003390000600 | 21.25 | In Transit |
| 12/15/2022 | V001368--ANDREW CORRAL | 122003390000599 | 1,372.76 | In Transit |
| 12/15/2022 | V000785--ROBIN FLINT | 122003390000598 | 217.50 | In Transit |
| 12/15/2022 | V000176--CHIMENE CAMACHO | 122003390000597 | 616.61 | In Transit |
| 12/15/2022 | V000231--DAVID A DRAKE | 122003390000596 | 1,860.00 | In Transit |
| 12/15/2022 | V000110--BRENT HASTEY | 122003390000595 | 5,314.68 | In Transit |
| 12/15/2022 | V000226--DANIEL STEELE | 122003390000594 | 658.75 | In Transit |
| 12/15/2022 | V000439--JOHN BRUCE RUPP | 122003390000593 | 3,629.30 | In Transit |

Total for CBTGen_1961

1,053,623.39

EBGen_7181 - CB&T Emp Ben Main Acct #7181

| | | | | |
|-----------|---|--|------------|------------|
| 12/1/2022 | V000254--DELTA DENTAL INSURANCE COMPANY | | 129,356.07 | In Transit |
|-----------|---|--|------------|------------|

| | | | | |
|------------|--|-----------------|--------------|------------|
| 12/1/2022 | V000052--ANTHEM BLUE CROSS OF CALIFORNIA | | 1,242,889.50 | In Transit |
| 12/1/2022 | V000254--DELTA DENTAL INSURANCE COMPANY | | 5,728.16 | In Transit |
| 12/1/2022 | V000254--DELTA DENTAL INSURANCE COMPANY | | 619.71 | In Transit |
| 12/1/2022 | V000587--MEDIMPACT HEALTHCARE SYSTEMS INC | | 331,535.47 | In Transit |
| 12/7/2022 | V000254--DELTA DENTAL INSURANCE COMPANY | | 653.70 | In Transit |
| 12/7/2022 | V000254--DELTA DENTAL INSURANCE COMPANY | | 99,855.25 | In Transit |
| 12/7/2022 | V000254--DELTA DENTAL INSURANCE COMPANY | | 5,859.22 | In Transit |
| 12/8/2022 | V000052--ANTHEM BLUE CROSS OF CALIFORNIA | | 1,063,680.67 | In Transit |
| 12/8/2022 | V000587--MEDIMPACT HEALTHCARE SYSTEMS INC | | 334,533.12 | In Transit |
| 12/13/2022 | V000587--MEDIMPACT HEALTHCARE SYSTEMS INC | | 305,751.90 | In Transit |
| 12/14/2022 | V000254--DELTA DENTAL INSURANCE COMPANY | | 2,846.54 | In Transit |
| 12/14/2022 | V000254--DELTA DENTAL INSURANCE COMPANY | | 134,981.49 | In Transit |
| 12/14/2022 | V000254--DELTA DENTAL INSURANCE COMPANY | | 12,456.31 | In Transit |
| 12/15/2022 | V000052--ANTHEM BLUE CROSS OF CALIFORNIA | | 1,617,120.62 | In Transit |
| 12/15/2022 | V000587--MEDIMPACT HEALTHCARE SYSTEMS INC | | 170,363.41 | In Transit |
| 12/15/2022 | V000052--ANTHEM BLUE CROSS OF CALIFORNIA | 122003390000232 | 225,343.35 | In Transit |
| 12/15/2022 | V000052--ANTHEM BLUE CROSS OF CALIFORNIA | 122003390000231 | 2,253,932.23 | In Transit |
| 12/15/2022 | V000255--DeltaCare USA | 122003390000230 | 9,100.86 | In Transit |
| 12/15/2022 | V000467--KAISER PERMANENTE - NORTH | 122003390000229 | 726,930.71 | In Transit |
| 12/15/2022 | V000468--KAISER PERMANENTE - SOUTH | 122003390000228 | 1,795,736.57 | In Transit |
| 12/15/2022 | V000903--STEALTH BENEFIT SOLUTIONS | 122003390000227 | 173,005.30 | In Transit |
| 12/15/2022 | V001005--VISION SERVICE PLAN | 122003390000226 | 15,655.86 | In Transit |
| 12/15/2022 | V001103--STANDARD LIFE INSURANCE | 122003390000225 | 65,139.55 | In Transit |
| 12/15/2022 | V001318--UNITED HEALTHCARE INSURANCE COMPANY | 122003390000224 | 720,189.82 | In Transit |
| 12/15/2022 | V000052--ANTHEM BLUE CROSS OF CALIFORNIA | 122003390000223 | 6,835.20 | In Transit |
| 12/15/2022 | V000010--ACCESS | 122003390000222 | 259.66 | In Transit |

Total for EBGGen_7181

11,450,360.25

Company Name: JPIA
Report Name: Check Register
Created On: 1/17/2023
Agency: 1--JPIA

| Bank | Date | Payee | Document No | Amount | Cleared |
|--|------------|---|-----------------|------------|------------|
| CBTGen_1961 - California Bank and Trust | | | | | |
| | 12/15/2022 | V001009--WALTER A SELLS | | 1,200.00 | In Transit |
| | 12/15/2022 | V000693--PAYLOCITY CORPORATION | | 220,407.09 | In Transit |
| | 12/15/2022 | V000080--BEAUMONT-CHERRY VALLEY WD | Voided - 2134 | -9,729.79 | In Transit |
| | 12/15/2022 | V000700--PETER KORFHAGE | 122003390000606 | 100.00 | In Transit |
| | 12/15/2022 | V000577--MATHEW C BUNDE | 122003390000605 | 428.14 | In Transit |
| | 12/15/2022 | V000338--FREDERICK R. BOCKMILLER JR | 122003390000604 | 360.00 | In Transit |
| | 12/15/2022 | V000435--JESUS COTA | 122003390000603 | 103.75 | In Transit |
| | 12/15/2022 | V000592--MELODY A. HENRIQUES-McDONALD | 122003390000602 | 360.00 | In Transit |
| | 12/15/2022 | V000701--PETER KUCHINSKY II | 122003390000601 | 61.13 | In Transit |
| | 12/15/2022 | V000526--LEE S. PATTON | 122003390000600 | 21.25 | In Transit |
| | 12/15/2022 | V001368--ANDREW CORRAL | 122003390000599 | 1,372.76 | In Transit |
| | 12/15/2022 | V000785--ROBIN FLINT | 122003390000598 | 217.50 | In Transit |
| | 12/15/2022 | V000176--CHIMENE CAMACHO | 122003390000597 | 616.61 | In Transit |
| | 12/15/2022 | V000231--DAVID A DRAKE | 122003390000596 | 1,860.00 | In Transit |
| | 12/15/2022 | V000110--BRENT HASTEY | 122003390000595 | 5,314.68 | In Transit |
| | 12/15/2022 | V000226--DANIEL STEELE | 122003390000594 | 658.75 | In Transit |
| | 12/15/2022 | V000439--JOHN BRUCE RUPP | 122003390000593 | 3,629.30 | In Transit |
| | 12/16/2022 | V000375--HEALTH EQUITY | | 2,369.61 | In Transit |
| | 12/19/2022 | V000074--BANK CARD CENTER | | 36,458.01 | In Transit |
| | 12/19/2022 | V000723--PUBLIC EMPLOYEES RETIREMENT SYSTEM | | 36,306.54 | In Transit |
| | 12/19/2022 | V000723--PUBLIC EMPLOYEES RETIREMENT SYSTEM | | 11,816.45 | In Transit |
| | 12/20/2022 | V000693--PAYLOCITY CORPORATION | | 1,198.40 | In Transit |
| | 12/21/2022 | V000135--CALIFORNIA BANK AND TRUST | | 2,022.19 | In Transit |
| | 12/21/2022 | V001429--ROBERT HALF | 2553 | 3,130.00 | In Transit |
| | 12/21/2022 | V000196--CLARK PEST CONTROL | 2545 | 95.00 | In Transit |
| | 12/21/2022 | V000930--SYMPRO, INC | 2556 | 5,527.90 | In Transit |
| | 12/21/2022 | V000986--UNITED STATES TREASURY | 2558 | 265.00 | In Transit |
| | 12/21/2022 | V000325--FALLBROOK PUBLIC UTILITY DISTRICT | 2548 | 300.00 | In Transit |
| | 12/21/2022 | V001439--ERIC LAIDLAW | 2546 | 178.81 | In Transit |
| | 12/21/2022 | V001429--ROBERT HALF | 2552 | 2,777.88 | In Transit |
| | 12/21/2022 | V000190--CISCO SYSTEMS INC | 2544 | 117.50 | In Transit |
| | 12/21/2022 | V001438--SPENCER LEE | 2555 | 153.84 | In Transit |
| | 12/21/2022 | V000325--FALLBROOK PUBLIC UTILITY DISTRICT | 2547 | 1,163.81 | In Transit |
| | 12/21/2022 | V000190--CISCO SYSTEMS INC | 2543 | 25.00 | In Transit |
| | 12/21/2022 | V000740--RANDALL J. REED | 2551 | 360.00 | In Transit |
| | 12/21/2022 | V000045--ANDREW MORRIS | 2540 | 720.00 | In Transit |
| | 12/21/2022 | V000654--OCCU-MED, LTD. | 2550 | 26,340.60 | In Transit |
| | 12/21/2022 | V001267--INDOOR ENVIRONMENTAL SERVICES | 2549 | 594.78 | In Transit |
| | 12/21/2022 | V001090--CANON FINANCIAL SERVICES INC | 2542 | 1,999.70 | In Transit |
| | 12/21/2022 | V000985--UNITED PARCEL SERVICE | 2557 | 203.94 | In Transit |
| | 12/21/2022 | V000868--SHRED-IT | 2554 | 80.25 | In Transit |
| | 12/21/2022 | V000080--BEAUMONT-CHERRY VALLEY WD | 2541 | 9,729.79 | In Transit |
| | 12/22/2022 | V000834--SANDRA SMITH | 122003390000616 | 60.00 | In Transit |
| | 12/22/2022 | V000785--ROBIN FLINT | 122003390000615 | 453.06 | In Transit |
| | 12/22/2022 | V001368--ANDREW CORRAL | 122003390000614 | 198.67 | In Transit |
| | 12/22/2022 | V001357--CHRIS M KAPHEIM | 122003390000613 | 360.00 | In Transit |

| | | | | |
|------------------------------|---|-----------------|-------------------|------------|
| 12/22/2022 | V000645--NIDIA M. WATKINS | 122003390000612 | 2,000.00 | In Transit |
| 12/22/2022 | V000110--BRENT HASTEY | 122003390000611 | 450.00 | In Transit |
| 12/22/2022 | V000428--JENNIFER LYNN NOGOSEK | 122003390000610 | 80.05 | In Transit |
| 12/22/2022 | V001319--CATHERINE T. GREEN | 122003390000609 | 360.00 | In Transit |
| 12/22/2022 | V000231--DAVID A DRAKE | 122003390000608 | 360.00 | In Transit |
| 12/22/2022 | V001053--ZIX CORPORATION | 122003390000607 | 116.00 | In Transit |
| 12/28/2022 | V000984--U.S. POSTAL SERVICE (QUADIENT-POC) | 2562 | 3,000.00 | In Transit |
| 12/28/2022 | V001052--RECLAMATION DISTRICT # 744 | 2561 | 795.00 | In Transit |
| 12/28/2022 | V000053--ANTHONY C ZAMPIELLO | 2559 | 244.76 | In Transit |
| 12/28/2022 | V000400--ISO SERVICES, INC. | 2560 | 520.70 | In Transit |
| 12/29/2022 | V000693--PAYLOCITY CORPORATION | | 217,421.57 | In Transit |
| 12/29/2022 | V000035--AMERICAN FUNDS GROUP | | 436.50 | In Transit |
| 12/29/2022 | V000534--LINCOLN FINANCIAL GROUP | | 1,930.77 | In Transit |
| 12/29/2022 | V000848--SCHOLARSHARE COLLEGE SAVINGS PLAN | | 320.00 | In Transit |
| 12/29/2022 | V001009--WALTER A SELLS | 122003390000621 | 45.00 | In Transit |
| 12/29/2022 | V000577--MATHEW C BUNDE | 122003390000620 | 400.01 | In Transit |
| 12/29/2022 | V001354--PAULA CHRISTY | 122003390000619 | 50.00 | In Transit |
| 12/29/2022 | V001274--ADRIENNE BEATTY | 122003390000618 | 27.50 | In Transit |
| 12/29/2022 | V000846--SARAH CRAWFORD | 122003390000617 | 40.82 | In Transit |
| 12/30/2022 | V000723--PUBLIC EMPLOYEES RETIREMENT SYSTEM | | 35,853.03 | In Transit |
| 12/30/2022 | V000723--PUBLIC EMPLOYEES RETIREMENT SYSTEM | | 12,146.45 | In Transit |
| 12/30/2022 | V000375--HEALTH EQUITY | | 2,369.37 | In Transit |
| Total for CBTGen_1961 | | | 650,955.43 | |

EBGen_7181 - CB&T Emp Ben Main Acct #7181

| | | | | |
|-----------------------------|--|-----------------|--------------|------------|
| 12/15/2022 | V000052--ANTHEM BLUE CROSS OF CALIFORNIA | | 1,617,120.62 | In Transit |
| 12/15/2022 | V000587--MEDIMPACT HEALTHCARE SYSTEMS INC | | 170,363.41 | In Transit |
| 12/15/2022 | V000052--ANTHEM BLUE CROSS OF CALIFORNIA | 122003390000232 | 225,343.35 | In Transit |
| 12/15/2022 | V000052--ANTHEM BLUE CROSS OF CALIFORNIA | 122003390000231 | 2,253,932.23 | In Transit |
| 12/15/2022 | V000255--DeltaCare USA | 122003390000230 | 9,100.86 | In Transit |
| 12/15/2022 | V000467--KAISER PERMANENTE - NORTH | 122003390000229 | 726,930.71 | In Transit |
| 12/15/2022 | V000468--KAISER PERMANENTE - SOUTH | 122003390000228 | 1,795,736.57 | In Transit |
| 12/15/2022 | V000903--STEALTH BENEFIT SOLUTIONS | 122003390000227 | 173,005.30 | In Transit |
| 12/15/2022 | V001005--VISION SERVICE PLAN | 122003390000226 | 15,655.86 | In Transit |
| 12/15/2022 | V001103--STANDARD LIFE INSURANCE | 122003390000225 | 65,139.55 | In Transit |
| 12/15/2022 | V001318--UNITED HEALTHCARE INSURANCE COMPANY | 122003390000224 | 720,189.82 | In Transit |
| 12/15/2022 | V000052--ANTHEM BLUE CROSS OF CALIFORNIA | 122003390000223 | 6,835.20 | In Transit |
| 12/15/2022 | V000010--ACCESS | 122003390000222 | 259.66 | In Transit |
| 12/19/2022 | V000026--ALLIANT INSURANCE SERVICES INC- | | 5,000.00 | In Transit |
| 12/21/2022 | V000254--DELTA DENTAL INSURANCE COMPANY | | 9,322.52 | In Transit |
| 12/21/2022 | V000254--DELTA DENTAL INSURANCE COMPANY | | 1,596.12 | In Transit |
| 12/21/2022 | V000254--DELTA DENTAL INSURANCE COMPANY | | 139,157.16 | In Transit |
| 12/21/2022 | V001005--VISION SERVICE PLAN | 122003390000233 | 131,302.70 | In Transit |
| 12/22/2022 | V000052--ANTHEM BLUE CROSS OF CALIFORNIA | | 702,072.43 | In Transit |
| 12/22/2022 | V001440--MODERN HEALTH ARIZONA PLLC | 122003390000234 | 3,050.19 | In Transit |
| 12/23/2022 | V000122--bswift | 122003390000235 | 32,463.04 | In Transit |
| 12/27/2022 | V000587--MEDIMPACT HEALTHCARE SYSTEMS INC | | 369,936.44 | In Transit |
| 12/29/2022 | V000254--DELTA DENTAL INSURANCE COMPANY | | 2,146.75 | In Transit |
| 12/29/2022 | V000254--DELTA DENTAL INSURANCE COMPANY | | 160,535.72 | In Transit |
| 12/29/2022 | V000254--DELTA DENTAL INSURANCE COMPANY | | 13,612.65 | In Transit |
| 12/30/2022 | V000052--ANTHEM BLUE CROSS OF CALIFORNIA | | 1,161,730.33 | In Transit |
| Total for EBGen_7181 | | | ##### | |

From 11/16/2022
to 11/30/2022

ACWA Joint Powers Insurance Authority
Claims Payment Detail Report

Sorted By Check Date

| <u>Check Number</u> | <u>Check Date</u> | <u>District Name</u> | <u>Claim Date</u> | <u>Transaction Type</u> | <u>Amount</u> |
|---------------------|-------------------|--|-------------------|-----------------------------|---------------|
| 2003975 | 11/16/2022 | Buena Vista Water Storage District | 03/07/2022 | Adjuster | 265.65 |
| 2003976 | 11/16/2022 | Desert Water Agency | 03/16/2022 | Adjuster | 1,194.87 |
| 2003977 | 11/16/2022 | Elsinore Valley Municipal Water District | 05/05/2014 | Pharmacy | 19.08 |
| 2003978 | 11/16/2022 | Rancho California Water District | 03/18/2008 | Pharmacy | 48.80 |
| 2003979 | 11/16/2022 | Bard Water District | 08/20/2012 | Pharmacy | 468.23 |
| 2003980 | 11/16/2022 | Carmichael Water District | 12/12/2019 | Pharmacy | 203.38 |
| 241763 | 11/16/2022 | Tuolumne Utilities District | 01/12/2022 | Liability - Property Damage | 8,229.44 |
| 241764 | 11/16/2022 | Mid-Peninsula Water District | 11/12/2021 | Liability - Property Damage | 4,488.84 |
| 241765 | 11/16/2022 | Monte Vista Water District | 02/04/2020 | Expense General | 116.18 |
| 241766 | 11/16/2022 | Monte Vista Water District | 02/04/2020 | Expense General | 91.57 |
| 241767 | 11/16/2022 | Monte Vista Water District | 02/04/2020 | Expense General | 86.25 |
| 241768 | 11/16/2022 | Monte Vista Water District | 02/04/2020 | Expense General | 150.00 |
| 241769 | 11/16/2022 | Monte Vista Water District | 02/04/2020 | Expense General | 112.87 |
| 241770 | 11/16/2022 | Monte Vista Water District | 02/04/2020 | Expense General | 129.22 |
| 241771 | 11/16/2022 | Monte Vista Water District | 02/04/2020 | Expense General | 71.25 |
| 241772 | 11/16/2022 | Monte Vista Water District | 02/04/2020 | Expense General | 91.57 |
| 241773 | 11/16/2022 | Monte Vista Water District | 02/04/2020 | Expense General | 114.26 |
| 241774 | 11/16/2022 | Monte Vista Water District | 02/04/2020 | Expense General | 71.25 |
| 241775 | 11/16/2022 | Monte Vista Water District | 02/04/2020 | Expense General | 91.57 |
| 241776 | 11/16/2022 | Monte Vista Water District | 02/04/2020 | Expense General | 92.65 |
| 241777 | 11/16/2022 | Monte Vista Water District | 02/04/2020 | Expense General | 83.14 |
| 241778 | 11/16/2022 | Monte Vista Water District | 02/04/2020 | Expense General | 141.16 |
| 241779 | 11/16/2022 | Monte Vista Water District | 02/04/2020 | Expense General | 146.25 |
| 241780 | 11/16/2022 | Monte Vista Water District | 02/04/2020 | Expense General | 172.23 |
| 241781 | 11/16/2022 | Monte Vista Water District | 02/04/2020 | Expense General | 167.18 |
| 241782 | 11/16/2022 | Monte Vista Water District | 02/04/2020 | Expense General | 131.18 |
| 241783 | 11/16/2022 | Monte Vista Water District | 02/04/2020 | Expense General | 188.47 |
| 241784 | 11/16/2022 | Monte Vista Water District | 02/04/2020 | Expense General | 167.18 |
| 241785 | 11/16/2022 | Monte Vista Water District | 02/04/2020 | Expense General | 150.00 |
| 241786 | 11/16/2022 | Monte Vista Water District | 02/04/2020 | Expense General | 101.79 |
| 241787 | 11/16/2022 | Monte Vista Water District | 02/04/2020 | Expense General | 141.25 |
| 241788 | 11/16/2022 | Monte Vista Water District | 02/04/2020 | Expense General | 75.00 |
| 241789 | 11/16/2022 | Monte Vista Water District | 02/04/2020 | Expense General | 149.88 |
| 241790 | 11/16/2022 | Desert Water Agency | 07/16/2022 | Medical, general | 139.26 |
| 241791 | 11/16/2022 | Santa Fe Irrigation District | 10/15/2022 | Medical, general | 111.27 |
| 241792 | 11/16/2022 | Santa Fe Irrigation District | 10/15/2022 | Medical, general | 111.27 |
| 241793 | 11/16/2022 | Goleta Water District | 09/01/2022 | Physical therapy | 200.72 |
| 241794 | 11/16/2022 | Patterson Irrigation District | 08/09/2012 | Medical, general | 118.16 |

From 11/16/2022
to 11/30/2022

ACWA Joint Powers Insurance Authority
Claims Payment Detail Report

Sorted By Check Date

| <u>Check Number</u> | <u>Check Date</u> | <u>District Name</u> | <u>Claim Date</u> | <u>Transaction Type</u> | <u>Amount</u> |
|---------------------|-------------------|--|-------------------|-------------------------|---------------|
| 241795 | 11/16/2022 | Calleguas Municipal Water District | 09/22/2021 | Diagnostics | 63.04 |
| 241796 | 11/16/2022 | Solano Irrigation District | 09/13/2021 | Physical therapy | 242.24 |
| 241797 | 11/16/2022 | Laguna Beach County Water District | 10/29/2019 | Hospital (Inpatient) | 22,638.47 |
| 241798 | 11/16/2022 | Mesa Water District | 08/31/2022 | Medical, general | 142.07 |
| 241799 | 11/16/2022 | Mesa Water District | 08/31/2022 | Medical, general | 148.96 |
| 241800 | 11/16/2022 | Mesa Water District | 08/31/2022 | Physical therapy | 198.23 |
| 241801 | 11/16/2022 | Walnut Valley Water District | 09/20/2022 | Bill Review Fee | 8.50 |
| 241801 | 11/16/2022 | Mission Springs Water District | 09/28/2022 | Bill Review Fee | 8.50 |
| 241801 | 11/16/2022 | Fair Oaks Water District | 09/29/2022 | Bill Review Fee | 8.50 |
| 241801 | 11/16/2022 | Goleta Water District | 09/01/2022 | Bill Review Fee | 8.50 |
| 241801 | 11/16/2022 | El Dorado Irrigation District | 09/01/2022 | Bill Review Fee | 8.50 |
| 241801 | 11/16/2022 | El Dorado Irrigation District | 09/01/2022 | Bill Review Fee | 7.56 |
| 241801 | 11/16/2022 | San Luis & Delta-Mendota Water Authority | 07/18/2022 | Bill Review Fee | 8.50 |
| 241801 | 11/16/2022 | Laguna Beach County Water District | 10/29/2019 | Bill Review Fee | 5,701.00 |
| 241801 | 11/16/2022 | Laguna Beach County Water District | 10/29/2019 | Bill Review Fee | 8.50 |
| 241801 | 11/16/2022 | Sweetwater Authority | 01/21/2020 | Bill Review Fee | 8.50 |
| 241801 | 11/16/2022 | Valley of the Moon Water District | 03/26/2020 | Bill Review Fee | 8.50 |
| 241801 | 11/16/2022 | Valley of the Moon Water District | 03/26/2020 | Bill Review Fee | 6.74 |
| 241801 | 11/16/2022 | Three Valleys Municipal Water District | 12/07/2021 | Bill Review Fee | 8.50 |
| 241801 | 11/16/2022 | Three Valleys Municipal Water District | 12/07/2021 | Bill Review Fee | 1.21 |
| 241801 | 11/16/2022 | Vallecitos Water District | 10/15/2020 | Bill Review Fee | 8.50 |
| 241801 | 11/16/2022 | Twentynine Palms Water District | 02/09/2021 | Bill Review Fee | 14.27 |
| 241802 | 11/16/2022 | Fair Oaks Water District | 09/29/2022 | Medical, general | 186.59 |
| 241803 | 11/16/2022 | La Habra Heights County Water District | 06/09/2022 | Investigation/Subrosa | 245.00 |
| 241804 | 11/16/2022 | Moulton Niguel Water District | 08/26/2022 | Physical therapy | 92.78 |
| 241805 | 11/16/2022 | Merced Irrigation District | 04/21/2020 | Medical, general | 118.22 |
| 241806 | 11/16/2022 | Walnut Valley Water District | 12/26/2019 | Medical, general | 241.90 |
| 241807 | 11/16/2022 | Water Employee Services Authority | 09/28/2017 | Pharmacy | 560.89 |
| 241808 | 11/16/2022 | Otay Water District | 06/15/2022 | Physical therapy | 114.78 |
| 241809 | 11/16/2022 | Mission Springs Water District | 07/07/2022 | Physical therapy | 116.82 |
| 241810 | 11/16/2022 | Calleguas Municipal Water District | 09/22/2021 | Physical therapy | 92.59 |
| 241811 | 11/16/2022 | Alameda County Water District | 06/28/2022 | Medical, general | 13.29 |
| 241812 | 11/16/2022 | Santa Clarita Valley Water Agency | 09/02/2021 | Medical, general | 282.48 |
| 241813 | 11/16/2022 | Cucamonga Valley Water District | 10/24/2022 | Physical therapy | 152.63 |
| 241814 | 11/16/2022 | Vallecitos Water District | 01/19/2011 | Medical, general | 124.05 |
| 241815 | 11/16/2022 | Cucamonga Valley Water District | 08/10/2022 | Physical therapy | 191.43 |
| 241816 | 11/16/2022 | Sweetwater Authority | 09/21/2022 | Diagnostics | 331.39 |
| 241817 | 11/16/2022 | Rainbow Municipal Water District | 10/10/2022 | Medical, general | 102.82 |
| 241818 | 11/16/2022 | Rainbow Municipal Water District | 10/10/2022 | Medical, general | 143.05 |

From 11/16/2022
to 11/30/2022

ACWA Joint Powers Insurance Authority
Claims Payment Detail Report

Sorted By Check Date

| <u>Check Number</u> | <u>Check Date</u> | <u>District Name</u> | <u>Claim Date</u> | <u>Transaction Type</u> | <u>Amount</u> |
|---------------------|-------------------|--|-------------------|-----------------------------|---------------|
| 241819 | 11/16/2022 | Vallecitos Water District | 03/21/2022 | Medical, general | 245.18 |
| 241820 | 11/16/2022 | Marina Coast Water District | 10/19/2022 | Medical, general | 175.04 |
| 241821 | 11/16/2022 | Marina Coast Water District | 10/21/2022 | Medical, general | 226.52 |
| 241822 | 11/16/2022 | Marina Coast Water District | 10/21/2022 | Medical, general | 188.05 |
| 241823 | 11/16/2022 | Marina Coast Water District | 10/19/2022 | Medical, general | 175.04 |
| 241824 | 11/16/2022 | Marina Coast Water District | 10/19/2022 | Medical, general | 275.52 |
| 241825 | 11/16/2022 | Walnut Valley Water District | 09/20/2022 | Diagnostics | 10.07 |
| 241826 | 11/16/2022 | Alameda County Water District | 06/28/2022 | Hospital (Outpatient) | 3,582.55 |
| 241827 | 11/16/2022 | Walnut Valley Water District | 09/20/2022 | Medical, general | 87.26 |
| 241828 | 11/16/2022 | San Luis Water District | 08/09/2013 | Medical, general | 151.63 |
| 241829 | 11/16/2022 | Mid-Peninsula Water District | 03/19/2021 | Medical, general | 196.34 |
| 241830 | 11/16/2022 | South Sutter Water District | 07/12/2022 | Medical, general | 151.54 |
| 241831 | 11/16/2022 | South Sutter Water District | 07/12/2022 | Medical, general | 123.31 |
| 241832 | 11/16/2022 | Glenn-Colusa Irrigation District | 06/21/2021 | Medical, general | 87.75 |
| 241833 | 11/16/2022 | Beaumont-Cherry Valley Water District | 08/10/2021 | Medical, general | 138.49 |
| 241834 | 11/16/2022 | Valley of the Moon Water District | 03/26/2020 | Physical therapy | 101.92 |
| 241835 | 11/16/2022 | Valley of the Moon Water District | 03/26/2020 | Physical therapy | 101.92 |
| 241836 | 11/16/2022 | Sweetwater Authority | 09/21/2022 | Medical, general | 150.59 |
| 241837 | 11/16/2022 | Moulton Niguel Water District | 08/26/2022 | Medical, general | 89.23 |
| 241838 | 11/16/2022 | Palmdale Water District | 03/22/2022 | Medical, general | 149.56 |
| 241839 | 11/16/2022 | San Juan Water District | 08/28/2003 | Medical, general | 112.26 |
| 241840 | 11/16/2022 | Mid-Peninsula Water District | 03/19/2021 | Medical, general | 219.46 |
| 241841 | 11/16/2022 | Truckee Donner Public Utility District | 03/31/2021 | Medical, general | 80.58 |
| 241842 | 11/16/2022 | South Coast Water District | 01/10/2022 | Medical, general | 269.40 |
| 241843 | 11/16/2022 | South Coast Water District | 01/10/2022 | Medical, general | 567.32 |
| 241844 | 11/16/2022 | Desert Water Agency | 08/22/2020 | Medical, general | 133.42 |
| 241845 | 11/16/2022 | Mission Springs Water District | 05/11/2021 | Medical, general | 107.35 |
| 241846 | 11/16/2022 | Las Virgenes Municipal Water District | 07/13/2022 | Physical therapy | 277.36 |
| 241847 | 11/16/2022 | Las Virgenes Municipal Water District | 07/13/2022 | Medical, general | 128.22 |
| 241848 | 11/16/2022 | Las Virgenes Municipal Water District | 07/13/2022 | Physical therapy | 138.68 |
| 241849 | 11/16/2022 | San Luis Water District | 08/09/2013 | Legal (Defense) | 296.00 |
| 241850 | 11/17/2022 | South Coast Water District | 10/01/2022 | Liability - Property Damage | 2,066.46 |
| 241851 | 11/17/2022 | Cucamonga Valley Water District | 10/24/2022 | Appraiser | 110.00 |
| 241852 | 11/17/2022 | Santa Clarita Valley Water Agency | 04/28/2022 | Defense Attorney | 570.00 |
| 241853 | 11/17/2022 | El Toro Water District | 08/07/2018 | Defense Attorney | 2,109.00 |
| 241854 | 11/17/2022 | Cucamonga Valley Water District | 06/10/2021 | Defense Attorney | 2,242.00 |
| 241855 | 11/17/2022 | Montecito Water District | 08/31/2022 | Liability - Small Claims | 1,365.79 |
| 241856 | 11/17/2022 | Sweetwater Authority | 01/21/2020 | Physical therapy | 151.30 |
| 241857 | 11/17/2022 | San Luis & Delta-Mendota Water Authority | 07/18/2022 | Physical therapy | 118.97 |

From 11/16/2022
to 11/30/2022

ACWA Joint Powers Insurance Authority
Claims Payment Detail Report

Sorted By Check Date

| <u>Check Number</u> | <u>Check Date</u> | <u>District Name</u> | <u>Claim Date</u> | <u>Transaction Type</u> | <u>Amount</u> |
|---------------------|-------------------|---|-------------------|-------------------------|---------------|
| 241858 | 11/17/2022 | Goleta Water District | 09/01/2022 | Physical therapy | 198.67 |
| 241859 | 11/17/2022 | Walnut Valley Water District | 09/20/2022 | Physical therapy | 250.18 |
| 241860 | 11/17/2022 | Fair Oaks Water District | 09/29/2022 | Physical therapy | 154.08 |
| 241861 | 11/17/2022 | Mission Springs Water District | 09/28/2022 | Physical therapy | 409.02 |
| 241862 | 11/17/2022 | San Luis & Delta-Mendota Water Authority | 07/18/2022 | Physical therapy | 106.81 |
| 241863 | 11/17/2022 | Berrenda Mesa Water District | 02/25/2013 | PPD | 460.00 |
| 241864 | 11/17/2022 | El Dorado Irrigation District | 09/01/2022 | Medical, general | 121.85 |
| 241865 | 11/17/2022 | Twentynine Palms Water District | 02/09/2021 | Medical, general | 130.80 |
| 241866 | 11/17/2022 | Goleta Water District | 09/01/2022 | Investigation/Subrosa | 722.40 |
| 241867 | 11/17/2022 | Antelope Valley-East Kern Water Agency | 07/07/2022 | Mileage | 777.50 |
| 241868 | 11/17/2022 | Alameda County Water District | 10/07/2022 | TTD | 2,847.70 |
| 241869 | 11/17/2022 | Clear Creek Community Services District | 06/07/2022 | TTD | 1,224.99 |
| 241870 | 11/17/2022 | South Tahoe Public Utility District | 08/01/2022 | Photocopy | 102.46 |
| 241871 | 11/17/2022 | Goleta Water District | 09/01/2022 | Photocopy | 150.71 |
| 241872 | 11/17/2022 | Twentynine Palms Water District | 02/09/2021 | PPD | 580.00 |
| 241873 | 11/17/2022 | Laguna Beach County Water District | 10/29/2019 | Home Health Care | 750.00 |
| 241874 | 11/17/2022 | Three Valleys Municipal Water District | 12/07/2021 | Diagnostics | 12.21 |
| 241875 | 11/17/2022 | San Luis Water District | 08/09/2013 | Medical, general | 151.63 |
| 241876 | 11/17/2022 | Valley of the Moon Water District | 03/26/2020 | Physical therapy | 152.70 |
| 241877 | 11/17/2022 | Glenn-Colusa Irrigation District | 11/29/2021 | Mileage | 400.27 |
| 241878 | 11/17/2022 | Fallbrook Public Utility District | 11/04/2022 | TTD | 197.00 |
| 2003981 | 11/21/2022 | Helix Water District | 07/23/2019 | PPD | 580.00 |
| 2003982 | 11/21/2022 | Sweetwater Authority | 01/21/2020 | PPD | 580.00 |
| 2003983 | 11/21/2022 | Mesa Water District | 10/31/2012 | Life pension | 257.10 |
| 2003984 | 11/21/2022 | Orange County Water District | 01/28/2021 | Legal (Defense) | 296.00 |
| 2003985 | 11/21/2022 | Santa Clarita Valley Water Agency | 09/15/2022 | Legal (Defense) | 111.00 |
| 2003986 | 11/21/2022 | Laguna Beach County Water District | 11/30/2020 | Legal (Defense) | 1,480.00 |
| 2003987 | 11/21/2022 | Santa Clarita Valley Water Agency | 03/01/2022 | Legal (Defense) | 1,979.50 |
| 2003988 | 11/21/2022 | Crescenta Valley Water District | 12/29/2021 | Legal (Defense) | 314.50 |
| 2003989 | 11/21/2022 | San Bernardino Valley Municipal Water Distr | 06/21/2022 | Legal (Defense) | 1,665.00 |
| 2003990 | 11/21/2022 | Las Virgenes Municipal Water District | 10/01/2021 | Legal (Defense) | 74.00 |
| 2003991 | 11/21/2022 | Alameda County Water District | 03/19/2021 | Legal (Defense) | 2,312.50 |
| 2003992 | 11/21/2022 | Elsinore Valley Municipal Water District | 05/05/2014 | Pharmacy | 11.74 |
| 2003993 | 11/21/2022 | Vista Irrigation District | 02/04/2019 | Pharmacy | 19.67 |
| 2003994 | 11/21/2022 | San Luis Water District | 08/09/2013 | Pharmacy | 33.41 |
| 2003995 | 11/21/2022 | Sweetwater Authority | 09/12/2020 | Pharmacy | 11.11 |
| 2003996 | 11/22/2022 | Clear Creek Community Services District | 09/30/2022 | Adjuster | 2,127.05 |
| 2003997 | 11/22/2022 | Alameda CFC & WCD, Zone 7 Water Agency | 04/01/2020 | Defense Attorney | 1,173.50 |
| 2003998 | 11/22/2022 | Alameda CFC & WCD, Zone 7 Water Agency | 07/01/2019 | Defense Attorney | 3,300.50 |

From 11/16/2022
to 11/30/2022

ACWA Joint Powers Insurance Authority
Claims Payment Detail Report

Sorted By Check Date

| <u>Check Number</u> | <u>Check Date</u> | <u>District Name</u> | <u>Claim Date</u> | <u>Transaction Type</u> | <u>Amount</u> |
|---------------------|-------------------|---|-------------------|-----------------------------|---------------|
| 2003999 | 11/22/2022 | Oakdale Irrigation District | 08/07/2018 | Defense Attorney | 41.00 |
| 2004000 | 11/22/2022 | Merced Irrigation District | 03/06/2020 | Defense Attorney | 1,269.50 |
| 2004001 | 11/22/2022 | Madera Irrigation District | 08/06/2020 | Defense Attorney | 964.00 |
| 2004002 | 11/22/2022 | Central Water District | 10/13/2021 | Defense Attorney | 287.00 |
| 2004003 | 11/22/2022 | Central Water District | 10/13/2021 | Expense General | 226.90 |
| 2004004 | 11/22/2022 | Tahoe City Public Utility District | 09/07/2021 | Defense Attorney | 2,755.00 |
| 2004005 | 11/22/2022 | Panoche Water District | 11/01/2016 | Defense Attorney | 57.00 |
| 2004006 | 11/22/2022 | American River Flood Control District | 02/02/2022 | Defense Attorney | 1,558.00 |
| 2004007 | 11/22/2022 | American River Flood Control District | 02/02/2022 | Expense General | 207.93 |
| 2004008 | 11/22/2022 | Marina Coast Water District | 06/02/2021 | Defense Attorney | 3,724.00 |
| 2004009 | 11/22/2022 | Marina Coast Water District | 06/02/2021 | Expense General | 373.35 |
| 2004010 | 11/22/2022 | Merced Irrigation District | 09/15/2017 | Defense Attorney | 1,710.00 |
| 2004011 | 11/22/2022 | Merced Irrigation District | 09/15/2017 | Expense General | 590.97 |
| 2004012 | 11/22/2022 | Mission Hills Community Services District | 04/26/2021 | Defense Attorney | 513.00 |
| 2004013 | 11/22/2022 | Del Paso Manor Water District | 12/26/2019 | Defense Attorney | 152.00 |
| 241879 | 11/22/2022 | Merced Irrigation District | 09/15/2017 | Expense General | 1,511.25 |
| 241880 | 11/22/2022 | Semitropic Water Storage District | 10/17/2022 | Liability - Property Damage | 3,969.53 |
| 241881 | 11/22/2022 | Rainbow Municipal Water District | 07/23/2022 | Liability - Property Damage | 1,721.50 |
| 241882 | 11/22/2022 | Santa Clarita Valley Water Agency | 06/01/2020 | Defense Attorney | 7,068.00 |
| 241883 | 11/22/2022 | Santa Clarita Valley Water Agency | 08/13/2020 | Defense Attorney | 3,534.00 |
| 241884 | 11/22/2022 | Solano Irrigation District | 02/13/2019 | Expert | 1,755.00 |
| 241885 | 11/22/2022 | Alta Irrigation District | 04/29/2022 | Liability - Property Damage | 141.71 |
| 241886 | 11/22/2022 | Rowland Water District | 02/03/2022 | Liability - Property Damage | 500.00 |
| 241887 | 11/22/2022 | Water Replenishment District of Southern Ca | 08/31/2022 | Liability - Property Damage | 2,544.13 |
| 241888 | 11/22/2022 | Rosedale-Rio Bravo Water Storage District | 08/07/2019 | Expense General | 1,532.75 |
| 241889 | 11/22/2022 | Sutter Extension Water District | 09/01/2019 | Expert | 1,170.00 |
| 241890 | 11/22/2022 | Golden Hills Community Services District | 07/30/2021 | Liability - Property Damage | 5,360.00 |
| 241891 | 11/22/2022 | South Coast Water District | 01/10/2022 | TTD | 2,197.86 |
| 241892 | 11/22/2022 | Western Canal Water District | 09/30/2021 | TTD | 1,513.68 |
| 241893 | 11/22/2022 | Kaweah Delta Water Conservation District | 03/22/2022 | TTD | 1,720.42 |
| 241894 | 11/22/2022 | Helix Water District | 03/16/2022 | Bill Review Fee | 8.50 |
| 241894 | 11/22/2022 | Helix Water District | 03/16/2022 | Bill Review Fee | 15.82 |
| 241894 | 11/22/2022 | East Contra Costa Irrigation District | 03/03/2022 | Bill Review Fee | 8.50 |
| 241894 | 11/22/2022 | East Contra Costa Irrigation District | 03/03/2022 | Bill Review Fee | 2.04 |
| 241894 | 11/22/2022 | Helix Water District | 03/16/2022 | Bill Review Fee | 8.50 |
| 241894 | 11/22/2022 | Helix Water District | 03/16/2022 | Bill Review Fee | 15.82 |
| 241894 | 11/22/2022 | Alameda County Water District | 06/28/2022 | Bill Review Fee | 8.50 |
| 241894 | 11/22/2022 | Alameda County Water District | 06/28/2022 | Bill Review Fee | 8.50 |
| 241894 | 11/22/2022 | Clear Creek Community Services District | 06/07/2022 | Bill Review Fee | 8.50 |

From 11/16/2022
to 11/30/2022

ACWA Joint Powers Insurance Authority
Claims Payment Detail Report

Sorted By Check Date

| <u>Check Number</u> | <u>Check Date</u> | <u>District Name</u> | <u>Claim Date</u> | <u>Transaction Type</u> | <u>Amount</u> |
|---------------------|-------------------|--|-------------------|-------------------------|---------------|
| 241894 | 11/22/2022 | Clear Creek Community Services District | 06/07/2022 | Bill Review Fee | 6.47 |
| 241894 | 11/22/2022 | Clear Creek Community Services District | 06/07/2022 | Bill Review Fee | 8.50 |
| 241894 | 11/22/2022 | Clear Creek Community Services District | 06/07/2022 | Bill Review Fee | 6.47 |
| 241894 | 11/22/2022 | Otay Water District | 06/15/2022 | Bill Review Fee | 8.50 |
| 241894 | 11/22/2022 | Otay Water District | 06/15/2022 | Bill Review Fee | 9.56 |
| 241894 | 11/22/2022 | Mission Springs Water District | 07/07/2022 | Bill Review Fee | 8.50 |
| 241894 | 11/22/2022 | Mission Springs Water District | 07/07/2022 | Bill Review Fee | 9.73 |
| 241894 | 11/22/2022 | Florin Resource Conservation District/Elk Gr | 07/26/2022 | Bill Review Fee | 8.50 |
| 241894 | 11/22/2022 | Florin Resource Conservation District/Elk Gr | 07/26/2022 | Bill Review Fee | 8.50 |
| 241894 | 11/22/2022 | Mission Springs Water District | 07/07/2022 | Bill Review Fee | 8.50 |
| 241894 | 11/22/2022 | Mission Springs Water District | 07/07/2022 | Bill Review Fee | 8.96 |
| 241894 | 11/22/2022 | Mission Springs Water District | 07/07/2022 | Bill Review Fee | 8.50 |
| 241894 | 11/22/2022 | Mission Springs Water District | 07/07/2022 | Bill Review Fee | 9.73 |
| 241894 | 11/22/2022 | Yorba Linda Water District | 10/05/2021 | Bill Review Fee | 8.50 |
| 241894 | 11/22/2022 | Yorba Linda Water District | 10/05/2021 | Bill Review Fee | 20.15 |
| 241894 | 11/22/2022 | Fresno Metropolitan Flood Control District | 07/19/2022 | Bill Review Fee | 8.50 |
| 241894 | 11/22/2022 | Vallecitos Water District | 08/10/2022 | Bill Review Fee | 8.50 |
| 241894 | 11/22/2022 | Vallecitos Water District | 08/10/2022 | Bill Review Fee | 3.47 |
| 241894 | 11/22/2022 | Cucamonga Valley Water District | 08/10/2022 | Bill Review Fee | 8.50 |
| 241894 | 11/22/2022 | Cucamonga Valley Water District | 08/10/2022 | Bill Review Fee | 2.89 |
| 241894 | 11/22/2022 | Scotts Valley Water District | 08/31/2022 | Bill Review Fee | 8.50 |
| 241894 | 11/22/2022 | Scotts Valley Water District | 08/31/2022 | Bill Review Fee | 2.55 |
| 241894 | 11/22/2022 | Scotts Valley Water District | 08/31/2022 | Bill Review Fee | 8.50 |
| 241894 | 11/22/2022 | Scotts Valley Water District | 08/31/2022 | Bill Review Fee | 2.55 |
| 241894 | 11/22/2022 | Mesa Water District | 08/31/2022 | Bill Review Fee | 8.50 |
| 241894 | 11/22/2022 | Mesa Water District | 08/31/2022 | Bill Review Fee | 1.87 |
| 241894 | 11/22/2022 | Moulton Niguel Water District | 10/11/2022 | Bill Review Fee | 8.50 |
| 241894 | 11/22/2022 | Rio Alto Water District | 09/22/2022 | Bill Review Fee | 8.50 |
| 241894 | 11/22/2022 | Rio Alto Water District | 09/22/2022 | Bill Review Fee | 10.29 |
| 241894 | 11/22/2022 | Moulton Niguel Water District | 10/27/2022 | Bill Review Fee | 8.50 |
| 241894 | 11/22/2022 | Helix Water District | 08/19/2021 | Bill Review Fee | 8.50 |
| 241894 | 11/22/2022 | Helix Water District | 08/19/2021 | Bill Review Fee | 22.45 |
| 241894 | 11/22/2022 | Calleguas Municipal Water District | 09/22/2021 | Bill Review Fee | 8.50 |
| 241894 | 11/22/2022 | Calleguas Municipal Water District | 09/22/2021 | Bill Review Fee | 8.50 |
| 241894 | 11/22/2022 | Solano Irrigation District | 09/13/2021 | Bill Review Fee | 8.50 |
| 241894 | 11/22/2022 | Solano Irrigation District | 09/13/2021 | Bill Review Fee | 5.34 |
| 241894 | 11/22/2022 | Calleguas Municipal Water District | 09/22/2021 | Bill Review Fee | 8.50 |
| 241894 | 11/22/2022 | Calleguas Municipal Water District | 09/22/2021 | Bill Review Fee | 7.71 |
| 241894 | 11/22/2022 | El Dorado Irrigation District | 07/14/2021 | Bill Review Fee | 8.50 |

From 11/16/2022
to 11/30/2022

ACWA Joint Powers Insurance Authority
Claims Payment Detail Report

Sorted By Check Date

| <u>Check Number</u> | <u>Check Date</u> | <u>District Name</u> | <u>Claim Date</u> | <u>Transaction Type</u> | <u>Amount</u> |
|---------------------|-------------------|---|-------------------|-------------------------|---------------|
| 241894 | 11/22/2022 | El Dorado Irrigation District | 07/14/2021 | Bill Review Fee | 3.53 |
| 241894 | 11/22/2022 | Ramona Municipal Water District | 02/28/2022 | Bill Review Fee | 8.50 |
| 241894 | 11/22/2022 | Ramona Municipal Water District | 02/28/2022 | Bill Review Fee | 2.53 |
| 241894 | 11/22/2022 | South Coast Water District | 12/06/2021 | Bill Review Fee | 8.50 |
| 241894 | 11/22/2022 | South Coast Water District | 12/06/2021 | Bill Review Fee | 4.12 |
| 241894 | 11/22/2022 | Sweetwater Authority | 12/15/2021 | Bill Review Fee | 8.50 |
| 241894 | 11/22/2022 | Sweetwater Authority | 12/15/2021 | Bill Review Fee | 13.44 |
| 241894 | 11/22/2022 | Tuolumne Utilities District | 11/02/2020 | Bill Review Fee | 8.50 |
| 241894 | 11/22/2022 | East Contra Costa Irrigation District | 10/05/2020 | Bill Review Fee | 8.50 |
| 241894 | 11/22/2022 | East Contra Costa Irrigation District | 10/05/2020 | Bill Review Fee | 3.82 |
| 241894 | 11/22/2022 | Desert Water Agency | 08/22/2020 | Bill Review Fee | 8.50 |
| 241894 | 11/22/2022 | Desert Water Agency | 08/22/2020 | Bill Review Fee | 58.10 |
| 241894 | 11/22/2022 | Mission Springs Water District | 05/19/2021 | Bill Review Fee | 8.50 |
| 241894 | 11/22/2022 | Mission Springs Water District | 05/19/2021 | Bill Review Fee | 22.04 |
| 241894 | 11/22/2022 | Mid-Peninsula Water District | 03/19/2021 | Bill Review Fee | 8.50 |
| 241894 | 11/22/2022 | Mid-Peninsula Water District | 03/19/2021 | Bill Review Fee | 9.43 |
| 241894 | 11/22/2022 | Vista Irrigation District | 06/07/2019 | Bill Review Fee | 8.50 |
| 241894 | 11/22/2022 | Vista Irrigation District | 06/07/2019 | Bill Review Fee | 22.45 |
| 241894 | 11/22/2022 | Orange County Water District | 08/23/2017 | Bill Review Fee | 1.89 |
| 241894 | 11/22/2022 | Orange County Water District | 08/23/2017 | Bill Review Fee | 1.31 |
| 241894 | 11/22/2022 | Orange County Water District | 08/23/2017 | Bill Review Fee | 8.50 |
| 241894 | 11/22/2022 | Santa Ynez River WCD Improvement District | 08/08/2001 | Bill Review Fee | 8.50 |
| 241894 | 11/22/2022 | Santa Ynez River WCD Improvement District | 08/08/2001 | Bill Review Fee | 22.81 |
| 241894 | 11/22/2022 | Panoche Water District | 08/17/2019 | Bill Review Fee | 14.07 |
| 241894 | 11/22/2022 | Laguna Beach County Water District | 10/29/2019 | Bill Review Fee | 8.50 |
| 241894 | 11/22/2022 | Laguna Beach County Water District | 10/29/2019 | Bill Review Fee | 15.93 |
| 241894 | 11/22/2022 | South Tahoe Public Utility District | 08/21/2020 | Bill Review Fee | 8.50 |
| 241894 | 11/22/2022 | Sweetwater Authority | 01/21/2020 | Bill Review Fee | 8.50 |
| 241895 | 11/22/2022 | South Tahoe Public Utility District | 08/21/2020 | TTD | 2,598.86 |
| 241896 | 11/22/2022 | Vista Irrigation District | 02/04/2019 | Deposition/Witness fees | 910.00 |
| 241897 | 11/22/2022 | Alameda County Water District | 09/16/2020 | PPD | 580.00 |
| 241898 | 11/22/2022 | Laguna Beach County Water District | 08/19/2020 | PPD | 870.00 |
| 241899 | 11/22/2022 | Alameda County Water District | 01/25/2021 | PPD | 580.00 |
| 241900 | 11/22/2022 | Alameda County Water District | 06/28/2022 | TTD | 659.88 |
| 241901 | 11/22/2022 | Western Municipal Water District | 10/23/2007 | PPD | 540.00 |
| 241902 | 11/22/2022 | Mission Springs Water District | 09/28/2022 | Mileage | 71.25 |
| 241903 | 11/22/2022 | Tahoe City Public Utility District | 05/08/2020 | PPD | 580.00 |
| 241904 | 11/22/2022 | Tahoe City Public Utility District | 08/11/2020 | PPD | 580.00 |
| 241905 | 11/22/2022 | Santa Clarita Valley Water Agency | 03/01/2022 | TTD | 3,079.42 |

From 11/16/2022
to 11/30/2022

ACWA Joint Powers Insurance Authority
Claims Payment Detail Report

Sorted By Check Date

| <u>Check Number</u> | <u>Check Date</u> | <u>District Name</u> | <u>Claim Date</u> | <u>Transaction Type</u> | <u>Amount</u> |
|---------------------|-------------------|--|-------------------|-----------------------------|---------------|
| 241906 | 11/22/2022 | Santa Clarita Valley Water Agency | 09/02/2021 | TTD | 1,690.66 |
| 241907 | 11/22/2022 | Walnut Valley Water District | 12/26/2019 | TTD | 2,137.06 |
| 241908 | 11/22/2022 | Crescenta Valley Water District | 12/29/2021 | Mileage | 458.24 |
| 241909 | 11/22/2022 | Mission Springs Water District | 05/11/2021 | TTD | 2,635.64 |
| 241910 | 11/22/2022 | Valley Center Municipal Water District | 09/12/2018 | PPD | 580.00 |
| 2004014 | 11/28/2022 | Castroville Community Services District | 02/08/2020 | Expense General | 174.50 |
| 2004015 | 11/28/2022 | Castroville Community Services District | 02/08/2020 | Defense Attorney | 744.50 |
| 2004016 | 11/28/2022 | Butte Water District | 10/04/2020 | Defense Attorney | 61.50 |
| 2004017 | 11/28/2022 | Buena Vista Water Storage District | 06/22/2020 | Defense Attorney | 1,629.00 |
| 2004018 | 11/28/2022 | Alameda County Water District | 07/09/2020 | Defense Attorney | 3,053.50 |
| 2004019 | 11/28/2022 | Alameda County Water District | 07/09/2020 | Expense General | 700.00 |
| 2004020 | 11/28/2022 | Moulton Niguel Water District | 07/06/2022 | Adjuster | 7,794.95 |
| 2004021 | 11/28/2022 | Rainbow Municipal Water District | 08/09/2022 | Adjuster | 8,614.99 |
| 2004022 | 11/28/2022 | Vista Irrigation District | 02/04/2019 | Legal (Defense) | 1,225.50 |
| 2004023 | 11/28/2022 | Otay Water District | 03/29/2021 | Legal (Defense) | 709.50 |
| 2004024 | 11/28/2022 | Bard Water District | 08/20/2012 | Legal (Defense) | 732.50 |
| 2004025 | 11/28/2022 | Ramona Municipal Water District | 10/03/2017 | Legal (Defense) | 860.00 |
| 2004026 | 11/28/2022 | Twentynine Palms Water District | 02/09/2021 | Legal (Defense) | 107.50 |
| 2004027 | 11/28/2022 | Elsinore Valley Municipal Water District | 05/05/2014 | Pharmacy | 19.78 |
| 2004028 | 11/28/2022 | Rancho California Water District | 03/18/2008 | Pharmacy | 14.73 |
| 2004029 | 11/28/2022 | El Toro Water District | 06/22/2015 | Pharmacy | 36.63 |
| 2004030 | 11/28/2022 | Mission Springs Water District | 05/11/2021 | Pharmacy | 8.35 |
| 2004031 | 11/28/2022 | Sweetwater Authority | 09/12/2020 | Pharmacy | 9.04 |
| 2004032 | 11/28/2022 | Yuba County Water Agency | 05/08/2017 | PPD | 580.00 |
| 241911 | 11/29/2022 | Santa Clarita Valley Water Agency | 11/08/2022 | Appraiser | 375.00 |
| 241912 | 11/29/2022 | Rainbow Municipal Water District | 08/09/2022 | Expert | 1,125.00 |
| 241913 | 11/29/2022 | Santa Clarita Valley Water Agency | 08/13/2020 | Expert | 15,317.40 |
| 241914 | 11/29/2022 | Hi-Desert Water District | 10/26/2022 | Liability - Small Claims | 489.54 |
| 241915 | 11/29/2022 | Tuolumne Utilities District | 01/12/2022 | Liability - Property Damage | 4,681.08 |
| 241916 | 11/29/2022 | West Valley Water District | 04/18/2021 | Liability - Property Damage | 1,572.13 |
| 241917 | 11/29/2022 | Santa Clarita Valley Water Agency | 08/13/2020 | Expert | 3,400.00 |
| 241918 | 11/29/2022 | Merced Irrigation District | 07/13/2022 | Liability - Property Damage | 8,007.57 |
| 241919 | 11/29/2022 | Rainbow Municipal Water District | 08/09/2022 | Liability - Property Damage | 4,437.72 |
| 241920 | 11/29/2022 | Rowland Water District | 02/03/2022 | Liability - Property Damage | 34,330.80 |
| 241921 | 11/29/2022 | Tuolumne Utilities District | 01/12/2022 | Liability - Property Damage | 136,458.14 |
| 241922 | 11/29/2022 | Tuolumne Utilities District | 01/12/2022 | Liability - Property Damage | 3,700.00 |
| 241923 | 11/29/2022 | West Valley Water District | 04/18/2021 | Liability- Bodily Injury | 10,500.00 |
| 241924 | 11/29/2022 | West Valley Water District | 04/18/2021 | Liability- Bodily Injury | 11,000.00 |
| 241925 | 11/29/2022 | West Valley Water District | 04/18/2021 | Liability- Bodily Injury | 500.00 |

From 11/16/2022
to 11/30/2022

ACWA Joint Powers Insurance Authority
Claims Payment Detail Report

Sorted By Check Date

| <u>Check Number</u> | <u>Check Date</u> | <u>District Name</u> | <u>Claim Date</u> | <u>Transaction Type</u> | <u>Amount</u> |
|---------------------|-------------------|--|-------------------|-------------------------|---------------|
| 241926 | 11/29/2022 | Panoche Water District | 08/17/2019 | Laboratory fee | 348.61 |
| 241927 | 11/29/2022 | El Dorado Irrigation District | 07/14/2021 | Medical, general | 127.00 |
| 241928 | 11/29/2022 | Sweetwater Authority | 06/16/2022 | TTD | 2,292.54 |
| 241929 | 11/29/2022 | Sweetwater Authority | 01/21/2020 | Physical therapy | 157.94 |
| 241930 | 11/29/2022 | Solano Irrigation District | 09/13/2021 | Physical therapy | 121.12 |
| 241931 | 11/29/2022 | Mesa Water District | 08/31/2022 | Medical, general | 142.07 |
| 241932 | 11/29/2022 | Vallecitos Water District | 08/10/2022 | Medical, general | 263.87 |
| 241933 | 11/29/2022 | Tahoe City Public Utility District | 07/11/2022 | Bill Review Fee | 8.50 |
| 241933 | 11/29/2022 | Tahoe City Public Utility District | 07/11/2022 | Bill Review Fee | 8.50 |
| 241933 | 11/29/2022 | Tahoe City Public Utility District | 07/11/2022 | Bill Review Fee | 8.50 |
| 241933 | 11/29/2022 | Florin Resource Conservation District/Elk Gr | 07/26/2022 | Bill Review Fee | 8.50 |
| 241933 | 11/29/2022 | Florin Resource Conservation District/Elk Gr | 07/26/2022 | Bill Review Fee | 8.50 |
| 241933 | 11/29/2022 | Santa Clarita Valley Water Agency | 08/04/2022 | Bill Review Fee | 0.54 |
| 241933 | 11/29/2022 | Cucamonga Valley Water District | 08/10/2022 | Bill Review Fee | 8.50 |
| 241933 | 11/29/2022 | Cucamonga Valley Water District | 08/10/2022 | Bill Review Fee | 2.50 |
| 241933 | 11/29/2022 | Cucamonga Valley Water District | 08/10/2022 | Bill Review Fee | 8.50 |
| 241933 | 11/29/2022 | Cucamonga Valley Water District | 08/10/2022 | Bill Review Fee | 2.89 |
| 241933 | 11/29/2022 | Cucamonga Valley Water District | 08/10/2022 | Bill Review Fee | 8.50 |
| 241933 | 11/29/2022 | Cucamonga Valley Water District | 08/10/2022 | Bill Review Fee | 2.81 |
| 241933 | 11/29/2022 | Antelope Valley-East Kern Water Agency | 07/07/2022 | Bill Review Fee | 8.50 |
| 241933 | 11/29/2022 | Antelope Valley-East Kern Water Agency | 07/07/2022 | Bill Review Fee | 57.50 |
| 241933 | 11/29/2022 | Antelope Valley-East Kern Water Agency | 07/07/2022 | Bill Review Fee | 8.50 |
| 241933 | 11/29/2022 | Antelope Valley-East Kern Water Agency | 07/07/2022 | Bill Review Fee | 36.85 |
| 241933 | 11/29/2022 | Antelope Valley-East Kern Water Agency | 07/07/2022 | Bill Review Fee | 8.50 |
| 241933 | 11/29/2022 | Antelope Valley-East Kern Water Agency | 07/07/2022 | Bill Review Fee | 125.00 |
| 241933 | 11/29/2022 | Mission Springs Water District | 07/07/2022 | Bill Review Fee | 8.50 |
| 241933 | 11/29/2022 | South Tahoe Public Utility District | 07/14/2022 | Bill Review Fee | 8.50 |
| 241933 | 11/29/2022 | South Tahoe Public Utility District | 07/14/2022 | Bill Review Fee | 3.46 |
| 241933 | 11/29/2022 | Alameda County Water District | 06/28/2022 | Bill Review Fee | 2.40 |
| 241933 | 11/29/2022 | Vallecitos Water District | 06/15/2022 | Bill Review Fee | 8.50 |
| 241933 | 11/29/2022 | Alameda County Water District | 06/28/2022 | Bill Review Fee | 8.50 |
| 241933 | 11/29/2022 | Alameda County Water District | 06/28/2022 | Bill Review Fee | 3.77 |
| 241933 | 11/29/2022 | Alameda County Water District | 06/28/2022 | Bill Review Fee | 8.50 |
| 241933 | 11/29/2022 | Santa Clarita Valley Water Agency | 03/01/2022 | Bill Review Fee | 8.50 |
| 241933 | 11/29/2022 | Santa Clarita Valley Water Agency | 03/01/2022 | Bill Review Fee | 2.56 |
| 241933 | 11/29/2022 | Helix Water District | 03/16/2022 | Bill Review Fee | 8.50 |
| 241933 | 11/29/2022 | Helix Water District | 03/16/2022 | Bill Review Fee | 15.82 |
| 241933 | 11/29/2022 | Helix Water District | 03/16/2022 | Bill Review Fee | 8.50 |
| 241933 | 11/29/2022 | Helix Water District | 03/16/2022 | Bill Review Fee | 7.76 |

From 11/16/2022
to 11/30/2022

ACWA Joint Powers Insurance Authority
Claims Payment Detail Report

Sorted By Check Date

| <u>Check Number</u> | <u>Check Date</u> | <u>District Name</u> | <u>Claim Date</u> | <u>Transaction Type</u> | <u>Amount</u> |
|---------------------|-------------------|---|-------------------|-------------------------|---------------|
| 241933 | 11/29/2022 | Mesa Water District | 08/31/2022 | Bill Review Fee | 8.50 |
| 241933 | 11/29/2022 | Mesa Water District | 08/31/2022 | Bill Review Fee | 2.05 |
| 241933 | 11/29/2022 | Western Municipal Water District | 10/03/2022 | Bill Review Fee | 8.50 |
| 241933 | 11/29/2022 | Western Municipal Water District | 10/03/2022 | Bill Review Fee | 4.28 |
| 241933 | 11/29/2022 | Goleta Water District | 09/01/2022 | Bill Review Fee | 8.50 |
| 241933 | 11/29/2022 | Moulton Niguel Water District | 08/26/2022 | Bill Review Fee | 8.50 |
| 241933 | 11/29/2022 | Moulton Niguel Water District | 08/26/2022 | Bill Review Fee | 19.19 |
| 241933 | 11/29/2022 | Helix Water District | 07/27/2022 | Bill Review Fee | 8.50 |
| 241933 | 11/29/2022 | Helix Water District | 07/27/2022 | Bill Review Fee | 1.99 |
| 241933 | 11/29/2022 | San Bernardino Valley Municipal Water Distr | 08/19/2022 | Bill Review Fee | 8.50 |
| 241933 | 11/29/2022 | San Bernardino Valley Municipal Water Distr | 08/19/2022 | Bill Review Fee | 5.14 |
| 241933 | 11/29/2022 | Cucamonga Valley Water District | 10/24/2022 | Bill Review Fee | 8.50 |
| 241933 | 11/29/2022 | Cucamonga Valley Water District | 10/24/2022 | Bill Review Fee | 8.50 |
| 241933 | 11/29/2022 | Cucamonga Valley Water District | 10/24/2022 | Bill Review Fee | 8.50 |
| 241933 | 11/29/2022 | Glenn-Colusa Irrigation District | 07/13/2021 | Bill Review Fee | 8.50 |
| 241933 | 11/29/2022 | Glenn-Colusa Irrigation District | 10/19/2021 | Bill Review Fee | 8.50 |
| 241933 | 11/29/2022 | Glenn-Colusa Irrigation District | 10/19/2021 | Bill Review Fee | 6.29 |
| 241933 | 11/29/2022 | Clear Creek Community Services District | 10/19/2021 | Bill Review Fee | 8.50 |
| 241933 | 11/29/2022 | Clear Creek Community Services District | 10/19/2021 | Bill Review Fee | 3.53 |
| 241933 | 11/29/2022 | Sweetwater Authority | 12/15/2021 | Bill Review Fee | 8.50 |
| 241933 | 11/29/2022 | Sweetwater Authority | 12/15/2021 | Bill Review Fee | 10.38 |
| 241933 | 11/29/2022 | Sweetwater Authority | 12/15/2021 | Bill Review Fee | 8.50 |
| 241933 | 11/29/2022 | Sweetwater Authority | 12/15/2021 | Bill Review Fee | 10.38 |
| 241933 | 11/29/2022 | South Coast Water District | 12/06/2021 | Bill Review Fee | 8.50 |
| 241933 | 11/29/2022 | South Coast Water District | 12/06/2021 | Bill Review Fee | 7.57 |
| 241933 | 11/29/2022 | Paradise Irrigation District | 07/30/2021 | Bill Review Fee | 8.50 |
| 241933 | 11/29/2022 | Paradise Irrigation District | 07/30/2021 | Bill Review Fee | 7.41 |
| 241933 | 11/29/2022 | Glenn-Colusa Irrigation District | 06/21/2021 | Bill Review Fee | 8.50 |
| 241933 | 11/29/2022 | Glenn-Colusa Irrigation District | 06/21/2021 | Bill Review Fee | 4.77 |
| 241933 | 11/29/2022 | Glenn-Colusa Irrigation District | 06/21/2021 | Bill Review Fee | 8.50 |
| 241933 | 11/29/2022 | Glenn-Colusa Irrigation District | 06/21/2021 | Bill Review Fee | 4.77 |
| 241933 | 11/29/2022 | South Tahoe Public Utility District | 08/21/2020 | Bill Review Fee | 8.50 |
| 241933 | 11/29/2022 | South Tahoe Public Utility District | 08/21/2020 | Bill Review Fee | 6.79 |
| 241933 | 11/29/2022 | Sweetwater Authority | 01/21/2020 | Bill Review Fee | 8.50 |
| 241933 | 11/29/2022 | Valley of the Moon Water District | 03/26/2020 | Bill Review Fee | 8.50 |
| 241933 | 11/29/2022 | Valley of the Moon Water District | 03/26/2020 | Bill Review Fee | 4.50 |
| 241933 | 11/29/2022 | Goleta Water District | 04/18/2018 | Bill Review Fee | 26.79 |
| 241933 | 11/29/2022 | Walnut Valley Water District | 12/26/2019 | Bill Review Fee | 8.50 |
| 241933 | 11/29/2022 | Walnut Valley Water District | 12/26/2019 | Bill Review Fee | 41.08 |

From 11/16/2022
to 11/30/2022

ACWA Joint Powers Insurance Authority
Claims Payment Detail Report

Sorted By Check Date

| <u>Check Number</u> | <u>Check Date</u> | <u>District Name</u> | <u>Claim Date</u> | <u>Transaction Type</u> | <u>Amount</u> |
|---------------------|-------------------|--|-------------------|-------------------------|---------------|
| 241933 | 11/29/2022 | Tahoe City Public Utility District | 08/11/2020 | Bill Review Fee | 8.50 |
| 241933 | 11/29/2022 | Tahoe City Public Utility District | 08/11/2020 | Bill Review Fee | 358.75 |
| 241933 | 11/29/2022 | Laguna Beach County Water District | 10/29/2019 | Bill Review Fee | 8.50 |
| 241933 | 11/29/2022 | Laguna Beach County Water District | 10/29/2019 | Bill Review Fee | 0.46 |
| 241933 | 11/29/2022 | Laguna Beach County Water District | 10/29/2019 | Bill Review Fee | 8.50 |
| 241933 | 11/29/2022 | Laguna Beach County Water District | 10/29/2019 | Bill Review Fee | 8.50 |
| 241933 | 11/29/2022 | Laguna Beach County Water District | 10/29/2019 | Bill Review Fee | 31.40 |
| 241933 | 11/29/2022 | Goleta Water District | 04/18/2018 | Bill Review Fee | 15.36 |
| 241933 | 11/29/2022 | Goleta Water District | 04/18/2018 | Bill Review Fee | 14.60 |
| 241933 | 11/29/2022 | Goleta Water District | 04/18/2018 | Bill Review Fee | 27.56 |
| 241933 | 11/29/2022 | El Toro Water District | 06/22/2015 | Bill Review Fee | 8.50 |
| 241933 | 11/29/2022 | El Toro Water District | 06/22/2015 | Bill Review Fee | 33.93 |
| 241933 | 11/29/2022 | San Luis Water District | 08/09/2013 | Bill Review Fee | 8.50 |
| 241933 | 11/29/2022 | San Luis Water District | 08/09/2013 | Bill Review Fee | 1.70 |
| 241933 | 11/29/2022 | Bella Vista Water District | 09/01/2000 | Bill Review Fee | 8.50 |
| 241933 | 11/29/2022 | Patterson Irrigation District | 08/09/2012 | Bill Review Fee | 8.50 |
| 241934 | 11/29/2022 | San Juan Water District | 01/26/2016 | Legal (Defense) | 400.16 |
| 241935 | 11/29/2022 | Clear Creek Community Services District | 06/07/2022 | Physical therapy | 77.59 |
| 241936 | 11/29/2022 | Clear Creek Community Services District | 06/07/2022 | Physical therapy | 77.59 |
| 241937 | 11/29/2022 | Tuolumne Utilities District | 11/02/2020 | Med/Legal evaluation | 2,537.00 |
| 241938 | 11/29/2022 | Calleguas Municipal Water District | 09/22/2021 | Medical, general | 13.99 |
| 241939 | 11/29/2022 | Calleguas Municipal Water District | 09/22/2021 | Medical, general | 13.99 |
| 241940 | 11/29/2022 | East Contra Costa Irrigation District | 03/03/2022 | Medical, general | 193.96 |
| 241941 | 11/29/2022 | Yolo County Flood Control & Water Conserv | 11/21/1991 | Life pension | 84.00 |
| 241942 | 11/29/2022 | Santa Ynez River WCD Improvement District | 08/08/2001 | Medical, general | 112.26 |
| 241943 | 11/29/2022 | East Contra Costa Irrigation District | 10/05/2020 | Medical, general | 202.89 |
| 241944 | 11/29/2022 | Scotts Valley Water District | 08/31/2022 | Physical therapy | 135.37 |
| 241945 | 11/29/2022 | Scotts Valley Water District | 08/31/2022 | Physical therapy | 135.37 |
| 241946 | 11/29/2022 | Moulton Niguel Water District | 11/14/2022 | TTD | 1,685.72 |
| 241947 | 11/29/2022 | Florin Resource Conservation District/Elk Gr | 07/26/2022 | Diagnostics | 350.28 |
| 241948 | 11/29/2022 | Truckee Donner Public Utility District | 11/06/2020 | PPD | 6,960.00 |
| 241949 | 11/29/2022 | East Contra Costa Irrigation District | 03/03/2022 | TTD | 2,545.74 |
| 241950 | 11/29/2022 | Otay Water District | 06/15/2022 | Physical therapy | 114.78 |
| 241951 | 11/29/2022 | Mission Springs Water District | 07/07/2022 | Physical therapy | 107.51 |
| 241952 | 11/29/2022 | Mission Springs Water District | 07/07/2022 | Physical therapy | 116.82 |
| 241953 | 11/29/2022 | Sweetwater Authority | 12/15/2021 | Physical therapy | 161.26 |
| 241954 | 11/29/2022 | Mission Springs Water District | 07/07/2022 | Physical therapy | 116.82 |
| 241955 | 11/29/2022 | Calleguas Municipal Water District | 09/22/2021 | Physical therapy | 92.59 |
| 241956 | 11/29/2022 | Vista Irrigation District | 06/07/2019 | Medical, general | 98.27 |

From 11/16/2022
to 11/30/2022

ACWA Joint Powers Insurance Authority
Claims Payment Detail Report

Sorted By Check Date

| <u>Check Number</u> | <u>Check Date</u> | <u>District Name</u> | <u>Claim Date</u> | <u>Transaction Type</u> | <u>Amount</u> |
|---------------------|-------------------|--|-------------------|-------------------------|---------------|
| 241957 | 11/29/2022 | Alameda County Water District | 06/28/2022 | DME Supplies | 241.62 |
| 241958 | 11/29/2022 | Cucamonga Valley Water District | 08/10/2022 | Physical therapy | 153.42 |
| 241959 | 11/29/2022 | Orange County Water District | 08/23/2017 | Physical therapy | 99.66 |
| 241960 | 11/29/2022 | Orange County Water District | 08/23/2017 | Physical therapy | 143.55 |
| 241961 | 11/29/2022 | Desert Water Agency | 08/22/2020 | Medical, general | 637.37 |
| 241962 | 11/29/2022 | Rio Alto Water District | 09/22/2022 | Medical, general | 145.15 |
| 241963 | 11/29/2022 | Mid-Peninsula Water District | 03/19/2021 | Medical, general | 339.34 |
| 241964 | 11/29/2022 | Helix Water District | 08/19/2021 | Medical, general | 112.26 |
| 241965 | 11/29/2022 | Helix Water District | 03/16/2022 | Physical therapy | 75.00 |
| 241966 | 11/29/2022 | Helix Water District | 03/16/2022 | Physical therapy | 75.00 |
| 241967 | 11/29/2022 | Ramona Municipal Water District | 02/28/2022 | Medical, general | 191.97 |
| 241968 | 11/29/2022 | San Luis & Delta-Mendota Water Authority | 12/07/2021 | PPD | 580.00 |
| 241969 | 11/29/2022 | Alameda County Water District | 06/28/2022 | Pharmacy | 64.36 |
| 241970 | 11/29/2022 | Yorba Linda Water District | 10/05/2021 | Medical, general | 166.86 |
| 241971 | 11/29/2022 | Laguna Beach County Water District | 10/29/2019 | Physical therapy | 191.15 |
| 241972 | 11/29/2022 | Fresno Metropolitan Flood Control District | 07/19/2022 | Medical, general | 127.12 |
| 241973 | 11/29/2022 | Florin Resource Conservation District/Elk Gr | 07/26/2022 | Medical, general | 140.12 |
| 241974 | 11/29/2022 | South Coast Water District | 12/06/2021 | Medical, general | 29.66 |
| 241975 | 11/29/2022 | Mission Springs Water District | 07/07/2022 | Medical, general | 26.50 |
| 241976 | 11/29/2022 | Mission Springs Water District | 05/19/2021 | Medical, general | 107.35 |
| 241977 | 11/29/2022 | South Tahoe Public Utility District | 06/25/2019 | PPD | 580.00 |
| 241978 | 11/29/2022 | Moulton Niguel Water District | 10/11/2022 | Pharmacy | 9.71 |
| 241979 | 11/29/2022 | Moulton Niguel Water District | 10/27/2022 | Pharmacy | 21.24 |
| 2004033 | 11/30/2022 | Water Employee Services Authority | 12/10/2018 | Legal (Defense) | 731.00 |
| 2004034 | 11/30/2022 | Sweetwater Authority | 06/30/2020 | Legal (Defense) | 279.50 |
| 2004035 | 11/30/2022 | Vallecitos Water District | 01/14/2016 | Legal (Defense) | 549.86 |
| 2004036 | 11/30/2022 | Walnut Valley Water District | 12/26/2019 | Legal (Defense) | 43.00 |
| 2004037 | 11/30/2022 | Ramona Municipal Water District | 05/05/2022 | Legal (Defense) | 3,129.75 |
| 2004038 | 11/30/2022 | Ramona Municipal Water District | 04/10/2013 | Legal (Defense) | 107.50 |
| 2004039 | 11/30/2022 | South Coast Water District | 07/24/2022 | Adjuster | 138.60 |
| 2004040 | 11/30/2022 | South Coast Water District | 07/24/2022 | Adjuster | 2,243.65 |
| 2004041 | 11/30/2022 | Truckee Donner Public Utility District | 08/29/2022 | Adjuster | 1,460.50 |
| 2004042 | 11/30/2022 | Mid-Peninsula Water District | 04/05/2021 | Adjuster | 930.43 |
| 2004043 | 11/30/2022 | Rosedale-Rio Bravo Water Storage District | 08/07/2019 | Defense Attorney | 399.00 |
| 2004044 | 11/30/2022 | Glenn-Colusa Irrigation District | 03/02/2021 | Defense Attorney | 1,463.00 |
| 2004045 | 11/30/2022 | Glenn-Colusa Irrigation District | 03/02/2021 | Expense General | 94.00 |
| 2004046 | 11/30/2022 | Lindsay-Strathmore Irrigation District | 04/15/2021 | Defense Attorney | 593.00 |
| 2004047 | 11/30/2022 | Fair Oaks Water District | 10/26/2021 | Defense Attorney | 2,641.00 |
| 2004048 | 11/30/2022 | Fair Oaks Water District | 10/26/2021 | Expense General | 70.00 |

From 11/16/2022
to 11/30/2022

ACWA Joint Powers Insurance Authority
Claims Payment Detail Report

Sorted By Check Date

| <u>Check Number</u> | <u>Check Date</u> | <u>District Name</u> | <u>Claim Date</u> | <u>Transaction Type</u> | <u>Amount</u> |
|---------------------|-------------------|---|-------------------|------------------------------|---------------|
| 2004049 | 11/30/2022 | San Juan Water District | 01/05/2022 | Defense Attorney | 684.00 |
| 241980 | 11/30/2022 | Rowland Water District | 11/09/2022 | Appraiser | 110.00 |
| 241981 | 11/30/2022 | Soquel Creek Water District | 05/09/2022 | Liability - Small Claims | 351.23 |
| 241982 | 11/30/2022 | El Toro Water District | 09/19/2022 | Property - District Property | 9,890.12 |
| 241983 | 11/30/2022 | Rowland Water District | 02/03/2022 | Liability - Property Damage | 89,487.26 |
| 241984 | 11/30/2022 | Western Canal Water District | 09/30/2021 | Mileage | 56.25 |
| 241985 | 11/30/2022 | Tahoe City Public Utility District | 08/11/2020 | Hospital (Outpatient) | 1,773.16 |
| 241986 | 11/30/2022 | South Coast Water District | 12/06/2021 | Anesthesiologist | 214.51 |
| 241987 | 11/30/2022 | Mesa Water District | 08/31/2022 | Chiropractor | 155.55 |
| 241988 | 11/30/2022 | Calaveras Public Utility District | 09/28/2022 | Bill Review Fee | 8.50 |
| 241988 | 11/30/2022 | Calaveras Public Utility District | 09/28/2022 | Bill Review Fee | 2.02 |
| 241988 | 11/30/2022 | Calaveras Public Utility District | 09/28/2022 | Bill Review Fee | 8.50 |
| 241988 | 11/30/2022 | Calaveras Public Utility District | 09/28/2022 | Bill Review Fee | 0.26 |
| 241988 | 11/30/2022 | Scotts Valley Water District | 08/31/2022 | Bill Review Fee | 8.50 |
| 241988 | 11/30/2022 | Scotts Valley Water District | 08/31/2022 | Bill Review Fee | 2.55 |
| 241988 | 11/30/2022 | San Bernardino Valley Municipal Water Distr | 08/19/2022 | Bill Review Fee | 8.50 |
| 241988 | 11/30/2022 | San Bernardino Valley Municipal Water Distr | 08/19/2022 | Bill Review Fee | 3.55 |
| 241988 | 11/30/2022 | Kern County Water Agency | 10/25/2022 | Bill Review Fee | 8.50 |
| 241988 | 11/30/2022 | Kern County Water Agency | 10/25/2022 | Bill Review Fee | 13.63 |
| 241988 | 11/30/2022 | Sunnyslope County Water District | 10/20/2022 | Bill Review Fee | 8.50 |
| 241988 | 11/30/2022 | Sunnyslope County Water District | 10/20/2022 | Bill Review Fee | 4.06 |
| 241988 | 11/30/2022 | Sunnyslope County Water District | 10/20/2022 | Bill Review Fee | 8.50 |
| 241988 | 11/30/2022 | Sunnyslope County Water District | 10/20/2022 | Bill Review Fee | 4.31 |
| 241988 | 11/30/2022 | Sunnyslope County Water District | 10/20/2022 | Bill Review Fee | 8.50 |
| 241988 | 11/30/2022 | Sunnyslope County Water District | 10/20/2022 | Bill Review Fee | 5.22 |
| 241988 | 11/30/2022 | Thermalito Water & Sewer District | 10/25/2022 | Bill Review Fee | 8.50 |
| 241988 | 11/30/2022 | Thermalito Water & Sewer District | 10/25/2022 | Bill Review Fee | 9.80 |
| 241988 | 11/30/2022 | Water Employee Services Authority | 10/26/2022 | Bill Review Fee | 8.50 |
| 241988 | 11/30/2022 | Water Employee Services Authority | 10/26/2022 | Bill Review Fee | 16.30 |
| 241988 | 11/30/2022 | Desert Water Agency | 04/29/2022 | Bill Review Fee | 8.50 |
| 241988 | 11/30/2022 | Desert Water Agency | 04/29/2022 | Bill Review Fee | 1.54 |
| 241988 | 11/30/2022 | Helix Water District | 03/16/2022 | Bill Review Fee | 8.50 |
| 241988 | 11/30/2022 | Helix Water District | 03/16/2022 | Bill Review Fee | 15.82 |
| 241988 | 11/30/2022 | Helix Water District | 03/16/2022 | Bill Review Fee | 8.50 |
| 241988 | 11/30/2022 | Kaweah Delta Water Conservation District | 03/22/2022 | Bill Review Fee | 8.50 |
| 241988 | 11/30/2022 | Kaweah Delta Water Conservation District | 03/22/2022 | Bill Review Fee | 58.62 |
| 241988 | 11/30/2022 | Kaweah Delta Water Conservation District | 03/22/2022 | Bill Review Fee | 8.50 |
| 241988 | 11/30/2022 | Kaweah Delta Water Conservation District | 03/22/2022 | Bill Review Fee | 14.14 |
| 241988 | 11/30/2022 | Alameda County Water District | 06/28/2022 | Bill Review Fee | 8.50 |

From 11/16/2022
to 11/30/2022

ACWA Joint Powers Insurance Authority
Claims Payment Detail Report

Sorted By Check Date

| <u>Check Number</u> | <u>Check Date</u> | <u>District Name</u> | <u>Claim Date</u> | <u>Transaction Type</u> | <u>Amount</u> |
|---------------------|-------------------|--|-------------------|-------------------------|---------------|
| 241988 | 11/30/2022 | Otay Water District | 06/27/2022 | Bill Review Fee | 8.50 |
| 241988 | 11/30/2022 | Otay Water District | 06/27/2022 | Bill Review Fee | 4.49 |
| 241988 | 11/30/2022 | Clear Creek Community Services District | 06/07/2022 | Bill Review Fee | 8.50 |
| 241988 | 11/30/2022 | Clear Creek Community Services District | 06/07/2022 | Bill Review Fee | 6.47 |
| 241988 | 11/30/2022 | Clear Creek Community Services District | 06/07/2022 | Bill Review Fee | 8.50 |
| 241988 | 11/30/2022 | Clear Creek Community Services District | 06/07/2022 | Bill Review Fee | 6.47 |
| 241988 | 11/30/2022 | Mission Springs Water District | 07/07/2022 | Bill Review Fee | 8.50 |
| 241988 | 11/30/2022 | Mission Springs Water District | 07/07/2022 | Bill Review Fee | 9.73 |
| 241988 | 11/30/2022 | Mission Springs Water District | 07/07/2022 | Bill Review Fee | 8.50 |
| 241988 | 11/30/2022 | San Luis & Delta-Mendota Water Authority | 07/18/2022 | Bill Review Fee | 8.50 |
| 241988 | 11/30/2022 | San Luis & Delta-Mendota Water Authority | 07/18/2022 | Bill Review Fee | 13.34 |
| 241988 | 11/30/2022 | Fair Oaks Water District | 12/28/2021 | Bill Review Fee | 8.50 |
| 241988 | 11/30/2022 | Fair Oaks Water District | 12/28/2021 | Bill Review Fee | 20.87 |
| 241988 | 11/30/2022 | Ramona Municipal Water District | 02/28/2022 | Bill Review Fee | 8.50 |
| 241988 | 11/30/2022 | Ramona Municipal Water District | 02/28/2022 | Bill Review Fee | 2.53 |
| 241988 | 11/30/2022 | South Coast Water District | 01/10/2022 | Bill Review Fee | 8.50 |
| 241988 | 11/30/2022 | South Coast Water District | 01/10/2022 | Bill Review Fee | 22.69 |
| 241988 | 11/30/2022 | Calleguas Municipal Water District | 09/22/2021 | Bill Review Fee | 8.50 |
| 241988 | 11/30/2022 | Calleguas Municipal Water District | 09/22/2021 | Bill Review Fee | 7.71 |
| 241988 | 11/30/2022 | Mid-Peninsula Water District | 03/19/2021 | Bill Review Fee | 8.50 |
| 241988 | 11/30/2022 | Mid-Peninsula Water District | 03/19/2021 | Bill Review Fee | 15.29 |
| 241988 | 11/30/2022 | South Tahoe Public Utility District | 08/21/2020 | Bill Review Fee | 8.50 |
| 241988 | 11/30/2022 | South Tahoe Public Utility District | 08/21/2020 | Bill Review Fee | 0.81 |
| 241988 | 11/30/2022 | Mesa Water District | 07/30/2020 | Bill Review Fee | 8.50 |
| 241988 | 11/30/2022 | Mesa Water District | 07/30/2020 | Bill Review Fee | 12.40 |
| 241988 | 11/30/2022 | Walnut Valley Water District | 12/26/2019 | Bill Review Fee | 8.50 |
| 241988 | 11/30/2022 | Walnut Valley Water District | 12/26/2019 | Bill Review Fee | 24.41 |
| 241988 | 11/30/2022 | El Toro Water District | 09/25/2019 | Bill Review Fee | 8.50 |
| 241988 | 11/30/2022 | El Toro Water District | 09/25/2019 | Bill Review Fee | 0.94 |
| 241988 | 11/30/2022 | El Toro Water District | 09/25/2019 | Bill Review Fee | 8.50 |
| 241988 | 11/30/2022 | El Toro Water District | 09/25/2019 | Bill Review Fee | 0.94 |
| 241988 | 11/30/2022 | Laguna Beach County Water District | 10/29/2019 | Bill Review Fee | 8.50 |
| 241988 | 11/30/2022 | Tulare Irrigation District | 11/18/2019 | Bill Review Fee | 8.50 |
| 241988 | 11/30/2022 | Tulare Irrigation District | 11/18/2019 | Bill Review Fee | 10.61 |
| 241988 | 11/30/2022 | Corcoran Irrigation District | 01/09/2015 | Bill Review Fee | 8.50 |
| 241988 | 11/30/2022 | Corcoran Irrigation District | 01/09/2015 | Bill Review Fee | 6.91 |
| 241989 | 11/30/2022 | Woodbridge Irrigation District | 11/05/2019 | Legal (Defense) | 476.38 |
| 241990 | 11/30/2022 | Merced Irrigation District | 04/21/2020 | Legal (Defense) | 38.11 |
| 241991 | 11/30/2022 | Merced Irrigation District | 04/21/2020 | Legal (Defense) | 432.60 |

From 11/16/2022
to 11/30/2022

ACWA Joint Powers Insurance Authority
Claims Payment Detail Report

Sorted By Check Date

| <u>Check Number</u> | <u>Check Date</u> | <u>District Name</u> | <u>Claim Date</u> | <u>Transaction Type</u> | <u>Amount</u> |
|---------------------|-------------------|--|-------------------|-------------------------|---------------|
| 241992 | 11/30/2022 | Mission Springs Water District | 05/11/2021 | Legal (Defense) | 558.78 |
| 241993 | 11/30/2022 | Palmdale Water District | 10/31/2021 | Legal (Defense) | 590.71 |
| 241994 | 11/30/2022 | Vallecitos Water District | 06/15/2022 | Med/Legal evaluation | 4,709.06 |
| 241995 | 11/30/2022 | Laguna Beach County Water District | 10/29/2019 | Medical, general | 12.17 |
| 241996 | 11/30/2022 | Goleta Water District | 09/01/2022 | Photocopy | 283.90 |
| 241997 | 11/30/2022 | Alameda County Water District | 06/28/2022 | DME Supplies | 4,428.74 |
| 241998 | 11/30/2022 | Tahoe City Public Utility District | 07/11/2022 | Medical, general | 107.00 |
| 241999 | 11/30/2022 | Glenn-Colusa Irrigation District | 07/13/2021 | Med/Legal evaluation | 3,800.00 |
| 242000 | 11/30/2022 | Santa Clarita Valley Water Agency | 03/01/2022 | Medical, general | 194.75 |
| 242001 | 11/30/2022 | Alameda County Water District | 06/28/2022 | Physical therapy | 200.37 |
| 242002 | 11/30/2022 | Cucamonga Valley Water District | 08/10/2022 | Medical, general | 132.78 |
| 242003 | 11/30/2022 | San Bernardino Valley Municipal Water Distr | 08/19/2022 | Medical, general | 273.05 |
| 242004 | 11/30/2022 | Alameda County Water District | 06/28/2022 | Physical therapy | 127.30 |
| 242005 | 11/30/2022 | Cucamonga Valley Water District | 08/10/2022 | Physical therapy | 153.42 |
| 242006 | 11/30/2022 | Antelope Valley-East Kern Water Agency | 07/07/2022 | DME Supplies | 589.62 |
| 242007 | 11/30/2022 | Antelope Valley-East Kern Water Agency | 07/07/2022 | DME Supplies | 2,000.00 |
| 242008 | 11/30/2022 | Antelope Valley-East Kern Water Agency | 07/07/2022 | DME Supplies | 920.00 |
| 242009 | 11/30/2022 | Helix Water District | 03/16/2022 | Physical therapy | 75.00 |
| 242010 | 11/30/2022 | Moulton Niguel Water District | 08/26/2022 | Medical, general | 150.29 |
| 242011 | 11/30/2022 | South Tahoe Public Utility District | 07/14/2022 | Anesthesiologist | 492.36 |
| 242012 | 11/30/2022 | South Tahoe Public Utility District | 08/21/2020 | Anesthesiologist | 586.44 |
| 242013 | 11/30/2022 | Florin Resource Conservation District/Elk Gr | 07/26/2022 | Diagnostics | 92.42 |
| 242014 | 11/30/2022 | Goleta Water District | 04/18/2018 | Medical, general | 658.53 |
| 242015 | 11/30/2022 | Goleta Water District | 04/18/2018 | Physical therapy | 585.36 |
| 242016 | 11/30/2022 | Goleta Water District | 04/18/2018 | Physical therapy | 1,829.25 |
| 242017 | 11/30/2022 | Goleta Water District | 04/18/2018 | Physical therapy | 1,756.08 |

From 12/01/2022
to 12/15/2022

ACWA Joint Powers Insurance Authority
Claims Payment Detail Report

Sorted By Check Date

| <u>Check Number</u> | <u>Check Date</u> | <u>District Name</u> | <u>Claim Date</u> | <u>Transaction Type</u> | <u>Amount</u> |
|---------------------|-------------------|--|-------------------|-----------------------------|---------------|
| 242018 | 12/01/2022 | Truckee Donner Public Utility District | 08/29/2022 | Liability - Property Damage | 36,627.70 |
| 242019 | 12/01/2022 | Rainbow Municipal Water District | 08/09/2022 | Liability - Property Damage | 39,373.44 |
| 242020 | 12/01/2022 | Bella Vista Water District | 09/01/2000 | Medical, general | 161.51 |
| 242021 | 12/01/2022 | Clear Creek Community Services District | 10/19/2021 | Medical, general | 127.00 |
| 242022 | 12/01/2022 | San Luis & Delta-Mendota Water Authority | 07/18/2022 | Physical therapy | 91.33 |
| 242023 | 12/01/2022 | Goleta Water District | 09/01/2022 | Physical therapy | 100.36 |
| 242024 | 12/01/2022 | Berrenda Mesa Water District | 02/25/2013 | PPD | 460.00 |
| 242025 | 12/01/2022 | Vallecitos Water District | 10/15/2020 | Medical, general | 212.50 |
| 242026 | 12/01/2022 | Vallecitos Water District | 10/15/2020 | Medical, general | 212.50 |
| 242027 | 12/01/2022 | South Tahoe Public Utility District | 08/21/2020 | Physical therapy | 198.06 |
| 242028 | 12/01/2022 | Water Employee Services Authority | 10/26/2022 | Diagnostics | 107.12 |
| 242029 | 12/01/2022 | Otay Water District | 06/27/2022 | Medical, general | 238.66 |
| 242030 | 12/01/2022 | Glenn-Colusa Irrigation District | 06/21/2021 | Medical, general | 69.49 |
| 242031 | 12/01/2022 | Paradise Irrigation District | 07/30/2021 | Medical, general | 104.06 |
| 242032 | 12/01/2022 | Glenn-Colusa Irrigation District | 10/19/2021 | Medical, general | 95.66 |
| 242033 | 12/01/2022 | Glenn-Colusa Irrigation District | 06/21/2021 | Medical, general | 69.49 |
| 242034 | 12/01/2022 | Thermalito Water & Sewer District | 10/25/2022 | Medical, general | 222.12 |
| 242035 | 12/01/2022 | Thermalito Water & Sewer District | 10/25/2022 | Bill Review Fee | 8.50 |
| 242035 | 12/01/2022 | Thermalito Water & Sewer District | 10/25/2022 | Bill Review Fee | 6.25 |
| 242035 | 12/01/2022 | Thermalito Water & Sewer District | 10/25/2022 | Bill Review Fee | 8.50 |
| 242035 | 12/01/2022 | Thermalito Water & Sewer District | 10/25/2022 | Bill Review Fee | 4.83 |
| 242035 | 12/01/2022 | Merced Irrigation District | 10/27/2022 | Bill Review Fee | 8.50 |
| 242035 | 12/01/2022 | Merced Irrigation District | 10/27/2022 | Bill Review Fee | 15.35 |
| 242035 | 12/01/2022 | Panoche Water District | 08/17/2019 | Bill Review Fee | 8.50 |
| 242035 | 12/01/2022 | Sweetwater Authority | 01/21/2020 | Bill Review Fee | 8.50 |
| 242035 | 12/01/2022 | Sweetwater Authority | 01/21/2020 | Bill Review Fee | 0.53 |
| 242035 | 12/01/2022 | Sweetwater Authority | 01/21/2020 | Bill Review Fee | 8.50 |
| 242035 | 12/01/2022 | Sweetwater Authority | 01/21/2020 | Bill Review Fee | 14.91 |
| 242035 | 12/01/2022 | Mission Springs Water District | 07/07/2022 | Bill Review Fee | 8.50 |
| 242035 | 12/01/2022 | Merced Irrigation District | 05/06/2022 | Bill Review Fee | 8.50 |
| 242035 | 12/01/2022 | Merced Irrigation District | 05/06/2022 | Bill Review Fee | 20.31 |
| 242035 | 12/01/2022 | Las Virgenes Municipal Water District | 06/03/2022 | Bill Review Fee | 8.50 |
| 242035 | 12/01/2022 | Sweetwater Authority | 12/15/2021 | Bill Review Fee | 8.50 |
| 242035 | 12/01/2022 | Fair Oaks Water District | 09/29/2022 | Bill Review Fee | 8.50 |
| 242036 | 12/01/2022 | San Luis & Delta-Mendota Water Authority | 02/10/2020 | Legal (Defense) | 76.22 |
| 242037 | 12/01/2022 | Yorba Linda Water District | 09/09/2019 | Legal (Defense) | 574.23 |
| 242038 | 12/01/2022 | Carpinteria Valley Water District | 03/19/2018 | Legal (Defense) | 266.77 |
| 242039 | 12/01/2022 | Mission Springs Water District | 08/21/2011 | Legal (Defense) | 2,923.86 |

From 12/01/2022
to 12/15/2022

ACWA Joint Powers Insurance Authority
Claims Payment Detail Report

Sorted By Check Date

| <u>Check Number</u> | <u>Check Date</u> | <u>District Name</u> | <u>Claim Date</u> | <u>Transaction Type</u> | <u>Amount</u> |
|---------------------|-------------------|--|-------------------|-------------------------|---------------|
| 242040 | 12/01/2022 | Fair Oaks Water District | 04/26/2018 | Legal (Defense) | 4,800.31 |
| 242041 | 12/01/2022 | South Coast Water District | 02/10/2021 | Legal (Defense) | 144.20 |
| 242042 | 12/01/2022 | Laguna Beach County Water District | 10/29/2019 | Legal (Defense) | 108.15 |
| 242043 | 12/01/2022 | Orange County Water District | 02/21/2002 | Legal (Defense) | 292.01 |
| 242044 | 12/01/2022 | Elsinore Valley Municipal Water District | 05/05/2014 | Legal (Defense) | 1,351.88 |
| 242045 | 12/01/2022 | Glenn-Colusa Irrigation District | 07/13/2021 | Legal (Defense) | 252.35 |
| 242046 | 12/01/2022 | Carmichael Water District | 12/12/2019 | Legal (Defense) | 414.58 |
| 242047 | 12/01/2022 | Tahoe City Public Utility District | 08/11/2020 | Legal (Defense) | 270.38 |
| 242048 | 12/01/2022 | Clearlake Oaks County Water District | 12/11/2020 | Legal (Defense) | 36.05 |
| 242049 | 12/01/2022 | Mid-Peninsula Water District | 03/19/2021 | Legal (Defense) | 3,833.25 |
| 242050 | 12/01/2022 | Tuolumne Utilities District | 11/02/2020 | Legal (Defense) | 95.28 |
| 242051 | 12/01/2022 | Fresno Metropolitan Flood Control District | 08/25/2018 | Legal (Defense) | 702.98 |
| 242052 | 12/01/2022 | San Luis & Delta-Mendota Water Authority | 03/28/2019 | Legal (Defense) | 1,027.43 |
| 242053 | 12/01/2022 | Panoche Water District | 08/17/2019 | Legal (Defense) | 571.65 |
| 242054 | 12/01/2022 | El Toro Water District | 06/22/2015 | Legal (Defense) | 171.50 |
| 242055 | 12/01/2022 | Solano Irrigation District | 07/15/2014 | Legal (Defense) | 739.03 |
| 242056 | 12/01/2022 | Consolidated Irrigation District | 09/23/2021 | Legal (Defense) | 476.38 |
| 242057 | 12/01/2022 | Soquel Creek Water District | 11/16/2020 | Legal (Defense) | 486.68 |
| 242058 | 12/01/2022 | Glenn-Colusa Irrigation District | 10/19/2021 | Legal (Defense) | 342.99 |
| 242059 | 12/01/2022 | Clearlake Oaks County Water District | 12/11/2020 | Investigation/Subrosa | 150.00 |
| 242060 | 12/01/2022 | Desert Water Agency | 04/29/2022 | Medical, general | 117.28 |
| 242061 | 12/01/2022 | San Luis Water District | 08/09/2013 | DME Supplies | 76.43 |
| 242062 | 12/01/2022 | Clear Creek Community Services District | 06/07/2022 | Physical therapy | 77.59 |
| 242063 | 12/01/2022 | Clear Creek Community Services District | 06/07/2022 | Physical therapy | 77.59 |
| 242064 | 12/01/2022 | El Toro Water District | 06/22/2015 | Medical, general | 146.41 |
| 242065 | 12/01/2022 | Alameda County Water District | 10/07/2022 | TTD | 203.41 |
| 242066 | 12/01/2022 | Scotts Valley Water District | 08/31/2022 | Physical therapy | 135.37 |
| 242067 | 12/01/2022 | Tahoe City Public Utility District | 08/11/2020 | Case management service | 2,431.64 |
| 242068 | 12/01/2022 | Walnut Valley Water District | 12/26/2019 | Medical, general | 459.29 |
| 242069 | 12/01/2022 | Walnut Valley Water District | 12/26/2019 | Medical, general | 183.85 |
| 242070 | 12/01/2022 | Santa Clarita Valley Water Agency | 03/01/2022 | Photocopy | 258.60 |
| 242071 | 12/01/2022 | San Juan Water District | 08/28/2003 | C&R/Future Medical | 100,000.00 |
| 242072 | 12/01/2022 | Tahoe City Public Utility District | 07/11/2022 | Photocopy | 102.25 |
| 242073 | 12/01/2022 | Sweetwater Authority | 12/15/2021 | Physical therapy | 124.62 |
| 242074 | 12/01/2022 | Sweetwater Authority | 12/15/2021 | Physical therapy | 124.62 |
| 242075 | 12/01/2022 | Mission Springs Water District | 07/07/2022 | Physical therapy | 116.82 |
| 242076 | 12/01/2022 | Calleguas Municipal Water District | 09/22/2021 | Physical therapy | 92.59 |
| 242077 | 12/01/2022 | Kaweah Delta Water Conservation District | 03/22/2022 | Medical, general | 126.09 |
| 242078 | 12/01/2022 | Twentynine Palms Water District | 02/09/2021 | PPD | 580.00 |

From 12/01/2022
to 12/15/2022

ACWA Joint Powers Insurance Authority
Claims Payment Detail Report

Sorted By Check Date

| <u>Check Number</u> | <u>Check Date</u> | <u>District Name</u> | <u>Claim Date</u> | <u>Transaction Type</u> | <u>Amount</u> |
|---------------------|-------------------|--|-------------------|-------------------------|---------------|
| 242079 | 12/01/2022 | Laguna Beach County Water District | 10/29/2019 | Home Health Care | 223.02 |
| 242080 | 12/01/2022 | Laguna Beach County Water District | 10/29/2019 | Physical therapy | 580.26 |
| 242081 | 12/01/2022 | Tahoe City Public Utility District | 07/11/2022 | Surgery Costs | 727.01 |
| 242082 | 12/01/2022 | Tahoe City Public Utility District | 07/11/2022 | Medical, general | 160.00 |
| 242083 | 12/01/2022 | San Bernardino Valley Municipal Water Distr | 08/19/2022 | Medical, general | 269.49 |
| 242084 | 12/01/2022 | Santa Clarita Valley Water Agency | 08/04/2022 | Medical, general | 132.86 |
| 242085 | 12/01/2022 | Cucamonga Valley Water District | 08/10/2022 | Physical therapy | 149.13 |
| 242086 | 12/01/2022 | Alameda County Water District | 05/18/2022 | Diagnostics | 415.77 |
| 242087 | 12/01/2022 | Patterson Irrigation District | 08/09/2012 | Medical Interpreter | 90.00 |
| 242088 | 12/01/2022 | Tulare Irrigation District | 11/18/2019 | Medical, general | 164.11 |
| 242089 | 12/01/2022 | El Toro Water District | 09/25/2019 | Medical, general | 71.11 |
| 242090 | 12/01/2022 | El Toro Water District | 09/25/2019 | Medical, general | 71.11 |
| 242091 | 12/01/2022 | Corcoran Irrigation District | 01/09/2015 | Medical, general | 73.76 |
| 242092 | 12/01/2022 | Fair Oaks Water District | 09/29/2022 | TTD | 2,270.39 |
| 242093 | 12/01/2022 | Sunnyslope County Water District | 10/20/2022 | Medical, general | 215.77 |
| 242094 | 12/01/2022 | Sunnyslope County Water District | 10/20/2022 | Medical, general | 228.78 |
| 242095 | 12/01/2022 | Sunnyslope County Water District | 10/20/2022 | Medical, general | 277.60 |
| 242096 | 12/01/2022 | San Luis & Delta-Mendota Water Authority | 07/18/2022 | Medical, general | 87.75 |
| 242097 | 12/01/2022 | Mid-Peninsula Water District | 03/19/2021 | Medical, general | 550.28 |
| 242098 | 12/01/2022 | Western Municipal Water District | 10/03/2022 | Medical, general | 125.64 |
| 242099 | 12/01/2022 | Fair Oaks Water District | 12/28/2021 | Medical, general | 194.87 |
| 242100 | 12/01/2022 | Helix Water District | 03/16/2022 | Diagnostics | 66.44 |
| 242101 | 12/01/2022 | Helix Water District | 03/16/2022 | Physical therapy | 75.00 |
| 242102 | 12/01/2022 | Ramona Municipal Water District | 02/28/2022 | Medical, general | 191.97 |
| 242103 | 12/01/2022 | Crescenta Valley Water District | 12/29/2021 | PPD | 580.00 |
| 242104 | 12/01/2022 | Valley of the Moon Water District | 03/26/2020 | Physical therapy | 101.92 |
| 242105 | 12/01/2022 | Calaveras Public Utility District | 09/28/2022 | Medical, general | 93.14 |
| 242106 | 12/01/2022 | Calaveras Public Utility District | 09/28/2022 | Diagnostics | 102.39 |
| 242107 | 12/01/2022 | Helix Water District | 07/27/2022 | Physical therapy | 151.06 |
| 242108 | 12/01/2022 | Laguna Beach County Water District | 10/29/2019 | Physical therapy | 376.68 |
| 242109 | 12/01/2022 | Florin Resource Conservation District/Elk Gr | 07/26/2022 | Medical, general | 158.18 |
| 242110 | 12/01/2022 | South Coast Water District | 01/10/2022 | Medical, general | 114.23 |
| 242111 | 12/01/2022 | Mesa Water District | 07/30/2020 | Medical, general | 281.05 |
| 242112 | 12/01/2022 | Kern County Water Agency | 10/25/2022 | Medical, general | 87.75 |
| 242113 | 12/01/2022 | Kaweah Delta Water Conservation District | 03/22/2022 | Medical, general | 112.26 |
| 2004050 | 12/05/2022 | Helix Water District | 07/23/2019 | PPD | 580.00 |
| 2004051 | 12/05/2022 | Sweetwater Authority | 01/21/2020 | PPD | 580.00 |
| 2004052 | 12/05/2022 | Mesa Water District | 10/31/2012 | Life pension | 257.10 |
| 2004053 | 12/05/2022 | Solano Irrigation District | 02/13/2019 | Defense Attorney | 1,677.00 |

From 12/01/2022
to 12/15/2022

ACWA Joint Powers Insurance Authority
Claims Payment Detail Report

Sorted By Check Date

| <u>Check Number</u> | <u>Check Date</u> | <u>District Name</u> | <u>Claim Date</u> | <u>Transaction Type</u> | <u>Amount</u> |
|---------------------|-------------------|--|-------------------|------------------------------|---------------|
| 2004054 | 12/05/2022 | Sutter Extension Water District | 09/01/2019 | Defense Attorney | 1,159.00 |
| 2004055 | 12/05/2022 | Sacramento Suburban Water District | 12/19/2019 | Defense Attorney | 874.00 |
| 2004056 | 12/05/2022 | Merced Irrigation District | 08/16/2020 | Defense Attorney | 703.00 |
| 2004057 | 12/05/2022 | Solano Irrigation District | 06/05/2020 | Defense Attorney | 266.00 |
| 2004058 | 12/05/2022 | Water Employee Services Authority | 09/30/2021 | Defense Attorney | 665.00 |
| 2004059 | 12/05/2022 | Humboldt Bay Municipal Water District | 02/01/2021 | Defense Attorney | 1,919.00 |
| 2004060 | 12/05/2022 | Chino Basin Water Conservation District | 01/24/2019 | Defense Attorney | 220.00 |
| 2004061 | 12/05/2022 | Foothill Municipal Water District | 04/21/2019 | Defense Attorney | 660.00 |
| 2004062 | 12/05/2022 | Monte Vista Water District | 01/05/2020 | Defense Attorney | 860.00 |
| 2004063 | 12/05/2022 | Monte Vista Water District | 01/05/2020 | Expense General | 94.00 |
| 2004064 | 12/05/2022 | Monte Vista Water District | 02/04/2020 | Defense Attorney | 320.00 |
| 2004065 | 12/05/2022 | Rancho California Water District | 07/04/2020 | Defense Attorney | 1,460.00 |
| 2004066 | 12/05/2022 | Rancho California Water District | 07/04/2020 | Expense General | 76.25 |
| 2004067 | 12/05/2022 | Truckee Donner Public Utility District | 08/29/2022 | Adjuster | 138.60 |
| 2004068 | 12/05/2022 | Sweetwater Authority | 11/15/2022 | Pharmacy | 220.86 |
| 242114 | 12/06/2022 | South Coast Water District | 10/01/2022 | Liability - Property Damage | 15,000.00 |
| 242115 | 12/06/2022 | Mission Springs Water District | 01/04/2022 | Liability - Property Damage | 13,874.47 |
| 242116 | 12/06/2022 | Moulton Niguel Water District | 07/13/2022 | Property - District Property | 99,000.00 |
| 242117 | 12/06/2022 | Elsinore Valley Municipal Water District | 09/19/2022 | Property - District Property | 2,491.18 |
| 242118 | 12/06/2022 | Merced Irrigation District | 10/29/2020 | Medical, general | 98.27 |
| 242119 | 12/06/2022 | Western Canal Water District | 09/30/2021 | TTD | 1,513.68 |
| 242120 | 12/06/2022 | Fair Oaks Water District | 09/29/2022 | Physical therapy | 149.73 |
| 242121 | 12/06/2022 | San Luis & Delta-Mendota Water Authority | 07/18/2022 | Physical therapy | 118.97 |
| 242122 | 12/06/2022 | Alameda County Water District | 06/28/2022 | Anesthesiologist | 234.85 |
| 242123 | 12/06/2022 | South Tahoe Public Utility District | 08/01/2022 | Medical, general | 40.18 |
| 242124 | 12/06/2022 | Kaweah Delta Water Conservation District | 03/22/2022 | TTD | 1,720.42 |
| 242125 | 12/06/2022 | Thermalito Water & Sewer District | 10/25/2022 | Medical, general | 141.58 |
| 242126 | 12/06/2022 | Thermalito Water & Sewer District | 10/25/2022 | Medical, general | 109.50 |
| 242127 | 12/06/2022 | Water Employee Services Authority | 10/26/2022 | Bill Review Fee | 8.50 |
| 242127 | 12/06/2022 | Water Employee Services Authority | 10/26/2022 | Bill Review Fee | 4.76 |
| 242127 | 12/06/2022 | Marina Coast Water District | 10/19/2022 | Bill Review Fee | 8.50 |
| 242127 | 12/06/2022 | Marina Coast Water District | 10/19/2022 | Bill Review Fee | 4.49 |
| 242127 | 12/06/2022 | Sunnyslope County Water District | 10/20/2022 | Bill Review Fee | 8.50 |
| 242127 | 12/06/2022 | Sunnyslope County Water District | 10/20/2022 | Bill Review Fee | 4.31 |
| 242127 | 12/06/2022 | El Toro Water District | 10/27/2022 | Bill Review Fee | 8.50 |
| 242127 | 12/06/2022 | El Toro Water District | 10/27/2022 | Bill Review Fee | 7.05 |
| 242127 | 12/06/2022 | Sweetwater Authority | 12/15/2021 | Bill Review Fee | 8.50 |
| 242127 | 12/06/2022 | Helix Water District | 08/19/2021 | Bill Review Fee | 8.50 |
| 242127 | 12/06/2022 | Helix Water District | 08/19/2021 | Bill Review Fee | 7.58 |

From 12/01/2022
to 12/15/2022

ACWA Joint Powers Insurance Authority
Claims Payment Detail Report

Sorted By Check Date

| <u>Check Number</u> | <u>Check Date</u> | <u>District Name</u> | <u>Claim Date</u> | <u>Transaction Type</u> | <u>Amount</u> |
|---------------------|-------------------|--|-------------------|-------------------------|---------------|
| 242127 | 12/06/2022 | Alameda County Water District | 06/28/2022 | Bill Review Fee | 8.50 |
| 242127 | 12/06/2022 | Clear Creek Community Services District | 06/07/2022 | Bill Review Fee | 8.50 |
| 242127 | 12/06/2022 | Clear Creek Community Services District | 06/07/2022 | Bill Review Fee | 6.47 |
| 242127 | 12/06/2022 | Sacramento Suburban Water District | 06/13/2022 | Bill Review Fee | 8.50 |
| 242127 | 12/06/2022 | South Tahoe Public Utility District | 08/01/2022 | Bill Review Fee | 8.50 |
| 242127 | 12/06/2022 | South Tahoe Public Utility District | 08/01/2022 | Bill Review Fee | 27.22 |
| 242127 | 12/06/2022 | Mesa Water District | 08/31/2022 | Bill Review Fee | 8.50 |
| 242127 | 12/06/2022 | Goleta Water District | 09/01/2022 | Bill Review Fee | 8.50 |
| 242127 | 12/06/2022 | Coastside County Water District | 09/15/2022 | Bill Review Fee | 8.50 |
| 242127 | 12/06/2022 | Coastside County Water District | 09/15/2022 | Bill Review Fee | 2.78 |
| 242127 | 12/06/2022 | Water Employee Services Authority | 10/26/2022 | Bill Review Fee | 8.50 |
| 242127 | 12/06/2022 | Water Employee Services Authority | 10/26/2022 | Bill Review Fee | 7.31 |
| 242127 | 12/06/2022 | Water Employee Services Authority | 10/26/2022 | Bill Review Fee | 8.50 |
| 242127 | 12/06/2022 | Water Employee Services Authority | 10/26/2022 | Bill Review Fee | 4.76 |
| 242127 | 12/06/2022 | Orange County Water District | 10/03/2022 | Bill Review Fee | 8.50 |
| 242127 | 12/06/2022 | Orange County Water District | 10/03/2022 | Bill Review Fee | 31.52 |
| 242127 | 12/06/2022 | Orange County Water District | 10/03/2022 | Bill Review Fee | 8.50 |
| 242127 | 12/06/2022 | Orange County Water District | 10/03/2022 | Bill Review Fee | 22.69 |
| 242127 | 12/06/2022 | Orange County Water District | 10/03/2022 | Bill Review Fee | 8.50 |
| 242127 | 12/06/2022 | Orange County Water District | 10/03/2022 | Bill Review Fee | 22.69 |
| 242127 | 12/06/2022 | Santa Fe Irrigation District | 10/15/2022 | Bill Review Fee | 8.50 |
| 242127 | 12/06/2022 | Santa Fe Irrigation District | 10/15/2022 | Bill Review Fee | 31.46 |
| 242127 | 12/06/2022 | San Luis & Delta-Mendota Water Authority | 07/18/2022 | Bill Review Fee | 8.50 |
| 242127 | 12/06/2022 | South Tahoe Public Utility District | 08/04/2022 | Bill Review Fee | 8.50 |
| 242127 | 12/06/2022 | Scotts Valley Water District | 08/31/2022 | Bill Review Fee | 8.50 |
| 242127 | 12/06/2022 | Mission Springs Water District | 07/07/2022 | Bill Review Fee | 8.50 |
| 242127 | 12/06/2022 | Mission Springs Water District | 07/07/2022 | Bill Review Fee | 9.73 |
| 242127 | 12/06/2022 | Mission Springs Water District | 07/07/2022 | Bill Review Fee | 8.50 |
| 242127 | 12/06/2022 | Mission Springs Water District | 07/07/2022 | Bill Review Fee | 9.73 |
| 242127 | 12/06/2022 | Glenn-Colusa Irrigation District | 10/19/2021 | Bill Review Fee | 8.50 |
| 242127 | 12/06/2022 | Glenn-Colusa Irrigation District | 10/19/2021 | Bill Review Fee | 6.29 |
| 242127 | 12/06/2022 | Calleguas Municipal Water District | 09/22/2021 | Bill Review Fee | 8.50 |
| 242127 | 12/06/2022 | Calleguas Municipal Water District | 09/22/2021 | Bill Review Fee | 7.71 |
| 242127 | 12/06/2022 | Calleguas Municipal Water District | 09/22/2021 | Bill Review Fee | 8.50 |
| 242127 | 12/06/2022 | Merced Irrigation District | 10/29/2020 | Bill Review Fee | 8.50 |
| 242127 | 12/06/2022 | Merced Irrigation District | 10/29/2020 | Bill Review Fee | 20.31 |
| 242127 | 12/06/2022 | Truckee Donner Public Utility District | 03/31/2021 | Bill Review Fee | 8.50 |
| 242127 | 12/06/2022 | Truckee Donner Public Utility District | 03/31/2021 | Bill Review Fee | 18.31 |
| 242127 | 12/06/2022 | Merced Irrigation District | 10/29/2020 | Bill Review Fee | 8.50 |

From 12/01/2022
to 12/15/2022

ACWA Joint Powers Insurance Authority
Claims Payment Detail Report

Sorted By Check Date

| <u>Check Number</u> | <u>Check Date</u> | <u>District Name</u> | <u>Claim Date</u> | <u>Transaction Type</u> | <u>Amount</u> |
|---------------------|-------------------|---|-------------------|-------------------------|---------------|
| 242127 | 12/06/2022 | Merced Irrigation District | 10/29/2020 | Bill Review Fee | 13.58 |
| 242127 | 12/06/2022 | Mid-Peninsula Water District | 03/19/2021 | Bill Review Fee | 8.50 |
| 242127 | 12/06/2022 | Mid-Peninsula Water District | 03/19/2021 | Bill Review Fee | 2.89 |
| 242127 | 12/06/2022 | Mid-Peninsula Water District | 03/19/2021 | Bill Review Fee | 8.50 |
| 242127 | 12/06/2022 | Mid-Peninsula Water District | 03/19/2021 | Bill Review Fee | 2.89 |
| 242127 | 12/06/2022 | Mid-Peninsula Water District | 03/19/2021 | Bill Review Fee | 8.50 |
| 242127 | 12/06/2022 | Mid-Peninsula Water District | 03/19/2021 | Bill Review Fee | 5.16 |
| 242127 | 12/06/2022 | Mid-Peninsula Water District | 03/19/2021 | Bill Review Fee | 8.50 |
| 242127 | 12/06/2022 | Mid-Peninsula Water District | 03/19/2021 | Bill Review Fee | 0.70 |
| 242127 | 12/06/2022 | South Coast Water District | 02/10/2021 | Bill Review Fee | 8.50 |
| 242127 | 12/06/2022 | South Coast Water District | 02/10/2021 | Bill Review Fee | 25.84 |
| 242127 | 12/06/2022 | Tahoe City Public Utility District | 08/11/2020 | Bill Review Fee | 8.50 |
| 242127 | 12/06/2022 | Tahoe City Public Utility District | 08/11/2020 | Bill Review Fee | 87.57 |
| 242127 | 12/06/2022 | Mesa Water District | 07/30/2020 | Bill Review Fee | 8.50 |
| 242127 | 12/06/2022 | Mesa Water District | 07/30/2020 | Bill Review Fee | 12.40 |
| 242127 | 12/06/2022 | Desert Water Agency | 08/22/2020 | Bill Review Fee | 8.50 |
| 242127 | 12/06/2022 | Desert Water Agency | 08/22/2020 | Bill Review Fee | 34.06 |
| 242127 | 12/06/2022 | Valley of the Moon Water District | 03/26/2020 | Bill Review Fee | 8.50 |
| 242127 | 12/06/2022 | Valley of the Moon Water District | 03/26/2020 | Bill Review Fee | 4.50 |
| 242127 | 12/06/2022 | Sweetwater Authority | 01/21/2020 | Bill Review Fee | 8.50 |
| 242127 | 12/06/2022 | Laguna Beach County Water District | 10/29/2019 | Bill Review Fee | 8.50 |
| 242127 | 12/06/2022 | Helix Water District | 07/23/2019 | Bill Review Fee | 8.50 |
| 242127 | 12/06/2022 | Helix Water District | 07/23/2019 | Bill Review Fee | 7.58 |
| 242127 | 12/06/2022 | Yorba Linda Water District | 09/09/2019 | Bill Review Fee | 8.50 |
| 242127 | 12/06/2022 | Yorba Linda Water District | 09/09/2019 | Bill Review Fee | 15.08 |
| 242127 | 12/06/2022 | Panoche Water District | 08/17/2019 | Bill Review Fee | 8.50 |
| 242127 | 12/06/2022 | Panoche Water District | 08/17/2019 | Bill Review Fee | 25.00 |
| 242127 | 12/06/2022 | San Juan Water District | 08/28/2003 | Bill Review Fee | 8.50 |
| 242127 | 12/06/2022 | San Juan Water District | 08/28/2003 | Bill Review Fee | 20.15 |
| 242128 | 12/06/2022 | South Tahoe Public Utility District | 08/21/2020 | TTD | 2,598.86 |
| 242129 | 12/06/2022 | Clearlake Oaks County Water District | 12/11/2020 | Investigation/Subrosa | 112.50 |
| 242130 | 12/06/2022 | Clearlake Oaks County Water District | 12/11/2020 | Investigation/Subrosa | 245.00 |
| 242131 | 12/06/2022 | Scotts Valley Water District | 08/31/2022 | Medical, general | 129.93 |
| 242132 | 12/06/2022 | Fair Oaks Water District | 04/26/2018 | PPD | 76,500.00 |
| 242133 | 12/06/2022 | Clear Creek Community Services District | 06/07/2022 | Physical therapy | 77.59 |
| 242134 | 12/06/2022 | Moulton Niguel Water District | 11/14/2022 | Investigation/Subrosa | 325.00 |
| 242135 | 12/06/2022 | Mesa Water District | 08/31/2022 | Diagnostics | 336.12 |
| 242136 | 12/06/2022 | Otay Water District | 03/22/2022 | Case management service | 701.04 |
| 242137 | 12/06/2022 | Western Municipal Water District | 10/23/2007 | PPD | 540.00 |

From 12/01/2022
to 12/15/2022

ACWA Joint Powers Insurance Authority
Claims Payment Detail Report

Sorted By Check Date

| <u>Check Number</u> | <u>Check Date</u> | <u>District Name</u> | <u>Claim Date</u> | <u>Transaction Type</u> | <u>Amount</u> |
|---------------------|-------------------|---|-------------------|-------------------------|---------------|
| 242138 | 12/06/2022 | Yorba Linda Water District | 09/09/2019 | Medical, general | 89.23 |
| 242139 | 12/06/2022 | Santa Clarita Valley Water Agency | 03/01/2022 | Photocopy | 258.60 |
| 242140 | 12/06/2022 | Santa Clarita Valley Water Agency | 03/01/2022 | Photocopy | 401.11 |
| 242141 | 12/06/2022 | Santa Clarita Valley Water Agency | 03/01/2022 | TTD | 3,079.42 |
| 242142 | 12/06/2022 | South Tahoe Public Utility District | 08/01/2022 | Photocopy | 212.44 |
| 242143 | 12/06/2022 | Bella Vista Water District | 04/16/2019 | Photocopy | 121.65 |
| 242144 | 12/06/2022 | Fair Oaks Water District | 04/26/2018 | Applicant attorney fee | 13,500.00 |
| 242145 | 12/06/2022 | Orange County Water District | 10/03/2022 | Medical, general | 282.74 |
| 242146 | 12/06/2022 | Orange County Water District | 10/03/2022 | Medical, general | 114.23 |
| 242147 | 12/06/2022 | Orange County Water District | 10/03/2022 | Medical, general | 114.23 |
| 242148 | 12/06/2022 | Las Virgenes Municipal Water District | 06/03/2022 | Diagnostics | 316.80 |
| 242149 | 12/06/2022 | Tahoe City Public Utility District | 08/11/2020 | Med/Legal evaluation | 650.00 |
| 242150 | 12/06/2022 | Santa Clarita Valley Water Agency | 09/02/2021 | TTD | 1,690.66 |
| 242151 | 12/06/2022 | Calleguas Municipal Water District | 09/22/2021 | Physical therapy | 92.59 |
| 242152 | 12/06/2022 | Coastside County Water District | 09/15/2022 | Medical, general | 147.80 |
| 242153 | 12/06/2022 | Cucamonga Valley Water District | 08/10/2022 | Pharmacy | 7.25 |
| 242154 | 12/06/2022 | Panoche Water District | 08/17/2019 | Medical Interpreter | 90.00 |
| 242155 | 12/06/2022 | Laguna Beach County Water District | 11/30/2020 | Deposition/Witness fees | 849.17 |
| 242156 | 12/06/2022 | Marina Coast Water District | 10/19/2022 | Laboratory fee | 39.19 |
| 242157 | 12/06/2022 | Merced Irrigation District | 05/06/2022 | Medical, general | 112.26 |
| 242158 | 12/06/2022 | Merced Irrigation District | 10/27/2022 | Medical, general | 143.30 |
| 242159 | 12/06/2022 | Walnut Valley Water District | 12/26/2019 | TTD | 2,137.06 |
| 242160 | 12/06/2022 | Sweetwater Authority | 01/21/2020 | Medical, general | 11.89 |
| 242161 | 12/06/2022 | Sweetwater Authority | 01/21/2020 | Medical, general | 87.75 |
| 242162 | 12/06/2022 | Valley of the Moon Water District | 03/26/2020 | Physical therapy | 101.92 |
| 242163 | 12/06/2022 | San Juan Water District | 08/28/2003 | Medical, general | 128.76 |
| 242164 | 12/06/2022 | Mesa Water District | 07/30/2020 | Medical, general | 281.05 |
| 242165 | 12/06/2022 | Water Employee Services Authority | 10/26/2022 | Medical, general | 165.74 |
| 242166 | 12/06/2022 | Water Employee Services Authority | 10/26/2022 | Medical, general | 107.87 |
| 242167 | 12/06/2022 | Water Employee Services Authority | 10/26/2022 | Medical, general | 107.87 |
| 242168 | 12/06/2022 | Goleta Water District | 09/01/2022 | Mileage | 236.25 |
| 242169 | 12/06/2022 | Palmdale Water District | 10/31/2021 | Deposition/Witness fees | 275.00 |
| 242170 | 12/06/2022 | El Toro Water District | 10/27/2022 | Medical, general | 107.39 |
| 242171 | 12/06/2022 | South Coast Water District | 02/10/2021 | Medical, general | 195.36 |
| 2004069 | 12/07/2022 | Monte Vista Water District | 01/05/2020 | Defense Attorney | 1,404.00 |
| 2004070 | 12/07/2022 | Chino Basin Water Conservation District | 01/24/2019 | Defense Attorney | 19.50 |
| 2004071 | 12/07/2022 | Foothill Municipal Water District | 04/21/2019 | Defense Attorney | 429.00 |
| 2004072 | 12/07/2022 | South Coast Water District | 02/18/2021 | Defense Attorney | 39.00 |
| 2004073 | 12/07/2022 | Monte Vista Water District | 02/04/2020 | Defense Attorney | 338.00 |

From 12/01/2022
to 12/15/2022

ACWA Joint Powers Insurance Authority
Claims Payment Detail Report

Sorted By Check Date

| <u>Check Number</u> | <u>Check Date</u> | <u>District Name</u> | <u>Claim Date</u> | <u>Transaction Type</u> | <u>Amount</u> |
|---------------------|-------------------|--|-------------------|-----------------------------|---------------|
| 2004074 | 12/07/2022 | Monte Vista Water District | 02/04/2020 | Expense General | 113.30 |
| 242172 | 12/07/2022 | Santa Clarita Valley Water Agency | 11/08/2022 | Appraiser | 185.00 |
| 242173 | 12/07/2022 | Western Municipal Water District | 08/17/2022 | Liability - Small Claims | 4,127.65 |
| 242174 | 12/07/2022 | Laguna Beach County Water District | 10/19/2022 | Liability - Small Claims | 1,075.00 |
| 242175 | 12/07/2022 | Laguna Beach County Water District | 08/31/2022 | Liability - Small Claims | 2,395.00 |
| 242176 | 12/07/2022 | El Dorado Irrigation District | 06/23/2022 | Liability - Small Claims | 171.00 |
| 242177 | 12/07/2022 | El Dorado Irrigation District | 09/14/2022 | Liability - Small Claims | 7,500.00 |
| 242178 | 12/07/2022 | El Dorado Irrigation District | 08/15/2022 | Liability - Small Claims | 200.00 |
| 242179 | 12/07/2022 | El Dorado Irrigation District | 09/11/2022 | Liability - Small Claims | 1,275.69 |
| 242180 | 12/07/2022 | Fallbrook Public Utility District | 02/15/2022 | Liability - Small Claims | 2,500.00 |
| 242181 | 12/07/2022 | Fallbrook Public Utility District | 03/31/2022 | Liability - Small Claims | 800.00 |
| 242182 | 12/07/2022 | Fallbrook Public Utility District | 05/13/2022 | Liability - Small Claims | 332.10 |
| 242183 | 12/07/2022 | Fallbrook Public Utility District | 10/08/2022 | Liability - Small Claims | 3,132.45 |
| 242184 | 12/07/2022 | South Coast Water District | 10/01/2022 | Expert | 2,200.00 |
| 242185 | 12/07/2022 | Santa Clarita Valley Water Agency | 11/08/2022 | Liability - Property Damage | 8,656.78 |
| 242186 | 12/07/2022 | San Luis & Delta-Mendota Water Authority | 07/18/2022 | Physical therapy | 195.71 |
| 242187 | 12/07/2022 | Goleta Water District | 09/01/2022 | Physical therapy | 100.36 |
| 242188 | 12/07/2022 | Panoche Water District | 08/17/2019 | Medical, general | 118.16 |
| 242189 | 12/07/2022 | Tahoe City Public Utility District | 08/11/2020 | Hospital (Inpatient) | 21,454.02 |
| 242190 | 12/07/2022 | Glenn-Colusa Irrigation District | 10/19/2021 | Medical, general | 95.66 |
| 242191 | 12/07/2022 | Water Employee Services Authority | 12/10/2018 | Bill Review Fee | 8.50 |
| 242191 | 12/07/2022 | Water Employee Services Authority | 12/10/2018 | Bill Review Fee | 3.07 |
| 242191 | 12/07/2022 | Clearlake Oaks County Water District | 01/12/2015 | Bill Review Fee | 8.50 |
| 242191 | 12/07/2022 | Clearlake Oaks County Water District | 01/12/2015 | Bill Review Fee | 2.55 |
| 242191 | 12/07/2022 | Coastside County Water District | 09/15/2022 | Bill Review Fee | 8.50 |
| 242191 | 12/07/2022 | Coastside County Water District | 09/15/2022 | Bill Review Fee | 4.44 |
| 242191 | 12/07/2022 | Moulton Niguel Water District | 10/11/2022 | Bill Review Fee | 8.50 |
| 242191 | 12/07/2022 | Moulton Niguel Water District | 10/11/2022 | Bill Review Fee | 15.08 |
| 242191 | 12/07/2022 | Rancho California Water District | 10/04/2022 | Bill Review Fee | 8.50 |
| 242191 | 12/07/2022 | Rancho California Water District | 10/04/2022 | Bill Review Fee | 2.50 |
| 242191 | 12/07/2022 | Cucamonga Valley Water District | 08/10/2022 | Bill Review Fee | 8.50 |
| 242191 | 12/07/2022 | Cucamonga Valley Water District | 08/10/2022 | Bill Review Fee | 2.50 |
| 242191 | 12/07/2022 | Helix Water District | 07/27/2022 | Bill Review Fee | 8.50 |
| 242191 | 12/07/2022 | Helix Water District | 07/27/2022 | Bill Review Fee | 2.53 |
| 242191 | 12/07/2022 | Tahoe City Public Utility District | 07/11/2022 | Bill Review Fee | 8.50 |
| 242191 | 12/07/2022 | Tahoe City Public Utility District | 07/11/2022 | Bill Review Fee | 18.31 |
| 242191 | 12/07/2022 | South Tahoe Public Utility District | 07/14/2022 | Bill Review Fee | 9.80 |
| 242191 | 12/07/2022 | Alameda County Water District | 06/28/2022 | Bill Review Fee | 8.50 |
| 242191 | 12/07/2022 | Alameda County Water District | 06/28/2022 | Bill Review Fee | 8.50 |

From 12/01/2022
to 12/15/2022

ACWA Joint Powers Insurance Authority
Claims Payment Detail Report

Sorted By Check Date

| <u>Check Number</u> | <u>Check Date</u> | <u>District Name</u> | <u>Claim Date</u> | <u>Transaction Type</u> | <u>Amount</u> |
|---------------------|-------------------|--|-------------------|-------------------------|---------------|
| 242191 | 12/07/2022 | Alameda County Water District | 06/28/2022 | Bill Review Fee | 2.07 |
| 242191 | 12/07/2022 | Helix Water District | 03/16/2022 | Bill Review Fee | 8.50 |
| 242191 | 12/07/2022 | Helix Water District | 03/16/2022 | Bill Review Fee | 22.45 |
| 242191 | 12/07/2022 | Crescenta Valley Water District | 12/29/2021 | Bill Review Fee | 8.50 |
| 242191 | 12/07/2022 | Crescenta Valley Water District | 12/29/2021 | Bill Review Fee | 24.41 |
| 242191 | 12/07/2022 | Sweetwater Authority | 12/15/2021 | Bill Review Fee | 8.50 |
| 242191 | 12/07/2022 | Sweetwater Authority | 12/15/2021 | Bill Review Fee | 9.94 |
| 242191 | 12/07/2022 | Kern County Water Agency | 10/25/2022 | Bill Review Fee | 8.50 |
| 242191 | 12/07/2022 | Kern County Water Agency | 10/25/2022 | Bill Review Fee | 15.56 |
| 242192 | 12/07/2022 | Helix Water District | 03/16/2022 | Medical, general | 112.26 |
| 242193 | 12/07/2022 | Mid-Peninsula Water District | 03/19/2021 | Diagnostics | 49.44 |
| 242194 | 12/07/2022 | Mid-Peninsula Water District | 03/19/2021 | Diagnostics | 345.53 |
| 242195 | 12/07/2022 | Water Employee Services Authority | 12/10/2018 | Medical, general | 82.23 |
| 242196 | 12/07/2022 | Clearlake Oaks County Water District | 01/12/2015 | Medical, general | 193.80 |
| 242197 | 12/07/2022 | Sacramento Suburban Water District | 06/13/2022 | Hospital (Outpatient) | 128.79 |
| 242198 | 12/07/2022 | South Tahoe Public Utility District | 07/14/2022 | DME Supplies | 20.80 |
| 242199 | 12/07/2022 | Crescenta Valley Water District | 12/29/2021 | Medical, general | 107.35 |
| 242200 | 12/07/2022 | Mission Springs Water District | 07/07/2022 | Physical therapy | 116.82 |
| 242201 | 12/07/2022 | Mission Springs Water District | 07/07/2022 | Physical therapy | 116.82 |
| 242202 | 12/07/2022 | Sweetwater Authority | 12/15/2021 | Physical therapy | 119.26 |
| 242203 | 12/07/2022 | Laguna Beach County Water District | 10/29/2019 | Home Health Care | 148.68 |
| 242204 | 12/07/2022 | Cucamonga Valley Water District | 08/10/2022 | Medical, general | 132.78 |
| 242205 | 12/07/2022 | Coastside County Water District | 09/15/2022 | Physical therapy | 235.77 |
| 242206 | 12/07/2022 | Alameda County Water District | 06/28/2022 | Physical therapy | 109.92 |
| 242207 | 12/07/2022 | Rancho California Water District | 10/04/2022 | Medical, general | 132.78 |
| 242208 | 12/07/2022 | Helix Water District | 07/23/2019 | Chiropractor | 171.76 |
| 242209 | 12/07/2022 | Helix Water District | 08/19/2021 | Chiropractor | 171.76 |
| 242210 | 12/07/2022 | Sunnyslope County Water District | 10/20/2022 | Medical, general | 228.78 |
| 242211 | 12/07/2022 | Merced Irrigation District | 10/29/2020 | Medical, general | 112.26 |
| 242212 | 12/07/2022 | Walnut Valley Water District | 05/13/2021 | Mileage | 10.38 |
| 242213 | 12/07/2022 | Moulton Niguel Water District | 10/11/2022 | Medical, general | 89.23 |
| 242214 | 12/07/2022 | Alameda County Water District | 06/28/2022 | Pharmacy | 64.36 |
| 242215 | 12/07/2022 | Mid-Peninsula Water District | 03/19/2021 | Medical, general | 219.46 |
| 242216 | 12/07/2022 | Mid-Peninsula Water District | 03/19/2021 | Medical, general | 219.46 |
| 242217 | 12/07/2022 | Helix Water District | 07/27/2022 | Medical, general | 191.97 |
| 242218 | 12/07/2022 | Truckee Donner Public Utility District | 03/31/2021 | Medical, general | 80.58 |
| 242219 | 12/07/2022 | Tahoe City Public Utility District | 07/11/2022 | Medical, general | 80.58 |
| 242220 | 12/07/2022 | Kern County Water Agency | 10/25/2022 | Medical, general | 352.59 |
| 242221 | 12/07/2022 | Desert Water Agency | 08/22/2020 | Medical, general | 133.42 |

From 12/01/2022
to 12/15/2022

ACWA Joint Powers Insurance Authority
Claims Payment Detail Report

Sorted By Check Date

| <u>Check Number</u> | <u>Check Date</u> | <u>District Name</u> | <u>Claim Date</u> | <u>Transaction Type</u> | <u>Amount</u> |
|---------------------|-------------------|--|-------------------|-----------------------------|---------------|
| 242222 | 12/07/2022 | Santa Fe Irrigation District | 10/15/2022 | DME Supplies | 891.29 |
| 242223 | 12/08/2022 | Cucamonga Valley Water District | 10/24/2022 | Appraiser | 75.00 |
| 242224 | 12/08/2022 | Fresno Metropolitan Flood Control District | 08/22/2022 | Liability - Property Damage | 4,133.87 |
| 242225 | 12/08/2022 | South Coast Water District | 01/10/2022 | TTD | 2,197.86 |
| 242226 | 12/08/2022 | Walnut Valley Water District | 09/20/2022 | Physical therapy | 250.18 |
| 242227 | 12/08/2022 | Water Employee Services Authority | 12/10/2018 | Photocopy | 75.00 |
| 242228 | 12/08/2022 | Soquel Creek Water District | 11/16/2020 | Bill Review Fee | 8.50 |
| 242228 | 12/08/2022 | Soquel Creek Water District | 11/16/2020 | Bill Review Fee | 2.63 |
| 242228 | 12/08/2022 | Soquel Creek Water District | 11/16/2020 | Bill Review Fee | 8.50 |
| 242228 | 12/08/2022 | Walnut Valley Water District | 09/20/2022 | Bill Review Fee | 8.50 |
| 242228 | 12/08/2022 | Orange County Water District | 10/03/2022 | Bill Review Fee | 8.50 |
| 242228 | 12/08/2022 | Orange County Water District | 10/03/2022 | Bill Review Fee | 22.69 |
| 242228 | 12/08/2022 | Orange County Water District | 10/03/2022 | Bill Review Fee | 8.50 |
| 242228 | 12/08/2022 | Orange County Water District | 10/03/2022 | Bill Review Fee | 17.45 |
| 242228 | 12/08/2022 | Scotts Valley Water District | 08/31/2022 | Bill Review Fee | 8.50 |
| 242228 | 12/08/2022 | Scotts Valley Water District | 08/31/2022 | Bill Review Fee | 2.55 |
| 242228 | 12/08/2022 | Sweetwater Authority | 12/15/2021 | Bill Review Fee | 8.50 |
| 242229 | 12/08/2022 | Carpinteria Valley Water District | 03/19/2018 | Legal (Defense) | 438.27 |
| 242230 | 12/08/2022 | Mission Springs Water District | 08/21/2011 | Legal (Defense) | 571.65 |
| 242231 | 12/08/2022 | Fair Oaks Water District | 04/26/2018 | Legal (Defense) | 3,163.13 |
| 242232 | 12/08/2022 | Tuolumne Utilities District | 11/02/2020 | Legal (Defense) | 800.31 |
| 242233 | 12/08/2022 | Panoche Water District | 08/17/2019 | Legal (Defense) | 38.11 |
| 242234 | 12/08/2022 | El Toro Water District | 06/22/2015 | Legal (Defense) | 342.99 |
| 242235 | 12/08/2022 | Consolidated Irrigation District | 09/23/2021 | Legal (Defense) | 38.11 |
| 242236 | 12/08/2022 | Palmdale Water District | 10/31/2021 | Legal (Defense) | 1,638.73 |
| 242237 | 12/08/2022 | Merced Irrigation District | 08/08/2020 | Legal (Defense) | 724.09 |
| 242238 | 12/08/2022 | Alameda County Water District | 09/16/2020 | PPD | 580.00 |
| 242239 | 12/08/2022 | Orange County Water District | 10/03/2022 | Medical, general | 79.55 |
| 242240 | 12/08/2022 | Otay Water District | 03/29/2021 | Photocopy | 10.00 |
| 242241 | 12/08/2022 | Elsinore Valley Municipal Water District | 05/05/2014 | Photocopy | 230.00 |
| 242242 | 12/08/2022 | East Contra Costa Irrigation District | 10/05/2020 | Legal (Defense) | 818.80 |
| 242243 | 12/08/2022 | Alameda County Water District | 01/25/2021 | PPD | 580.00 |
| 242244 | 12/08/2022 | Soquel Creek Water District | 11/16/2020 | Medical, general | 139.86 |
| 242245 | 12/08/2022 | Scotts Valley Water District | 08/31/2022 | Physical therapy | 135.37 |
| 242246 | 12/08/2022 | Tahoe City Public Utility District | 08/11/2020 | Case management service | 1,918.36 |
| 242247 | 12/08/2022 | Tahoe City Public Utility District | 05/08/2020 | PPD | 580.00 |
| 242248 | 12/08/2022 | Tahoe City Public Utility District | 08/11/2020 | PPD | 580.00 |
| 242249 | 12/08/2022 | Fresno Metropolitan Flood Control District | 07/19/2022 | Mileage | 318.13 |
| 242250 | 12/08/2022 | Orange County Water District | 10/03/2022 | Medical, general | 114.23 |

From 12/01/2022
to 12/15/2022

ACWA Joint Powers Insurance Authority
Claims Payment Detail Report

Sorted By Check Date

| <u>Check Number</u> | <u>Check Date</u> | <u>District Name</u> | <u>Claim Date</u> | <u>Transaction Type</u> | <u>Amount</u> |
|---------------------|-------------------|---|-------------------|-------------------------|---------------|
| 242251 | 12/08/2022 | Glenn-Colusa Irrigation District | 11/29/2021 | TTD | 987.43 |
| 242252 | 12/08/2022 | Goleta Water District | 09/01/2022 | TTD | 5,861.51 |
| 242253 | 12/08/2022 | Ramona Municipal Water District | 05/05/2022 | Deposition/Witness fees | 45.50 |
| 242254 | 12/08/2022 | Mission Springs Water District | 05/11/2021 | TTD | 2,635.64 |
| 242255 | 12/08/2022 | Valley Center Municipal Water District | 09/12/2018 | PPD | 580.00 |
| 2004075 | 12/12/2022 | Yuba County Water Agency | 05/08/2017 | PPD | 580.00 |
| 2004076 | 12/12/2022 | Moulton Niguel Water District | 06/01/2020 | Defense Attorney | 940.00 |
| 2004077 | 12/12/2022 | Vista Irrigation District | 12/31/2018 | Defense Attorney | 1,814.50 |
| 2004078 | 12/12/2022 | Vista Irrigation District | 12/31/2018 | Expense General | 1,258.11 |
| 2004079 | 12/12/2022 | Carmichael Water District | 08/31/2020 | Defense Attorney | 331.50 |
| 2004080 | 12/12/2022 | Santa Clarita Valley Water Agency | 04/16/2020 | Defense Attorney | 1,190.00 |
| 2004081 | 12/12/2022 | Santa Clarita Valley Water Agency | 04/16/2020 | Expense General | 11.58 |
| 2004082 | 12/12/2022 | Yuima Municipal Water District | 02/08/2021 | Expense General | 520.00 |
| 2004083 | 12/12/2022 | Yuima Municipal Water District | 02/08/2021 | Defense Attorney | 1,085.00 |
| 2004084 | 12/12/2022 | Goleta Water District | 11/26/2021 | Defense Attorney | 682.50 |
| 2004085 | 12/12/2022 | Otay Water District | 01/03/2021 | Defense Attorney | 1,670.00 |
| 2004086 | 12/12/2022 | Otay Water District | 01/03/2021 | Expense General | 166.01 |
| 2004087 | 12/12/2022 | Del Paso Manor Water District | 12/26/2019 | Defense Attorney | 133.00 |
| 2004088 | 12/12/2022 | American River Flood Control District | 02/02/2022 | Expense General | 118.24 |
| 2004089 | 12/12/2022 | American River Flood Control District | 02/02/2022 | Defense Attorney | 1,786.00 |
| 2004090 | 12/12/2022 | Merced Irrigation District | 09/15/2017 | Defense Attorney | 361.00 |
| 2004091 | 12/12/2022 | Mission Hills Community Services District | 04/26/2021 | Defense Attorney | 38.00 |
| 2004092 | 12/12/2022 | San Juan Water District | 04/01/2021 | Adjuster | 2,725.69 |
| 2004093 | 12/12/2022 | Bodega Bay Public Utility District | 10/25/2022 | Defense Attorney | 369.00 |
| 2004094 | 12/12/2022 | Central Water District | 10/13/2021 | Expense General | 412.56 |
| 2004095 | 12/12/2022 | Central Water District | 10/13/2021 | Defense Attorney | 2,264.50 |
| 2004096 | 12/12/2022 | Madera Irrigation District | 08/06/2020 | Defense Attorney | 538.50 |
| 2004097 | 12/12/2022 | Elsinore Valley Municipal Water District | 05/05/2014 | Pharmacy | 30.78 |
| 2004098 | 12/12/2022 | Scotts Valley Water District | 07/10/2003 | Pharmacy | 25.41 |
| 2004099 | 12/12/2022 | Bard Water District | 08/20/2012 | Pharmacy | 429.39 |
| 2004100 | 12/12/2022 | Kings River Conservation District | 11/18/2016 | Pharmacy | 13.89 |
| 2004101 | 12/12/2022 | Clearlake Oaks County Water District | 01/12/2015 | Pharmacy | 8.70 |
| 2004102 | 12/12/2022 | Kaweah Delta Water Conservation District | 10/07/2014 | Pharmacy | 18.95 |
| 2004103 | 12/12/2022 | Sweetwater Authority | 02/28/2020 | Pharmacy | 9.93 |
| 2004104 | 12/12/2022 | Yuba County Water Agency | 06/10/2022 | Pharmacy | 24.37 |
| 2004105 | 12/12/2022 | Beaumont-Cherry Valley Water District | 11/16/2022 | Pharmacy | 10.92 |
| 2004106 | 12/12/2022 | Helix Water District | 08/19/2021 | Pharmacy | 5.25 |
| 242256 | 12/13/2022 | Moulton Niguel Water District | 06/01/2020 | Expert | 464.00 |
| 242257 | 12/13/2022 | Moulton Niguel Water District | 06/01/2020 | Expert | 22,401.76 |

From 12/01/2022
to 12/15/2022

ACWA Joint Powers Insurance Authority
Claims Payment Detail Report

Sorted By Check Date

| <u>Check Number</u> | <u>Check Date</u> | <u>District Name</u> | <u>Claim Date</u> | <u>Transaction Type</u> | <u>Amount</u> |
|---------------------|-------------------|--|-------------------|-----------------------------|---------------|
| 242258 | 12/13/2022 | Monte Vista Water District | 01/05/2020 | Expert | 874.00 |
| 242259 | 12/13/2022 | Monte Vista Water District | 01/05/2020 | Expert | 6,146.00 |
| 242260 | 12/13/2022 | South Coast Water District | 10/01/2022 | Liability - Property Damage | 50,000.00 |
| 242261 | 12/13/2022 | South Tahoe Public Utility District | 10/14/2021 | Adjuster | 1,237.50 |
| 242262 | 12/13/2022 | Frazier Park Public Utility District | 06/23/2022 | Liability - Expense | 4,031.25 |
| 242263 | 12/13/2022 | Fallbrook Public Utility District | 03/14/2022 | Liability - Property Damage | 15,500.00 |
| 242264 | 12/13/2022 | Vallecitos Water District | 02/14/2022 | Liability - Property Damage | 26,765.29 |
| 242265 | 12/13/2022 | Vallecitos Water District | 02/14/2022 | Liability - Property Damage | 45,931.06 |
| 242266 | 12/13/2022 | Santa Fe Irrigation District | 10/15/2022 | Medical, general | 111.27 |
| 242267 | 12/13/2022 | Sweetwater Authority | 06/16/2022 | TTD | 2,292.54 |
| 242268 | 12/13/2022 | Stockton-East Water District | 08/30/2011 | Medical, general | 175.92 |
| 242269 | 12/13/2022 | Kaweah Delta Water Conservation District | 03/22/2022 | TTD | 122.89 |
| 242270 | 12/13/2022 | Yuba County Water Agency | 06/10/2022 | TTD | 2,859.46 |
| 242271 | 12/13/2022 | Clear Creek Community Services District | 06/07/2022 | Bill Review Fee | 8.50 |
| 242271 | 12/13/2022 | Clear Creek Community Services District | 06/07/2022 | Bill Review Fee | 6.47 |
| 242271 | 12/13/2022 | Sweetwater Authority | 06/16/2022 | Bill Review Fee | 8.50 |
| 242271 | 12/13/2022 | Sweetwater Authority | 06/16/2022 | Bill Review Fee | 14.91 |
| 242271 | 12/13/2022 | Clear Creek Community Services District | 06/07/2022 | Bill Review Fee | 8.50 |
| 242271 | 12/13/2022 | Clear Creek Community Services District | 06/07/2022 | Bill Review Fee | 6.47 |
| 242271 | 12/13/2022 | Clear Creek Community Services District | 06/07/2022 | Bill Review Fee | 8.50 |
| 242271 | 12/13/2022 | Clear Creek Community Services District | 06/07/2022 | Bill Review Fee | 6.47 |
| 242271 | 12/13/2022 | Mission Springs Water District | 03/17/2022 | Bill Review Fee | 8.50 |
| 242271 | 12/13/2022 | Sweetwater Authority | 04/25/2022 | Bill Review Fee | 8.50 |
| 242271 | 12/13/2022 | Helix Water District | 03/16/2022 | Bill Review Fee | 8.50 |
| 242271 | 12/13/2022 | Helix Water District | 03/16/2022 | Bill Review Fee | 22.45 |
| 242271 | 12/13/2022 | Otay Water District | 03/22/2022 | Bill Review Fee | 8.50 |
| 242271 | 12/13/2022 | Otay Water District | 03/22/2022 | Bill Review Fee | 2.06 |
| 242271 | 12/13/2022 | Calleguas Municipal Water District | 09/22/2021 | Bill Review Fee | 8.50 |
| 242271 | 12/13/2022 | El Toro Water District | 11/24/2021 | Bill Review Fee | 8.50 |
| 242271 | 12/13/2022 | El Toro Water District | 11/24/2021 | Bill Review Fee | 7.05 |
| 242271 | 12/13/2022 | El Toro Water District | 11/24/2021 | Bill Review Fee | 8.50 |
| 242271 | 12/13/2022 | El Toro Water District | 11/24/2021 | Bill Review Fee | 17.90 |
| 242271 | 12/13/2022 | Sweetwater Authority | 12/15/2021 | Bill Review Fee | 8.50 |
| 242271 | 12/13/2022 | Sweetwater Authority | 12/15/2021 | Bill Review Fee | 9.94 |
| 242271 | 12/13/2022 | Sweetwater Authority | 12/15/2021 | Bill Review Fee | 8.50 |
| 242271 | 12/13/2022 | Sweetwater Authority | 12/15/2021 | Bill Review Fee | 10.46 |
| 242271 | 12/13/2022 | Santa Fe Irrigation District | 10/15/2022 | Bill Review Fee | 8.50 |
| 242271 | 12/13/2022 | Santa Fe Irrigation District | 10/15/2022 | Bill Review Fee | 19.18 |
| 242271 | 12/13/2022 | Moulton Niguel Water District | 10/11/2022 | Bill Review Fee | 8.50 |

From 12/01/2022
to 12/15/2022

ACWA Joint Powers Insurance Authority
Claims Payment Detail Report

Sorted By Check Date

| <u>Check Number</u> | <u>Check Date</u> | <u>District Name</u> | <u>Claim Date</u> | <u>Transaction Type</u> | <u>Amount</u> |
|---------------------|-------------------|--|-------------------|-------------------------|---------------|
| 242271 | 12/13/2022 | Moulton Niguel Water District | 10/11/2022 | Bill Review Fee | 38.36 |
| 242271 | 12/13/2022 | Fair Oaks Water District | 09/29/2022 | Bill Review Fee | 8.50 |
| 242271 | 12/13/2022 | Sweetwater Authority | 07/13/2022 | Bill Review Fee | 8.50 |
| 242271 | 12/13/2022 | Mission Springs Water District | 07/07/2022 | Bill Review Fee | 8.50 |
| 242271 | 12/13/2022 | Mission Springs Water District | 07/07/2022 | Bill Review Fee | 10.02 |
| 242271 | 12/13/2022 | Tahoe City Public Utility District | 07/11/2022 | Bill Review Fee | 1.32 |
| 242271 | 12/13/2022 | San Luis & Delta-Mendota Water Authority | 07/18/2022 | Bill Review Fee | 8.50 |
| 242271 | 12/13/2022 | San Luis & Delta-Mendota Water Authority | 07/18/2022 | Bill Review Fee | 13.34 |
| 242271 | 12/13/2022 | Palmdale Water District | 10/31/2021 | Bill Review Fee | 8.50 |
| 242271 | 12/13/2022 | Valley County Water District | 08/08/2022 | Bill Review Fee | 8.50 |
| 242271 | 12/13/2022 | Stockton-East Water District | 08/30/2011 | Bill Review Fee | 8.50 |
| 242271 | 12/13/2022 | Stockton-East Water District | 08/30/2011 | Bill Review Fee | 0.72 |
| 242271 | 12/13/2022 | Scotts Valley Water District | 07/10/2003 | Bill Review Fee | 8.50 |
| 242271 | 12/13/2022 | Scotts Valley Water District | 07/10/2003 | Bill Review Fee | 2.60 |
| 242271 | 12/13/2022 | Kaweah Delta Water Conservation District | 10/07/2014 | Bill Review Fee | 8.50 |
| 242271 | 12/13/2022 | Kaweah Delta Water Conservation District | 10/07/2014 | Bill Review Fee | 12.93 |
| 242271 | 12/13/2022 | Walnut Valley Water District | 12/26/2019 | Bill Review Fee | 8.50 |
| 242271 | 12/13/2022 | Walnut Valley Water District | 12/26/2019 | Bill Review Fee | 37.21 |
| 242271 | 12/13/2022 | Laguna Beach County Water District | 10/29/2019 | Bill Review Fee | 9.50 |
| 242271 | 12/13/2022 | Laguna Beach County Water District | 10/29/2019 | Bill Review Fee | 8.50 |
| 242271 | 12/13/2022 | Laguna Beach County Water District | 10/29/2019 | Bill Review Fee | 0.38 |
| 242271 | 12/13/2022 | Yorba Linda Water District | 09/09/2019 | Bill Review Fee | 8.50 |
| 242271 | 12/13/2022 | Yorba Linda Water District | 09/09/2019 | Bill Review Fee | 20.80 |
| 242271 | 12/13/2022 | Mid-Peninsula Water District | 03/19/2021 | Bill Review Fee | 8.50 |
| 242271 | 12/13/2022 | Mid-Peninsula Water District | 03/19/2021 | Bill Review Fee | 2.89 |
| 242271 | 12/13/2022 | Mesa Water District | 07/30/2020 | Bill Review Fee | 8.50 |
| 242271 | 12/13/2022 | Mesa Water District | 07/30/2020 | Bill Review Fee | 22.30 |
| 242271 | 12/13/2022 | Tahoe City Public Utility District | 08/11/2020 | Bill Review Fee | 8.50 |
| 242271 | 12/13/2022 | Walnut Valley Water District | 08/14/2020 | Bill Review Fee | 8.50 |
| 242271 | 12/13/2022 | Walnut Valley Water District | 08/14/2020 | Bill Review Fee | 7.55 |
| 242271 | 12/13/2022 | Moulton Niguel Water District | 11/14/2022 | Bill Review Fee | 8.50 |
| 242271 | 12/13/2022 | Moulton Niguel Water District | 11/14/2022 | Bill Review Fee | 5.35 |
| 242271 | 12/13/2022 | Moulton Niguel Water District | 11/14/2022 | Bill Review Fee | 8.50 |
| 242271 | 12/13/2022 | Moulton Niguel Water District | 11/14/2022 | Bill Review Fee | 9.63 |
| 242271 | 12/13/2022 | Moulton Niguel Water District | 10/27/2022 | Bill Review Fee | 8.50 |
| 242271 | 12/13/2022 | Moulton Niguel Water District | 10/27/2022 | Bill Review Fee | 34.89 |
| 242271 | 12/13/2022 | El Toro Water District | 10/27/2022 | Bill Review Fee | 8.50 |
| 242271 | 12/13/2022 | El Toro Water District | 10/27/2022 | Bill Review Fee | 7.05 |
| 242271 | 12/13/2022 | El Toro Water District | 10/27/2022 | Bill Review Fee | 8.50 |

From 12/01/2022
to 12/15/2022

ACWA Joint Powers Insurance Authority
Claims Payment Detail Report

Sorted By Check Date

| <u>Check Number</u> | <u>Check Date</u> | <u>District Name</u> | <u>Claim Date</u> | <u>Transaction Type</u> | <u>Amount</u> |
|---------------------|-------------------|--|-------------------|-------------------------|---------------|
| 242271 | 12/13/2022 | El Toro Water District | 10/27/2022 | Bill Review Fee | 21.85 |
| 242272 | 12/13/2022 | Kaweah Delta Water Conservation District | 10/07/2014 | Medical, general | 98.27 |
| 242273 | 12/13/2022 | Clear Creek Community Services District | 06/07/2022 | Physical therapy | 77.59 |
| 242274 | 12/13/2022 | Sweetwater Authority | 06/16/2022 | Medical, general | 73.76 |
| 242275 | 12/13/2022 | Fair Oaks Water District | 12/28/2021 | Mileage | 234.01 |
| 242276 | 12/13/2022 | Yolo County Flood Control & Water Conserva | 11/21/1991 | Life pension | 84.00 |
| 242277 | 12/13/2022 | Laguna Beach County Water District | 10/29/2019 | Laboratory fee | 10.14 |
| 242278 | 12/13/2022 | Calleguas Municipal Water District | 09/22/2021 | Anesthesiologist | 230.60 |
| 242279 | 12/13/2022 | Moulton Niguel Water District | 11/14/2022 | Physical therapy | 218.24 |
| 242280 | 12/13/2022 | Moulton Niguel Water District | 11/14/2022 | TTD | 642.99 |
| 242281 | 12/13/2022 | Moulton Niguel Water District | 11/14/2022 | TTD | 243.26 |
| 242282 | 12/13/2022 | Mid-Peninsula Water District | 03/19/2021 | TTD | 608.76 |
| 242283 | 12/13/2022 | Mid-Peninsula Water District | 03/19/2021 | Wage loss | 111.86 |
| 242284 | 12/13/2022 | Mission Springs Water District | 03/17/2022 | Medical Interpreter | 90.00 |
| 242285 | 12/13/2022 | East Contra Costa Irrigation District | 03/03/2022 | TTD | 2,545.74 |
| 242286 | 12/13/2022 | Walnut Valley Water District | 08/14/2020 | Physical therapy | 171.05 |
| 242287 | 12/13/2022 | Soquel Creek Water District | 11/30/2022 | TTD | 563.88 |
| 242288 | 12/13/2022 | Soquel Creek Water District | 11/30/2022 | TTD | 939.81 |
| 242289 | 12/13/2022 | Soquel Creek Water District | 11/30/2022 | Wage loss | 328.93 |
| 242290 | 12/13/2022 | Sweetwater Authority | 12/15/2021 | Physical therapy | 119.26 |
| 242291 | 12/13/2022 | Laguna Beach County Water District | 10/29/2019 | DME Supplies | 76.21 |
| 242292 | 12/13/2022 | Tahoe City Public Utility District | 07/11/2022 | Diagnostics | 213.23 |
| 242293 | 12/13/2022 | Yorba Linda Water District | 09/09/2019 | Laboratory fee | 179.53 |
| 242294 | 12/13/2022 | Mission Springs Water District | 05/11/2021 | Photocopy | 180.00 |
| 242295 | 12/13/2022 | Mission Springs Water District | 05/11/2021 | Photocopy | 180.00 |
| 242296 | 12/13/2022 | Mission Springs Water District | 05/11/2021 | Photocopy | 180.00 |
| 242297 | 12/13/2022 | Humboldt Bay Municipal Water District | 04/06/2021 | Hospital (Outpatient) | 330.46 |
| 242298 | 12/13/2022 | Sweetwater Authority | 04/25/2022 | Medical, general | 144.00 |
| 242299 | 12/13/2022 | San Luis & Delta-Mendota Water Authority | 12/07/2021 | PPD | 580.00 |
| 242300 | 12/13/2022 | San Luis & Delta-Mendota Water Authority | 12/07/2021 | PPD | 290.00 |
| 242301 | 12/13/2022 | Moulton Niguel Water District | 10/11/2022 | Medical, general | 190.56 |
| 242302 | 12/13/2022 | Valley County Water District | 08/08/2022 | Pharmacy | 22.97 |
| 242303 | 12/13/2022 | Mid-Peninsula Water District | 03/19/2021 | Medical, general | 219.46 |
| 242304 | 12/13/2022 | Mesa Water District | 07/30/2020 | Medical, general | 432.45 |
| 242305 | 12/13/2022 | El Toro Water District | 10/27/2022 | Medical, general | 107.39 |
| 242306 | 12/13/2022 | South Tahoe Public Utility District | 06/25/2019 | PPD | 580.00 |
| 242307 | 12/13/2022 | San Luis Water District | 08/09/2013 | Legal (Defense) | 111.00 |
| 2004107 | 12/14/2022 | Tuolumne Utilities District | 01/12/2022 | Adjuster | 1,316.70 |
| 2004108 | 12/14/2022 | Marina Coast Water District | 06/02/2021 | Expense General | 38.62 |

From 12/01/2022
to 12/15/2022

ACWA Joint Powers Insurance Authority
Claims Payment Detail Report

Sorted By Check Date

| <u>Check Number</u> | <u>Check Date</u> | <u>District Name</u> | <u>Claim Date</u> | <u>Transaction Type</u> | <u>Amount</u> |
|---------------------|-------------------|--|-------------------|------------------------------|---------------|
| 2004109 | 12/14/2022 | Marina Coast Water District | 06/02/2021 | Defense Attorney | 171.00 |
| 2004110 | 12/14/2022 | Laguna Irrigation District | 02/28/2022 | Defense Attorney | 1,425.00 |
| 2004111 | 12/14/2022 | Laguna Irrigation District | 02/28/2022 | Expense General | 112.67 |
| 2004112 | 12/14/2022 | Sacramento Suburban Water District | 04/18/2022 | Expense General | 73.26 |
| 2004113 | 12/14/2022 | Sacramento Suburban Water District | 04/18/2022 | Defense Attorney | 1,349.00 |
| 2004114 | 12/14/2022 | Panoche Water District | 11/01/2016 | Defense Attorney | 57.00 |
| 2004115 | 12/14/2022 | Alameda CFC & WCD, Zone 7 Water Agency | 04/01/2020 | Defense Attorney | 521.00 |
| 2004116 | 12/14/2022 | Moulton Niguel Water District | 06/01/2020 | Defense Attorney | 14,660.00 |
| 2004117 | 12/14/2022 | Moulton Niguel Water District | 06/01/2020 | Expense General | 3,060.87 |
| 2004118 | 12/14/2022 | Otay Water District | 08/04/2021 | Defense Attorney | 1,406.25 |
| 2004119 | 12/14/2022 | Frazier Park Public Utility District | 06/23/2022 | Adjuster | 2,577.02 |
| 2004120 | 12/14/2022 | Frazier Park Public Utility District | 06/23/2022 | Adjuster | 207.90 |
| 2004121 | 12/14/2022 | Santa Fe Irrigation District | 04/02/2022 | Adjuster | 18,570.28 |
| 2004122 | 12/14/2022 | Fallbrook Public Utility District | 02/25/2021 | Adjuster | 743.40 |
| 242308 | 12/14/2022 | Fallbrook Public Utility District | 03/14/2022 | Liability - Property Damage | 931.48 |
| 242309 | 12/14/2022 | Frazier Park Public Utility District | 06/23/2022 | Liability - Property Damage | 31,960.56 |
| 242310 | 12/14/2022 | Feather Water District | 10/26/2022 | Property - District Property | 4,362.50 |
| 242311 | 12/14/2022 | Otay Water District | 10/03/2022 | Liability - Property Damage | 5,347.50 |
| 242312 | 12/14/2022 | Sacramento Suburban Water District | 11/22/2022 | Appraiser | 100.00 |
| 242313 | 12/14/2022 | Santa Clarita Valley Water Agency | 09/15/2022 | Investigation/Subrosa | 1,072.00 |
| 242314 | 12/14/2022 | Moulton Niguel Water District | 11/01/2022 | Investigation/Subrosa | 595.00 |
| 242315 | 12/14/2022 | Vallecitos Water District | 10/15/2020 | Medical, general | 425.00 |
| 242316 | 12/14/2022 | Scotts Valley Water District | 07/10/2003 | Medical, general | 117.00 |
| 242317 | 12/14/2022 | Mesa Water District | 08/31/2022 | Chiropractor | 155.55 |
| 242318 | 12/14/2022 | Mesa Water District | 08/31/2022 | Bill Review Fee | 8.50 |
| 242318 | 12/14/2022 | Mesa Water District | 08/31/2022 | Bill Review Fee | 2.05 |
| 242318 | 12/14/2022 | Mission Springs Water District | 07/07/2022 | Bill Review Fee | 8.50 |
| 242318 | 12/14/2022 | Mission Springs Water District | 07/07/2022 | Bill Review Fee | 10.02 |
| 242318 | 12/14/2022 | Cucamonga Valley Water District | 08/10/2022 | Bill Review Fee | 8.50 |
| 242318 | 12/14/2022 | Cucamonga Valley Water District | 08/10/2022 | Bill Review Fee | 2.89 |
| 242318 | 12/14/2022 | Cucamonga Valley Water District | 08/10/2022 | Bill Review Fee | 8.50 |
| 242318 | 12/14/2022 | Cucamonga Valley Water District | 08/10/2022 | Bill Review Fee | 2.59 |
| 242318 | 12/14/2022 | Scotts Valley Water District | 08/31/2022 | Bill Review Fee | 8.50 |
| 242318 | 12/14/2022 | Scotts Valley Water District | 08/31/2022 | Bill Review Fee | 2.55 |
| 242318 | 12/14/2022 | Helix Water District | 08/06/2013 | Bill Review Fee | 8.50 |
| 242318 | 12/14/2022 | Helix Water District | 08/06/2013 | Bill Review Fee | 35.41 |
| 242318 | 12/14/2022 | Rancho California Water District | 03/18/2008 | Bill Review Fee | 8.50 |
| 242318 | 12/14/2022 | Rancho California Water District | 03/18/2008 | Bill Review Fee | 34.13 |
| 242318 | 12/14/2022 | Bard Water District | 08/20/2012 | Bill Review Fee | 8.50 |

From 12/01/2022
to 12/15/2022

ACWA Joint Powers Insurance Authority
Claims Payment Detail Report

Sorted By Check Date

| <u>Check Number</u> | <u>Check Date</u> | <u>District Name</u> | <u>Claim Date</u> | <u>Transaction Type</u> | <u>Amount</u> |
|---------------------|-------------------|--|-------------------|-------------------------|---------------|
| 242318 | 12/14/2022 | Bard Water District | 08/20/2012 | Bill Review Fee | 5.19 |
| 242318 | 12/14/2022 | Sweetwater Authority | 09/28/2017 | Bill Review Fee | 8.50 |
| 242318 | 12/14/2022 | Sweetwater Authority | 09/28/2017 | Bill Review Fee | 34.13 |
| 242318 | 12/14/2022 | El Toro Water District | 06/22/2015 | Bill Review Fee | 8.50 |
| 242318 | 12/14/2022 | El Toro Water District | 06/22/2015 | Bill Review Fee | 33.93 |
| 242318 | 12/14/2022 | El Toro Water District | 06/22/2015 | Bill Review Fee | 8.50 |
| 242318 | 12/14/2022 | Laguna Beach County Water District | 10/29/2019 | Bill Review Fee | 8.50 |
| 242318 | 12/14/2022 | Laguna Beach County Water District | 10/29/2019 | Bill Review Fee | 10.47 |
| 242318 | 12/14/2022 | East Contra Costa Irrigation District | 10/05/2020 | Bill Review Fee | 8.50 |
| 242318 | 12/14/2022 | East Contra Costa Irrigation District | 10/05/2020 | Bill Review Fee | 3.82 |
| 242318 | 12/14/2022 | Otay Water District | 03/29/2021 | Bill Review Fee | 8.50 |
| 242318 | 12/14/2022 | Santa Clarita Valley Water Agency | 09/02/2021 | Bill Review Fee | 8.50 |
| 242318 | 12/14/2022 | Santa Clarita Valley Water Agency | 09/02/2021 | Bill Review Fee | 1.45 |
| 242318 | 12/14/2022 | Humboldt Bay Municipal Water District | 04/06/2021 | Bill Review Fee | 8.50 |
| 242318 | 12/14/2022 | Moulton Niguel Water District | 11/14/2022 | Bill Review Fee | 8.50 |
| 242318 | 12/14/2022 | Moulton Niguel Water District | 11/14/2022 | Bill Review Fee | 23.93 |
| 242319 | 12/14/2022 | San Luis & Delta-Mendota Water Authority | 02/10/2020 | Legal (Defense) | 895.59 |
| 242320 | 12/14/2022 | Mid-Peninsula Water District | 03/19/2021 | Legal (Defense) | 985.81 |
| 242321 | 12/14/2022 | Glenn-Colusa Irrigation District | 10/19/2021 | Legal (Defense) | 114.33 |
| 242322 | 12/14/2022 | Woodbridge Irrigation District | 11/05/2019 | Legal (Defense) | 247.72 |
| 242323 | 12/14/2022 | Paradise Irrigation District | 05/11/1993 | Legal (Defense) | 57.17 |
| 242324 | 12/14/2022 | Merced Irrigation District | 04/21/2020 | Legal (Defense) | 76.22 |
| 242325 | 12/14/2022 | Clear Creek Community Services District | 06/07/2022 | Physical therapy | 77.59 |
| 242326 | 12/14/2022 | Clear Creek Community Services District | 06/07/2022 | Physical therapy | 77.59 |
| 242327 | 12/14/2022 | El Toro Water District | 06/22/2015 | Medical, general | 146.41 |
| 242328 | 12/14/2022 | Moulton Niguel Water District | 11/14/2022 | Physical therapy | 121.27 |
| 242329 | 12/14/2022 | Bard Water District | 08/20/2012 | Laboratory fee | 275.56 |
| 242330 | 12/14/2022 | Scotts Valley Water District | 08/31/2022 | Physical therapy | 135.37 |
| 242331 | 12/14/2022 | East Contra Costa Irrigation District | 10/05/2020 | Medical, general | 202.89 |
| 242332 | 12/14/2022 | Walnut Valley Water District | 12/26/2019 | Medical, general | 248.78 |
| 242333 | 12/14/2022 | Tahoe City Public Utility District | 07/11/2022 | Photocopy | 109.69 |
| 242334 | 12/14/2022 | Goleta Water District | 09/01/2022 | Photocopy | 97.25 |
| 242335 | 12/14/2022 | Mission Springs Water District | 07/07/2022 | Physical therapy | 120.28 |
| 242336 | 12/14/2022 | Sweetwater Authority | 12/15/2021 | Physical therapy | 125.47 |
| 242337 | 12/14/2022 | Mission Springs Water District | 07/07/2022 | Physical therapy | 120.28 |
| 242338 | 12/14/2022 | Palmdale Water District | 10/31/2021 | Medical, general | 926.76 |
| 242339 | 12/14/2022 | Otay Water District | 03/29/2021 | Physical therapy | 1,045.05 |
| 242340 | 12/14/2022 | Santa Clarita Valley Water Agency | 09/02/2021 | Medical, general | 109.97 |
| 242341 | 12/14/2022 | Cucamonga Valley Water District | 08/10/2022 | Physical therapy | 137.78 |

From 12/01/2022
to 12/15/2022

ACWA Joint Powers Insurance Authority
Claims Payment Detail Report

Sorted By Check Date

| <u>Check Number</u> | <u>Check Date</u> | <u>District Name</u> | <u>Claim Date</u> | <u>Transaction Type</u> | <u>Amount</u> |
|---------------------|-------------------|--|-------------------|------------------------------|---------------|
| 242342 | 12/14/2022 | Cucamonga Valley Water District | 08/10/2022 | Physical therapy | 153.42 |
| 242343 | 12/14/2022 | Merced Irrigation District | 10/27/2022 | Diagnostics | 50.53 |
| 242344 | 12/14/2022 | San Luis & Delta-Mendota Water Authority | 07/18/2022 | Medical, general | 87.75 |
| 242345 | 12/14/2022 | Helix Water District | 08/06/2013 | Medical, general | 225.43 |
| 242346 | 12/14/2022 | Sweetwater Authority | 09/28/2017 | Medical, general | 227.38 |
| 242347 | 12/14/2022 | Rancho California Water District | 03/18/2008 | Medical, general | 227.38 |
| 242348 | 12/14/2022 | Helix Water District | 03/16/2022 | Medical, general | 112.26 |
| 242349 | 12/14/2022 | Sweetwater Authority | 07/13/2022 | Medical, general | 144.00 |
| 242350 | 12/14/2022 | Moulton Niguel Water District | 10/27/2022 | Medical, general | 282.40 |
| 242351 | 12/14/2022 | Moulton Niguel Water District | 11/14/2022 | Medical, general | 207.53 |
| 242352 | 12/14/2022 | Otay Water District | 03/22/2022 | Physical therapy | 156.33 |
| 242353 | 12/14/2022 | Laguna Beach County Water District | 10/29/2019 | Physical therapy | 125.56 |
| 242354 | 12/14/2022 | El Toro Water District | 11/24/2021 | Medical, general | 107.39 |
| 242355 | 12/14/2022 | El Toro Water District | 11/24/2021 | Medical, general | 258.19 |
| 242356 | 12/14/2022 | El Toro Water District | 10/27/2022 | Medical, general | 424.20 |
| 242357 | 12/15/2022 | Fallbrook Public Utility District | 09/08/2022 | Liability - Small Claims | 1,429.42 |
| 242358 | 12/15/2022 | Fallbrook Public Utility District | 03/15/2022 | Liability - Small Claims | 259.49 |
| 242359 | 12/15/2022 | Fallbrook Public Utility District | 03/31/2022 | Liability - Small Claims | 800.00 |
| 242360 | 12/15/2022 | Kern-Tulare Water District | 10/18/2022 | Property - District Property | 582.82 |
| 242361 | 12/15/2022 | Berrenda Mesa Water District | 02/25/2013 | PPD | 460.00 |
| 242362 | 12/15/2022 | Otay Water District | 06/15/2022 | Medical, general | 99.36 |
| 242363 | 12/15/2022 | Otay Water District | 06/15/2022 | Medical, general | 124.86 |
| 242364 | 12/15/2022 | Otay Water District | 06/15/2022 | Medical, general | 124.86 |
| 242365 | 12/15/2022 | Otay Water District | 06/15/2022 | Medical, general | 124.86 |
| 242366 | 12/15/2022 | Otay Water District | 06/15/2022 | Medical, general | 124.86 |
| 242367 | 12/15/2022 | Otay Water District | 06/15/2022 | Medical, general | 112.99 |
| 242368 | 12/15/2022 | Otay Water District | 06/15/2022 | Bill Review Fee | 8.50 |
| 242368 | 12/15/2022 | Otay Water District | 06/15/2022 | Bill Review Fee | 4.99 |
| 242368 | 12/15/2022 | Otay Water District | 06/15/2022 | Bill Review Fee | 8.50 |
| 242368 | 12/15/2022 | Otay Water District | 06/15/2022 | Bill Review Fee | 5.51 |
| 242368 | 12/15/2022 | Otay Water District | 06/15/2022 | Bill Review Fee | 8.50 |
| 242368 | 12/15/2022 | Otay Water District | 06/15/2022 | Bill Review Fee | 8.50 |
| 242368 | 12/15/2022 | Otay Water District | 06/15/2022 | Bill Review Fee | 8.50 |
| 242368 | 12/15/2022 | Otay Water District | 06/15/2022 | Bill Review Fee | 8.50 |
| 242368 | 12/15/2022 | Otay Water District | 06/15/2022 | Bill Review Fee | 8.50 |
| 242368 | 12/15/2022 | Otay Water District | 06/15/2022 | Bill Review Fee | 8.50 |
| 242368 | 12/15/2022 | Otay Water District | 06/15/2022 | Bill Review Fee | 8.50 |
| 242368 | 12/15/2022 | Otay Water District | 06/15/2022 | Bill Review Fee | 5.51 |
| 242368 | 12/15/2022 | Otay Water District | 06/15/2022 | Bill Review Fee | 8.50 |

From 12/01/2022
to 12/15/2022

ACWA Joint Powers Insurance Authority
Claims Payment Detail Report

Sorted By Check Date

| <u>Check Number</u> | <u>Check Date</u> | <u>District Name</u> | <u>Claim Date</u> | <u>Transaction Type</u> | <u>Amount</u> |
|---------------------|-------------------|--|-------------------|-------------------------|---------------|
| 242368 | 12/15/2022 | Otay Water District | 06/15/2022 | Bill Review Fee | 5.51 |
| 242368 | 12/15/2022 | Otay Water District | 06/15/2022 | Bill Review Fee | 8.50 |
| 242368 | 12/15/2022 | Otay Water District | 06/15/2022 | Bill Review Fee | 5.51 |
| 242368 | 12/15/2022 | Otay Water District | 06/15/2022 | Bill Review Fee | 8.50 |
| 242368 | 12/15/2022 | Otay Water District | 06/15/2022 | Bill Review Fee | 8.50 |
| 242368 | 12/15/2022 | Otay Water District | 06/15/2022 | Bill Review Fee | 4.38 |
| 242368 | 12/15/2022 | Kaweah Delta Water Conservation District | 03/22/2022 | Bill Review Fee | 8.50 |
| 242368 | 12/15/2022 | Kaweah Delta Water Conservation District | 03/22/2022 | Bill Review Fee | 10.61 |
| 242368 | 12/15/2022 | Ramona Municipal Water District | 02/28/2022 | Bill Review Fee | 8.50 |
| 242368 | 12/15/2022 | Scotts Valley Water District | 08/31/2022 | Bill Review Fee | 8.50 |
| 242368 | 12/15/2022 | Helix Water District | 07/27/2022 | Bill Review Fee | 8.50 |
| 242368 | 12/15/2022 | Helix Water District | 07/27/2022 | Bill Review Fee | 7.95 |
| 242368 | 12/15/2022 | El Toro Water District | 06/22/2015 | Bill Review Fee | 8.50 |
| 242368 | 12/15/2022 | Elsinore Valley Municipal Water District | 05/05/2014 | Bill Review Fee | 8.50 |
| 242368 | 12/15/2022 | Elsinore Valley Municipal Water District | 05/05/2014 | Bill Review Fee | 27.74 |
| 242368 | 12/15/2022 | Moulton Niguel Water District | 11/14/2022 | Bill Review Fee | 8.50 |
| 242368 | 12/15/2022 | Moulton Niguel Water District | 11/14/2022 | Bill Review Fee | 10.70 |
| 242369 | 12/15/2022 | Ramona Municipal Water District | 05/05/2022 | Deposition/Witness fees | 1,040.00 |
| 242370 | 12/15/2022 | Scotts Valley Water District | 08/31/2022 | Medical, general | 129.93 |
| 242371 | 12/15/2022 | Moulton Niguel Water District | 11/14/2022 | Physical therapy | 242.54 |
| 242372 | 12/15/2022 | Twentynine Palms Water District | 02/09/2021 | PPD | 580.00 |
| 242373 | 12/15/2022 | Kaweah Delta Water Conservation District | 03/22/2022 | Medical, general | 84.67 |
| 242374 | 12/15/2022 | Elsinore Valley Municipal Water District | 05/05/2014 | Medical, general | 173.29 |
| 242375 | 12/15/2022 | Crescenta Valley Water District | 12/29/2021 | PPD | 580.00 |
| 242376 | 12/15/2022 | Helix Water District | 07/27/2022 | Physical therapy | 604.24 |
| 242377 | 12/15/2022 | Alameda County Water District | 03/19/2021 | PPD | 3,480.00 |

From 12/16/2022
to 12/31/2022

ACWA Joint Powers Insurance Authority
Claims Payment Detail Report

Sorted By Check Date

| <u>Check Number</u> | <u>Check Date</u> | <u>District Name</u> | <u>Claim Date</u> | <u>Transaction Type</u> | <u>Amount</u> |
|---------------------|-------------------|---|-------------------|------------------------------|---------------|
| 2004123 | 12/19/2022 | Helix Water District | 07/23/2019 | PPD | 580.00 |
| 2004124 | 12/19/2022 | Sweetwater Authority | 01/21/2020 | PPD | 580.00 |
| 2004125 | 12/19/2022 | Sweetwater Authority | 01/21/2020 | PPD | 62.14 |
| 2004126 | 12/19/2022 | Mesa Water District | 10/31/2012 | Life pension | 257.10 |
| 2004127 | 12/19/2022 | Rancho California Water District | 03/18/2008 | Pharmacy | 58.80 |
| 2004128 | 12/19/2022 | Bard Water District | 08/20/2012 | Pharmacy | 466.93 |
| 2004129 | 12/19/2022 | Vista Irrigation District | 02/04/2019 | Pharmacy | 21.24 |
| 2004130 | 12/19/2022 | Carmichael Water District | 12/12/2019 | Pharmacy | 203.38 |
| 2004131 | 12/19/2022 | Santa Fe Irrigation District | 10/15/2022 | Pharmacy | 172.45 |
| 2004132 | 12/19/2022 | Sweetwater Authority | 12/07/2022 | Pharmacy | 40.71 |
| 242378 | 12/20/2022 | La Habra Heights County Water District | 10/25/2022 | Liability - Property Damage | 7,920.00 |
| 242379 | 12/20/2022 | Santa Clarita Valley Water Agency | 06/01/2020 | Defense Attorney | 7,182.00 |
| 242380 | 12/20/2022 | Chino Basin Water Conservation District | 01/24/2019 | Defense Attorney | 247.00 |
| 242381 | 12/20/2022 | Foothill Municipal Water District | 04/21/2019 | Defense Attorney | 361.00 |
| 242382 | 12/20/2022 | Santa Clarita Valley Water Agency | 08/13/2020 | Defense Attorney | 3,382.00 |
| 242383 | 12/20/2022 | Cucamonga Valley Water District | 06/10/2021 | Defense Attorney | 1,083.00 |
| 242384 | 12/20/2022 | El Toro Water District | 08/07/2018 | Defense Attorney | 418.00 |
| 242385 | 12/20/2022 | Purissima Hills Water District | 08/26/2018 | Liability - Property Damage | 1,377.71 |
| 242386 | 12/20/2022 | La Habra Heights County Water District | 10/25/2022 | Liability - Property Damage | 9,700.00 |
| 242387 | 12/20/2022 | Oakdale Irrigation District | 08/07/2018 | Defense Attorney | 597.00 |
| 242388 | 12/20/2022 | Westborough Water District | 09/09/2021 | Liability - Property Damage | 51,285.88 |
| 242389 | 12/20/2022 | Paradise Irrigation District | 11/08/2018 | Property - District Property | 582,740.00 |
| 242390 | 12/20/2022 | Santa Clarita Valley Water Agency | 08/13/2020 | Expert | 1,400.00 |
| 242391 | 12/20/2022 | Soquel Creek Water District | 10/06/2021 | Expert | 2,950.00 |
| 242392 | 12/20/2022 | East Orange County Water District | 07/02/2019 | Defense Attorney | 122.50 |
| 242393 | 12/20/2022 | Palo Verde Irrigation District | 11/01/2022 | Liability - Property Damage | 1,785.00 |
| 242394 | 12/20/2022 | Fresno Irrigation District | 04/18/2022 | Liability - Property Damage | 23,575.81 |
| 242395 | 12/20/2022 | Feather Water District | 10/26/2022 | Appraiser | 100.00 |
| 242396 | 12/20/2022 | Santa Fe Irrigation District | 10/15/2022 | Medical, general | 111.27 |
| 242397 | 12/20/2022 | Western Canal Water District | 09/30/2021 | TTD | 1,513.68 |
| 242398 | 12/20/2022 | Ramona Municipal Water District | 02/28/2022 | Physical therapy | 124.07 |
| 242399 | 12/20/2022 | Ramona Municipal Water District | 02/28/2022 | Physical therapy | 107.01 |
| 242400 | 12/20/2022 | Ramona Municipal Water District | 02/28/2022 | Physical therapy | 124.07 |
| 242401 | 12/20/2022 | Ramona Municipal Water District | 02/28/2022 | Physical therapy | 126.04 |
| 242402 | 12/20/2022 | Ramona Municipal Water District | 02/28/2022 | Physical therapy | 135.08 |
| 242403 | 12/20/2022 | Ramona Municipal Water District | 02/28/2022 | Physical therapy | 124.07 |
| 242404 | 12/20/2022 | Ramona Municipal Water District | 02/28/2022 | Physical therapy | 187.38 |
| 242405 | 12/20/2022 | Kings River Conservation District | 11/18/2016 | Medical, general | 119.93 |

From 12/16/2022
to 12/31/2022

ACWA Joint Powers Insurance Authority
Claims Payment Detail Report

Sorted By Check Date

| <u>Check Number</u> | <u>Check Date</u> | <u>District Name</u> | <u>Claim Date</u> | <u>Transaction Type</u> | <u>Amount</u> |
|---------------------|-------------------|------------------------------------|-------------------|-------------------------|---------------|
| 242406 | 12/20/2022 | Consolidated Irrigation District | 09/23/2021 | Medical, general | 131.23 |
| 242407 | 12/20/2022 | Consolidated Irrigation District | 09/23/2021 | Bill Review Fee | 8.50 |
| 242407 | 12/20/2022 | Consolidated Irrigation District | 09/23/2021 | Bill Review Fee | 2.47 |
| 242407 | 12/20/2022 | Santa Clarita Valley Water Agency | 09/02/2021 | Bill Review Fee | 8.50 |
| 242407 | 12/20/2022 | Santa Clarita Valley Water Agency | 09/02/2021 | Bill Review Fee | 3.62 |
| 242407 | 12/20/2022 | Consolidated Irrigation District | 09/23/2021 | Bill Review Fee | 8.50 |
| 242407 | 12/20/2022 | Consolidated Irrigation District | 09/23/2021 | Bill Review Fee | 19.36 |
| 242407 | 12/20/2022 | Calleguas Municipal Water District | 09/22/2021 | Bill Review Fee | 8.50 |
| 242407 | 12/20/2022 | Calleguas Municipal Water District | 09/22/2021 | Bill Review Fee | 8.50 |
| 242407 | 12/20/2022 | Calleguas Municipal Water District | 09/22/2021 | Bill Review Fee | 12.99 |
| 242407 | 12/20/2022 | Western Canal Water District | 09/30/2021 | Bill Review Fee | 8.50 |
| 242407 | 12/20/2022 | Western Canal Water District | 09/30/2021 | Bill Review Fee | 126.52 |
| 242407 | 12/20/2022 | Mission Springs Water District | 05/11/2021 | Bill Review Fee | 8.50 |
| 242407 | 12/20/2022 | Mission Springs Water District | 05/11/2021 | Bill Review Fee | 19.89 |
| 242407 | 12/20/2022 | Mission Springs Water District | 05/11/2021 | Bill Review Fee | 8.50 |
| 242407 | 12/20/2022 | Mission Springs Water District | 05/11/2021 | Bill Review Fee | 8.50 |
| 242407 | 12/20/2022 | Mission Springs Water District | 05/11/2021 | Bill Review Fee | 22.45 |
| 242407 | 12/20/2022 | Paradise Irrigation District | 07/30/2021 | Bill Review Fee | 8.50 |
| 242407 | 12/20/2022 | Paradise Irrigation District | 07/30/2021 | Bill Review Fee | 7.41 |
| 242407 | 12/20/2022 | Ramona Municipal Water District | 02/28/2022 | Bill Review Fee | 8.50 |
| 242407 | 12/20/2022 | Ramona Municipal Water District | 02/28/2022 | Bill Review Fee | 5.48 |
| 242407 | 12/20/2022 | Ramona Municipal Water District | 02/28/2022 | Bill Review Fee | 8.50 |
| 242407 | 12/20/2022 | Ramona Municipal Water District | 02/28/2022 | Bill Review Fee | 4.72 |
| 242407 | 12/20/2022 | Ramona Municipal Water District | 02/28/2022 | Bill Review Fee | 8.50 |
| 242407 | 12/20/2022 | Ramona Municipal Water District | 02/28/2022 | Bill Review Fee | 5.48 |
| 242407 | 12/20/2022 | Banta Carbona Irrigation District | 01/25/2022 | Bill Review Fee | 8.50 |
| 242407 | 12/20/2022 | Banta Carbona Irrigation District | 01/25/2022 | Bill Review Fee | 13.34 |
| 242407 | 12/20/2022 | Mesa Water District | 10/06/2021 | Bill Review Fee | 8.50 |
| 242407 | 12/20/2022 | Mesa Water District | 10/06/2021 | Bill Review Fee | 19.28 |
| 242407 | 12/20/2022 | El Toro Water District | 11/24/2021 | Bill Review Fee | 8.50 |
| 242407 | 12/20/2022 | El Toro Water District | 11/24/2021 | Bill Review Fee | 9.38 |
| 242407 | 12/20/2022 | El Toro Water District | 11/24/2021 | Bill Review Fee | 8.50 |
| 242407 | 12/20/2022 | El Toro Water District | 11/24/2021 | Bill Review Fee | 14.12 |
| 242407 | 12/20/2022 | El Toro Water District | 11/24/2021 | Bill Review Fee | 8.50 |
| 242407 | 12/20/2022 | El Toro Water District | 11/24/2021 | Bill Review Fee | 27.84 |
| 242407 | 12/20/2022 | Sweetwater Authority | 12/15/2021 | Bill Review Fee | 8.50 |
| 242407 | 12/20/2022 | Sweetwater Authority | 12/15/2021 | Bill Review Fee | 10.28 |
| 242407 | 12/20/2022 | Kings River Conservation District | 11/18/2016 | Bill Review Fee | 8.50 |
| 242407 | 12/20/2022 | Kings River Conservation District | 11/18/2016 | Bill Review Fee | 18.52 |

From 12/16/2022
to 12/31/2022

ACWA Joint Powers Insurance Authority
Claims Payment Detail Report

Sorted By Check Date

| <u>Check Number</u> | <u>Check Date</u> | <u>District Name</u> | <u>Claim Date</u> | <u>Transaction Type</u> | <u>Amount</u> |
|---------------------|-------------------|---|-------------------|-------------------------|---------------|
| 242407 | 12/20/2022 | El Toro Water District | 06/22/2015 | Bill Review Fee | 8.50 |
| 242407 | 12/20/2022 | El Toro Water District | 06/22/2015 | Bill Review Fee | 35.54 |
| 242407 | 12/20/2022 | Helix Water District | 04/12/1989 | Bill Review Fee | 8.50 |
| 242407 | 12/20/2022 | Helix Water District | 04/12/1989 | Bill Review Fee | 5.53 |
| 242407 | 12/20/2022 | Vallecitos Water District | 01/19/2011 | Bill Review Fee | 8.50 |
| 242407 | 12/20/2022 | Vallecitos Water District | 01/19/2011 | Bill Review Fee | 2.34 |
| 242407 | 12/20/2022 | Merced Irrigation District | 07/15/2018 | Bill Review Fee | 8.50 |
| 242407 | 12/20/2022 | Merced Irrigation District | 07/15/2018 | Bill Review Fee | 20.31 |
| 242407 | 12/20/2022 | Valley of the Moon Water District | 03/26/2020 | Bill Review Fee | 8.50 |
| 242407 | 12/20/2022 | Valley of the Moon Water District | 03/26/2020 | Bill Review Fee | 4.50 |
| 242407 | 12/20/2022 | Laguna Beach County Water District | 08/19/2020 | Bill Review Fee | 8.50 |
| 242407 | 12/20/2022 | Walnut Valley Water District | 12/26/2019 | Bill Review Fee | 8.50 |
| 242407 | 12/20/2022 | Walnut Valley Water District | 12/26/2019 | Bill Review Fee | 22.33 |
| 242407 | 12/20/2022 | Panoche Water District | 08/17/2019 | Bill Review Fee | 8.50 |
| 242407 | 12/20/2022 | Laguna Beach County Water District | 10/29/2019 | Bill Review Fee | 8.50 |
| 242407 | 12/20/2022 | Laguna Beach County Water District | 10/29/2019 | Bill Review Fee | 13.51 |
| 242407 | 12/20/2022 | Laguna Beach County Water District | 10/29/2019 | Bill Review Fee | 8.50 |
| 242407 | 12/20/2022 | Laguna Beach County Water District | 10/29/2019 | Bill Review Fee | 31.40 |
| 242407 | 12/20/2022 | Valley of the Moon Water District | 03/26/2020 | Bill Review Fee | 8.50 |
| 242407 | 12/20/2022 | Valley of the Moon Water District | 03/26/2020 | Bill Review Fee | 4.50 |
| 242407 | 12/20/2022 | Ramona Municipal Water District | 02/28/2022 | Bill Review Fee | 8.50 |
| 242407 | 12/20/2022 | Ramona Municipal Water District | 02/28/2022 | Bill Review Fee | 8.27 |
| 242407 | 12/20/2022 | Ramona Municipal Water District | 02/28/2022 | Bill Review Fee | 8.50 |
| 242407 | 12/20/2022 | Ramona Municipal Water District | 02/28/2022 | Bill Review Fee | 5.96 |
| 242407 | 12/20/2022 | Ramona Municipal Water District | 02/28/2022 | Bill Review Fee | 8.50 |
| 242407 | 12/20/2022 | Ramona Municipal Water District | 02/28/2022 | Bill Review Fee | 5.56 |
| 242407 | 12/20/2022 | Ramona Municipal Water District | 02/28/2022 | Bill Review Fee | 8.50 |
| 242407 | 12/20/2022 | Ramona Municipal Water District | 02/28/2022 | Bill Review Fee | 5.48 |
| 242407 | 12/20/2022 | Santa Clarita Valley Water Agency | 03/01/2022 | Bill Review Fee | 8.50 |
| 242407 | 12/20/2022 | Santa Clarita Valley Water Agency | 03/01/2022 | Bill Review Fee | 20.55 |
| 242407 | 12/20/2022 | Clear Creek Community Services District | 06/07/2022 | Bill Review Fee | 8.50 |
| 242407 | 12/20/2022 | Clear Creek Community Services District | 06/07/2022 | Bill Review Fee | 6.47 |
| 242407 | 12/20/2022 | Clear Creek Community Services District | 06/07/2022 | Bill Review Fee | 8.50 |
| 242407 | 12/20/2022 | Clear Creek Community Services District | 06/07/2022 | Bill Review Fee | 7.81 |
| 242407 | 12/20/2022 | Alameda County Water District | 06/28/2022 | Bill Review Fee | 8.50 |
| 242407 | 12/20/2022 | Alameda County Water District | 06/28/2022 | Bill Review Fee | 2.07 |
| 242407 | 12/20/2022 | Alameda County Water District | 06/28/2022 | Bill Review Fee | 8.50 |
| 242407 | 12/20/2022 | Alameda County Water District | 06/28/2022 | Bill Review Fee | 2.07 |
| 242407 | 12/20/2022 | Alameda County Water District | 06/28/2022 | Bill Review Fee | 8.50 |

From 12/16/2022
to 12/31/2022

ACWA Joint Powers Insurance Authority
Claims Payment Detail Report

Sorted By Check Date

| <u>Check Number</u> | <u>Check Date</u> | <u>District Name</u> | <u>Claim Date</u> | <u>Transaction Type</u> | <u>Amount</u> |
|---------------------|-------------------|--|-------------------|-------------------------|---------------|
| 242407 | 12/20/2022 | Alameda County Water District | 06/28/2022 | Bill Review Fee | 2.69 |
| 242407 | 12/20/2022 | Alameda County Water District | 06/28/2022 | Bill Review Fee | 8.50 |
| 242407 | 12/20/2022 | Alameda County Water District | 06/28/2022 | Bill Review Fee | 2.07 |
| 242407 | 12/20/2022 | Antelope Valley-East Kern Water Agency | 07/07/2022 | Bill Review Fee | 8.50 |
| 242407 | 12/20/2022 | Antelope Valley-East Kern Water Agency | 07/07/2022 | Bill Review Fee | 8.13 |
| 242407 | 12/20/2022 | Antelope Valley-East Kern Water Agency | 07/07/2022 | Bill Review Fee | 8.50 |
| 242407 | 12/20/2022 | Antelope Valley-East Kern Water Agency | 07/07/2022 | Bill Review Fee | 5.08 |
| 242407 | 12/20/2022 | Antelope Valley-East Kern Water Agency | 07/07/2022 | Bill Review Fee | 8.50 |
| 242407 | 12/20/2022 | Antelope Valley-East Kern Water Agency | 07/07/2022 | Bill Review Fee | 36.10 |
| 242407 | 12/20/2022 | Antelope Valley-East Kern Water Agency | 07/07/2022 | Bill Review Fee | 8.50 |
| 242407 | 12/20/2022 | Antelope Valley-East Kern Water Agency | 07/07/2022 | Bill Review Fee | 11.04 |
| 242407 | 12/20/2022 | Antelope Valley-East Kern Water Agency | 07/07/2022 | Bill Review Fee | 8.50 |
| 242407 | 12/20/2022 | Antelope Valley-East Kern Water Agency | 07/07/2022 | Bill Review Fee | 3.60 |
| 242407 | 12/20/2022 | Antelope Valley-East Kern Water Agency | 07/07/2022 | Bill Review Fee | 8.50 |
| 242407 | 12/20/2022 | Antelope Valley-East Kern Water Agency | 07/07/2022 | Bill Review Fee | 3.60 |
| 242407 | 12/20/2022 | Antelope Valley-East Kern Water Agency | 07/07/2022 | Bill Review Fee | 8.50 |
| 242407 | 12/20/2022 | Antelope Valley-East Kern Water Agency | 07/07/2022 | Bill Review Fee | 3.60 |
| 242407 | 12/20/2022 | Antelope Valley-East Kern Water Agency | 07/07/2022 | Bill Review Fee | 8.50 |
| 242407 | 12/20/2022 | Antelope Valley-East Kern Water Agency | 07/07/2022 | Bill Review Fee | 3.60 |
| 242407 | 12/20/2022 | Antelope Valley-East Kern Water Agency | 07/07/2022 | Bill Review Fee | 8.50 |
| 242407 | 12/20/2022 | Antelope Valley-East Kern Water Agency | 07/07/2022 | Bill Review Fee | 3.60 |
| 242407 | 12/20/2022 | Antelope Valley-East Kern Water Agency | 07/07/2022 | Bill Review Fee | 8.50 |
| 242407 | 12/20/2022 | Antelope Valley-East Kern Water Agency | 07/07/2022 | Bill Review Fee | 3.60 |
| 242407 | 12/20/2022 | Antelope Valley-East Kern Water Agency | 07/07/2022 | Bill Review Fee | 10.27 |
| 242407 | 12/20/2022 | Antelope Valley-East Kern Water Agency | 07/07/2022 | Bill Review Fee | 8.50 |
| 242407 | 12/20/2022 | Antelope Valley-East Kern Water Agency | 07/07/2022 | Bill Review Fee | 8.50 |
| 242407 | 12/20/2022 | Antelope Valley-East Kern Water Agency | 07/07/2022 | Bill Review Fee | 8.50 |
| 242407 | 12/20/2022 | Antelope Valley-East Kern Water Agency | 07/07/2022 | Bill Review Fee | 0.53 |
| 242407 | 12/20/2022 | Antelope Valley-East Kern Water Agency | 07/07/2022 | Bill Review Fee | 8.50 |
| 242407 | 12/20/2022 | Antelope Valley-East Kern Water Agency | 07/07/2022 | Bill Review Fee | 3.60 |
| 242407 | 12/20/2022 | Antelope Valley-East Kern Water Agency | 07/07/2022 | Bill Review Fee | 8.50 |
| 242407 | 12/20/2022 | Antelope Valley-East Kern Water Agency | 07/07/2022 | Bill Review Fee | 3.60 |
| 242407 | 12/20/2022 | Antelope Valley-East Kern Water Agency | 07/07/2022 | Bill Review Fee | 8.50 |
| 242407 | 12/20/2022 | Antelope Valley-East Kern Water Agency | 07/07/2022 | Bill Review Fee | 3.60 |
| 242407 | 12/20/2022 | Antelope Valley-East Kern Water Agency | 07/07/2022 | Bill Review Fee | 8.50 |
| 242407 | 12/20/2022 | Antelope Valley-East Kern Water Agency | 07/07/2022 | Bill Review Fee | 3.60 |
| 242407 | 12/20/2022 | Antelope Valley-East Kern Water Agency | 07/07/2022 | Bill Review Fee | 8.50 |
| 242407 | 12/20/2022 | Antelope Valley-East Kern Water Agency | 07/07/2022 | Bill Review Fee | 3.60 |

From 12/16/2022
to 12/31/2022

ACWA Joint Powers Insurance Authority
Claims Payment Detail Report

Sorted By Check Date

| <u>Check Number</u> | <u>Check Date</u> | <u>District Name</u> | <u>Claim Date</u> | <u>Transaction Type</u> | <u>Amount</u> |
|---------------------|-------------------|--|-------------------|-------------------------|---------------|
| 242407 | 12/20/2022 | Antelope Valley-East Kern Water Agency | 07/07/2022 | Bill Review Fee | 8.50 |
| 242407 | 12/20/2022 | Antelope Valley-East Kern Water Agency | 07/07/2022 | Bill Review Fee | 5.08 |
| 242407 | 12/20/2022 | Mission Springs Water District | 07/07/2022 | Bill Review Fee | 8.50 |
| 242407 | 12/20/2022 | Mission Springs Water District | 07/07/2022 | Bill Review Fee | 10.02 |
| 242407 | 12/20/2022 | Sweetwater Authority | 07/13/2022 | Bill Review Fee | 8.50 |
| 242407 | 12/20/2022 | Sweetwater Authority | 07/13/2022 | Bill Review Fee | 5.81 |
| 242407 | 12/20/2022 | Sweetwater Authority | 07/13/2022 | Bill Review Fee | 8.50 |
| 242407 | 12/20/2022 | Sweetwater Authority | 07/13/2022 | Bill Review Fee | 5.81 |
| 242407 | 12/20/2022 | Santa Fe Irrigation District | 10/15/2022 | Bill Review Fee | 8.50 |
| 242407 | 12/20/2022 | Santa Fe Irrigation District | 10/15/2022 | Bill Review Fee | 19.18 |
| 242407 | 12/20/2022 | Moulton Niguel Water District | 10/11/2022 | Bill Review Fee | 8.50 |
| 242407 | 12/20/2022 | Moulton Niguel Water District | 10/11/2022 | Bill Review Fee | 19.94 |
| 242407 | 12/20/2022 | Moulton Niguel Water District | 10/27/2022 | Bill Review Fee | 8.50 |
| 242407 | 12/20/2022 | Moulton Niguel Water District | 10/27/2022 | Bill Review Fee | 39.88 |
| 242407 | 12/20/2022 | El Toro Water District | 10/26/2022 | Bill Review Fee | 8.50 |
| 242407 | 12/20/2022 | El Toro Water District | 10/26/2022 | Bill Review Fee | 7.05 |
| 242407 | 12/20/2022 | Thermalito Water & Sewer District | 10/25/2022 | Bill Review Fee | 8.50 |
| 242407 | 12/20/2022 | Thermalito Water & Sewer District | 10/25/2022 | Bill Review Fee | 5.68 |
| 242407 | 12/20/2022 | Tahoe City Public Utility District | 11/01/2022 | Bill Review Fee | 8.50 |
| 242407 | 12/20/2022 | Tahoe City Public Utility District | 11/01/2022 | Bill Review Fee | 18.31 |
| 242407 | 12/20/2022 | Soquel Creek Water District | 11/30/2022 | Bill Review Fee | 8.50 |
| 242407 | 12/20/2022 | Cucamonga Valley Water District | 08/10/2022 | Bill Review Fee | 8.50 |
| 242407 | 12/20/2022 | Cucamonga Valley Water District | 08/10/2022 | Bill Review Fee | 2.89 |
| 242407 | 12/20/2022 | Cucamonga Valley Water District | 08/10/2022 | Bill Review Fee | 8.50 |
| 242407 | 12/20/2022 | Cucamonga Valley Water District | 08/10/2022 | Bill Review Fee | 2.75 |
| 242407 | 12/20/2022 | Woodbridge Irrigation District | 09/14/2022 | Bill Review Fee | 8.50 |
| 242407 | 12/20/2022 | Mesa Water District | 08/31/2022 | Bill Review Fee | 8.50 |
| 242407 | 12/20/2022 | Mesa Water District | 08/31/2022 | Bill Review Fee | 1.87 |
| 242407 | 12/20/2022 | Mesa Water District | 08/31/2022 | Bill Review Fee | 8.50 |
| 242407 | 12/20/2022 | Mesa Water District | 08/31/2022 | Bill Review Fee | 2.05 |
| 242407 | 12/20/2022 | Coastside County Water District | 09/15/2022 | Bill Review Fee | 8.50 |
| 242407 | 12/20/2022 | Coastside County Water District | 09/15/2022 | Bill Review Fee | 3.57 |
| 242407 | 12/20/2022 | Walnut Valley Water District | 09/20/2022 | Bill Review Fee | 8.50 |
| 242407 | 12/20/2022 | Walnut Valley Water District | 09/20/2022 | Bill Review Fee | 13.76 |
| 242408 | 12/20/2022 | Desert Water Agency | 12/14/2022 | TTD | 233.77 |
| 242409 | 12/20/2022 | South Tahoe Public Utility District | 08/21/2020 | TTD | 2,598.86 |
| 242410 | 12/20/2022 | Soquel Creek Water District | 11/30/2022 | Medical, general | 142.34 |
| 242411 | 12/20/2022 | El Toro Water District | 11/24/2021 | Physical therapy | 112.51 |
| 242412 | 12/20/2022 | El Toro Water District | 11/24/2021 | Physical therapy | 169.43 |

From 12/16/2022
to 12/31/2022

ACWA Joint Powers Insurance Authority
Claims Payment Detail Report

Sorted By Check Date

| <u>Check Number</u> | <u>Check Date</u> | <u>District Name</u> | <u>Claim Date</u> | <u>Transaction Type</u> | <u>Amount</u> |
|---------------------|-------------------|--|-------------------|-------------------------|---------------|
| 242413 | 12/20/2022 | El Toro Water District | 11/24/2021 | Physical therapy | 334.05 |
| 242414 | 12/20/2022 | Calleguas Municipal Water District | 09/22/2021 | Medical, general | 13.99 |
| 242415 | 12/20/2022 | El Toro Water District | 06/22/2015 | Laboratory fee | 45.77 |
| 242416 | 12/20/2022 | Laguna Beach County Water District | 10/29/2019 | Diagnostics | 361.56 |
| 242417 | 12/20/2022 | Sweetwater Authority | 07/13/2022 | Physical therapy | 92.04 |
| 242418 | 12/20/2022 | Sweetwater Authority | 07/13/2022 | Physical therapy | 92.04 |
| 242419 | 12/20/2022 | Western Municipal Water District | 10/23/2007 | PPD | 540.00 |
| 242420 | 12/20/2022 | Mission Springs Water District | 05/11/2021 | Medical, general | 163.59 |
| 242421 | 12/20/2022 | Mission Springs Water District | 05/11/2021 | Medical, general | 112.26 |
| 242422 | 12/20/2022 | San Juan Water District | 10/12/2016 | PPD | 12,592.30 |
| 242423 | 12/20/2022 | Santa Clarita Valley Water Agency | 03/01/2022 | TTD | 3,079.42 |
| 242424 | 12/20/2022 | Fresno Metropolitan Flood Control District | 08/25/2018 | C&R/Future Medical | 21,520.00 |
| 242425 | 12/20/2022 | Fresno Metropolitan Flood Control District | 08/25/2018 | PPD | 3,480.00 |
| 242426 | 12/20/2022 | Soquel Creek Water District | 11/30/2022 | Wage loss | 148.02 |
| 242427 | 12/20/2022 | Mission Springs Water District | 07/07/2022 | Physical therapy | 120.28 |
| 242428 | 12/20/2022 | Sweetwater Authority | 12/15/2021 | Physical therapy | 123.42 |
| 242429 | 12/20/2022 | Santa Clarita Valley Water Agency | 09/02/2021 | TTD | 1,690.66 |
| 242430 | 12/20/2022 | Mission Springs Water District | 05/11/2021 | DME Supplies | 4,544.88 |
| 242431 | 12/20/2022 | Santa Clarita Valley Water Agency | 09/02/2021 | Medical, general | 275.39 |
| 242432 | 12/20/2022 | Alameda County Water District | 06/28/2022 | Physical therapy | 109.92 |
| 242433 | 12/20/2022 | Cucamonga Valley Water District | 08/10/2022 | Physical therapy | 153.42 |
| 242434 | 12/20/2022 | Vallecitos Water District | 01/19/2011 | Medical, general | 124.05 |
| 242435 | 12/20/2022 | Cucamonga Valley Water District | 08/10/2022 | Physical therapy | 146.31 |
| 242436 | 12/20/2022 | Coastside County Water District | 09/15/2022 | Medical, general | 189.88 |
| 242437 | 12/20/2022 | Alameda County Water District | 06/28/2022 | Physical therapy | 109.92 |
| 242438 | 12/20/2022 | Alameda County Water District | 06/28/2022 | Physical therapy | 142.73 |
| 242439 | 12/20/2022 | Panoche Water District | 08/17/2019 | Medical Interpreter | 90.00 |
| 242440 | 12/20/2022 | Walnut Valley Water District | 09/20/2022 | Medical, general | 87.26 |
| 242441 | 12/20/2022 | Antelope Valley-East Kern Water Agency | 07/07/2022 | Medical, general | 184.21 |
| 242442 | 12/20/2022 | Antelope Valley-East Kern Water Agency | 07/07/2022 | Medical, general | 115.23 |
| 242443 | 12/20/2022 | Antelope Valley-East Kern Water Agency | 07/07/2022 | Surgery Costs | 818.30 |
| 242444 | 12/20/2022 | Antelope Valley-East Kern Water Agency | 07/07/2022 | Medical, general | 250.16 |
| 242445 | 12/20/2022 | Antelope Valley-East Kern Water Agency | 07/07/2022 | Physical therapy | 81.54 |
| 242446 | 12/20/2022 | Antelope Valley-East Kern Water Agency | 07/07/2022 | Physical therapy | 81.54 |
| 242447 | 12/20/2022 | Antelope Valley-East Kern Water Agency | 07/07/2022 | Physical therapy | 81.54 |
| 242448 | 12/20/2022 | Antelope Valley-East Kern Water Agency | 07/07/2022 | Physical therapy | 81.54 |
| 242449 | 12/20/2022 | Antelope Valley-East Kern Water Agency | 07/07/2022 | Physical therapy | 81.54 |
| 242450 | 12/20/2022 | Antelope Valley-East Kern Water Agency | 07/07/2022 | Physical therapy | 81.54 |
| 242451 | 12/20/2022 | Antelope Valley-East Kern Water Agency | 07/07/2022 | Medical, general | 232.78 |

From 12/16/2022
to 12/31/2022

ACWA Joint Powers Insurance Authority
Claims Payment Detail Report

Sorted By Check Date

| <u>Check Number</u> | <u>Check Date</u> | <u>District Name</u> | <u>Claim Date</u> | <u>Transaction Type</u> | <u>Amount</u> |
|---------------------|-------------------|---|-------------------|-------------------------|---------------|
| 242452 | 12/20/2022 | Walnut Valley Water District | 12/26/2019 | Physical therapy | 267.90 |
| 242453 | 12/20/2022 | Mesa Water District | 10/06/2021 | Medical, general | 437.01 |
| 242454 | 12/20/2022 | Clear Creek Community Services District | 06/07/2022 | Medical, general | 87.75 |
| 242455 | 12/20/2022 | Merced Irrigation District | 07/15/2018 | Medical, general | 112.26 |
| 242456 | 12/20/2022 | Walnut Valley Water District | 12/26/2019 | TTD | 2,137.06 |
| 242457 | 12/20/2022 | Consolidated Irrigation District | 09/23/2021 | Medical, general | 102.09 |
| 242458 | 12/20/2022 | Helix Water District | 04/12/1989 | Chiropractor | 125.29 |
| 242459 | 12/20/2022 | Valley of the Moon Water District | 03/26/2020 | Physical therapy | 101.92 |
| 242460 | 12/20/2022 | Valley of the Moon Water District | 03/26/2020 | Physical therapy | 101.92 |
| 242461 | 12/20/2022 | Western Canal Water District | 09/30/2021 | Surgery Costs | 2,146.37 |
| 242462 | 12/20/2022 | Moulton Niguel Water District | 10/11/2022 | Medical, general | 114.23 |
| 242463 | 12/20/2022 | Moulton Niguel Water District | 10/27/2022 | Medical, general | 228.46 |
| 242464 | 12/20/2022 | Tahoe City Public Utility District | 11/01/2022 | Medical, general | 80.58 |
| 2004133 | 12/21/2022 | Yuba County Water Agency | 05/08/2017 | PPD | 580.00 |
| 2004134 | 12/21/2022 | Yorba Linda Water District | 11/04/2021 | Defense Attorney | 2,437.50 |
| 2004135 | 12/21/2022 | West Valley Water District | 10/02/2017 | Defense Attorney | 3,946.50 |
| 2004136 | 12/21/2022 | West Valley Water District | 10/02/2017 | Expense General | 217.26 |
| 2004137 | 12/21/2022 | Montecito Water District | 01/09/2018 | Defense Attorney | 6,025.50 |
| 2004138 | 12/21/2022 | La Canada Irrigation District | 12/08/2018 | Defense Attorney | 78.00 |
| 2004139 | 12/21/2022 | Santa Clarita Valley Water Agency | 01/05/2022 | Expense General | 1,537.28 |
| 2004140 | 12/21/2022 | Santa Clarita Valley Water Agency | 01/05/2022 | Defense Attorney | 4,170.00 |
| 2004141 | 12/21/2022 | Mojave Water Agency | 07/19/2018 | Defense Attorney | 32.58 |
| 2004142 | 12/21/2022 | South Tahoe Public Utility District | 05/28/2020 | Defense Attorney | 798.00 |
| 2004143 | 12/21/2022 | Merced Irrigation District | 08/16/2020 | Defense Attorney | 190.00 |
| 2004144 | 12/21/2022 | Tahoe City Public Utility District | 09/07/2021 | Defense Attorney | 342.00 |
| 2004145 | 12/21/2022 | Tahoe City Public Utility District | 09/07/2021 | Expense General | 30.23 |
| 2004146 | 12/21/2022 | Alameda County Water District | 07/09/2020 | Defense Attorney | 671.00 |
| 2004147 | 12/21/2022 | Buena Vista Water Storage District | 06/22/2020 | Expense General | 39.55 |
| 2004148 | 12/21/2022 | Buena Vista Water Storage District | 06/22/2020 | Defense Attorney | 635.50 |
| 2004149 | 12/21/2022 | Butte Water District | 10/04/2020 | Defense Attorney | 20.50 |
| 2004150 | 12/21/2022 | Castroville Community Services District | 02/08/2020 | Defense Attorney | 643.00 |
| 2004151 | 12/21/2022 | Castroville Community Services District | 02/08/2020 | Expense General | 486.18 |
| 2004152 | 12/21/2022 | Merced Irrigation District | 03/06/2020 | Defense Attorney | 586.50 |
| 2004153 | 12/21/2022 | Merced Irrigation District | 03/06/2020 | Expense General | 10.62 |
| 2004154 | 12/21/2022 | Oakdale Irrigation District | 08/07/2018 | Defense Attorney | 20.50 |
| 2004155 | 12/21/2022 | Alameda CFC & WCD, Zone 7 Water Agency | 07/01/2019 | Defense Attorney | 307.50 |
| 2004156 | 12/21/2022 | Rosedale-Rio Bravo Water Storage District | 08/07/2019 | Defense Attorney | 399.00 |
| 2004157 | 12/21/2022 | Rosedale-Rio Bravo Water Storage District | 08/07/2019 | Expense General | 250.40 |
| 2004158 | 12/21/2022 | South Tahoe Public Utility District | 05/28/2020 | Defense Attorney | 795.00 |

From 12/16/2022
to 12/31/2022

ACWA Joint Powers Insurance Authority
Claims Payment Detail Report

Sorted By Check Date

| <u>Check Number</u> | <u>Check Date</u> | <u>District Name</u> | <u>Claim Date</u> | <u>Transaction Type</u> | <u>Amount</u> |
|---------------------|-------------------|--|-------------------|------------------------------|---------------|
| 2004159 | 12/21/2022 | South Tahoe Public Utility District | 05/28/2020 | Expense General | 94.00 |
| 2004160 | 12/21/2022 | Merced Irrigation District | 08/16/2020 | Defense Attorney | 418.00 |
| 2004161 | 12/21/2022 | Glenn-Colusa Irrigation District | 03/02/2021 | Defense Attorney | 930.00 |
| 2004162 | 12/21/2022 | Water Employee Services Authority | 09/30/2021 | Defense Attorney | 855.00 |
| 2004163 | 12/21/2022 | Lindsay-Strathmore Irrigation District | 04/15/2021 | Defense Attorney | 3,767.00 |
| 2004164 | 12/21/2022 | Fair Oaks Water District | 10/26/2021 | Defense Attorney | 440.80 |
| 2004165 | 12/21/2022 | San Juan Water District | 01/05/2022 | Defense Attorney | 1,027.90 |
| 2004166 | 12/21/2022 | San Juan Water District | 01/05/2022 | Expense General | 12.50 |
| 2004167 | 12/21/2022 | Humboldt Bay Municipal Water District | 02/01/2021 | Defense Attorney | 399.00 |
| 2004168 | 12/21/2022 | Vallecitos Water District | 08/04/2022 | Adjuster | 1,405.25 |
| 242465 | 12/21/2022 | Santa Clarita Valley Water Agency | 04/28/2022 | Defense Attorney | 209.00 |
| 242466 | 12/21/2022 | Thermalito Water & Sewer District | 10/31/2022 | Liability - Property Damage | 2,838.93 |
| 242467 | 12/21/2022 | Tuolumne Utilities District | 06/29/2022 | Property - District Property | 2,799.51 |
| 242468 | 12/21/2022 | Monte Vista Water District | 02/04/2020 | Expense General | 104.79 |
| 242469 | 12/21/2022 | Monte Vista Water District | 02/04/2020 | Expense General | 105.33 |
| 242470 | 12/21/2022 | Monte Vista Water District | 02/04/2020 | Expense General | 161.25 |
| 242471 | 12/21/2022 | Monte Vista Water District | 02/04/2020 | Expense General | 102.61 |
| 242472 | 12/21/2022 | Monte Vista Water District | 02/04/2020 | Expense General | 134.79 |
| 242473 | 12/21/2022 | Monte Vista Water District | 02/04/2020 | Expense General | 163.09 |
| 242474 | 12/21/2022 | Monte Vista Water District | 02/04/2020 | Expense General | 204.77 |
| 242475 | 12/21/2022 | Monte Vista Water District | 02/04/2020 | Expense General | 144.58 |
| 242476 | 12/21/2022 | Monte Vista Water District | 02/04/2020 | Expense General | 127.14 |
| 242477 | 12/21/2022 | Monte Vista Water District | 02/04/2020 | Expense General | 71.25 |
| 242478 | 12/21/2022 | Monte Vista Water District | 02/04/2020 | Expense General | 71.25 |
| 242479 | 12/21/2022 | Monte Vista Water District | 02/04/2020 | Expense General | 161.25 |
| 242480 | 12/21/2022 | Monte Vista Water District | 02/04/2020 | Expense General | 86.25 |
| 242481 | 12/21/2022 | Ramona Municipal Water District | 11/28/2022 | Liability - Property Damage | 2,520.00 |
| 242482 | 12/21/2022 | Paradise Irrigation District | 07/30/2021 | Medical, general | 104.06 |
| 242483 | 12/21/2022 | Mesa Water District | 08/31/2022 | Medical, general | 142.07 |
| 242484 | 12/21/2022 | Mesa Water District | 08/31/2022 | Chiropractor | 155.55 |
| 242485 | 12/21/2022 | Thermalito Water & Sewer District | 10/25/2022 | Medical, general | 128.82 |
| 242486 | 12/21/2022 | Ramona Municipal Water District | 11/17/2022 | Bill Review Fee | 8.50 |
| 242486 | 12/21/2022 | Ramona Municipal Water District | 11/17/2022 | Bill Review Fee | 40.18 |
| 242486 | 12/21/2022 | Ramona Municipal Water District | 11/17/2022 | Bill Review Fee | 8.50 |
| 242486 | 12/21/2022 | Ramona Municipal Water District | 11/17/2022 | Bill Review Fee | 29.24 |
| 242486 | 12/21/2022 | Cucamonga Valley Water District | 08/10/2022 | Bill Review Fee | 8.50 |
| 242486 | 12/21/2022 | Cucamonga Valley Water District | 08/10/2022 | Bill Review Fee | 2.67 |
| 242486 | 12/21/2022 | Coastside County Water District | 09/15/2022 | Bill Review Fee | 8.50 |
| 242486 | 12/21/2022 | Coastside County Water District | 09/15/2022 | Bill Review Fee | 3.60 |

From 12/16/2022
to 12/31/2022

ACWA Joint Powers Insurance Authority
Claims Payment Detail Report

Sorted By Check Date

| <u>Check Number</u> | <u>Check Date</u> | <u>District Name</u> | <u>Claim Date</u> | <u>Transaction Type</u> | <u>Amount</u> |
|---------------------|-------------------|---|-------------------|-------------------------|---------------|
| 242486 | 12/21/2022 | Coastside County Water District | 09/15/2022 | Bill Review Fee | 8.50 |
| 242486 | 12/21/2022 | Coastside County Water District | 09/15/2022 | Bill Review Fee | 3.06 |
| 242486 | 12/21/2022 | Coastside County Water District | 09/15/2022 | Bill Review Fee | 8.50 |
| 242486 | 12/21/2022 | Coastside County Water District | 09/15/2022 | Bill Review Fee | 3.06 |
| 242486 | 12/21/2022 | Helix Water District | 03/16/2022 | Bill Review Fee | 8.50 |
| 242486 | 12/21/2022 | Helix Water District | 03/16/2022 | Bill Review Fee | 15.82 |
| 242486 | 12/21/2022 | Alta Irrigation District | 07/08/2022 | Bill Review Fee | 8.50 |
| 242486 | 12/21/2022 | Alta Irrigation District | 07/08/2022 | Bill Review Fee | 7.93 |
| 242486 | 12/21/2022 | Alameda County Water District | 06/28/2022 | Bill Review Fee | 8.50 |
| 242486 | 12/21/2022 | Alameda County Water District | 06/28/2022 | Bill Review Fee | 2.69 |
| 242486 | 12/21/2022 | Kings River Conservation District | 12/06/2022 | Bill Review Fee | 8.50 |
| 242486 | 12/21/2022 | Kings River Conservation District | 12/06/2022 | Bill Review Fee | 4.46 |
| 242487 | 12/21/2022 | Clear Creek Community Services District | 06/07/2022 | Physical therapy | 77.59 |
| 242488 | 12/21/2022 | Antelope Valley-East Kern Water Agency | 07/07/2022 | Anesthesiologist | 388.94 |
| 242489 | 12/21/2022 | Alta Irrigation District | 07/08/2022 | Medical, general | 179.73 |
| 242490 | 12/21/2022 | Santa Clarita Valley Water Agency | 03/01/2022 | Medical, general | 165.23 |
| 242491 | 12/21/2022 | Alameda County Water District | 06/28/2022 | Physical therapy | 109.92 |
| 242492 | 12/21/2022 | Cucamonga Valley Water District | 08/10/2022 | Physical therapy | 142.07 |
| 242493 | 12/21/2022 | Kings River Conservation District | 12/06/2022 | Medical, general | 237.00 |
| 242494 | 12/21/2022 | Coastside County Water District | 09/15/2022 | Physical therapy | 162.47 |
| 242495 | 12/21/2022 | Coastside County Water District | 09/15/2022 | Physical therapy | 162.47 |
| 242496 | 12/21/2022 | Coastside County Water District | 09/15/2022 | Physical therapy | 191.11 |
| 242497 | 12/21/2022 | Alameda County Water District | 06/28/2022 | Physical therapy | 142.73 |
| 242498 | 12/21/2022 | Ramona Municipal Water District | 11/17/2022 | Medical, general | 99.68 |
| 242499 | 12/21/2022 | Ramona Municipal Water District | 11/17/2022 | Medical, general | 80.63 |
| 242500 | 12/21/2022 | Banta Carbona Irrigation District | 01/25/2022 | Medical, general | 87.75 |
| 242501 | 12/21/2022 | Antelope Valley-East Kern Water Agency | 07/07/2022 | Medical, general | 11.89 |
| 242502 | 12/21/2022 | Antelope Valley-East Kern Water Agency | 07/07/2022 | Physical therapy | 81.54 |
| 242503 | 12/21/2022 | Antelope Valley-East Kern Water Agency | 07/07/2022 | Physical therapy | 81.54 |
| 242504 | 12/21/2022 | Antelope Valley-East Kern Water Agency | 07/07/2022 | Physical therapy | 81.54 |
| 242505 | 12/21/2022 | Antelope Valley-East Kern Water Agency | 07/07/2022 | Physical therapy | 81.54 |
| 242506 | 12/21/2022 | Antelope Valley-East Kern Water Agency | 07/07/2022 | Physical therapy | 81.54 |
| 242507 | 12/21/2022 | Antelope Valley-East Kern Water Agency | 07/07/2022 | Medical, general | 115.23 |
| 242508 | 12/21/2022 | Helix Water District | 03/16/2022 | Physical therapy | 75.00 |
| 242509 | 12/21/2022 | Laguna Beach County Water District | 10/29/2019 | Physical therapy | 376.68 |
| 242510 | 12/21/2022 | El Toro Water District | 10/26/2022 | Medical, general | 107.39 |
| 242511 | 12/21/2022 | Calleguas Municipal Water District | 09/22/2021 | Physical therapy | 294.44 |
| 2004169 | 12/22/2022 | Fallbrook Public Utility District | 03/14/2022 | Adjuster | 1,697.85 |
| 2004170 | 12/22/2022 | Solano Irrigation District | 02/13/2019 | Defense Attorney | 2,034.00 |

From 12/16/2022
to 12/31/2022

ACWA Joint Powers Insurance Authority
Claims Payment Detail Report

Sorted By Check Date

| <u>Check Number</u> | <u>Check Date</u> | <u>District Name</u> | <u>Claim Date</u> | <u>Transaction Type</u> | <u>Amount</u> |
|---------------------|-------------------|--|-------------------|-----------------------------|---------------|
| 2004171 | 12/22/2022 | Sutter Extension Water District | 09/01/2019 | Defense Attorney | 1,558.00 |
| 2004172 | 12/22/2022 | Sutter Extension Water District | 09/01/2019 | Expense General | 64.25 |
| 2004173 | 12/22/2022 | Sacramento Suburban Water District | 12/19/2019 | Defense Attorney | 2,269.00 |
| 2004174 | 12/22/2022 | La Habra Heights County Water District | 09/07/2022 | Adjuster | 1,345.85 |
| 242512 | 12/22/2022 | Vallecitos Water District | 02/14/2022 | Expense General | 350.00 |
| 242513 | 12/22/2022 | Vallecitos Water District | 08/04/2022 | Liability - Property Damage | 8,666.23 |
| 242514 | 12/22/2022 | Alameda County Water District | 07/09/2020 | Expense General | 1,331.70 |
| 242515 | 12/22/2022 | Alameda County Water District | 07/09/2020 | Expense General | 1,128.90 |
| 242516 | 12/22/2022 | South Coast Water District | 01/10/2022 | TTD | 2,197.86 |
| 242517 | 12/22/2022 | Sweetwater Authority | 01/21/2020 | Physical therapy | 146.48 |
| 242518 | 12/22/2022 | Sweetwater Authority | 01/21/2020 | Physical therapy | 146.48 |
| 242519 | 12/22/2022 | Mid-Peninsula Water District | 03/19/2021 | Bill Review Fee | 8.50 |
| 242519 | 12/22/2022 | Mid-Peninsula Water District | 03/19/2021 | Bill Review Fee | 2.89 |
| 242519 | 12/22/2022 | Mid-Peninsula Water District | 03/19/2021 | Bill Review Fee | 8.50 |
| 242519 | 12/22/2022 | Mid-Peninsula Water District | 03/19/2021 | Bill Review Fee | 5.46 |
| 242519 | 12/22/2022 | Vista Irrigation District | 02/04/2019 | Bill Review Fee | 8.50 |
| 242519 | 12/22/2022 | Vista Irrigation District | 02/04/2019 | Bill Review Fee | 22.45 |
| 242519 | 12/22/2022 | San Luis Water District | 08/09/2013 | Bill Review Fee | 8.50 |
| 242519 | 12/22/2022 | San Luis Water District | 08/09/2013 | Bill Review Fee | 1.70 |
| 242519 | 12/22/2022 | Sweetwater Authority | 12/15/2021 | Bill Review Fee | 8.50 |
| 242519 | 12/22/2022 | Sweetwater Authority | 12/15/2021 | Bill Review Fee | 8.03 |
| 242519 | 12/22/2022 | Solano Irrigation District | 07/07/2021 | Bill Review Fee | 8.50 |
| 242519 | 12/22/2022 | Solano Irrigation District | 07/07/2021 | Bill Review Fee | 10.63 |
| 242519 | 12/22/2022 | Helix Water District | 07/27/2022 | Bill Review Fee | 8.50 |
| 242519 | 12/22/2022 | Helix Water District | 07/27/2022 | Bill Review Fee | 1.84 |
| 242519 | 12/22/2022 | Coastside County Water District | 09/15/2022 | Bill Review Fee | 8.50 |
| 242519 | 12/22/2022 | Coastside County Water District | 09/15/2022 | Bill Review Fee | 3.82 |
| 242519 | 12/22/2022 | Marina Coast Water District | 10/19/2022 | Bill Review Fee | 8.50 |
| 242519 | 12/22/2022 | Marina Coast Water District | 10/19/2022 | Bill Review Fee | 3.54 |
| 242519 | 12/22/2022 | Water Employee Services Authority | 10/26/2022 | Bill Review Fee | 8.50 |
| 242519 | 12/22/2022 | Water Employee Services Authority | 10/26/2022 | Bill Review Fee | 15.02 |
| 242519 | 12/22/2022 | Merced Irrigation District | 10/27/2022 | Bill Review Fee | 8.50 |
| 242519 | 12/22/2022 | Merced Irrigation District | 10/27/2022 | Bill Review Fee | 20.31 |
| 242519 | 12/22/2022 | Yuba County Water Agency | 03/08/2022 | Bill Review Fee | 8.50 |
| 242519 | 12/22/2022 | Yuba County Water Agency | 03/08/2022 | Bill Review Fee | 0.89 |
| 242519 | 12/22/2022 | Merced Irrigation District | 05/06/2022 | Bill Review Fee | 8.50 |
| 242519 | 12/22/2022 | Merced Irrigation District | 05/06/2022 | Bill Review Fee | 11.35 |
| 242519 | 12/22/2022 | Merced Irrigation District | 05/06/2022 | Bill Review Fee | 8.50 |
| 242519 | 12/22/2022 | Merced Irrigation District | 05/06/2022 | Bill Review Fee | 10.56 |

From 12/16/2022
to 12/31/2022

ACWA Joint Powers Insurance Authority
Claims Payment Detail Report

Sorted By Check Date

| <u>Check Number</u> | <u>Check Date</u> | <u>District Name</u> | <u>Claim Date</u> | <u>Transaction Type</u> | <u>Amount</u> |
|---------------------|-------------------|--|-------------------|-------------------------|---------------|
| 242519 | 12/22/2022 | Otay Water District | 06/15/2022 | Bill Review Fee | 8.50 |
| 242519 | 12/22/2022 | Otay Water District | 06/15/2022 | Bill Review Fee | 22.45 |
| 242519 | 12/22/2022 | Antelope Valley-East Kern Water Agency | 07/07/2022 | Bill Review Fee | 8.50 |
| 242519 | 12/22/2022 | Antelope Valley-East Kern Water Agency | 07/07/2022 | Bill Review Fee | 9.32 |
| 242519 | 12/22/2022 | Mission Springs Water District | 07/07/2022 | Bill Review Fee | 8.50 |
| 242519 | 12/22/2022 | Mission Springs Water District | 07/07/2022 | Bill Review Fee | 10.02 |
| 242519 | 12/22/2022 | Mission Springs Water District | 07/07/2022 | Bill Review Fee | 8.50 |
| 242519 | 12/22/2022 | Mission Springs Water District | 07/07/2022 | Bill Review Fee | 22.04 |
| 242519 | 12/22/2022 | Desert Water Agency | 07/16/2022 | Bill Review Fee | 8.50 |
| 242519 | 12/22/2022 | Desert Water Agency | 07/16/2022 | Bill Review Fee | 26.70 |
| 242520 | 12/22/2022 | Alameda County Water District | 09/16/2020 | PPD | 580.00 |
| 242521 | 12/22/2022 | Alameda County Water District | 01/25/2021 | PPD | 580.00 |
| 242522 | 12/22/2022 | Alameda County Water District | 05/18/2022 | TTD | 2,330.42 |
| 242523 | 12/22/2022 | Tahoe City Public Utility District | 08/11/2020 | PPD | 580.00 |
| 242524 | 12/22/2022 | Tahoe City Public Utility District | 05/08/2020 | PPD | 580.00 |
| 242525 | 12/22/2022 | Orange County Water District | 11/09/2020 | PPD | 14,645.00 |
| 242526 | 12/22/2022 | Merced Irrigation District | 10/29/2020 | TTD | 1,011.51 |
| 242527 | 12/22/2022 | Glenn-Colusa Irrigation District | 11/29/2021 | TTD | 1,536.00 |
| 242528 | 12/22/2022 | Mission Springs Water District | 05/11/2021 | TTD | 2,635.64 |
| 242529 | 12/22/2022 | Valley Center Municipal Water District | 09/12/2018 | PPD | 580.00 |
| 242530 | 12/27/2022 | Sweetwater Authority | 06/16/2022 | TTD | 2,292.54 |
| 242531 | 12/27/2022 | Yuba County Water Agency | 06/10/2022 | TTD | 3,079.42 |
| 242532 | 12/27/2022 | Vallecitos Water District | 06/15/2022 | Bill Review Fee | 8.50 |
| 242532 | 12/27/2022 | Alameda County Water District | 06/28/2022 | Bill Review Fee | 8.50 |
| 242532 | 12/27/2022 | Alameda County Water District | 06/28/2022 | Bill Review Fee | 2.07 |
| 242532 | 12/27/2022 | Mission Springs Water District | 07/07/2022 | Bill Review Fee | 8.50 |
| 242532 | 12/27/2022 | Mission Springs Water District | 07/07/2022 | Bill Review Fee | 10.02 |
| 242532 | 12/27/2022 | Mission Springs Water District | 07/07/2022 | Bill Review Fee | 8.50 |
| 242532 | 12/27/2022 | Mission Springs Water District | 07/07/2022 | Bill Review Fee | 10.02 |
| 242532 | 12/27/2022 | Mission Springs Water District | 07/07/2022 | Bill Review Fee | 8.50 |
| 242532 | 12/27/2022 | South Tahoe Public Utility District | 07/14/2022 | Bill Review Fee | 9.26 |
| 242532 | 12/27/2022 | South Tahoe Public Utility District | 07/14/2022 | Bill Review Fee | 9.30 |
| 242532 | 12/27/2022 | South Tahoe Public Utility District | 07/14/2022 | Bill Review Fee | 9.30 |
| 242532 | 12/27/2022 | South Tahoe Public Utility District | 07/14/2022 | Bill Review Fee | 9.30 |
| 242532 | 12/27/2022 | South Tahoe Public Utility District | 07/14/2022 | Bill Review Fee | 9.30 |
| 242532 | 12/27/2022 | Yorba Linda Water District | 10/31/2022 | Bill Review Fee | 8.50 |
| 242532 | 12/27/2022 | Yorba Linda Water District | 10/31/2022 | Bill Review Fee | 26.61 |
| 242532 | 12/27/2022 | Yorba Linda Water District | 10/31/2022 | Bill Review Fee | 8.50 |
| 242532 | 12/27/2022 | Yorba Linda Water District | 10/31/2022 | Bill Review Fee | 22.69 |

From 12/16/2022
to 12/31/2022

ACWA Joint Powers Insurance Authority
Claims Payment Detail Report

Sorted By Check Date

| <u>Check Number</u> | <u>Check Date</u> | <u>District Name</u> | <u>Claim Date</u> | <u>Transaction Type</u> | <u>Amount</u> |
|---------------------|-------------------|--|-------------------|-------------------------|---------------|
| 242532 | 12/27/2022 | Yorba Linda Water District | 10/31/2022 | Bill Review Fee | 8.50 |
| 242532 | 12/27/2022 | Yorba Linda Water District | 10/31/2022 | Bill Review Fee | 22.69 |
| 242532 | 12/27/2022 | Yolo County Flood Control & Water Conserv: | 11/17/2022 | Bill Review Fee | 8.50 |
| 242532 | 12/27/2022 | Yolo County Flood Control & Water Conserv: | 11/17/2022 | Bill Review Fee | 0.18 |
| 242532 | 12/27/2022 | Soquel Creek Water District | 11/30/2022 | Bill Review Fee | 8.50 |
| 242532 | 12/27/2022 | Mission Springs Water District | 09/28/2022 | Bill Review Fee | 8.50 |
| 242532 | 12/27/2022 | Mission Springs Water District | 09/28/2022 | Bill Review Fee | 1.79 |
| 242532 | 12/27/2022 | Mesa Water District | 08/31/2022 | Bill Review Fee | 8.50 |
| 242532 | 12/27/2022 | Mesa Water District | 08/31/2022 | Bill Review Fee | 1.96 |
| 242532 | 12/27/2022 | Mission Springs Water District | 09/28/2022 | Bill Review Fee | 8.50 |
| 242532 | 12/27/2022 | Mission Springs Water District | 09/28/2022 | Bill Review Fee | 1.54 |
| 242532 | 12/27/2022 | Mission Springs Water District | 09/28/2022 | Bill Review Fee | 8.50 |
| 242532 | 12/27/2022 | Mission Springs Water District | 09/28/2022 | Bill Review Fee | 1.54 |
| 242532 | 12/27/2022 | Mission Springs Water District | 09/28/2022 | Bill Review Fee | 8.50 |
| 242532 | 12/27/2022 | Mission Springs Water District | 09/28/2022 | Bill Review Fee | 2.67 |
| 242532 | 12/27/2022 | Mission Springs Water District | 09/28/2022 | Bill Review Fee | 8.50 |
| 242532 | 12/27/2022 | Mission Springs Water District | 09/28/2022 | Bill Review Fee | 2.45 |
| 242532 | 12/27/2022 | Mission Springs Water District | 09/28/2022 | Bill Review Fee | 8.50 |
| 242532 | 12/27/2022 | Mission Springs Water District | 09/28/2022 | Bill Review Fee | 1.79 |
| 242532 | 12/27/2022 | Mission Springs Water District | 09/28/2022 | Bill Review Fee | 8.50 |
| 242532 | 12/27/2022 | Mission Springs Water District | 09/28/2022 | Bill Review Fee | 1.79 |
| 242532 | 12/27/2022 | South Tahoe Public Utility District | 07/14/2022 | Bill Review Fee | 9.30 |
| 242532 | 12/27/2022 | South Tahoe Public Utility District | 07/14/2022 | Bill Review Fee | 32.08 |
| 242532 | 12/27/2022 | Helix Water District | 07/27/2022 | Bill Review Fee | 8.50 |
| 242532 | 12/27/2022 | Helix Water District | 07/27/2022 | Bill Review Fee | 1.99 |
| 242532 | 12/27/2022 | Water Employee Services Authority | 09/28/2017 | Bill Review Fee | 9.90 |
| 242532 | 12/27/2022 | Patterson Irrigation District | 08/09/2012 | Bill Review Fee | 8.50 |
| 242532 | 12/27/2022 | Patterson Irrigation District | 08/09/2012 | Bill Review Fee | 8.50 |
| 242532 | 12/27/2022 | Patterson Irrigation District | 08/09/2012 | Bill Review Fee | 25.00 |
| 242532 | 12/27/2022 | Berrenda Mesa Water District | 02/25/2013 | Bill Review Fee | 8.50 |
| 242532 | 12/27/2022 | Berrenda Mesa Water District | 02/25/2013 | Bill Review Fee | 13.63 |
| 242532 | 12/27/2022 | Berrenda Mesa Water District | 02/25/2013 | Bill Review Fee | 8.50 |
| 242532 | 12/27/2022 | Vallecitos Water District | 01/19/2011 | Bill Review Fee | 8.50 |
| 242532 | 12/27/2022 | Vallecitos Water District | 01/19/2011 | Bill Review Fee | 5.21 |
| 242532 | 12/27/2022 | Alameda County Water District | 01/25/2021 | Bill Review Fee | 8.50 |
| 242532 | 12/27/2022 | Alameda County Water District | 01/25/2021 | Bill Review Fee | 36.92 |
| 242532 | 12/27/2022 | Walnut Valley Water District | 12/26/2019 | Bill Review Fee | 8.50 |
| 242532 | 12/27/2022 | Walnut Valley Water District | 12/26/2019 | Bill Review Fee | 17.28 |
| 242532 | 12/27/2022 | Mid-Peninsula Water District | 03/19/2021 | Bill Review Fee | 8.50 |

From 12/16/2022
to 12/31/2022

ACWA Joint Powers Insurance Authority
Claims Payment Detail Report

Sorted By Check Date

| <u>Check Number</u> | <u>Check Date</u> | <u>District Name</u> | <u>Claim Date</u> | <u>Transaction Type</u> | <u>Amount</u> |
|---------------------|-------------------|---|-------------------|-----------------------------|---------------|
| 242532 | 12/27/2022 | Mid-Peninsula Water District | 03/19/2021 | Bill Review Fee | 5.72 |
| 242532 | 12/27/2022 | Glenn-Colusa Irrigation District | 06/21/2021 | Bill Review Fee | 8.50 |
| 242532 | 12/27/2022 | Glenn-Colusa Irrigation District | 06/21/2021 | Bill Review Fee | 4.77 |
| 242532 | 12/27/2022 | Santa Clarita Valley Water Agency | 09/02/2021 | Bill Review Fee | 8.50 |
| 242532 | 12/27/2022 | Santa Clarita Valley Water Agency | 09/02/2021 | Bill Review Fee | 1.43 |
| 242532 | 12/27/2022 | Calleguas Municipal Water District | 09/22/2021 | Bill Review Fee | 8.50 |
| 242532 | 12/27/2022 | Calleguas Municipal Water District | 09/22/2021 | Bill Review Fee | 8.50 |
| 242532 | 12/27/2022 | Calleguas Municipal Water District | 09/22/2021 | Bill Review Fee | 8.50 |
| 242532 | 12/27/2022 | Glenn-Colusa Irrigation District | 10/19/2021 | Bill Review Fee | 8.50 |
| 242532 | 12/27/2022 | Glenn-Colusa Irrigation District | 10/19/2021 | Bill Review Fee | 6.71 |
| 242532 | 12/27/2022 | Helix Water District | 08/19/2021 | Bill Review Fee | 8.50 |
| 242532 | 12/27/2022 | Helix Water District | 08/19/2021 | Bill Review Fee | 196.28 |
| 242532 | 12/27/2022 | Western Canal Water District | 09/30/2021 | Bill Review Fee | 8.50 |
| 242532 | 12/27/2022 | Western Canal Water District | 09/30/2021 | Bill Review Fee | 41.17 |
| 242532 | 12/27/2022 | Glenn-Colusa Irrigation District | 11/29/2021 | Bill Review Fee | 8.50 |
| 242532 | 12/27/2022 | Glenn-Colusa Irrigation District | 11/29/2021 | Bill Review Fee | 7.01 |
| 242532 | 12/27/2022 | Sweetwater Authority | 12/15/2021 | Bill Review Fee | 8.50 |
| 242532 | 12/27/2022 | Sweetwater Authority | 12/15/2021 | Bill Review Fee | 10.76 |
| 242532 | 12/27/2022 | Sweetwater Authority | 12/15/2021 | Bill Review Fee | 8.50 |
| 242532 | 12/27/2022 | Sweetwater Authority | 12/15/2021 | Bill Review Fee | 10.76 |
| 242532 | 12/27/2022 | El Toro Water District | 11/24/2021 | Bill Review Fee | 8.50 |
| 242532 | 12/27/2022 | El Toro Water District | 11/24/2021 | Bill Review Fee | 7.05 |
| 242532 | 12/27/2022 | South Coast Water District | 01/10/2022 | Bill Review Fee | 8.50 |
| 242532 | 12/27/2022 | South Coast Water District | 01/10/2022 | Bill Review Fee | 22.69 |
| 242532 | 12/27/2022 | Crescenta Valley Water District | 12/29/2021 | Bill Review Fee | 8.50 |
| 242532 | 12/27/2022 | Crescenta Valley Water District | 12/29/2021 | Bill Review Fee | 37.18 |
| 242532 | 12/27/2022 | Mesa Water District | 10/06/2021 | Bill Review Fee | 8.50 |
| 242532 | 12/27/2022 | Mesa Water District | 10/06/2021 | Bill Review Fee | 22.69 |
| 242533 | 12/27/2022 | Yolo County Flood Control & Water Conserv | 11/21/1991 | Life pension | 84.00 |
| 242534 | 12/27/2022 | East Contra Costa Irrigation District | 03/03/2022 | TTD | 2,545.74 |
| 242535 | 12/27/2022 | South Tahoe Public Utility District | 06/25/2019 | PPD | 580.00 |
| 2004175 | 12/28/2022 | Helix Water District | 07/23/2019 | PPD | 580.00 |
| 2004176 | 12/28/2022 | Mesa Water District | 10/31/2012 | Life pension | 194.34 |
| 2004177 | 12/28/2022 | Mesa Water District | 10/31/2012 | Life pension | 66.05 |
| 2004178 | 12/28/2022 | Fallbrook Public Utility District | 11/04/2022 | Adjuster | 1,972.10 |
| 2004179 | 12/28/2022 | Moulton Niguel Water District | 06/20/2022 | Adjuster | 1,058.44 |
| 242536 | 12/28/2022 | Serrano Water District | 09/16/2021 | Liability - Property Damage | 536.97 |
| 242537 | 12/28/2022 | Santa Fe Irrigation District | 04/02/2022 | Liability - Property Damage | 34,558.63 |
| 242538 | 12/28/2022 | Monte Vista Water District | 09/15/2022 | Appraiser | 110.00 |

From 12/16/2022
to 12/31/2022

ACWA Joint Powers Insurance Authority
Claims Payment Detail Report

Sorted By Check Date

| <u>Check Number</u> | <u>Check Date</u> | <u>District Name</u> | <u>Claim Date</u> | <u>Transaction Type</u> | <u>Amount</u> |
|---------------------|-------------------|--|-------------------|------------------------------|---------------|
| 242539 | 12/28/2022 | Sweetwater Authority | 12/14/2022 | Appraiser | 110.00 |
| 242540 | 12/28/2022 | Rowland Water District | 11/09/2022 | Property - District Property | 8,856.64 |
| 242541 | 12/28/2022 | San Luis & Delta-Mendota Water Authority | 07/12/2022 | Property - District Property | 894.63 |
| 242542 | 12/28/2022 | Crestline-Lake Arrowhead Water Agency | 12/06/2022 | Appraiser | 85.00 |
| 242543 | 12/28/2022 | Marina Coast Water District | 11/13/2022 | Appraiser | 100.00 |
| 242544 | 12/28/2022 | Santa Fe Irrigation District | 04/02/2022 | Expense General | 2,090.00 |
| 242545 | 12/28/2022 | Soquel Creek Water District | 11/30/2022 | Bill Review Fee | 8.50 |
| 242545 | 12/28/2022 | Sweetwater Authority | 11/15/2022 | Bill Review Fee | 8.50 |
| 242545 | 12/28/2022 | Water Employee Services Authority | 10/26/2022 | Bill Review Fee | 8.50 |
| 242545 | 12/28/2022 | Water Employee Services Authority | 10/26/2022 | Bill Review Fee | 7.36 |
| 242545 | 12/28/2022 | Water Employee Services Authority | 10/26/2022 | Bill Review Fee | 8.50 |
| 242545 | 12/28/2022 | Water Employee Services Authority | 10/26/2022 | Bill Review Fee | 9.25 |
| 242545 | 12/28/2022 | Helix Water District | 07/27/2022 | Bill Review Fee | 8.50 |
| 242545 | 12/28/2022 | Helix Water District | 07/27/2022 | Bill Review Fee | 8.50 |
| 242545 | 12/28/2022 | Helix Water District | 07/27/2022 | Bill Review Fee | 2.68 |
| 242545 | 12/28/2022 | Las Virgenes Municipal Water District | 07/13/2022 | Bill Review Fee | 8.50 |
| 242545 | 12/28/2022 | Clear Creek Community Services District | 10/19/2021 | Bill Review Fee | 8.50 |
| 242545 | 12/28/2022 | Clear Creek Community Services District | 10/19/2021 | Bill Review Fee | 3.53 |
| 242545 | 12/28/2022 | Paradise Irrigation District | 07/30/2021 | Bill Review Fee | 8.50 |
| 242545 | 12/28/2022 | Paradise Irrigation District | 07/30/2021 | Bill Review Fee | 7.41 |
| 242545 | 12/28/2022 | Fair Oaks Water District | 12/28/2021 | Bill Review Fee | 8.50 |
| 242545 | 12/28/2022 | Fair Oaks Water District | 12/28/2021 | Bill Review Fee | 9.34 |
| 242545 | 12/28/2022 | Fair Oaks Water District | 12/28/2021 | Bill Review Fee | 8.50 |
| 242545 | 12/28/2022 | Fair Oaks Water District | 12/28/2021 | Bill Review Fee | 9.34 |
| 242545 | 12/28/2022 | El Toro Water District | 11/24/2021 | Bill Review Fee | 8.50 |
| 242545 | 12/28/2022 | El Toro Water District | 11/24/2021 | Bill Review Fee | 9.38 |
| 242545 | 12/28/2022 | Glenn-Colusa Irrigation District | 11/29/2021 | Bill Review Fee | 8.50 |
| 242545 | 12/28/2022 | Glenn-Colusa Irrigation District | 11/29/2021 | Bill Review Fee | 6.71 |
| 242545 | 12/28/2022 | Helix Water District | 08/19/2021 | Bill Review Fee | 8.50 |
| 242545 | 12/28/2022 | Elsinore Valley Municipal Water District | 05/05/2014 | Bill Review Fee | 8.50 |
| 242545 | 12/28/2022 | Clearlake Oaks County Water District | 01/12/2015 | Bill Review Fee | 8.50 |
| 242545 | 12/28/2022 | Clearlake Oaks County Water District | 01/12/2015 | Bill Review Fee | 20.07 |
| 242545 | 12/28/2022 | Carmichael Water District | 12/12/2019 | Bill Review Fee | 8.50 |
| 242545 | 12/28/2022 | Carmichael Water District | 12/12/2019 | Bill Review Fee | 18.96 |
| 242545 | 12/28/2022 | Kings River Conservation District | 12/06/2022 | Bill Review Fee | 8.50 |
| 242545 | 12/28/2022 | Kings River Conservation District | 12/06/2022 | Bill Review Fee | 3.39 |
| 242545 | 12/28/2022 | Diablo Water District | 12/14/2022 | Bill Review Fee | 8.50 |
| 242545 | 12/28/2022 | Diablo Water District | 12/14/2022 | Bill Review Fee | 3.82 |
| 242545 | 12/28/2022 | Diablo Water District | 12/14/2022 | Bill Review Fee | 8.50 |

From 12/16/2022
to 12/31/2022

ACWA Joint Powers Insurance Authority
Claims Payment Detail Report

Sorted By Check Date

| <u>Check Number</u> | <u>Check Date</u> | <u>District Name</u> | <u>Claim Date</u> | <u>Transaction Type</u> | <u>Amount</u> |
|---------------------|-------------------|---|-------------------|-----------------------------|---------------|
| 242545 | 12/28/2022 | Diablo Water District | 12/14/2022 | Bill Review Fee | 4.94 |
| 242546 | 12/29/2022 | Purissima Hills Water District | 08/26/2018 | Liability - Property Damage | 1,823.30 |
| 242547 | 12/29/2022 | La Habra Heights County Water District | 09/20/2020 | Expert | 4,122.50 |
| 242548 | 12/29/2022 | Madera Irrigation District | 08/06/2020 | Expense General | 502.60 |
| 242549 | 12/29/2022 | Woodbridge Irrigation District | 09/29/2022 | Appraiser | 100.00 |
| 242550 | 12/29/2022 | Desert Water Agency | 07/16/2022 | Medical, general | 139.26 |
| 242551 | 12/29/2022 | Western Canal Water District | 09/30/2021 | TTD | 1,513.68 |
| 242552 | 12/29/2022 | Western Canal Water District | 09/30/2021 | Mileage | 173.75 |
| 242553 | 12/29/2022 | Clear Creek Community Services District | 10/19/2021 | Medical, general | 127.00 |
| 242554 | 12/29/2022 | Cucamonga Valley Water District | 08/10/2022 | Mileage | 87.38 |
| 242555 | 12/29/2022 | Mission Springs Water District | 09/28/2022 | Physical therapy | 83.88 |
| 242556 | 12/29/2022 | Sweetwater Authority | 12/15/2021 | Medical, general | 107.21 |
| 242557 | 12/29/2022 | Berrenda Mesa Water District | 02/25/2013 | PPD | 460.00 |
| 242558 | 12/29/2022 | Patterson Irrigation District | 08/09/2012 | Medical, general | 118.16 |
| 242559 | 12/29/2022 | Berrenda Mesa Water District | 02/25/2013 | Medical, general | 73.76 |
| 242560 | 12/29/2022 | Vista Irrigation District | 06/07/2019 | PPD | 340.75 |
| 242561 | 12/29/2022 | Vista Irrigation District | 02/04/2019 | PPD | 558.25 |
| 242562 | 12/29/2022 | Glenn-Colusa Irrigation District | 10/19/2021 | Medical, general | 107.55 |
| 242563 | 12/29/2022 | Glenn-Colusa Irrigation District | 11/29/2021 | Medical, general | 92.06 |
| 242564 | 12/29/2022 | Sweetwater Authority | 11/15/2022 | Medical, general | 580.10 |
| 242565 | 12/29/2022 | Helix Water District | 08/19/2021 | Hospital (Outpatient) | 1,011.00 |
| 242566 | 12/29/2022 | Mesa Water District | 08/31/2022 | Medical, general | 148.96 |
| 242567 | 12/29/2022 | Desert Water Agency | 09/09/2022 | Bill Review Fee | 8.50 |
| 242567 | 12/29/2022 | Desert Water Agency | 09/09/2022 | Bill Review Fee | 3.63 |
| 242567 | 12/29/2022 | Desert Water Agency | 09/09/2022 | Bill Review Fee | 8.50 |
| 242567 | 12/29/2022 | Desert Water Agency | 09/09/2022 | Bill Review Fee | 1.79 |
| 242567 | 12/29/2022 | Orange County Water District | 10/03/2022 | Bill Review Fee | 8.50 |
| 242567 | 12/29/2022 | Orange County Water District | 10/03/2022 | Bill Review Fee | 9.63 |
| 242567 | 12/29/2022 | Alameda County Water District | 10/07/2022 | Bill Review Fee | 10.78 |
| 242567 | 12/29/2022 | Desert Water Agency | 09/23/2022 | Bill Review Fee | 8.50 |
| 242567 | 12/29/2022 | Desert Water Agency | 09/23/2022 | Bill Review Fee | 3.81 |
| 242567 | 12/29/2022 | Desert Water Agency | 09/23/2022 | Bill Review Fee | 8.50 |
| 242567 | 12/29/2022 | Desert Water Agency | 09/23/2022 | Bill Review Fee | 2.45 |
| 242567 | 12/29/2022 | Yolo County Flood Control & Water Conserv | 11/17/2022 | Bill Review Fee | 8.50 |
| 242567 | 12/29/2022 | Thermalito Water & Sewer District | 10/25/2022 | Bill Review Fee | 8.50 |
| 242567 | 12/29/2022 | Thermalito Water & Sewer District | 10/25/2022 | Bill Review Fee | 1.65 |
| 242567 | 12/29/2022 | Yuba County Water Agency | 06/10/2022 | Bill Review Fee | 8.50 |
| 242567 | 12/29/2022 | Western Canal Water District | 09/30/2021 | Bill Review Fee | 8.50 |
| 242567 | 12/29/2022 | Mesa Water District | 10/06/2021 | Bill Review Fee | 8.50 |

From 12/16/2022
to 12/31/2022

ACWA Joint Powers Insurance Authority
Claims Payment Detail Report

Sorted By Check Date

| <u>Check Number</u> | <u>Check Date</u> | <u>District Name</u> | <u>Claim Date</u> | <u>Transaction Type</u> | <u>Amount</u> |
|---------------------|-------------------|---|-------------------|-------------------------|---------------|
| 242567 | 12/29/2022 | Mesa Water District | 10/06/2021 | Bill Review Fee | 1.87 |
| 242567 | 12/29/2022 | Mid-Peninsula Water District | 03/19/2021 | Bill Review Fee | 8.50 |
| 242567 | 12/29/2022 | Mid-Peninsula Water District | 03/19/2021 | Bill Review Fee | 2.89 |
| 242567 | 12/29/2022 | El Toro Water District | 05/31/2018 | Bill Review Fee | 8.50 |
| 242567 | 12/29/2022 | Merced Irrigation District | 04/21/2020 | Bill Review Fee | 8.50 |
| 242567 | 12/29/2022 | Merced Irrigation District | 04/21/2020 | Bill Review Fee | 3.39 |
| 242567 | 12/29/2022 | South Tahoe Public Utility District | 08/21/2020 | Bill Review Fee | 8.50 |
| 242567 | 12/29/2022 | South Tahoe Public Utility District | 08/21/2020 | Bill Review Fee | 2.46 |
| 242567 | 12/29/2022 | Carmichael Water District | 12/12/2019 | Bill Review Fee | 8.50 |
| 242567 | 12/29/2022 | Valley County Water District | 12/13/2022 | Bill Review Fee | 8.50 |
| 242567 | 12/29/2022 | Valley County Water District | 12/13/2022 | Bill Review Fee | 5.14 |
| 242568 | 12/29/2022 | Otay Water District | 06/15/2022 | Medical, general | 112.26 |
| 242569 | 12/29/2022 | Merced Irrigation District | 10/27/2022 | Mileage | 86.25 |
| 242570 | 12/29/2022 | Mission Springs Water District | 07/07/2022 | Diagnostics | 174.59 |
| 242571 | 12/29/2022 | Yolo County Flood Control & Water Conserv | 11/17/2022 | Medical, general | 91.37 |
| 242572 | 12/29/2022 | Soquel Creek Water District | 11/30/2022 | Medical, general | 206.23 |
| 242573 | 12/29/2022 | Mesa Water District | 08/31/2022 | Mileage | 109.87 |
| 242574 | 12/29/2022 | Mission Springs Water District | 09/28/2022 | Medical, general | 117.28 |
| 242575 | 12/29/2022 | Mission Springs Water District | 09/28/2022 | Medical, general | 117.28 |
| 242576 | 12/29/2022 | Mission Springs Water District | 09/28/2022 | Medical, general | 202.79 |
| 242577 | 12/29/2022 | Mission Springs Water District | 09/28/2022 | Medical, general | 185.72 |
| 242578 | 12/29/2022 | Mission Springs Water District | 09/28/2022 | Medical, general | 135.63 |
| 242579 | 12/29/2022 | Mission Springs Water District | 09/28/2022 | Medical, general | 135.63 |
| 242580 | 12/29/2022 | Mission Springs Water District | 09/28/2022 | Medical, general | 135.63 |
| 242581 | 12/29/2022 | San Luis Water District | 08/09/2013 | DME Supplies | 76.43 |
| 242582 | 12/29/2022 | Water Employee Services Authority | 10/26/2022 | Physical therapy | 180.21 |
| 242583 | 12/29/2022 | Water Employee Services Authority | 10/26/2022 | Physical therapy | 88.27 |
| 242584 | 12/29/2022 | Water Employee Services Authority | 10/26/2022 | Physical therapy | 111.09 |
| 242585 | 12/29/2022 | Calleguas Municipal Water District | 09/22/2021 | Medical, general | 157.47 |
| 242586 | 12/29/2022 | Calleguas Municipal Water District | 09/22/2021 | Medical, general | 157.47 |
| 242587 | 12/29/2022 | Calleguas Municipal Water District | 09/22/2021 | Medical, general | 157.47 |
| 242588 | 12/29/2022 | Alameda County Water District | 01/25/2021 | Medical, general | 151.60 |
| 242589 | 12/29/2022 | Crescenta Valley Water District | 12/29/2021 | Medical, general | 133.42 |
| 242590 | 12/29/2022 | Mission Springs Water District | 07/07/2022 | Physical therapy | 120.28 |
| 242591 | 12/29/2022 | Sweetwater Authority | 12/15/2021 | Physical therapy | 129.10 |
| 242592 | 12/29/2022 | Mission Springs Water District | 07/07/2022 | Physical therapy | 120.28 |
| 242593 | 12/29/2022 | Sweetwater Authority | 12/15/2021 | Physical therapy | 129.10 |
| 242594 | 12/29/2022 | Mission Springs Water District | 07/07/2022 | Physical therapy | 120.28 |
| 242595 | 12/29/2022 | Vista Irrigation District | 02/04/2019 | Medical, general | 98.27 |

From 12/16/2022
to 12/31/2022

ACWA Joint Powers Insurance Authority
Claims Payment Detail Report

Sorted By Check Date

| <u>Check Number</u> | <u>Check Date</u> | <u>District Name</u> | <u>Claim Date</u> | <u>Transaction Type</u> | <u>Amount</u> |
|---------------------|-------------------|--|-------------------|-------------------------|---------------|
| 242596 | 12/29/2022 | South Tahoe Public Utility District | 07/14/2022 | Physical therapy | 148.86 |
| 242597 | 12/29/2022 | South Tahoe Public Utility District | 07/14/2022 | Physical therapy | 156.47 |
| 242598 | 12/29/2022 | South Tahoe Public Utility District | 07/14/2022 | Physical therapy | 156.47 |
| 242599 | 12/29/2022 | South Tahoe Public Utility District | 07/14/2022 | Physical therapy | 156.47 |
| 242600 | 12/29/2022 | South Tahoe Public Utility District | 07/14/2022 | Physical therapy | 156.47 |
| 242601 | 12/29/2022 | South Tahoe Public Utility District | 07/14/2022 | Physical therapy | 156.47 |
| 242602 | 12/29/2022 | South Tahoe Public Utility District | 07/14/2022 | Physical therapy | 1,116.00 |
| 242603 | 12/29/2022 | Twentynine Palms Water District | 02/09/2021 | PPD | 580.00 |
| 242604 | 12/29/2022 | Goleta Water District | 03/02/2021 | Legal (Defense) | 154.52 |
| 242605 | 12/29/2022 | Rowland Water District | 03/24/2021 | Legal (Defense) | 1,508.28 |
| 242606 | 12/29/2022 | Solano Irrigation District | 07/07/2021 | Medical, general | 87.75 |
| 242607 | 12/29/2022 | Santa Clarita Valley Water Agency | 09/02/2021 | Medical, general | 108.85 |
| 242608 | 12/29/2022 | Coastside County Water District | 09/15/2022 | Medical, general | 202.89 |
| 242609 | 12/29/2022 | Vallecitos Water District | 01/19/2011 | Medical, general | 276.91 |
| 242610 | 12/29/2022 | Kings River Conservation District | 11/18/2016 | Mileage | 263.56 |
| 242611 | 12/29/2022 | Patterson Irrigation District | 08/09/2012 | Medical Interpreter | 90.00 |
| 242612 | 12/29/2022 | Marina Coast Water District | 10/19/2022 | Medical, general | 188.05 |
| 242613 | 12/29/2022 | Antelope Valley-East Kern Water Agency | 07/07/2022 | Physical therapy | 211.31 |
| 242614 | 12/29/2022 | Walnut Valley Water District | 12/26/2019 | Physical therapy | 207.34 |
| 242615 | 12/29/2022 | Mesa Water District | 10/06/2021 | Medical, general | 114.23 |
| 242616 | 12/29/2022 | Merced Irrigation District | 05/06/2022 | Medical, general | 257.29 |
| 242617 | 12/29/2022 | Merced Irrigation District | 10/27/2022 | Medical, general | 112.26 |
| 242618 | 12/29/2022 | Merced Irrigation District | 05/06/2022 | Medical, general | 239.32 |
| 242619 | 12/29/2022 | Mid-Peninsula Water District | 03/19/2021 | Hospital (Outpatient) | 2,262.71 |
| 242620 | 12/29/2022 | Vallecitos Water District | 06/15/2022 | Medical, general | 245.00 |
| 242621 | 12/29/2022 | Yorba Linda Water District | 10/31/2022 | Medical, general | 329.83 |
| 242622 | 12/29/2022 | Yorba Linda Water District | 10/31/2022 | Medical, general | 114.23 |
| 242623 | 12/29/2022 | Yorba Linda Water District | 10/31/2022 | Medical, general | 114.23 |
| 242624 | 12/29/2022 | Helix Water District | 07/27/2022 | Medical, general | 140.01 |
| 242625 | 12/29/2022 | Helix Water District | 07/27/2022 | Physical therapy | 151.06 |
| 242626 | 12/29/2022 | Mission Springs Water District | 07/07/2022 | Medical, general | 107.35 |
| 242627 | 12/29/2022 | South Coast Water District | 01/10/2022 | Medical, general | 114.23 |
| 242628 | 12/29/2022 | Las Virgenes Municipal Water District | 07/13/2022 | Medical, general | 148.38 |
| 242629 | 12/29/2022 | El Toro Water District | 11/24/2021 | Medical, general | 107.39 |
| 242630 | 12/29/2022 | Alameda County Water District | 03/19/2021 | PPD | 580.00 |

From 01/01/2023
to 01/15/2023

ACWA Joint Powers Insurance Authority
Claims Payment Detail Report

Sorted By Check Date

| <u>Check Number</u> | <u>Check Date</u> | <u>District Name</u> | <u>Claim Date</u> | <u>Transaction Type</u> | <u>Amount</u> |
|---------------------|-------------------|--|-------------------|------------------------------|---------------|
| 242631 | 01/03/2023 | Sweetwater Authority | 12/14/2022 | Appraiser | 110.00 |
| 242632 | 01/03/2023 | Sweetwater Authority | 12/14/2022 | Liability - Property Damage | 754.88 |
| 242633 | 01/03/2023 | Montecito Water District | 04/28/2022 | Liability - Property Damage | 4,118.68 |
| 242634 | 01/03/2023 | Clearlake Oaks County Water District | 04/20/2022 | Property - District Property | 1,550.00 |
| 242635 | 01/03/2023 | Crestline-Lake Arrowhead Water Agency | 10/15/2022 | Liability - Small Claims | 760.00 |
| 242636 | 01/03/2023 | Stinson Beach County Water District | 10/26/2022 | Liability - Property Damage | 1,229.24 |
| 242637 | 01/03/2023 | Thermalito Water & Sewer District | 10/25/2022 | Diagnostics | 46.61 |
| 242638 | 01/03/2023 | Clearlake Oaks County Water District | 12/11/2020 | Deposition/Witness fees | 882.60 |
| 242639 | 01/03/2023 | Santa Clarita Valley Water Agency | 09/15/2022 | Investigation/Subrosa | 973.00 |
| 242640 | 01/03/2023 | Carmichael Water District | 12/12/2019 | Investigation/Subrosa | 595.00 |
| 242641 | 01/03/2023 | Moulton Niguel Water District | 11/01/2022 | Investigation/Subrosa | 1,758.84 |
| 242642 | 01/03/2023 | Desert Water Agency | 08/22/2020 | Photocopy | 230.00 |
| 242643 | 01/03/2023 | Desert Water Agency | 08/22/2020 | Photocopy | 10.00 |
| 242644 | 01/03/2023 | South Tahoe Public Utility District | 08/21/2020 | Physical therapy | 601.51 |
| 242645 | 01/03/2023 | Vallecitos Water District | 01/14/2016 | Med/Legal evaluation | 2,082.06 |
| 242646 | 01/03/2023 | Carmichael Water District | 12/12/2019 | Medical, general | 120.51 |
| 242647 | 01/03/2023 | Yuba County Water Agency | 06/10/2022 | Anesthesiologist | 452.81 |
| 242648 | 01/03/2023 | Glenn-Colusa Irrigation District | 06/21/2021 | Medical, general | 69.49 |
| 242649 | 01/03/2023 | Paradise Irrigation District | 07/30/2021 | Medical, general | 104.06 |
| 242650 | 01/03/2023 | Glenn-Colusa Irrigation District | 11/29/2021 | Medical, general | 107.55 |
| 242651 | 01/03/2023 | Mesa Water District | 10/06/2021 | Medical, general | 142.07 |
| 242652 | 01/03/2023 | Elsinore Valley Municipal Water District | 05/05/2014 | Medical Interpreter | 135.00 |
| 242653 | 01/03/2023 | El Toro Water District | 05/31/2018 | Medical, general | 312.63 |
| 242654 | 01/03/2023 | Vallecitos Water District | 01/14/2016 | Bill Review Fee | 8.50 |
| 242654 | 01/03/2023 | Elsinore Valley Municipal Water District | 05/05/2014 | Bill Review Fee | 8.50 |
| 242654 | 01/03/2023 | Elsinore Valley Municipal Water District | 05/05/2014 | Bill Review Fee | 27.74 |
| 242654 | 01/03/2023 | Western Municipal Water District | 11/21/2019 | Bill Review Fee | 8.50 |
| 242654 | 01/03/2023 | Santa Clarita Valley Water Agency | 09/02/2021 | Bill Review Fee | 8.50 |
| 242654 | 01/03/2023 | Santa Clarita Valley Water Agency | 09/02/2021 | Bill Review Fee | 1.43 |
| 242654 | 01/03/2023 | Helix Water District | 08/19/2021 | Bill Review Fee | 8.50 |
| 242654 | 01/03/2023 | Helix Water District | 08/19/2021 | Bill Review Fee | 28.27 |
| 242654 | 01/03/2023 | South Coast Water District | 02/10/2021 | Bill Review Fee | 8.50 |
| 242654 | 01/03/2023 | South Coast Water District | 02/10/2021 | Bill Review Fee | 25.84 |
| 242654 | 01/03/2023 | Sweetwater Authority | 12/15/2021 | Bill Review Fee | 8.50 |
| 242654 | 01/03/2023 | Sweetwater Authority | 12/15/2021 | Bill Review Fee | 10.76 |
| 242654 | 01/03/2023 | Glenn-Colusa Irrigation District | 11/29/2021 | Bill Review Fee | 8.50 |
| 242654 | 01/03/2023 | Glenn-Colusa Irrigation District | 11/29/2021 | Bill Review Fee | 110.23 |
| 242654 | 01/03/2023 | Glenn-Colusa Irrigation District | 11/29/2021 | Bill Review Fee | 8.50 |

From 01/01/2023
to 01/15/2023

ACWA Joint Powers Insurance Authority
Claims Payment Detail Report

Sorted By Check Date

| <u>Check Number</u> | <u>Check Date</u> | <u>District Name</u> | <u>Claim Date</u> | <u>Transaction Type</u> | <u>Amount</u> |
|---------------------|-------------------|---|-------------------|-------------------------|---------------|
| 242654 | 01/03/2023 | Glenn-Colusa Irrigation District | 11/29/2021 | Bill Review Fee | 7.41 |
| 242654 | 01/03/2023 | Sweetwater Authority | 04/25/2022 | Bill Review Fee | 8.50 |
| 242654 | 01/03/2023 | Sweetwater Authority | 04/25/2022 | Bill Review Fee | 3.70 |
| 242654 | 01/03/2023 | Sweetwater Authority | 04/25/2022 | Bill Review Fee | 8.50 |
| 242654 | 01/03/2023 | Sweetwater Authority | 04/25/2022 | Bill Review Fee | 4.36 |
| 242654 | 01/03/2023 | Yuba County Water Agency | 06/10/2022 | Bill Review Fee | 8.50 |
| 242654 | 01/03/2023 | Yuba County Water Agency | 06/10/2022 | Bill Review Fee | 0.59 |
| 242654 | 01/03/2023 | Yuba County Water Agency | 06/10/2022 | Bill Review Fee | 8.50 |
| 242654 | 01/03/2023 | Yuba County Water Agency | 06/10/2022 | Bill Review Fee | 3.24 |
| 242654 | 01/03/2023 | Otay Water District | 06/27/2022 | Bill Review Fee | 8.50 |
| 242654 | 01/03/2023 | Alameda County Water District | 06/28/2022 | Bill Review Fee | 8.50 |
| 242654 | 01/03/2023 | Alameda County Water District | 06/28/2022 | Bill Review Fee | 2.69 |
| 242654 | 01/03/2023 | Alameda County Water District | 06/28/2022 | Bill Review Fee | 8.50 |
| 242654 | 01/03/2023 | Alameda County Water District | 06/28/2022 | Bill Review Fee | 2.07 |
| 242654 | 01/03/2023 | Mission Springs Water District | 07/07/2022 | Bill Review Fee | 8.50 |
| 242654 | 01/03/2023 | Mission Springs Water District | 07/07/2022 | Bill Review Fee | 10.02 |
| 242654 | 01/03/2023 | Clear Creek Community Services District | 06/07/2022 | Bill Review Fee | 8.50 |
| 242654 | 01/03/2023 | Clear Creek Community Services District | 06/07/2022 | Bill Review Fee | 6.47 |
| 242654 | 01/03/2023 | Merced Irrigation District | 05/06/2022 | Bill Review Fee | 8.50 |
| 242654 | 01/03/2023 | Merced Irrigation District | 05/06/2022 | Bill Review Fee | 10.56 |
| 242654 | 01/03/2023 | Tahoe City Public Utility District | 07/11/2022 | Bill Review Fee | 18.18 |
| 242654 | 01/03/2023 | Tahoe City Public Utility District | 07/11/2022 | Bill Review Fee | 18.18 |
| 242654 | 01/03/2023 | Tahoe City Public Utility District | 07/11/2022 | Bill Review Fee | 18.18 |
| 242654 | 01/03/2023 | Tahoe City Public Utility District | 07/11/2022 | Bill Review Fee | 18.18 |
| 242654 | 01/03/2023 | Tahoe City Public Utility District | 07/11/2022 | Bill Review Fee | 18.18 |
| 242654 | 01/03/2023 | Tahoe City Public Utility District | 07/11/2022 | Bill Review Fee | 22.92 |
| 242654 | 01/03/2023 | Cucamonga Valley Water District | 08/10/2022 | Bill Review Fee | 8.50 |
| 242654 | 01/03/2023 | Cucamonga Valley Water District | 08/10/2022 | Bill Review Fee | 2.50 |
| 242654 | 01/03/2023 | Helix Water District | 07/27/2022 | Bill Review Fee | 8.50 |
| 242654 | 01/03/2023 | Helix Water District | 07/27/2022 | Bill Review Fee | 1.99 |
| 242654 | 01/03/2023 | Yorba Linda Water District | 11/11/2022 | Bill Review Fee | 8.50 |
| 242654 | 01/03/2023 | Yorba Linda Water District | 11/11/2022 | Bill Review Fee | 22.69 |
| 242654 | 01/03/2023 | Yorba Linda Water District | 11/11/2022 | Bill Review Fee | 8.50 |
| 242654 | 01/03/2023 | Yorba Linda Water District | 11/11/2022 | Bill Review Fee | 25.04 |
| 242654 | 01/03/2023 | Yorba Linda Water District | 11/11/2022 | Bill Review Fee | 8.50 |
| 242654 | 01/03/2023 | Yorba Linda Water District | 11/11/2022 | Bill Review Fee | 37.12 |
| 242654 | 01/03/2023 | Yorba Linda Water District | 11/11/2022 | Bill Review Fee | 8.50 |
| 242654 | 01/03/2023 | Yorba Linda Water District | 11/11/2022 | Bill Review Fee | 22.69 |
| 242654 | 01/03/2023 | Kings River Conservation District | 12/06/2022 | Bill Review Fee | 8.50 |

From 01/01/2023
to 01/15/2023

ACWA Joint Powers Insurance Authority
Claims Payment Detail Report

Sorted By Check Date

| <u>Check Number</u> | <u>Check Date</u> | <u>District Name</u> | <u>Claim Date</u> | <u>Transaction Type</u> | <u>Amount</u> |
|---------------------|-------------------|--|-------------------|-------------------------|---------------|
| 242654 | 01/03/2023 | Kings River Conservation District | 12/06/2022 | Bill Review Fee | 2.14 |
| 242654 | 01/03/2023 | Thermalito Water & Sewer District | 10/25/2022 | Bill Review Fee | 8.50 |
| 242654 | 01/03/2023 | Thermalito Water & Sewer District | 10/25/2022 | Bill Review Fee | 6.25 |
| 242654 | 01/03/2023 | Water Employee Services Authority | 10/26/2022 | Bill Review Fee | 8.50 |
| 242654 | 01/03/2023 | Water Employee Services Authority | 10/26/2022 | Bill Review Fee | 18.51 |
| 242654 | 01/03/2023 | Helix Water District | 10/28/2022 | Bill Review Fee | 8.50 |
| 242654 | 01/03/2023 | Valley County Water District | 12/13/2022 | Bill Review Fee | 8.50 |
| 242654 | 01/03/2023 | Valley County Water District | 12/13/2022 | Bill Review Fee | 3.59 |
| 242654 | 01/03/2023 | Valley County Water District | 12/13/2022 | Bill Review Fee | 8.50 |
| 242654 | 01/03/2023 | Valley County Water District | 12/13/2022 | Bill Review Fee | 2.62 |
| 242655 | 01/03/2023 | Desert Water Agency | 12/14/2022 | TTD | 233.77 |
| 242656 | 01/03/2023 | Desert Water Agency | 12/14/2022 | TTD | 233.77 |
| 242657 | 01/03/2023 | Desert Water Agency | 12/14/2022 | TTD | 116.89 |
| 242658 | 01/03/2023 | South Tahoe Public Utility District | 08/21/2020 | TTD | 2,598.86 |
| 242659 | 01/03/2023 | Yolo County Flood Control & Water Conserva | 11/17/2022 | Medical, general | 318.94 |
| 242660 | 01/03/2023 | Soquel Creek Water District | 11/30/2022 | Medical, general | 129.93 |
| 242661 | 01/03/2023 | Desert Water Agency | 09/09/2022 | Medical, general | 276.06 |
| 242662 | 01/03/2023 | Desert Water Agency | 09/23/2022 | Medical, general | 289.30 |
| 242663 | 01/03/2023 | Desert Water Agency | 09/23/2022 | Medical, general | 185.72 |
| 242664 | 01/03/2023 | Desert Water Agency | 09/09/2022 | Medical, general | 135.63 |
| 242665 | 01/03/2023 | Mid-Peninsula Water District | 03/19/2021 | Utilization review | 315.00 |
| 242665 | 01/03/2023 | Mission Springs Water District | 05/11/2021 | Utilization review | 1,115.00 |
| 242665 | 01/03/2023 | Water Employee Services Authority | 12/10/2018 | Utilization review | 495.00 |
| 242666 | 01/03/2023 | Carmichael Water District | 12/12/2019 | Med/Legal evaluation | 650.00 |
| 242667 | 01/03/2023 | El Toro Water District | 11/24/2021 | Physical therapy | 112.51 |
| 242668 | 01/03/2023 | Moulton Niguel Water District | 12/13/2021 | PPD | 1,740.00 |
| 242669 | 01/03/2023 | East Contra Costa Irrigation District | 10/05/2020 | Deposition/Witness fees | 674.00 |
| 242670 | 01/03/2023 | Helix Water District | 08/19/2021 | Anesthesiologist | 148.61 |
| 242671 | 01/03/2023 | Orange County Water District | 10/03/2022 | Physical therapy | 218.24 |
| 242672 | 01/03/2023 | Merced Irrigation District | 04/21/2020 | Medical, general | 179.95 |
| 242673 | 01/03/2023 | Glenn-Colusa Irrigation District | 06/21/2021 | Case management service | 3,165.96 |
| 242674 | 01/03/2023 | Tahoe City Public Utility District | 08/11/2020 | Case management service | 210.80 |
| 242675 | 01/03/2023 | Clear Creek Community Services District | 10/19/2021 | Case management service | 471.20 |
| 242676 | 01/03/2023 | Otay Water District | 03/22/2022 | Case management service | 260.40 |
| 242677 | 01/03/2023 | Western Municipal Water District | 10/23/2007 | PPD | 540.00 |
| 242678 | 01/03/2023 | Water Employee Services Authority | 09/28/2017 | Pharmacy | 555.28 |
| 242679 | 01/03/2023 | Crescenta Valley Water District | 12/29/2021 | Med/Legal evaluation | 650.00 |
| 242680 | 01/03/2023 | Santa Clarita Valley Water Agency | 03/01/2022 | TTD | 3,079.42 |
| 242681 | 01/03/2023 | Goleta Water District | 09/01/2022 | Photocopy | 142.81 |

From 01/01/2023
to 01/15/2023

ACWA Joint Powers Insurance Authority
Claims Payment Detail Report

Sorted By Check Date

| <u>Check Number</u> | <u>Check Date</u> | <u>District Name</u> | <u>Claim Date</u> | <u>Transaction Type</u> | <u>Amount</u> |
|---------------------|-------------------|---|-------------------|-------------------------|---------------|
| 242682 | 01/03/2023 | Goleta Water District | 09/01/2022 | Photocopy | 87.25 |
| 242683 | 01/03/2023 | Santa Clarita Valley Water Agency | 09/02/2021 | TTD | 1,690.66 |
| 242684 | 01/03/2023 | Helix Water District | 07/27/2022 | TTD | 332.62 |
| 242685 | 01/03/2023 | Helix Water District | 07/27/2022 | TTD | 997.86 |
| 242686 | 01/03/2023 | Helix Water District | 07/27/2022 | TTD | 166.31 |
| 242687 | 01/03/2023 | Alameda County Water District | 10/07/2022 | DME Supplies | 294.67 |
| 242688 | 01/03/2023 | Ramona Municipal Water District | 05/05/2022 | Deposition/Witness fees | 858.00 |
| 242689 | 01/03/2023 | Alameda County Water District | 06/28/2022 | Physical therapy | 109.92 |
| 242690 | 01/03/2023 | Kings River Conservation District | 12/06/2022 | Medical, general | 179.95 |
| 242691 | 01/03/2023 | Diablo Water District | 12/14/2022 | Medical, general | 202.89 |
| 242692 | 01/03/2023 | Valley County Water District | 12/13/2022 | Medical, general | 272.81 |
| 242693 | 01/03/2023 | Diablo Water District | 12/14/2022 | Medical, general | 262.58 |
| 242694 | 01/03/2023 | San Bernardino Valley Municipal Water Distr | 08/19/2022 | Photocopy | 160.00 |
| 242695 | 01/03/2023 | San Bernardino Valley Municipal Water Distr | 08/19/2022 | Photocopy | 160.00 |
| 242696 | 01/03/2023 | San Bernardino Valley Municipal Water Distr | 08/19/2022 | Photocopy | 160.00 |
| 242697 | 01/03/2023 | San Bernardino Valley Municipal Water Distr | 08/19/2022 | Photocopy | 160.00 |
| 242698 | 01/03/2023 | Mid-Peninsula Water District | 03/19/2021 | Medical, general | 196.34 |
| 242699 | 01/03/2023 | Laguna Beach County Water District | 10/29/2019 | Diagnostics | 33.00 |
| 242700 | 01/03/2023 | Clearlake Oaks County Water District | 01/12/2015 | Medical, general | 903.38 |
| 242701 | 01/03/2023 | Merced Irrigation District | 05/06/2022 | Medical, general | 239.32 |
| 242702 | 01/03/2023 | Walnut Valley Water District | 12/26/2019 | TTD | 2,137.06 |
| 242703 | 01/03/2023 | Fair Oaks Water District | 12/28/2021 | Physical therapy | 75.00 |
| 242704 | 01/03/2023 | Fair Oaks Water District | 12/28/2021 | Physical therapy | 75.00 |
| 242705 | 01/03/2023 | Helix Water District | 08/19/2021 | Surgery Costs | 532.56 |
| 242706 | 01/03/2023 | Elsinore Valley Municipal Water District | 05/05/2014 | Medical, general | 173.29 |
| 242707 | 01/03/2023 | Helix Water District | 07/27/2022 | Medical, general | 126.14 |
| 242708 | 01/03/2023 | Western Canal Water District | 09/30/2021 | Medical, general | 263.21 |
| 242709 | 01/03/2023 | Western Municipal Water District | 11/21/2019 | Expense, general | 99.00 |
| 242710 | 01/03/2023 | Mid-Peninsula Water District | 03/19/2021 | Medical, general | 219.46 |
| 242711 | 01/03/2023 | Mid-Peninsula Water District | 03/19/2021 | Medical, general | 219.46 |
| 242712 | 01/03/2023 | Yorba Linda Water District | 11/11/2022 | Medical, general | 114.23 |
| 242713 | 01/03/2023 | Yorba Linda Water District | 11/11/2022 | Medical, general | 331.34 |
| 242714 | 01/03/2023 | Yorba Linda Water District | 11/11/2022 | Physical therapy | 166.70 |
| 242715 | 01/03/2023 | Yorba Linda Water District | 11/11/2022 | Medical, general | 114.23 |
| 242716 | 01/03/2023 | Yuba County Water Agency | 06/10/2022 | Hospital (Outpatient) | 7,628.56 |
| 242717 | 01/03/2023 | Yuba County Water Agency | 03/08/2022 | Diagnostics | 11.66 |
| 242718 | 01/03/2023 | Helix Water District | 07/27/2022 | Physical therapy | 203.76 |
| 242719 | 01/03/2023 | Goleta Water District | 03/02/2021 | Med/Legal evaluation | 650.00 |
| 242720 | 01/03/2023 | South Coast Water District | 09/26/2022 | Investigation/Subrosa | 2,614.36 |

From 01/01/2023
to 01/15/2023

ACWA Joint Powers Insurance Authority
Claims Payment Detail Report

Sorted By Check Date

| <u>Check Number</u> | <u>Check Date</u> | <u>District Name</u> | <u>Claim Date</u> | <u>Transaction Type</u> | <u>Amount</u> |
|---------------------|-------------------|---|-------------------|-------------------------|---------------|
| 2004180 | 01/04/2023 | Vista Irrigation District | 02/04/2019 | Legal (Defense) | 537.50 |
| 2004181 | 01/04/2023 | Otay Water District | 03/29/2021 | Legal (Defense) | 972.25 |
| 2004182 | 01/04/2023 | Bard Water District | 08/20/2012 | Legal (Defense) | 86.00 |
| 2004183 | 01/04/2023 | Santa Clarita Valley Water Agency | 09/15/2022 | Legal (Defense) | 1,480.00 |
| 2004184 | 01/04/2023 | South Coast Water District | 09/26/2022 | Legal (Defense) | 1,517.00 |
| 2004185 | 01/04/2023 | Mission Springs Water District | 03/17/2022 | Legal (Defense) | 148.00 |
| 2004186 | 01/04/2023 | Ramona Municipal Water District | 10/03/2017 | Legal (Defense) | 2,034.50 |
| 2004187 | 01/04/2023 | El Toro Water District | 06/22/2015 | Pharmacy | 13.75 |
| 2004188 | 01/04/2023 | San Luis Water District | 08/09/2013 | Pharmacy | 40.45 |
| 2004189 | 01/04/2023 | Laguna Beach County Water District | 11/30/2020 | Pharmacy | 1,803.04 |
| 2004190 | 01/04/2023 | Tahoe City Public Utility District | 08/11/2020 | Pharmacy | 10.04 |
| 2004191 | 01/04/2023 | El Toro Water District | 11/24/2021 | Pharmacy | 10.13 |
| 2004192 | 01/04/2023 | El Toro Water District | 09/25/2019 | Pharmacy | 22.85 |
| 2004193 | 01/04/2023 | Sweetwater Authority | 11/04/2022 | Pharmacy | 12.61 |
| 2004194 | 01/04/2023 | Alameda County Water District | 06/22/2021 | Adjuster | 9,293.09 |
| 2004195 | 01/04/2023 | Desert Water Agency | 08/22/2020 | Legal (Defense) | 1,093.65 |
| 2004196 | 01/04/2023 | Santa Clarita Valley Water Agency | 03/01/2022 | Legal (Defense) | 740.00 |
| 2004197 | 01/04/2023 | Twentynine Palms Water District | 02/09/2021 | Legal (Defense) | 411.55 |
| 2004198 | 01/04/2023 | Water Employee Services Authority | 12/10/2018 | Legal (Defense) | 86.00 |
| 2004199 | 01/04/2023 | Sweetwater Authority | 06/30/2020 | Legal (Defense) | 64.50 |
| 2004200 | 01/04/2023 | South Tahoe Public Utility District | 07/28/2022 | Adjuster | 2,500.90 |
| 2004201 | 01/04/2023 | Vallecitos Water District | 01/14/2016 | Legal (Defense) | 293.02 |
| 2004202 | 01/04/2023 | Walnut Valley Water District | 12/26/2019 | Legal (Defense) | 172.00 |
| 2004203 | 01/04/2023 | Crescenta Valley Water District | 12/29/2021 | Legal (Defense) | 314.50 |
| 2004204 | 01/04/2023 | Ramona Municipal Water District | 05/05/2022 | Legal (Defense) | 1,152.50 |
| 2004205 | 01/04/2023 | Ramona Municipal Water District | 04/10/2013 | Legal (Defense) | 215.00 |
| 2004206 | 01/04/2023 | Alameda County Water District | 03/19/2021 | Legal (Defense) | 370.00 |
| 2004207 | 01/04/2023 | Mesa Water District | 09/27/2022 | Adjuster | 785.40 |
| 2004208 | 01/04/2023 | Sacramento Suburban Water District | 09/20/2022 | Adjuster | 2,701.40 |
| 2004209 | 01/04/2023 | Rancho California Water District | 03/18/2008 | Pharmacy | 10.88 |
| 2004210 | 01/04/2023 | Helix Water District | 08/19/2021 | Pharmacy | 5.25 |
| 2004211 | 01/04/2023 | Sweetwater Authority | 11/04/2022 | Pharmacy | 7.79 |
| 2004212 | 01/04/2023 | West Valley Water District | 09/13/2022 | Adjuster | 489.25 |
| 2004213 | 01/04/2023 | Chino Basin Water Conservation District | 01/24/2019 | Defense Attorney | 840.00 |
| 2004214 | 01/04/2023 | Chino Basin Water Conservation District | 01/24/2019 | Expense General | 94.00 |
| 2004215 | 01/04/2023 | Foothill Municipal Water District | 04/21/2019 | Defense Attorney | 1,520.00 |
| 2004216 | 01/04/2023 | Monte Vista Water District | 01/05/2020 | Defense Attorney | 480.00 |
| 2004217 | 01/04/2023 | Monte Vista Water District | 02/04/2020 | Defense Attorney | 580.00 |
| 2004218 | 01/04/2023 | Rancho California Water District | 07/04/2020 | Defense Attorney | 1,220.00 |

From 01/01/2023
to 01/15/2023

ACWA Joint Powers Insurance Authority
Claims Payment Detail Report

Sorted By Check Date

| <u>Check Number</u> | <u>Check Date</u> | <u>District Name</u> | <u>Claim Date</u> | <u>Transaction Type</u> | <u>Amount</u> |
|---------------------|-------------------|--|-------------------|------------------------------|---------------|
| 2004219 | 01/04/2023 | Fallbrook Public Utility District | 07/24/2021 | Adjuster | 7,116.75 |
| 2004220 | 01/04/2023 | Monte Vista Water District | 01/05/2020 | Defense Attorney | 139.00 |
| 2004221 | 01/04/2023 | Monte Vista Water District | 01/05/2020 | Expense General | 121.64 |
| 2004222 | 01/04/2023 | Monte Vista Water District | 02/04/2020 | Expense General | 500.54 |
| 2004223 | 01/04/2023 | Monte Vista Water District | 02/04/2020 | Defense Attorney | 336.50 |
| 242721 | 01/04/2023 | Woodbridge Irrigation District | 09/29/2022 | Liability - Property Damage | 1,950.57 |
| 242722 | 01/04/2023 | Marina Coast Water District | 11/13/2022 | Property - District Property | 95,140.00 |
| 242723 | 01/04/2023 | Cucamonga Valley Water District | 10/24/2022 | Property - District Property | 29,965.51 |
| 242724 | 01/04/2023 | Beaumont-Cherry Valley Water District | 09/28/2022 | Property - District Property | 4,362.26 |
| 242725 | 01/04/2023 | Sweetwater Authority | 04/25/2022 | Medical, general | 83.82 |
| 242726 | 01/04/2023 | Sweetwater Authority | 04/25/2022 | Medical, general | 231.83 |
| 242727 | 01/04/2023 | Glenn-Colusa Irrigation District | 11/29/2021 | Medical, general | 104.06 |
| 242728 | 01/04/2023 | Thermalito Water & Sewer District | 10/25/2022 | Medical, general | 141.58 |
| 242729 | 01/04/2023 | Water Employee Services Authority | 10/26/2022 | Bill Review Fee | 8.50 |
| 242729 | 01/04/2023 | Water Employee Services Authority | 10/26/2022 | Bill Review Fee | 9.25 |
| 242729 | 01/04/2023 | Western Municipal Water District | 10/03/2022 | Bill Review Fee | 8.50 |
| 242729 | 01/04/2023 | Western Municipal Water District | 10/03/2022 | Bill Review Fee | 1.27 |
| 242729 | 01/04/2023 | Western Municipal Water District | 10/03/2022 | Bill Review Fee | 8.50 |
| 242729 | 01/04/2023 | Western Municipal Water District | 10/03/2022 | Bill Review Fee | 1.13 |
| 242729 | 01/04/2023 | Sweetwater Authority | 12/15/2021 | Bill Review Fee | 8.50 |
| 242729 | 01/04/2023 | Sweetwater Authority | 12/15/2021 | Bill Review Fee | 12.65 |
| 242729 | 01/04/2023 | Otay Water District | 03/22/2022 | Bill Review Fee | 8.50 |
| 242729 | 01/04/2023 | Otay Water District | 03/22/2022 | Bill Review Fee | 1.84 |
| 242729 | 01/04/2023 | Sweetwater Authority | 06/16/2022 | Bill Review Fee | 8.50 |
| 242729 | 01/04/2023 | Sweetwater Authority | 06/16/2022 | Bill Review Fee | 5.81 |
| 242729 | 01/04/2023 | Yuba County Water Agency | 06/10/2022 | Bill Review Fee | 8.50 |
| 242729 | 01/04/2023 | Mission Springs Water District | 07/07/2022 | Bill Review Fee | 8.50 |
| 242729 | 01/04/2023 | Mission Springs Water District | 07/07/2022 | Bill Review Fee | 10.02 |
| 242729 | 01/04/2023 | Alameda County Water District | 06/28/2022 | Bill Review Fee | 8.50 |
| 242729 | 01/04/2023 | Alameda County Water District | 06/28/2022 | Bill Review Fee | 2.69 |
| 242729 | 01/04/2023 | Truckee Donner Public Utility District | 09/23/2022 | Bill Review Fee | 8.50 |
| 242729 | 01/04/2023 | Truckee Donner Public Utility District | 09/23/2022 | Bill Review Fee | 18.31 |
| 242729 | 01/04/2023 | Orange County Water District | 10/03/2022 | Bill Review Fee | 8.50 |
| 242729 | 01/04/2023 | Orange County Water District | 10/03/2022 | Bill Review Fee | 5.35 |
| 242729 | 01/04/2023 | Orange County Water District | 10/03/2022 | Bill Review Fee | 8.50 |
| 242729 | 01/04/2023 | Orange County Water District | 10/03/2022 | Bill Review Fee | 5.35 |
| 242729 | 01/04/2023 | Fair Oaks Water District | 09/29/2022 | Bill Review Fee | 8.50 |
| 242729 | 01/04/2023 | Fair Oaks Water District | 09/29/2022 | Bill Review Fee | 37.23 |
| 242729 | 01/04/2023 | Fair Oaks Water District | 09/29/2022 | Bill Review Fee | 8.50 |

From 01/01/2023
to 01/15/2023

ACWA Joint Powers Insurance Authority
Claims Payment Detail Report

Sorted By Check Date

| <u>Check Number</u> | <u>Check Date</u> | <u>District Name</u> | <u>Claim Date</u> | <u>Transaction Type</u> | <u>Amount</u> |
|---------------------|-------------------|---|-------------------|-------------------------|---------------|
| 242729 | 01/04/2023 | Truckee Donner Public Utility District | 09/23/2022 | Bill Review Fee | 8.50 |
| 242729 | 01/04/2023 | Truckee Donner Public Utility District | 09/23/2022 | Bill Review Fee | 13.70 |
| 242729 | 01/04/2023 | Truckee Donner Public Utility District | 09/23/2022 | Bill Review Fee | 8.50 |
| 242729 | 01/04/2023 | Truckee Donner Public Utility District | 09/23/2022 | Bill Review Fee | 18.31 |
| 242729 | 01/04/2023 | Helix Water District | 07/27/2022 | Bill Review Fee | 8.50 |
| 242729 | 01/04/2023 | Helix Water District | 07/27/2022 | Bill Review Fee | 1.99 |
| 242729 | 01/04/2023 | San Luis & Delta-Mendota Water Authority | 07/18/2022 | Bill Review Fee | 8.50 |
| 242729 | 01/04/2023 | San Luis & Delta-Mendota Water Authority | 07/18/2022 | Bill Review Fee | 13.34 |
| 242729 | 01/04/2023 | Valley of the Moon Water District | 03/26/2020 | Bill Review Fee | 8.50 |
| 242729 | 01/04/2023 | Valley of the Moon Water District | 03/26/2020 | Bill Review Fee | 4.50 |
| 242729 | 01/04/2023 | Panoche Water District | 08/17/2019 | Bill Review Fee | 8.50 |
| 242729 | 01/04/2023 | Panoche Water District | 08/17/2019 | Bill Review Fee | 25.00 |
| 242729 | 01/04/2023 | Panoche Water District | 08/17/2019 | Bill Review Fee | 8.50 |
| 242729 | 01/04/2023 | Yorba Linda Water District | 09/09/2019 | Bill Review Fee | 8.50 |
| 242729 | 01/04/2023 | El Toro Water District | 05/31/2018 | Bill Review Fee | 8.50 |
| 242729 | 01/04/2023 | El Dorado Irrigation District | 07/14/2021 | Bill Review Fee | 8.50 |
| 242729 | 01/04/2023 | El Dorado Irrigation District | 07/14/2021 | Bill Review Fee | 3.53 |
| 242729 | 01/04/2023 | Glenn-Colusa Irrigation District | 10/19/2021 | Bill Review Fee | 8.50 |
| 242729 | 01/04/2023 | Glenn-Colusa Irrigation District | 10/19/2021 | Bill Review Fee | 6.29 |
| 242729 | 01/04/2023 | Solano Irrigation District | 09/13/2021 | Bill Review Fee | 8.50 |
| 242729 | 01/04/2023 | Solano Irrigation District | 09/13/2021 | Bill Review Fee | 23.64 |
| 242729 | 01/04/2023 | Tuolumne Utilities District | 11/02/2020 | Bill Review Fee | 8.50 |
| 242730 | 01/04/2023 | Clear Creek Community Services District | 06/07/2022 | Physical therapy | 77.59 |
| 242731 | 01/04/2023 | Merced Irrigation District | 05/06/2022 | Utilization review | 400.00 |
| 242731 | 01/04/2023 | Alameda County Water District | 06/28/2022 | Utilization review | 370.00 |
| 242731 | 01/04/2023 | Glenn-Colusa Irrigation District | 11/29/2021 | Utilization review | 495.00 |
| 242731 | 01/04/2023 | Vallecitos Water District | 08/10/2022 | Utilization review | 425.00 |
| 242731 | 01/04/2023 | Tahoe City Public Utility District | 07/11/2022 | Utilization review | 150.00 |
| 242731 | 01/04/2023 | Alameda County Water District | 01/25/2021 | Utilization review | 525.00 |
| 242731 | 01/04/2023 | Helix Water District | 08/19/2021 | Utilization review | 1,025.00 |
| 242731 | 01/04/2023 | Santa Clarita Valley Water Agency | 09/02/2021 | Utilization review | 1,050.00 |
| 242731 | 01/04/2023 | Orange County Water District | 10/10/2017 | Utilization review | 525.00 |
| 242731 | 01/04/2023 | El Toro Water District | 06/22/2015 | Utilization review | 275.00 |
| 242731 | 01/04/2023 | Water Employee Services Authority | 09/28/2017 | Utilization review | 565.00 |
| 242731 | 01/04/2023 | Santa Ynez River WCD Improvement District | 08/08/2001 | Utilization review | 275.00 |
| 242731 | 01/04/2023 | San Juan Water District | 08/28/2003 | Utilization review | 550.00 |
| 242731 | 01/04/2023 | San Juan Water District | 08/28/2003 | Utilization review | 705.00 |
| 242731 | 01/04/2023 | Bard Water District | 08/20/2012 | Utilization review | 620.00 |
| 242731 | 01/04/2023 | Vallecitos Water District | 01/19/2011 | Utilization review | 1,590.00 |

From 01/01/2023
to 01/15/2023

ACWA Joint Powers Insurance Authority
Claims Payment Detail Report

Sorted By Check Date

| <u>Check Number</u> | <u>Check Date</u> | <u>District Name</u> | <u>Claim Date</u> | <u>Transaction Type</u> | <u>Amount</u> |
|---------------------|-------------------|-------------------------------------|-------------------|-----------------------------|---------------|
| 242731 | 01/04/2023 | Stockton-East Water District | 08/30/2011 | Utilization review | 370.00 |
| 242731 | 01/04/2023 | Vista Irrigation District | 06/07/2019 | Utilization review | 870.00 |
| 242731 | 01/04/2023 | Vista Irrigation District | 02/04/2019 | Utilization review | 625.00 |
| 242731 | 01/04/2023 | Helix Water District | 07/23/2019 | Utilization review | 440.00 |
| 242731 | 01/04/2023 | Tahoe City Public Utility District | 08/11/2020 | Utilization review | 370.00 |
| 242731 | 01/04/2023 | Santa Fe Irrigation District | 10/15/2022 | Utilization review | 425.00 |
| 242732 | 01/04/2023 | Water Employee Services Authority | 10/26/2022 | Physical therapy | 222.18 |
| 242733 | 01/04/2023 | Sweetwater Authority | 12/15/2021 | Physical therapy | 129.10 |
| 242734 | 01/04/2023 | Mission Springs Water District | 07/07/2022 | Physical therapy | 120.28 |
| 242735 | 01/04/2023 | Glenn-Colusa Irrigation District | 11/29/2021 | DME Supplies | 689.09 |
| 242736 | 01/04/2023 | Santa Clarita Valley Water Agency | 09/02/2021 | Mileage | 3.28 |
| 242737 | 01/04/2023 | Santa Clarita Valley Water Agency | 09/02/2021 | Medical, general | 108.85 |
| 242738 | 01/04/2023 | Alameda County Water District | 06/28/2022 | Physical therapy | 142.73 |
| 242739 | 01/04/2023 | Cucamonga Valley Water District | 08/10/2022 | Medical, general | 132.78 |
| 242740 | 01/04/2023 | Alameda County Water District | 06/28/2022 | Physical therapy | 109.92 |
| 242741 | 01/04/2023 | Kings River Conservation District | 12/06/2022 | Medical, general | 113.50 |
| 242742 | 01/04/2023 | Valley County Water District | 12/13/2022 | Medical, general | 139.09 |
| 242743 | 01/04/2023 | Valley County Water District | 12/13/2022 | Medical, general | 190.65 |
| 242744 | 01/04/2023 | Yuba County Water Agency | 06/10/2022 | Medical, general | 66.81 |
| 242745 | 01/04/2023 | Helix Water District | 10/28/2022 | Medical, general | 139.29 |
| 242746 | 01/04/2023 | Western Municipal Water District | 11/21/2019 | Medical, general | 458.84 |
| 242747 | 01/04/2023 | Tahoe City Public Utility District | 07/11/2022 | Physical therapy | 116.09 |
| 242748 | 01/04/2023 | Tahoe City Public Utility District | 07/11/2022 | Physical therapy | 116.09 |
| 242749 | 01/04/2023 | Tahoe City Public Utility District | 07/11/2022 | Physical therapy | 116.09 |
| 242750 | 01/04/2023 | Tahoe City Public Utility District | 07/11/2022 | Physical therapy | 116.09 |
| 242751 | 01/04/2023 | Tahoe City Public Utility District | 07/11/2022 | Physical therapy | 116.09 |
| 242752 | 01/04/2023 | Tahoe City Public Utility District | 07/11/2022 | Physical therapy | 173.00 |
| 242753 | 01/04/2023 | Helix Water District | 07/27/2022 | Physical therapy | 151.06 |
| 242754 | 01/04/2023 | South Coast Water District | 02/10/2021 | Medical, general | 195.36 |
| 242755 | 01/05/2023 | Helix Water District | 04/26/2022 | Expert | 325.00 |
| 242756 | 01/05/2023 | Purissima Hills Water District | 08/26/2018 | Liability - Property Damage | 1,377.71 |
| 242757 | 01/05/2023 | East Orange County Water District | 07/02/2019 | Defense Attorney | 590.50 |
| 242758 | 01/05/2023 | South Coast Water District | 01/10/2022 | TTD | 2,197.86 |
| 242759 | 01/05/2023 | El Dorado Irrigation District | 07/14/2021 | Medical, general | 127.00 |
| 242760 | 01/05/2023 | Fair Oaks Water District | 09/29/2022 | Physical therapy | 226.62 |
| 242761 | 01/05/2023 | Panoche Water District | 08/17/2019 | Medical, general | 118.16 |
| 242762 | 01/05/2023 | South Tahoe Public Utility District | 06/16/2021 | Medical, general | 40.18 |
| 242763 | 01/05/2023 | Glenn-Colusa Irrigation District | 10/19/2021 | Medical, general | 95.66 |
| 242764 | 01/05/2023 | El Toro Water District | 05/31/2018 | DME Supplies | 45.00 |

From 01/01/2023
to 01/15/2023

ACWA Joint Powers Insurance Authority
Claims Payment Detail Report

Sorted By Check Date

| <u>Check Number</u> | <u>Check Date</u> | <u>District Name</u> | <u>Claim Date</u> | <u>Transaction Type</u> | <u>Amount</u> |
|---------------------|-------------------|--|-------------------|-------------------------|---------------|
| 242765 | 01/05/2023 | South Tahoe Public Utility District | 06/16/2021 | Bill Review Fee | 8.50 |
| 242765 | 01/05/2023 | South Tahoe Public Utility District | 06/16/2021 | Bill Review Fee | 21.63 |
| 242765 | 01/05/2023 | Mission Springs Water District | 05/11/2021 | Bill Review Fee | 8.50 |
| 242765 | 01/05/2023 | Mid-Peninsula Water District | 03/19/2021 | Bill Review Fee | 8.50 |
| 242765 | 01/05/2023 | Las Virgenes Municipal Water District | 07/13/2022 | Bill Review Fee | 8.50 |
| 242765 | 01/05/2023 | Glenn-Colusa Irrigation District | 10/19/2021 | Bill Review Fee | 8.50 |
| 242765 | 01/05/2023 | Alameda County Water District | 06/28/2022 | Bill Review Fee | 8.50 |
| 242766 | 01/05/2023 | Glenn-Colusa Irrigation District | 10/19/2021 | Med/Legal evaluation | 877.50 |
| 242767 | 01/05/2023 | Mission Springs Water District | 05/11/2021 | Med/Legal evaluation | 1,316.25 |
| 242768 | 01/05/2023 | Alameda County Water District | 09/16/2020 | PPD | 559.29 |
| 242769 | 01/05/2023 | Tuolumne Utilities District | 11/02/2020 | Med/Legal evaluation | 2,015.00 |
| 242770 | 01/05/2023 | Water Employee Services Authority | 10/26/2022 | Physical therapy | 111.09 |
| 242771 | 01/05/2023 | Fair Oaks Water District | 12/28/2021 | PPD | 6,960.00 |
| 242772 | 01/05/2023 | Alameda County Water District | 01/25/2021 | PPD | 580.00 |
| 242773 | 01/05/2023 | Sweetwater Authority | 06/16/2022 | Physical therapy | 92.04 |
| 242774 | 01/05/2023 | Orange County Water District | 10/03/2022 | Physical therapy | 121.27 |
| 242775 | 01/05/2023 | Orange County Water District | 10/03/2022 | Physical therapy | 121.27 |
| 242776 | 01/05/2023 | Mid-Peninsula Water District | 03/19/2021 | Med/Legal evaluation | 1,776.93 |
| 242777 | 01/05/2023 | Tahoe City Public Utility District | 08/11/2020 | PPD | 580.00 |
| 242778 | 01/05/2023 | Tahoe City Public Utility District | 05/08/2020 | PPD | 580.00 |
| 242779 | 01/05/2023 | Panoche Water District | 08/17/2019 | Med/Legal evaluation | 1,447.88 |
| 242780 | 01/05/2023 | Merced Irrigation District | 10/29/2020 | TTD | 289.00 |
| 242781 | 01/05/2023 | Merced Irrigation District | 10/29/2020 | TTD | 867.01 |
| 242782 | 01/05/2023 | Merced Irrigation District | 10/29/2020 | TTD | 433.50 |
| 242783 | 01/05/2023 | Sweetwater Authority | 12/15/2021 | Physical therapy | 151.82 |
| 242784 | 01/05/2023 | Mission Springs Water District | 07/07/2022 | Physical therapy | 120.28 |
| 242785 | 01/05/2023 | Diablo Water District | 12/07/2021 | Mileage | 20.24 |
| 242786 | 01/05/2023 | Yuba County Water Agency | 06/10/2022 | DME Supplies | 415.10 |
| 242787 | 01/05/2023 | Alameda County Water District | 06/28/2022 | DME Supplies | 393.70 |
| 242788 | 01/05/2023 | Solano Irrigation District | 09/13/2021 | Medical, general | 274.79 |
| 242789 | 01/05/2023 | Alameda County Water District | 06/28/2022 | Physical therapy | 142.73 |
| 242790 | 01/05/2023 | Fair Oaks Water District | 09/29/2022 | DME Supplies | 216.09 |
| 242791 | 01/05/2023 | Yorba Linda Water District | 09/09/2019 | Hospital (Outpatient) | 650.48 |
| 242792 | 01/05/2023 | San Luis & Delta-Mendota Water Authority | 07/18/2022 | Medical, general | 87.75 |
| 242793 | 01/05/2023 | Valley of the Moon Water District | 03/26/2020 | Physical therapy | 101.92 |
| 242794 | 01/05/2023 | Glenn-Colusa Irrigation District | 11/29/2021 | TTD | 1,536.00 |
| 242795 | 01/05/2023 | Otay Water District | 03/22/2022 | Medical, general | 140.01 |
| 242796 | 01/05/2023 | Helix Water District | 07/27/2022 | Physical therapy | 151.06 |
| 242797 | 01/05/2023 | Truckee Donner Public Utility District | 09/23/2022 | Medical, general | 117.06 |

From 01/01/2023
to 01/15/2023

ACWA Joint Powers Insurance Authority
Claims Payment Detail Report

Sorted By Check Date

| <u>Check Number</u> | <u>Check Date</u> | <u>District Name</u> | <u>Claim Date</u> | <u>Transaction Type</u> | <u>Amount</u> |
|---------------------|-------------------|---|-------------------|-------------------------|---------------|
| 242798 | 01/05/2023 | Truckee Donner Public Utility District | 09/23/2022 | Medical, general | 80.58 |
| 242799 | 01/05/2023 | Truckee Donner Public Utility District | 09/23/2022 | Medical, general | 80.58 |
| 242800 | 01/05/2023 | Las Virgenes Municipal Water District | 07/13/2022 | Physical therapy | 141.00 |
| 242801 | 01/05/2023 | Western Municipal Water District | 10/03/2022 | Physical therapy | 120.39 |
| 242802 | 01/05/2023 | Western Municipal Water District | 10/03/2022 | Physical therapy | 107.81 |
| 242803 | 01/05/2023 | Mission Springs Water District | 05/11/2021 | PPD | 580.00 |
| 242804 | 01/05/2023 | Mission Springs Water District | 05/19/2021 | PPD | 2,071.43 |
| 242805 | 01/05/2023 | Mission Springs Water District | 05/19/2021 | PD penalty | 207.14 |
| 242806 | 01/05/2023 | Valley Center Municipal Water District | 09/12/2018 | PPD | 580.00 |
| 2004224 | 01/09/2023 | Yuba County Water Agency | 05/08/2017 | PPD | 580.00 |
| 2004225 | 01/09/2023 | Solano Irrigation District | 06/05/2020 | Defense Attorney | 171.00 |
| 2004226 | 01/09/2023 | Moulton Niguel Water District | 06/01/2020 | Defense Attorney | 500.00 |
| 2004227 | 01/09/2023 | Yorba Linda Water District | 11/04/2021 | Expense General | 306.54 |
| 2004228 | 01/09/2023 | Yorba Linda Water District | 11/04/2021 | Defense Attorney | 5,109.00 |
| 2004229 | 01/09/2023 | Orange County Water District | 01/28/2022 | Expense General | 22.23 |
| 2004230 | 01/09/2023 | Orange County Water District | 01/28/2022 | Defense Attorney | 370.50 |
| 2004231 | 01/09/2023 | West Valley Water District | 10/02/2017 | Expense General | 171.19 |
| 2004232 | 01/09/2023 | West Valley Water District | 10/02/2017 | Defense Attorney | 486.50 |
| 2004233 | 01/09/2023 | Montecito Water District | 01/09/2018 | Expense General | 2,410.71 |
| 2004234 | 01/09/2023 | Montecito Water District | 01/09/2018 | Defense Attorney | 26,091.00 |
| 2004235 | 01/09/2023 | Santa Clarita Valley Water Agency | 01/05/2022 | Expense General | 1,021.47 |
| 2004236 | 01/09/2023 | Santa Clarita Valley Water Agency | 01/05/2022 | Defense Attorney | 4,986.50 |
| 2004237 | 01/09/2023 | Vista Irrigation District | 12/31/2018 | Defense Attorney | 105.00 |
| 2004238 | 01/09/2023 | Santa Clarita Valley Water Agency | 04/16/2020 | Defense Attorney | 290.00 |
| 2004239 | 01/09/2023 | Yuima Municipal Water District | 02/08/2021 | Defense Attorney | 358.50 |
| 2004240 | 01/09/2023 | Goleta Water District | 11/26/2021 | Defense Attorney | 253.50 |
| 2004241 | 01/09/2023 | Otay Water District | 01/03/2021 | Expense General | 23.16 |
| 2004242 | 01/09/2023 | Otay Water District | 01/03/2021 | Defense Attorney | 307.50 |
| 2004243 | 01/09/2023 | Vallecitos Water District | 02/14/2022 | Adjuster | 1,593.90 |
| 2004244 | 01/09/2023 | Elsinore Valley Municipal Water District | 05/05/2014 | Pharmacy | 51.48 |
| 2004245 | 01/09/2023 | Kings River Conservation District | 11/18/2016 | Pharmacy | 13.89 |
| 2004246 | 01/09/2023 | Sweetwater Authority | 12/07/2022 | Pharmacy | 40.84 |
| 2004247 | 01/09/2023 | Rosedale-Rio Bravo Water Storage District | 08/07/2019 | Expense General | 7.00 |
| 2004248 | 01/09/2023 | Rosedale-Rio Bravo Water Storage District | 08/07/2019 | Defense Attorney | 594.00 |
| 2004249 | 01/09/2023 | Merced Irrigation District | 08/16/2020 | Defense Attorney | 287.00 |
| 2004250 | 01/09/2023 | Glenn-Colusa Irrigation District | 03/02/2021 | Defense Attorney | 61.50 |
| 2004251 | 01/09/2023 | Water Employee Services Authority | 09/30/2021 | Defense Attorney | 635.50 |
| 2004252 | 01/09/2023 | Lindsay-Strathmore Irrigation District | 04/15/2021 | Defense Attorney | 82.00 |
| 2004253 | 01/09/2023 | Fair Oaks Water District | 10/26/2021 | Defense Attorney | 430.50 |

From 01/01/2023
to 01/15/2023

ACWA Joint Powers Insurance Authority
Claims Payment Detail Report

Sorted By Check Date

| <u>Check Number</u> | <u>Check Date</u> | <u>District Name</u> | <u>Claim Date</u> | <u>Transaction Type</u> | <u>Amount</u> |
|---------------------|-------------------|---|-------------------|------------------------------|---------------|
| 2004254 | 01/09/2023 | San Juan Water District | 01/05/2022 | Defense Attorney | 1,455.50 |
| 2004255 | 01/09/2023 | Humboldt Bay Municipal Water District | 02/01/2021 | Defense Attorney | 2,152.50 |
| 242807 | 01/10/2023 | Ramona Municipal Water District | 11/28/2022 | Appraiser | 185.00 |
| 242808 | 01/10/2023 | Vista Irrigation District | 12/13/2022 | Liability - Property Damage | 500.00 |
| 242809 | 01/10/2023 | Vista Irrigation District | 12/13/2022 | Liability - Property Damage | 500.00 |
| 242810 | 01/10/2023 | Yuba County Water Agency | 12/20/2022 | Property - District Property | 2,876.89 |
| 242811 | 01/10/2023 | Chowchilla Water District | 11/09/2022 | Property - District Property | 7,331.82 |
| 242812 | 01/10/2023 | Helix Water District | 09/30/2022 | Liability - Small Claims | 1,219.35 |
| 242813 | 01/10/2023 | East Orange County Water District | 09/21/2022 | Property - District Property | 9,773.98 |
| 242814 | 01/10/2023 | La Habra Heights County Water District | 09/07/2022 | Expert | 4,961.25 |
| 242815 | 01/10/2023 | San Bernardino Valley Municipal Water Distr | 10/19/2022 | Liability - Property Damage | 25,024.65 |
| 242816 | 01/10/2023 | Palm Ranch Irrigation District | 11/13/2022 | Liability - Property Damage | 1,878.45 |
| 242817 | 01/10/2023 | El Dorado Irrigation District | 01/03/2022 | Appraiser | 1,409.58 |
| 242818 | 01/10/2023 | Santa Fe Irrigation District | 10/15/2022 | Medical, general | 111.27 |
| 242819 | 01/10/2023 | Sweetwater Authority | 06/16/2022 | TTD | 2,292.54 |
| 242820 | 01/10/2023 | Sweetwater Authority | 09/21/2022 | Physical therapy | 138.51 |
| 242821 | 01/10/2023 | Fair Oaks Water District | 09/29/2022 | Physical therapy | 149.73 |
| 242822 | 01/10/2023 | Sweetwater Authority | 09/21/2022 | Physical therapy | 73.96 |
| 242823 | 01/10/2023 | Water Employee Services Authority | 12/10/2018 | Photocopy | 230.00 |
| 242824 | 01/10/2023 | Vallecitos Water District | 10/15/2020 | Medical, general | 425.00 |
| 242825 | 01/10/2023 | South Tahoe Public Utility District | 08/21/2020 | Hospital (Inpatient) | 21,454.02 |
| 242826 | 01/10/2023 | Yuba County Water Agency | 06/10/2022 | TTD | 3,079.42 |
| 242827 | 01/10/2023 | Yuba County Water Agency | 06/10/2022 | Bill Review Fee | 8.50 |
| 242827 | 01/10/2023 | Yuba County Water Agency | 06/10/2022 | Bill Review Fee | 71.29 |
| 242827 | 01/10/2023 | Vallecitos Water District | 06/15/2022 | Bill Review Fee | 8.50 |
| 242827 | 01/10/2023 | Vallecitos Water District | 06/15/2022 | Bill Review Fee | 1.84 |
| 242827 | 01/10/2023 | Clear Creek Community Services District | 06/07/2022 | Bill Review Fee | 8.50 |
| 242827 | 01/10/2023 | Clear Creek Community Services District | 06/07/2022 | Bill Review Fee | 6.47 |
| 242827 | 01/10/2023 | Sweetwater Authority | 06/16/2022 | Bill Review Fee | 8.50 |
| 242827 | 01/10/2023 | Sweetwater Authority | 06/16/2022 | Bill Review Fee | 5.81 |
| 242827 | 01/10/2023 | Sweetwater Authority | 06/16/2022 | Bill Review Fee | 8.50 |
| 242827 | 01/10/2023 | Sweetwater Authority | 06/16/2022 | Bill Review Fee | 5.81 |
| 242827 | 01/10/2023 | Sweetwater Authority | 06/16/2022 | Bill Review Fee | 8.50 |
| 242827 | 01/10/2023 | Sweetwater Authority | 06/16/2022 | Bill Review Fee | 5.81 |
| 242827 | 01/10/2023 | Merced Irrigation District | 05/06/2022 | Bill Review Fee | 8.50 |
| 242827 | 01/10/2023 | Merced Irrigation District | 05/06/2022 | Bill Review Fee | 11.35 |
| 242827 | 01/10/2023 | El Toro Water District | 11/24/2021 | Bill Review Fee | 8.50 |
| 242827 | 01/10/2023 | El Toro Water District | 11/24/2021 | Bill Review Fee | 7.05 |
| 242827 | 01/10/2023 | South Coast Water District | 12/06/2021 | Bill Review Fee | 8.50 |

From 01/01/2023
to 01/15/2023

ACWA Joint Powers Insurance Authority
Claims Payment Detail Report

Sorted By Check Date

| <u>Check Number</u> | <u>Check Date</u> | <u>District Name</u> | <u>Claim Date</u> | <u>Transaction Type</u> | <u>Amount</u> |
|---------------------|-------------------|--|-------------------|-------------------------|---------------|
| 242827 | 01/10/2023 | South Coast Water District | 12/06/2021 | Bill Review Fee | 4.12 |
| 242827 | 01/10/2023 | Santa Clarita Valley Water Agency | 03/01/2022 | Bill Review Fee | 8.50 |
| 242827 | 01/10/2023 | Santa Clarita Valley Water Agency | 03/01/2022 | Bill Review Fee | 49.45 |
| 242827 | 01/10/2023 | Ramona Municipal Water District | 02/28/2022 | Bill Review Fee | 8.50 |
| 242827 | 01/10/2023 | Ramona Municipal Water District | 02/28/2022 | Bill Review Fee | 2.53 |
| 242827 | 01/10/2023 | Ramona Municipal Water District | 02/28/2022 | Bill Review Fee | 8.50 |
| 242827 | 01/10/2023 | Ramona Municipal Water District | 02/28/2022 | Bill Review Fee | 1.47 |
| 242827 | 01/10/2023 | Sweetwater Authority | 09/21/2022 | Bill Review Fee | 8.50 |
| 242827 | 01/10/2023 | Sweetwater Authority | 09/21/2022 | Bill Review Fee | 8.50 |
| 242827 | 01/10/2023 | Sweetwater Authority | 09/21/2022 | Bill Review Fee | 8.50 |
| 242827 | 01/10/2023 | Fair Oaks Water District | 09/29/2022 | Bill Review Fee | 8.50 |
| 242827 | 01/10/2023 | Truckee Donner Public Utility District | 09/23/2022 | Bill Review Fee | 8.50 |
| 242827 | 01/10/2023 | Truckee Donner Public Utility District | 09/23/2022 | Bill Review Fee | 8.50 |
| 242827 | 01/10/2023 | Truckee Donner Public Utility District | 09/23/2022 | Bill Review Fee | 8.50 |
| 242827 | 01/10/2023 | Orange County Water District | 10/03/2022 | Bill Review Fee | 8.50 |
| 242827 | 01/10/2023 | Orange County Water District | 10/03/2022 | Bill Review Fee | 22.69 |
| 242827 | 01/10/2023 | Moulton Niguel Water District | 08/26/2022 | Bill Review Fee | 8.50 |
| 242827 | 01/10/2023 | Moulton Niguel Water District | 08/26/2022 | Bill Review Fee | 19.94 |
| 242827 | 01/10/2023 | Moulton Niguel Water District | 08/26/2022 | Bill Review Fee | 8.50 |
| 242827 | 01/10/2023 | Moulton Niguel Water District | 08/26/2022 | Bill Review Fee | 19.94 |
| 242827 | 01/10/2023 | Mesa Water District | 08/31/2022 | Bill Review Fee | 8.50 |
| 242827 | 01/10/2023 | Mesa Water District | 08/31/2022 | Bill Review Fee | 2.05 |
| 242827 | 01/10/2023 | Mesa Water District | 08/31/2022 | Bill Review Fee | 8.50 |
| 242827 | 01/10/2023 | Mesa Water District | 08/31/2022 | Bill Review Fee | 1.87 |
| 242827 | 01/10/2023 | Sweetwater Authority | 09/21/2022 | Bill Review Fee | 8.50 |
| 242827 | 01/10/2023 | Sweetwater Authority | 09/21/2022 | Bill Review Fee | 8.50 |
| 242827 | 01/10/2023 | Mission Springs Water District | 07/07/2022 | Bill Review Fee | 8.50 |
| 242827 | 01/10/2023 | Mission Springs Water District | 07/07/2022 | Bill Review Fee | 10.02 |
| 242827 | 01/10/2023 | Mission Springs Water District | 07/07/2022 | Bill Review Fee | 8.50 |
| 242827 | 01/10/2023 | Mission Springs Water District | 07/07/2022 | Bill Review Fee | 10.02 |
| 242827 | 01/10/2023 | Tahoe City Public Utility District | 07/11/2022 | Bill Review Fee | 12.32 |
| 242827 | 01/10/2023 | Tahoe City Public Utility District | 07/11/2022 | Bill Review Fee | 18.18 |
| 242827 | 01/10/2023 | Tahoe City Public Utility District | 07/11/2022 | Bill Review Fee | 18.18 |
| 242827 | 01/10/2023 | Tahoe City Public Utility District | 07/11/2022 | Bill Review Fee | 18.18 |
| 242827 | 01/10/2023 | Tahoe City Public Utility District | 07/11/2022 | Bill Review Fee | 18.18 |
| 242827 | 01/10/2023 | South Tahoe Public Utility District | 08/21/2020 | Bill Review Fee | 8.50 |
| 242827 | 01/10/2023 | South Tahoe Public Utility District | 08/21/2020 | Bill Review Fee | 87.57 |
| 242827 | 01/10/2023 | Joshua Basin Water District | 04/16/2020 | Bill Review Fee | 8.50 |
| 242827 | 01/10/2023 | Tahoe City Public Utility District | 08/11/2020 | Bill Review Fee | 8.50 |

From 01/01/2023
to 01/15/2023

ACWA Joint Powers Insurance Authority
Claims Payment Detail Report

Sorted By Check Date

| <u>Check Number</u> | <u>Check Date</u> | <u>District Name</u> | <u>Claim Date</u> | <u>Transaction Type</u> | <u>Amount</u> |
|---------------------|-------------------|---|-------------------|-------------------------|---------------|
| 242827 | 01/10/2023 | Tahoe City Public Utility District | 08/11/2020 | Bill Review Fee | 0.49 |
| 242827 | 01/10/2023 | South Tahoe Public Utility District | 08/21/2020 | Bill Review Fee | 2.14 |
| 242827 | 01/10/2023 | Soquel Creek Water District | 11/16/2020 | Bill Review Fee | 3.19 |
| 242827 | 01/10/2023 | Mid-Peninsula Water District | 03/19/2021 | Bill Review Fee | 8.50 |
| 242827 | 01/10/2023 | Mid-Peninsula Water District | 03/19/2021 | Bill Review Fee | 20.19 |
| 242827 | 01/10/2023 | Mid-Peninsula Water District | 03/19/2021 | Bill Review Fee | 8.50 |
| 242827 | 01/10/2023 | Mid-Peninsula Water District | 03/19/2021 | Bill Review Fee | 2.89 |
| 242827 | 01/10/2023 | Mid-Peninsula Water District | 03/19/2021 | Bill Review Fee | 8.50 |
| 242827 | 01/10/2023 | Mid-Peninsula Water District | 03/19/2021 | Bill Review Fee | 2.89 |
| 242827 | 01/10/2023 | Calleguas Municipal Water District | 09/22/2021 | Bill Review Fee | 8.50 |
| 242827 | 01/10/2023 | Calleguas Municipal Water District | 09/22/2021 | Bill Review Fee | 9.76 |
| 242827 | 01/10/2023 | Calleguas Municipal Water District | 09/22/2021 | Bill Review Fee | 8.50 |
| 242827 | 01/10/2023 | Calleguas Municipal Water District | 09/22/2021 | Bill Review Fee | 9.12 |
| 242827 | 01/10/2023 | Calleguas Municipal Water District | 09/22/2021 | Bill Review Fee | 8.50 |
| 242827 | 01/10/2023 | Calleguas Municipal Water District | 09/22/2021 | Bill Review Fee | 4.56 |
| 242827 | 01/10/2023 | Centerville Community Services District | 11/09/2021 | Bill Review Fee | 8.50 |
| 242827 | 01/10/2023 | Centerville Community Services District | 11/09/2021 | Bill Review Fee | 12.62 |
| 242827 | 01/10/2023 | Clear Creek Community Services District | 10/19/2021 | Bill Review Fee | 8.50 |
| 242827 | 01/10/2023 | Clear Creek Community Services District | 10/19/2021 | Bill Review Fee | 3.53 |
| 242827 | 01/10/2023 | Glenn-Colusa Irrigation District | 06/21/2021 | Bill Review Fee | 8.50 |
| 242827 | 01/10/2023 | Glenn-Colusa Irrigation District | 06/21/2021 | Bill Review Fee | 25.00 |
| 242827 | 01/10/2023 | Santa Clarita Valley Water Agency | 09/02/2021 | Bill Review Fee | 8.50 |
| 242827 | 01/10/2023 | Santa Clarita Valley Water Agency | 09/02/2021 | Bill Review Fee | 1.30 |
| 242827 | 01/10/2023 | Santa Clarita Valley Water Agency | 09/02/2021 | Bill Review Fee | 8.50 |
| 242827 | 01/10/2023 | Santa Clarita Valley Water Agency | 09/02/2021 | Bill Review Fee | 3.84 |
| 242827 | 01/10/2023 | Carpinteria Valley Water District | 03/19/2018 | Bill Review Fee | 8.50 |
| 242827 | 01/10/2023 | Clearlake Oaks County Water District | 01/12/2015 | Bill Review Fee | 8.50 |
| 242827 | 01/10/2023 | Clearlake Oaks County Water District | 01/12/2015 | Bill Review Fee | 2.55 |
| 242827 | 01/10/2023 | San Luis Water District | 08/09/2013 | Bill Review Fee | 8.50 |
| 242827 | 01/10/2023 | San Luis Water District | 08/09/2013 | Bill Review Fee | 2.85 |
| 242827 | 01/10/2023 | Sweetwater Authority | 03/17/2010 | Bill Review Fee | 8.50 |
| 242827 | 01/10/2023 | Panoche Water District | 08/17/2019 | Bill Review Fee | 8.50 |
| 242827 | 01/10/2023 | Laguna Beach County Water District | 10/29/2019 | Bill Review Fee | 8.50 |
| 242827 | 01/10/2023 | Laguna Beach County Water District | 10/29/2019 | Bill Review Fee | 8.04 |
| 242827 | 01/10/2023 | Carmichael Water District | 12/12/2019 | Bill Review Fee | 8.50 |
| 242827 | 01/10/2023 | Carmichael Water District | 12/12/2019 | Bill Review Fee | 18.96 |
| 242827 | 01/10/2023 | Carmichael Water District | 12/12/2019 | Bill Review Fee | 8.50 |
| 242827 | 01/10/2023 | Carmichael Water District | 12/12/2019 | Bill Review Fee | 5.75 |
| 242827 | 01/10/2023 | Walnut Valley Water District | 12/26/2019 | Bill Review Fee | 8.50 |

From 01/01/2023
to 01/15/2023

ACWA Joint Powers Insurance Authority
Claims Payment Detail Report

Sorted By Check Date

| <u>Check Number</u> | <u>Check Date</u> | <u>District Name</u> | <u>Claim Date</u> | <u>Transaction Type</u> | <u>Amount</u> |
|---------------------|-------------------|--|-------------------|-------------------------|---------------|
| 242827 | 01/10/2023 | Walnut Valley Water District | 12/26/2019 | Bill Review Fee | 36.26 |
| 242827 | 01/10/2023 | Santa Fe Irrigation District | 10/15/2022 | Bill Review Fee | 8.50 |
| 242827 | 01/10/2023 | Santa Fe Irrigation District | 10/15/2022 | Bill Review Fee | 19.18 |
| 242827 | 01/10/2023 | Fallbrook Public Utility District | 10/11/2022 | Bill Review Fee | 8.50 |
| 242827 | 01/10/2023 | Fallbrook Public Utility District | 10/11/2022 | Bill Review Fee | 5.77 |
| 242827 | 01/10/2023 | Santa Fe Irrigation District | 10/15/2022 | Bill Review Fee | 8.50 |
| 242827 | 01/10/2023 | Santa Fe Irrigation District | 10/15/2022 | Bill Review Fee | 4.40 |
| 242827 | 01/10/2023 | Santa Fe Irrigation District | 10/15/2022 | Bill Review Fee | 8.50 |
| 242827 | 01/10/2023 | Santa Fe Irrigation District | 10/15/2022 | Bill Review Fee | 4.40 |
| 242827 | 01/10/2023 | Truckee Donner Public Utility District | 08/29/2022 | Bill Review Fee | 8.50 |
| 242827 | 01/10/2023 | San Dieguito Water District | 10/04/2022 | Bill Review Fee | 8.50 |
| 242827 | 01/10/2023 | San Dieguito Water District | 10/04/2022 | Bill Review Fee | 1.50 |
| 242827 | 01/10/2023 | San Dieguito Water District | 10/04/2022 | Bill Review Fee | 8.50 |
| 242827 | 01/10/2023 | San Dieguito Water District | 10/04/2022 | Bill Review Fee | 1.84 |
| 242827 | 01/10/2023 | San Dieguito Water District | 10/04/2022 | Bill Review Fee | 8.50 |
| 242827 | 01/10/2023 | San Dieguito Water District | 10/04/2022 | Bill Review Fee | 2.69 |
| 242827 | 01/10/2023 | Water Employee Services Authority | 10/26/2022 | Bill Review Fee | 8.50 |
| 242827 | 01/10/2023 | Water Employee Services Authority | 10/26/2022 | Bill Review Fee | 9.25 |
| 242827 | 01/10/2023 | Marina Coast Water District | 10/19/2022 | Bill Review Fee | 8.50 |
| 242827 | 01/10/2023 | Marina Coast Water District | 10/19/2022 | Bill Review Fee | 2.57 |
| 242827 | 01/10/2023 | Marina Coast Water District | 10/19/2022 | Bill Review Fee | 8.50 |
| 242827 | 01/10/2023 | Marina Coast Water District | 10/19/2022 | Bill Review Fee | 3.36 |
| 242827 | 01/10/2023 | Tahoe City Public Utility District | 11/01/2022 | Bill Review Fee | 8.50 |
| 242827 | 01/10/2023 | Tahoe City Public Utility District | 11/01/2022 | Bill Review Fee | 13.70 |
| 242827 | 01/10/2023 | Merced Irrigation District | 10/27/2022 | Bill Review Fee | 8.50 |
| 242827 | 01/10/2023 | Merced Irrigation District | 10/27/2022 | Bill Review Fee | 20.31 |
| 242827 | 01/10/2023 | Beaumont-Cherry Valley Water District | 09/11/2022 | Bill Review Fee | 8.50 |
| 242827 | 01/10/2023 | Beaumont-Cherry Valley Water District | 09/11/2022 | Bill Review Fee | 13.32 |
| 242827 | 01/10/2023 | Moulton Niguel Water District | 10/27/2022 | Bill Review Fee | 8.50 |
| 242827 | 01/10/2023 | Moulton Niguel Water District | 10/27/2022 | Bill Review Fee | 19.94 |
| 242827 | 01/10/2023 | Sweetwater Authority | 11/15/2022 | Bill Review Fee | 8.50 |
| 242827 | 01/10/2023 | Sweetwater Authority | 11/15/2022 | Bill Review Fee | 8.50 |
| 242827 | 01/10/2023 | Moulton Niguel Water District | 11/14/2022 | Bill Review Fee | 8.50 |
| 242827 | 01/10/2023 | Moulton Niguel Water District | 11/14/2022 | Bill Review Fee | 19.94 |
| 242827 | 01/10/2023 | Vista Irrigation District | 10/17/2022 | Bill Review Fee | 8.50 |
| 242827 | 01/10/2023 | Vista Irrigation District | 10/17/2022 | Bill Review Fee | 2.53 |
| 242827 | 01/10/2023 | Desert Water Agency | 12/14/2022 | Bill Review Fee | 8.50 |
| 242827 | 01/10/2023 | Desert Water Agency | 12/14/2022 | Bill Review Fee | 2.96 |
| 242827 | 01/10/2023 | Mesa Water District | 12/14/2022 | Bill Review Fee | 8.50 |

From 01/01/2023
to 01/15/2023

ACWA Joint Powers Insurance Authority
Claims Payment Detail Report

Sorted By Check Date

| <u>Check Number</u> | <u>Check Date</u> | <u>District Name</u> | <u>Claim Date</u> | <u>Transaction Type</u> | <u>Amount</u> |
|---------------------|-------------------|--|-------------------|-------------------------|---------------|
| 242827 | 01/10/2023 | Mesa Water District | 12/14/2022 | Bill Review Fee | 5.65 |
| 242827 | 01/10/2023 | Mesa Water District | 12/14/2022 | Bill Review Fee | 8.50 |
| 242827 | 01/10/2023 | Mesa Water District | 12/14/2022 | Bill Review Fee | 1.87 |
| 242827 | 01/10/2023 | Desert Water Agency | 12/14/2022 | Bill Review Fee | 8.50 |
| 242827 | 01/10/2023 | Desert Water Agency | 12/14/2022 | Bill Review Fee | 2.45 |
| 242827 | 01/10/2023 | San Dieguito Water District | 12/09/2022 | Bill Review Fee | 8.50 |
| 242827 | 01/10/2023 | San Dieguito Water District | 12/09/2022 | Bill Review Fee | 3.72 |
| 242827 | 01/10/2023 | San Dieguito Water District | 12/09/2022 | Bill Review Fee | 8.50 |
| 242827 | 01/10/2023 | San Dieguito Water District | 12/09/2022 | Bill Review Fee | 1.84 |
| 242827 | 01/10/2023 | San Dieguito Water District | 12/09/2022 | Bill Review Fee | 8.50 |
| 242827 | 01/10/2023 | San Dieguito Water District | 12/09/2022 | Bill Review Fee | 2.53 |
| 242828 | 01/10/2023 | San Luis & Delta-Mendota Water Authority | 02/10/2020 | Legal (Defense) | 171.50 |
| 242829 | 01/10/2023 | Yorba Linda Water District | 09/09/2019 | Legal (Defense) | 126.18 |
| 242830 | 01/10/2023 | South Coast Water District | 02/10/2021 | Legal (Defense) | 90.13 |
| 242831 | 01/10/2023 | Laguna Beach County Water District | 10/29/2019 | Legal (Defense) | 36.05 |
| 242832 | 01/10/2023 | Orange County Water District | 02/21/2002 | Legal (Defense) | 108.15 |
| 242833 | 01/10/2023 | Elsinore Valley Municipal Water District | 05/05/2014 | Legal (Defense) | 504.70 |
| 242834 | 01/10/2023 | Carmichael Water District | 12/12/2019 | Legal (Defense) | 54.08 |
| 242835 | 01/10/2023 | Tahoe City Public Utility District | 08/11/2020 | Legal (Defense) | 306.43 |
| 242836 | 01/10/2023 | Clearlake Oaks County Water District | 12/11/2020 | Legal (Defense) | 2,237.15 |
| 242837 | 01/10/2023 | Fresno Metropolitan Flood Control District | 08/25/2018 | Legal (Defense) | 643.24 |
| 242838 | 01/10/2023 | San Juan Water District | 08/28/2003 | Legal (Defense) | 1,027.43 |
| 242839 | 01/10/2023 | San Luis & Delta-Mendota Water Authority | 03/28/2019 | Legal (Defense) | 684.95 |
| 242840 | 01/10/2023 | Solano Irrigation District | 07/15/2014 | Legal (Defense) | 252.35 |
| 242841 | 01/10/2023 | Soquel Creek Water District | 11/16/2020 | Legal (Defense) | 72.10 |
| 242842 | 01/10/2023 | Merced Irrigation District | 04/21/2020 | Legal (Defense) | 90.13 |
| 242843 | 01/10/2023 | Mission Springs Water District | 05/11/2021 | Legal (Defense) | 36.05 |
| 242844 | 01/10/2023 | Vallecitos Water District | 08/10/2022 | Investigation/Subrosa | 3,750.00 |
| 242845 | 01/10/2023 | Clear Creek Community Services District | 06/07/2022 | Physical therapy | 77.59 |
| 242846 | 01/10/2023 | Water Employee Services Authority | 10/26/2022 | Physical therapy | 111.09 |
| 242847 | 01/10/2023 | San Luis & Delta-Mendota Water Authority | 03/28/2019 | Deposition/Witness fees | 1,903.50 |
| 242848 | 01/10/2023 | Yolo County Flood Control & Water Conserv: | 11/21/1991 | Life pension | 84.00 |
| 242849 | 01/10/2023 | East Contra Costa Irrigation District | 10/05/2020 | Legal (Defense) | 142.40 |
| 242850 | 01/10/2023 | Sweetwater Authority | 06/16/2022 | Physical therapy | 92.04 |
| 242851 | 01/10/2023 | Sweetwater Authority | 06/16/2022 | Physical therapy | 92.04 |
| 242852 | 01/10/2023 | Sweetwater Authority | 06/16/2022 | Physical therapy | 92.04 |
| 242853 | 01/10/2023 | Soquel Creek Water District | 11/16/2020 | Medical, general | 143.60 |
| 242854 | 01/10/2023 | Tahoe City Public Utility District | 08/11/2020 | Case management service | 1,930.76 |
| 242855 | 01/10/2023 | Santa Clarita Valley Water Agency | 09/02/2021 | Med/Legal evaluation | 650.00 |

From 01/01/2023
to 01/15/2023

ACWA Joint Powers Insurance Authority
Claims Payment Detail Report

Sorted By Check Date

| <u>Check Number</u> | <u>Check Date</u> | <u>District Name</u> | <u>Claim Date</u> | <u>Transaction Type</u> | <u>Amount</u> |
|---------------------|-------------------|---|-------------------|-------------------------|---------------|
| 242856 | 01/10/2023 | Mid-Peninsula Water District | 03/19/2021 | TTD | 243.51 |
| 242857 | 01/10/2023 | Mid-Peninsula Water District | 03/19/2021 | TTD | 974.02 |
| 242858 | 01/10/2023 | Tahoe City Public Utility District | 08/11/2020 | Diagnostics | 70.16 |
| 242859 | 01/10/2023 | East Contra Costa Irrigation District | 03/03/2022 | TTD | 2,545.74 |
| 242860 | 01/10/2023 | Mission Springs Water District | 07/07/2022 | Physical therapy | 120.28 |
| 242861 | 01/10/2023 | Alameda County Water District | 06/28/2022 | Medical, general | 13.99 |
| 242862 | 01/10/2023 | Panoche Water District | 08/17/2019 | Medical Interpreter | 90.00 |
| 242863 | 01/10/2023 | San Bernardino Valley Municipal Water Distr | 08/19/2022 | Photocopy | 183.18 |
| 242864 | 01/10/2023 | San Bernardino Valley Municipal Water Distr | 08/19/2022 | Photocopy | 183.18 |
| 242865 | 01/10/2023 | San Bernardino Valley Municipal Water Distr | 08/19/2022 | Photocopy | 183.18 |
| 242866 | 01/10/2023 | San Bernardino Valley Municipal Water Distr | 08/19/2022 | Photocopy | 183.18 |
| 242867 | 01/10/2023 | San Bernardino Valley Municipal Water Distr | 08/19/2022 | Photocopy | 172.40 |
| 242868 | 01/10/2023 | San Luis Water District | 08/09/2013 | Medical, general | 151.63 |
| 242869 | 01/10/2023 | Yuba County Water Agency | 06/10/2022 | Surgery Costs | 1,615.87 |
| 242870 | 01/10/2023 | Crescenta Valley Water District | 12/29/2021 | Mileage | 4.52 |
| 242871 | 01/10/2023 | Sweetwater Authority | 03/17/2010 | Medical, general | 144.00 |
| 242872 | 01/10/2023 | Sweetwater Authority | 11/15/2022 | Medical, general | 199.00 |
| 242873 | 01/10/2023 | Sweetwater Authority | 11/15/2022 | Medical, general | 206.68 |
| 242874 | 01/10/2023 | Sweetwater Authority | 09/21/2022 | Medical, general | 126.38 |
| 242875 | 01/10/2023 | Sweetwater Authority | 09/21/2022 | Medical, general | 126.38 |
| 242876 | 01/10/2023 | Sweetwater Authority | 09/21/2022 | Medical, general | 83.64 |
| 242877 | 01/10/2023 | Tahoe City Public Utility District | 07/11/2022 | Physical therapy | 137.33 |
| 242878 | 01/10/2023 | Tahoe City Public Utility District | 07/11/2022 | Physical therapy | 116.09 |
| 242879 | 01/10/2023 | Tahoe City Public Utility District | 07/11/2022 | Physical therapy | 116.09 |
| 242880 | 01/10/2023 | Tahoe City Public Utility District | 07/11/2022 | Physical therapy | 116.09 |
| 242881 | 01/10/2023 | Tahoe City Public Utility District | 07/11/2022 | Physical therapy | 116.09 |
| 242882 | 01/10/2023 | Mid-Peninsula Water District | 03/19/2021 | Medical, general | 219.46 |
| 242883 | 01/10/2023 | Carpinteria Valley Water District | 03/19/2018 | Med/Legal evaluation | 1,316.25 |
| 242884 | 01/10/2023 | South Coast Water District | 12/06/2021 | Medical, general | 29.66 |
| 242885 | 01/10/2023 | Joshua Basin Water District | 04/16/2020 | Anesthesiologist | 446.88 |
| 242886 | 01/10/2023 | El Toro Water District | 11/24/2021 | Medical, general | 107.39 |
| 242887 | 01/10/2023 | Western Municipal Water District | 10/23/2007 | Legal (Defense) | 64.00 |
| 242888 | 01/10/2023 | Calleguas Municipal Water District | 09/22/2021 | Physical therapy | 206.52 |
| 242889 | 01/10/2023 | Calleguas Municipal Water District | 09/22/2021 | Physical therapy | 103.26 |
| 242890 | 01/10/2023 | Calleguas Municipal Water District | 09/22/2021 | Physical therapy | 221.14 |
| 242891 | 01/10/2023 | South Tahoe Public Utility District | 06/25/2019 | PPD | 580.00 |
| 242892 | 01/10/2023 | San Luis Water District | 08/09/2013 | Legal (Defense) | 111.00 |
| 2004256 | 01/11/2023 | Palmdale Water District | 08/20/2021 | Defense Attorney | 22.00 |
| 2004257 | 01/11/2023 | Palmdale Water District | 08/20/2021 | Expense General | 163.32 |

From 01/01/2023
to 01/15/2023

ACWA Joint Powers Insurance Authority
Claims Payment Detail Report

Sorted By Check Date

| <u>Check Number</u> | <u>Check Date</u> | <u>District Name</u> | <u>Claim Date</u> | <u>Transaction Type</u> | <u>Amount</u> |
|---------------------|-------------------|---|-------------------|-----------------------------|---------------|
| 2004258 | 01/11/2023 | Solano Irrigation District | 02/13/2019 | Defense Attorney | 167.50 |
| 2004259 | 01/11/2023 | Solano Irrigation District | 02/13/2019 | Expense General | 94.00 |
| 2004260 | 01/11/2023 | Sacramento Suburban Water District | 12/19/2019 | Defense Attorney | 2,225.00 |
| 2004261 | 01/11/2023 | South Tahoe Public Utility District | 05/28/2020 | Defense Attorney | 123.00 |
| 2004262 | 01/11/2023 | Solano Irrigation District | 06/05/2020 | Defense Attorney | 41.00 |
| 2004263 | 01/11/2023 | Otay Water District | 08/04/2021 | Defense Attorney | 2,677.50 |
| 2004264 | 01/11/2023 | La Habra Heights County Water District | 09/07/2022 | Adjuster | 2,542.95 |
| 242893 | 01/11/2023 | Merced Irrigation District | 05/30/2022 | Liability - Property Damage | 21,542.34 |
| 242894 | 01/11/2023 | Santa Fe Irrigation District | 04/02/2022 | Liability - Property Damage | 20,589.88 |
| 242895 | 01/11/2023 | Clear Creek Community Services District | 10/19/2021 | Medical, general | 127.00 |
| 242896 | 01/11/2023 | South Tahoe Public Utility District | 08/21/2020 | Physical therapy | 523.40 |
| 242897 | 01/11/2023 | Carmichael Water District | 12/12/2019 | Medical, general | 120.51 |
| 242898 | 01/11/2023 | Vista Irrigation District | 10/17/2022 | Medical, general | 191.96 |
| 242899 | 01/11/2023 | Mesa Water District | 08/31/2022 | Chiropractor | 155.55 |
| 242900 | 01/11/2023 | San Dieguito Water District | 12/09/2022 | Medical, general | 282.30 |
| 242901 | 01/11/2023 | Mesa Water District | 12/14/2022 | Medical, general | 429.36 |
| 242902 | 01/11/2023 | Mesa Water District | 12/14/2022 | Medical, general | 142.07 |
| 242903 | 01/11/2023 | San Dieguito Water District | 10/04/2022 | Physical therapy | 114.07 |
| 242904 | 01/11/2023 | Vallecitos Water District | 06/15/2022 | Medical, general | 140.01 |
| 242905 | 01/11/2023 | San Dieguito Water District | 10/04/2022 | Medical, general | 140.01 |
| 242906 | 01/11/2023 | Mesa Water District | 08/31/2022 | Medical, general | 142.07 |
| 242907 | 01/11/2023 | San Dieguito Water District | 10/04/2022 | Physical therapy | 204.24 |
| 242908 | 01/11/2023 | San Dieguito Water District | 12/09/2022 | Medical, general | 140.01 |
| 242909 | 01/11/2023 | San Dieguito Water District | 12/09/2022 | Medical, general | 191.96 |
| 242910 | 01/11/2023 | Mesa Water District | 12/14/2022 | Bill Review Fee | 8.50 |
| 242910 | 01/11/2023 | Mesa Water District | 12/14/2022 | Bill Review Fee | 2.27 |
| 242910 | 01/11/2023 | Beaumont-Cherry Valley Water District | 11/16/2022 | Bill Review Fee | 8.50 |
| 242910 | 01/11/2023 | Beaumont-Cherry Valley Water District | 11/16/2022 | Bill Review Fee | 13.42 |
| 242910 | 01/11/2023 | Sweetwater Authority | 11/04/2022 | Bill Review Fee | 8.50 |
| 242910 | 01/11/2023 | Western Municipal Water District | 10/03/2022 | Bill Review Fee | 8.50 |
| 242910 | 01/11/2023 | Western Municipal Water District | 10/03/2022 | Bill Review Fee | 4.28 |
| 242910 | 01/11/2023 | Moulton Niguel Water District | 10/11/2022 | Bill Review Fee | 8.50 |
| 242910 | 01/11/2023 | Moulton Niguel Water District | 10/11/2022 | Bill Review Fee | 15.08 |
| 242910 | 01/11/2023 | Beaumont-Cherry Valley Water District | 09/11/2022 | Bill Review Fee | 8.50 |
| 242910 | 01/11/2023 | Beaumont-Cherry Valley Water District | 09/11/2022 | Bill Review Fee | 13.76 |
| 242910 | 01/11/2023 | Truckee Donner Public Utility District | 09/12/2022 | Bill Review Fee | 8.50 |
| 242910 | 01/11/2023 | Truckee Donner Public Utility District | 09/12/2022 | Bill Review Fee | 18.31 |
| 242910 | 01/11/2023 | Orange County Water District | 10/03/2022 | Bill Review Fee | 8.50 |
| 242910 | 01/11/2023 | Orange County Water District | 10/03/2022 | Bill Review Fee | 5.35 |

From 01/01/2023
to 01/15/2023

ACWA Joint Powers Insurance Authority
Claims Payment Detail Report

Sorted By Check Date

| <u>Check Number</u> | <u>Check Date</u> | <u>District Name</u> | <u>Claim Date</u> | <u>Transaction Type</u> | <u>Amount</u> |
|---------------------|-------------------|---|-------------------|-------------------------|---------------|
| 242910 | 01/11/2023 | Tahoe City Public Utility District | 07/11/2022 | Bill Review Fee | 11.47 |
| 242910 | 01/11/2023 | Tahoe City Public Utility District | 07/11/2022 | Bill Review Fee | 8.50 |
| 242910 | 01/11/2023 | Sweetwater Authority | 07/13/2022 | Bill Review Fee | 8.50 |
| 242910 | 01/11/2023 | Otay Water District | 06/15/2022 | Bill Review Fee | 8.50 |
| 242910 | 01/11/2023 | Otay Water District | 06/15/2022 | Bill Review Fee | 11.54 |
| 242910 | 01/11/2023 | Sweetwater Authority | 04/25/2022 | Bill Review Fee | 8.50 |
| 242910 | 01/11/2023 | Sweetwater Authority | 04/25/2022 | Bill Review Fee | 3.70 |
| 242910 | 01/11/2023 | Walnut Valley Water District | 12/26/2019 | Bill Review Fee | 8.50 |
| 242910 | 01/11/2023 | Walnut Valley Water District | 12/26/2019 | Bill Review Fee | 26.75 |
| 242910 | 01/11/2023 | Tahoe City Public Utility District | 05/08/2020 | Bill Review Fee | 8.50 |
| 242910 | 01/11/2023 | Tahoe City Public Utility District | 05/08/2020 | Bill Review Fee | 18.31 |
| 242910 | 01/11/2023 | Corcoran Irrigation District | 01/09/2015 | Bill Review Fee | 8.50 |
| 242910 | 01/11/2023 | Corcoran Irrigation District | 01/09/2015 | Bill Review Fee | 6.91 |
| 242910 | 01/11/2023 | Mid-Peninsula Water District | 03/19/2021 | Bill Review Fee | 8.50 |
| 242910 | 01/11/2023 | Mid-Peninsula Water District | 03/19/2021 | Bill Review Fee | 18.37 |
| 242911 | 01/11/2023 | Desert Water Agency | 12/14/2022 | Medical, general | 224.75 |
| 242912 | 01/11/2023 | Desert Water Agency | 12/14/2022 | Medical, general | 185.72 |
| 242913 | 01/11/2023 | Centerville Community Services District | 11/09/2021 | Medical, general | 105.77 |
| 242914 | 01/11/2023 | Laguna Beach County Water District | 10/29/2019 | Medical, general | 215.27 |
| 242915 | 01/11/2023 | Clearlake Oaks County Water District | 01/12/2015 | Medical, general | 193.80 |
| 242916 | 01/11/2023 | Orange County Water District | 10/03/2022 | Medical, general | 114.23 |
| 242917 | 01/11/2023 | Mission Springs Water District | 07/07/2022 | Physical therapy | 120.28 |
| 242918 | 01/11/2023 | Santa Clarita Valley Water Agency | 03/01/2022 | Medical, general | 1,120.95 |
| 242919 | 01/11/2023 | Santa Clarita Valley Water Agency | 09/02/2021 | Medical, general | 98.76 |
| 242920 | 01/11/2023 | Santa Clarita Valley Water Agency | 09/02/2021 | Medical, general | 291.73 |
| 242921 | 01/11/2023 | Fallbrook Public Utility District | 10/11/2022 | Medical, general | 306.60 |
| 242922 | 01/11/2023 | Marina Coast Water District | 10/19/2022 | Medical, general | 136.76 |
| 242923 | 01/11/2023 | Marina Coast Water District | 10/19/2022 | Medical, general | 178.39 |
| 242924 | 01/11/2023 | Santa Fe Irrigation District | 10/15/2022 | Physical therapy | 124.66 |
| 242925 | 01/11/2023 | Santa Fe Irrigation District | 10/15/2022 | Physical therapy | 124.66 |
| 242926 | 01/11/2023 | Beaumont-Cherry Valley Water District | 09/11/2022 | Medical, general | 105.77 |
| 242927 | 01/11/2023 | Glenn-Colusa Irrigation District | 06/21/2021 | Diagnostics | 302.50 |
| 242928 | 01/11/2023 | Merced Irrigation District | 05/06/2022 | Medical, general | 257.29 |
| 242929 | 01/11/2023 | Merced Irrigation District | 10/27/2022 | Medical, general | 112.26 |
| 242930 | 01/11/2023 | Ramona Municipal Water District | 02/28/2022 | Medical, general | 191.97 |
| 242931 | 01/11/2023 | Ramona Municipal Water District | 02/28/2022 | Medical, general | 111.36 |
| 242932 | 01/11/2023 | Mid-Peninsula Water District | 03/19/2021 | Medical, general | 181.58 |
| 242933 | 01/11/2023 | Moulton Niguel Water District | 10/27/2022 | Medical, general | 114.23 |
| 242934 | 01/11/2023 | Moulton Niguel Water District | 11/14/2022 | Medical, general | 114.23 |

From 01/01/2023
to 01/15/2023

ACWA Joint Powers Insurance Authority
Claims Payment Detail Report

Sorted By Check Date

| <u>Check Number</u> | <u>Check Date</u> | <u>District Name</u> | <u>Claim Date</u> | <u>Transaction Type</u> | <u>Amount</u> |
|---------------------|-------------------|--|-------------------|-----------------------------|---------------|
| 242935 | 01/11/2023 | Moulton Niguel Water District | 08/26/2022 | Medical, general | 114.23 |
| 242936 | 01/11/2023 | Moulton Niguel Water District | 08/26/2022 | Medical, general | 114.23 |
| 242937 | 01/11/2023 | Mid-Peninsula Water District | 03/19/2021 | Medical, general | 219.46 |
| 242938 | 01/11/2023 | Truckee Donner Public Utility District | 08/29/2022 | Physical therapy | 307.28 |
| 242939 | 01/11/2023 | Tahoe City Public Utility District | 11/01/2022 | Medical, general | 117.06 |
| 242940 | 01/11/2023 | Walnut Valley Water District | 12/26/2019 | Hospital (Outpatient) | 2,755.93 |
| 242941 | 01/12/2023 | South Tahoe Public Utility District | 08/31/2021 | Liability - Property Damage | 2,500.00 |
| 242942 | 01/12/2023 | Rainbow Municipal Water District | 08/09/2022 | Liability - Property Damage | 7,593.95 |
| 242943 | 01/12/2023 | Santa Clarita Valley Water Agency | 08/13/2020 | Expert | 7,200.00 |
| 242944 | 01/12/2023 | Berrenda Mesa Water District | 02/25/2013 | PPD | 460.00 |
| 242945 | 01/12/2023 | Sweetwater Authority | 04/25/2022 | Medical, general | 83.82 |
| 242946 | 01/12/2023 | Tahoe City Public Utility District | 05/27/2022 | Medical, general | 243.43 |
| 242947 | 01/12/2023 | Mesa Water District | 12/14/2022 | Medical, general | 172.73 |
| 242948 | 01/12/2023 | El Toro Water District | 05/31/2018 | Medical, general | 45.00 |
| 242949 | 01/12/2023 | El Toro Water District | 05/31/2018 | Bill Review Fee | 8.50 |
| 242949 | 01/12/2023 | Walnut Valley Water District | 12/26/2019 | Bill Review Fee | 43.08 |
| 242949 | 01/12/2023 | Solano Irrigation District | 09/13/2021 | Bill Review Fee | 8.50 |
| 242949 | 01/12/2023 | Yorba Linda Water District | 07/19/2021 | Bill Review Fee | 8.50 |
| 242949 | 01/12/2023 | Tahoe City Public Utility District | 05/27/2022 | Bill Review Fee | 8.50 |
| 242949 | 01/12/2023 | Tahoe City Public Utility District | 05/27/2022 | Bill Review Fee | 0.99 |
| 242949 | 01/12/2023 | Patterson Irrigation District | 06/17/2022 | Bill Review Fee | 8.50 |
| 242949 | 01/12/2023 | Las Virgenes Municipal Water District | 07/13/2022 | Bill Review Fee | 8.50 |
| 242949 | 01/12/2023 | Tahoe City Public Utility District | 07/11/2022 | Bill Review Fee | 18.18 |
| 242949 | 01/12/2023 | Tahoe City Public Utility District | 07/11/2022 | Bill Review Fee | 18.18 |
| 242949 | 01/12/2023 | Tahoe City Public Utility District | 07/11/2022 | Bill Review Fee | 18.18 |
| 242950 | 01/12/2023 | Walnut Valley Water District | 12/26/2019 | Anesthesiologist | 327.32 |
| 242951 | 01/12/2023 | Fresno Metropolitan Flood Control District | 08/25/2018 | Legal (Defense) | 735.94 |
| 242952 | 01/12/2023 | San Juan Water District | 08/28/2003 | Legal (Defense) | 36.05 |
| 242953 | 01/12/2023 | Solano Irrigation District | 09/13/2021 | Med/Legal evaluation | 2,015.00 |
| 242954 | 01/12/2023 | Orange County Water District | 10/03/2022 | Physical therapy | 121.27 |
| 242955 | 01/12/2023 | Otay Water District | 06/15/2022 | Physical therapy | 138.50 |
| 242956 | 01/12/2023 | Twentynine Palms Water District | 02/09/2021 | PPD | 580.00 |
| 242957 | 01/12/2023 | Tahoe City Public Utility District | 07/11/2022 | Medical, general | 107.00 |
| 242958 | 01/12/2023 | Corcoran Irrigation District | 01/09/2015 | Medical, general | 73.76 |
| 242959 | 01/12/2023 | Yorba Linda Water District | 07/19/2021 | Medical, general | 62.30 |
| 242960 | 01/12/2023 | Walnut Valley Water District | 12/26/2019 | Physical therapy | 321.00 |
| 242961 | 01/12/2023 | Beaumont-Cherry Valley Water District | 09/11/2022 | Medical, general | 73.76 |
| 242962 | 01/12/2023 | Beaumont-Cherry Valley Water District | 11/16/2022 | Medical, general | 111.29 |
| 242963 | 01/12/2023 | Mid-Peninsula Water District | 03/19/2021 | Surgery Costs | 661.26 |

From 01/01/2023
to 01/15/2023

ACWA Joint Powers Insurance Authority
Claims Payment Detail Report

Sorted By Check Date

| <u>Check Number</u> | <u>Check Date</u> | <u>District Name</u> | <u>Claim Date</u> | <u>Transaction Type</u> | <u>Amount</u> |
|---------------------|-------------------|--|-------------------|-------------------------|---------------|
| 242964 | 01/12/2023 | Western Municipal Water District | 10/03/2022 | Medical, general | 125.64 |
| 242965 | 01/12/2023 | Sweetwater Authority | 07/13/2022 | Medical, general | 144.00 |
| 242966 | 01/12/2023 | Sweetwater Authority | 11/04/2022 | Medical, general | 126.38 |
| 242967 | 01/12/2023 | Moulton Niguel Water District | 10/11/2022 | Medical, general | 89.23 |
| 242968 | 01/12/2023 | Tahoe City Public Utility District | 07/11/2022 | Physical therapy | 106.79 |
| 242969 | 01/12/2023 | Tahoe City Public Utility District | 07/11/2022 | Physical therapy | 116.09 |
| 242970 | 01/12/2023 | Tahoe City Public Utility District | 07/11/2022 | Physical therapy | 116.09 |
| 242971 | 01/12/2023 | Tahoe City Public Utility District | 07/11/2022 | Physical therapy | 116.09 |
| 242972 | 01/12/2023 | Truckee Donner Public Utility District | 09/12/2022 | Medical, general | 80.58 |
| 242973 | 01/12/2023 | Tahoe City Public Utility District | 05/08/2020 | Medical, general | 80.58 |
| 242974 | 01/12/2023 | Goleta Water District | 03/02/2021 | Deposition/Witness fees | 910.00 |
| 242975 | 01/12/2023 | Las Virgenes Municipal Water District | 07/13/2022 | Medical, general | 148.38 |
| 242976 | 01/12/2023 | Alameda County Water District | 03/19/2021 | PPD | 580.00 |
| 2004265 | 01/13/2023 | Helix Water District | 07/23/2019 | PPD | 580.00 |
| 2004266 | 01/13/2023 | Mesa Water District | 10/31/2012 | Life pension | 272.22 |