

# Executive Committee Meeting



YOUR BEST PROTECTION

ACWA JPIA  
2100 Professional Drive  
Roseville, CA 95661

Tuesday  
February 9, 2021  
1:00 p.m.

Chairman: E.G. “Jerry” Gladbach, Santa Clarita Valley Water Agency

Vice-chair: Thomas A. Cuquet, South Sutter Water District

Fred R. Bockmiller, Jr., Mesa Water District

David A. Drake, Rincon del Diablo Municipal Water District

Brent Hastey, Yuba Water Agency

Melody A. McDonald, San Bernardino Valley Water Conservation District

Randall J. Reed, Cucamonga Valley Water District

J. Bruce Rupp, Humboldt Bay Municipal Water District

Pamela Tobin, San Juan Water District

*Executive Committee Core Values*  
**Trust | Integrity | Listen | Good of the Whole**



YOUR BEST PROTECTION

## EXECUTIVE COMMITTEE MEETING

### AGENDA

[LINK TO ZOOM MEETING](#)

MEETING #: **661 516 2566**

PASSCODE: **1234**

ZOOM CALL IN #: **(669) 900-6833**

*Executive Committee Core Values*

*Trust | Integrity | Listen | Good of the Whole*

**Tuesday, February 9, 2021 – 1:00 p.m.**

This meeting shall consist of a simultaneous Zoom teleconference call at the ACWA JPIA, 2100 Professional Drive, Roseville, CA 95661 and remote sites.

### **WELCOME**

### **CALL TO ORDER AND ANNOUNCEMENT OF QUORUM**

**ANNOUNCEMENT RECORDING OF MEETING** This meeting may be recorded to assist in preparation of minutes. Recordings will only be kept 30 days following the meeting, as mandated by the California Brown Act.

### **PLEDGE OF ALLEGIANCE**

**PUBLIC COMMENT** Members of the public will be allowed to address the Executive Committee on any agenda item prior to the Committee's decision on the item. They will also be allowed to comment on any issues that they wish which may or may not be on the agenda. If anyone present wishes to be heard, please let the Chairman know.

### **INTRODUCTIONS**

### **ADDITIONS TO OR DELETIONS FROM THE AGENDA**

Presenter

Page#

#### **I. CONSENT AGENDA**

Gladbach

- \* A. Approve the minutes of the December 8, 2020 meeting.

1

B. Approve the JPIA disbursements of:

- Vendor Payments, Employee Benefits Claim Payments, Payroll, and summary of confidential claims payments for the Liability, Property, & Workers Compensation Programs:

December 1-15, 2020; December 16-30, 2020; January 1-15, 2021; and January 16-31, 2021.

Gladbach

- C. Approve an excused absence for any Executive Committee member.

## II. ADMINISTRATION

Gladbach

- A. Report on meetings attended on behalf of the JPIA.

Sells

- \* B. Review and take action on Executive Committee Per Diem rate. **4**

Sells

- \* C. Review and take action on the Finance and Audit Committee structure. **5**

## III. PROGRAMS

deBernardi

- \* A. Review and take action on the member refunds from the Rate Stabilization Fund. **7**

Sells

- \* B. Review and take action on the Liability, Property, and Workers' Compensation Claims Audit. **18**

## IV. RISK MANAGEMENT

Bockmiller

- \* A. Review of the Risk Management Committee meeting on February 9, 2021. **46**

## V. MEMBERSHIP

- A. Review and take action on membership applications. **48**

Watkins

- |                       |               |             |                |                |
|-----------------------|---------------|-------------|----------------|----------------|
|                       | <u>Agency</u> | <u>TIVs</u> | <u>Payroll</u> | <u>Program</u> |
| * Southwest Kings GSA |               |             | \$0            | Liability      |

## VI. MISCELLANEOUS

Gladbach

- A. Discuss future agenda items.

Sells

- \* B. CEO and Directors update. **49**

Sells

- \* C. Insurance Market update. **50**

Greenfield

- \* D. General Counsel update.

79

Gladbach

- E. Review the availability of the Committee members for upcoming meeting.

## **VII. CLOSED SESSION**

Conference with Legal Counsel (tort liability losses, public liability losses/claims, or workers' compensation liability claims) – Pursuant to Government Code Sec. 54956.95.

Nogosek

1. Benigni v. Lower Tule River ID

Nogosek

2. Castro v. Madera ID

Nogosek

3. City of Yorba Linda v. Yorba Linda WD

## **ADJOURN**

\*Related items enclosed.

***Americans with Disabilities Act*** – The JPIA conforms to the protections and prohibitions contained in Section 202 of the Americans with Disabilities Act of 1990 and the Federal Rules and Regulations adopted in implementation thereof. A request for disability-related modification or accommodation, in order to participate in a public meeting of the JPIA, shall be made to: Chimene Camacho, Executive Assistant to the CEO, ACWA JPIA, PO Box 619082, Roseville, CA 95661-9082; telephone (916) 786-5742. The JPIA's normal business hours are Monday – Friday, 7:30 a.m. to 4:30 p.m. (Government Code Section 54954.2, subdivision. (a)(1).)

Written materials relating to an item on this Agenda that are distributed to the JPIA's Executive Committee within 72 hours before it is to consider the item at its regularly scheduled meeting will be made available for public inspection at ACWA JPIA, 2100 Professional Drive, Roseville, CA 95661-3700; telephone (916) 786-5742. The JPIA's normal business hours are Monday – Friday, 7:30 a.m. to 4:30 p.m.



Unapproved Minutes

## Executive Committee Meeting

ACWA JPIA  
2100 Professional Drive  
Roseville, CA 95661  
(800) 231-5742

**December 8, 2020**

This meeting consisted of a simultaneous Zoom teleconference meeting at the ACWA JPIA, 2100 Professional Drive, Roseville, CA 95661 and remote sites.

### MEMBERS PRESENT

---

Chairman: E.G. "Jerry" Gladbach, Santa Clarita Valley Water Agency  
Thomas A. Cuquet, South Sutter Water District  
Fred R. Bockmiller, Mesa Water District  
David Drake, Rincon del Diablo Municipal Water District  
Brent Hastey, Yuba Water Agency  
Melody A. McDonald, San Bernardino Valley Water Conservation District  
Randall J. Reed, Cucamonga Valley Water District  
J. Bruce Rupp, Humboldt Bay Municipal Water District (*left meeting @ 1:29 p.m.*)  
Pamela Tobin, San Juan Water District, ACWA VP

### MEMBERS ABSENT

---

None.

### STAFF PRESENT

---

Chief Executive Officer/Secretary: Walter "Andy" Sells  
Chimene Camacho, HR Coordinator (*Recording Secretary*)  
David deBernardi, Director of Finance  
Robin Flint, Risk Control Manager  
Robert Greenfield, General Counsel  
Jennifer Nogosek, Liability/Property Claims Manager  
Patricia Slaven, Director of Human Resources and Administration  
Dan Steele, Finance Manager  
Dianna Sutton, Special Projects Manager  
Bobbette Wells, Executive Assistant to the CEO

### OTHERS IN ATTENDANCE

---

Tiffany Giammona, ACWA, Director of Member Outreach & Engagement  
Brenda Dennstedt, Western Municipal Water District

## WELCOME/CALL TO ORDER AND ANNOUNCEMENT OF QUORUM/INTRODUCTIONS

---

Chairman Gladbach called the meeting to order at 1:06 p.m. Chairman Gladbach announced that there was a quorum.

## PUBLIC COMMENT

---

There was no public comment.

## PLEDGE OF ALLEGIANCE

---

Vice-chair Cuquet led the Pledge of Allegiance.

## CONSENT AGENDA

---

Chairman Gladbach called for approval of the Consent Agenda:

M/S/C (McDonald/Drake) (Bockmiller-Yes; Cuquet-Yes; Drake-Yes; Gladbach-Yes; Hastey-Yes; McDonald-Yes; Reed-Yes; Rupp-Yes; Tobin-Yes): That the Executive Committee approve the minutes of the October 22, 2020 meeting; and approve the JPIA disbursements of:

Vendor Payments, Employee Benefits Claim Payments, Payroll, and summary of confidential claims payments for the Liability, Property, & Workers' Compensation Programs: October 1-15, 2020; October 16-31, 2020; November 1-15, 2020; and November 16-30, 2020.

## ADMINISTRATION

---

### Meetings attended on behalf of the JPIA

Several Executive Committee members reported their attendance at the ACWA Conference this year.

### New Position

Ms. Slaven stated that the Human Resources Specialist position, approved by the Executive Committee on October 22, 2020, has been added on the new Salary Schedule.

M/S/C (Hastey/Drake) (Bockmiller-Yes; Cuquet-Yes; Drake-Yes; Gladbach-Yes; Hastey-Yes; McDonald-Yes; Reed-Yes; Rupp-Yes; Tobin-Yes): That the Executive Committee approve the new Salary Schedule, as presented.

## MISCELLANEOUS

---

### Future agenda items

None stated.

CEO update

Mr. Sells requested feedback from the Committee regarding the Board of Directors meeting held on November 30, 2020. He also provided an update on the JPIA staff's planned return to the office in 2021.

Chairman Gladbach recognized two long-term JPIA employees as they prepare to retire at the end of this month: Bobbette Wells, Executive Assistant to the CEO, and Dianna Sutton, Special Projects Manager. He thanked them for the exceptional service they have provided the JPIA organization and its membership.

Availability for next Zoom meeting

There are no additional Executive Committee meetings scheduled for 2020.

The Executive Committee meeting adjourned at 1:32 p.m.

Attest:

X

E.G. "Jerry" Gladbach  
Chairman

X

Walter A. Sells  
Secretary

**ACWA JPIA**  
**Per Diem Rate for Directors**  
**February 9, 2021**

**BACKGROUND**

Government code allows an annual maximum increase to the daily Per Diem rate of no more than 5%. The last increase to the Per Diem rate was January 22, 2020.

**CURRENT SITUATION**

The current daily rate of Per Diem for Executive Committee members and Directors attending program committee meetings is \$327. The maximum increase of 5% would move the rate to \$343.35, effective February 9, 2021. This is a standing agenda item for the first Executive Committee meeting of each calendar year.

**RECOMMENDATION**

There is no staff recommendation.



**ACWA JPIA**  
**Finance and Audit Committee Structure**  
**February 9, 2021**

**BACKGROUND**

The Finance and Audit Committee was one of the first committees created, right after the Executive Committee, during the JPIA formation (1979). The original role included approving warrants, preparing budgets and help with arranging and preparing for the annual audit. Over time, the approval of the warrants was delegated to Chair of the Committee and then to staff. The same is true with the budget preparation and the annual audit.

**CURRENT SITUATION**

In the early years of the JPIA, the Finance and Audit Committee was more procedure and task oriented. Now the Committee is more policy focused. The general role of the Committee is more similar to that of the other JPIA Program committees.

The current structure of the Committee established by the by-laws is seven members all of which are to be a finance officer of a member District and have a financial background. The structure for the other Program Committees are nine members on each committee. A member of the Executive Committee sits as Chair and Vice Chair. The other seven members are composed of staff and Directors of the JPIA member agencies.

**RECOMMENDATION**

That the Executive approve changing the structure of the Finance and Audit Committee to match that of the other JPIA Program Committees and submit to the Board of Directors for a change to the by-laws.

adjournment. Otherwise, notice of the time and place of holding an adjourned meeting need not be given if the time and place are fixed at the time of adjournment.

## **Article IV — Standing Committees**

### **Section 1. Finance and Audit Committee.**

The Finance and Audit Committee shall be composed of seven (7) representatives chosen from Members, each of whom shall be a finance officer of the District from which said person is selected and have a financial background. The Board President shall appoint the members and designate the Chair and Vice Chair of the Committee. The Executive Committee shall specify the duties delegated to this committee.

The Chair of the Finance and Audit Committee, or in the event of the Chair's inability to attend, the Vice Chair, may attend meetings of the Executive Committee and participate in discussion, but shall not vote.

### **Section 2. Liability Program Committee.**

The Liability Program Committee shall be composed of nine (9) representatives. Members of the Executive Committee will serve as Chair and Vice Chair; seven (7) representatives will be selected from member agencies participating in the Liability Program. These committee members will be a combination of Directors and staff of member agencies. The Board President shall appoint the members of the Committee.

### **Section 3. Property Program Committee.**

The Property Program Committee shall be composed of nine (9) representatives. Members of the Executive Committee will serve as Chair and Vice Chair; seven (7) representatives will be selected from member agencies participating in the Property Program. These committee members will be a combination of Directors and staff of member agencies. The Board President shall appoint the members of the Committee.

### **Section 4. Workers' Compensation Program Committee.**

The Workers' Compensation Program Committee shall be composed of nine (9) representatives. Members of the Executive Committee will serve as Chair and Vice Chair; seven (7) representatives will be selected from member agencies participating in the Workers' Compensation Program. These committee members will be a combination of Directors and staff of member agencies. The Board President shall appoint the members of the Committee.

**ACWA JPIA**  
**Rate Stabilization Fund Refunds**  
February 9, 2021

**BACKGROUND**

Refunds for the member agencies are processed through the Rate Stabilization Fund (RSF). Refunds are based on an individual member's balance in their RSF account. When a member's balance exceeds 50% of their basic Liability Program premium, the difference is refunded to the member. Balances in a member's RSF account are based on retrospective premium adjustments (RPA) for prior policy years and Catastrophic Reserve Fund adjustments.

The basic RPA calculation is:

Claims expense	\$ XXX
(+) Excess Insurance expense	XXX
(+) G&A expense	XXX
(+) Contributions (refunds) to (from) the Catastrophic Reserve Fund	XXX
(-) Interest Income	<u>(XXX)</u>
Total Expense	XXX
(-) Deposit Premiums	<u>(XXX)</u>
Retrospective Premium Adjustment	<u>\$ XXX</u>

In February of 2020, the Executive Committee set the goals for the Liability at \$25 million and for the Workers' Comp Catastrophic Funds at \$15 million.

**CURRENT SITUATION**

Total refunds to members with no changes are anticipated at \$8.9 million. However, looking ahead it is projected refunding to members may not continue past 2022 where the hard market for both the Property and Liability Programs is likely to put the funding backwards. To smooth the refunding process, staff is proposing changing the refund calculation by modifying the target balance of RSF accounts. The current target is 50% of their basic Liability Program premium vs. the proposed 70%. This change revises member refunds to \$6.2 million. These refunds will go out to approximately 195 active members. The grounds for these refunds are largely due to Workers' Comp policy year 2016/17 (\$5.2 million) and Liability policy year 2016/17 (\$3.8 million) having favorable adjustments. Property retrospective premium adjustments of approximately \$100,000 were excluded from the process this year to reduce the anticipated amounts due from Property Program members for policy year 2018/19.

**RECOMMENDATION**

Staff recommends that the Executive Committee approve changing the balance exceeds threshold from 50% of the basic Liability Program premium to 70%. Furthermore, it is proposed approval of approximately \$6.2 million refunds to members as a result of the change to the 70% threshold.

**ACWA JPIA  
RSF Refunds  
September 30, 2020**

<b>Name</b>	<b>Refunds</b>
ACWA/JPIA	\$ 45,856.64
Alpaugh Community Services District	1,529.11
Alta Irrigation District	49,280.70
American River FCD	27,647.73
Angiola WD	9,405.62
Antelope Valley State WCA	289.79
Antelope Vly-East Kern WA	65,497.84
Apple Valley Foothill CWD	1,270.30
Aromas WD	2,328.51
Banta Carbona ID	17,238.67
Bard Water District	9,851.37
Beaumont-Cherry Vly. WD	26,437.72
Bella Vista Water District	53,001.35
Belridge WSD	35,785.91
Berrenda Mesa WD	21,088.05
Bodega Bay PUD	37.46
Bolinas Community PUD	17,079.99
Boron CSD	527.53
Borrego Water District	2,061.87
Brophy WD	495.95
Browns Valley ID	20,435.57
Butte Water District	21,100.88
Byron-Bethany ID	44,069.69
Cachuma O&M Board	19,913.91
Calaveras County WD	17,116.36
Calaveras PUD	14,119.06
Calpella CWD	537.30
Camp Far West ID	302.79
Camrosa Water District	67,940.27
Carmichael Water District	37,049.85
Carpinteria Valley WD	18,775.67
Centerville CSD	2,476.43
Central Coast WA	16,664.74
Central San Joaquin WCD	1,084.42
Chowchilla Water District	13,886.30
Citrus Heights WD	18,659.43
Clear Creek CSD	1,967.03
Coastside CWD	33,622.79
Colusa County WD	2,332.55

Name	Refunds
Consolidated ID	19,837.83
Corning Water District	826.47
Crescenta Valley WD	76,849.55
Crestline-Lake Arrowhead	650.53
Deer Creek & Tule RA	315.79
Del Paso Manor WD	17,989.91
Delano-Earlimart ID	7,016.87
Desert Water Agency	105,077.75
Ducor CSD	372.47
Dudley Ridge WD	3,913.58
Dunnigan Water District	5,133.67
East Contra Costa ID	21,073.72
El Toro Water District	54,186.57
Elsinore Valley Municipal Water District	73,122.61
Empire West Side ID	363.48
Fair Oaks Water District	8,360.61
Feather Water District	2,118.64
Foothill MWD	2,343.66
Free Water CWD	548.25
Fresno Metropolitan FCD	14,500.16
Friant Power Authority	24.37
Friant Water Authority	29,214.50
Georgetown Divide PUD	35,099.35
Glenn-Colusa ID	123,122.23
Glide WD	494.07
Golden Hills CSD	1,918.56
Goleta Water District	142,819.89
Helix Water District	304,987.16
Humboldt Bay MWD	52,077.62
Humboldt CSD	34,183.56
Kaweah Delta WCD	52,671.23
Kaweah River PA	378.48
Kern County WA	102,876.39
Kings River CD	30,004.35
Kings River WD	1,253.83
Kinneloa Irrigation District	7,955.08
Knights Landing Ridge DD	278.84
La Canada ID	30,108.25
La Habra Heights CWD	22,282.44
Lakeside Water District	7,633.22
Las Virgenes MWD	83,070.66
Laytonville CWD	1,747.00
Le Grand-Athlone WD	363.48
Littlerock Creek ID	11,461.32
Los Alamos CSD	795.42
Madera Water District	1,128.78

Name	Refunds
Maine Prairie Water District	1,998.90
Majestic Pines CSD	1,594.77
Mammoth Community WD	110,491.41
Marina Coast WD	41,994.64
Mesa WD	127,945.02
Midway Heights CWD	6,007.91
Millview CWD	753.32
Mission Hills CSD	35,236.97
Mojave PUD	13,329.83
Montague WCD	2,588.91
Montara Water & Sanitary District	9,838.42
North Delta WA	1,326.87
North of the River MWD	4,127.99
North San Joaquin WCD	363.47
Orange CWD	200,126.47
Orchard Dale WD	12,611.06
Orosi PUD	2,239.08
Pacheco Water District	356.47
Pajaro Valley WMA	4,420.35
Palmdale Water District	56,629.18
Paradise Irrigation District	109,949.15
Patterson Irrigation District	5,851.76
Pebble Beach CSD	15,615.89
Pico Water District	15,230.73
Pinyon Pines CWD	446.22
Pleasant Valley CWD	7,664.69
Pomona-Walnut-Rowland	373.48
Porterville ID	2,299.33
Purissima Hills Water District	18,462.45
Quartz Hill Water District	15,177.41
Ramirez Water District	836.69
Ramona MWD	69,863.25
Rand Communities WD	2,771.84
Reclamation Dist. No. 108	64,945.67
Reclamation Dist. No. 1500	43,323.69
Reclamation Dist. No. 1606	407.76
Reclamation Dist. No. 2047	468.32
Reclamation Dist. No. 2068	20,458.82
Reclamation Dist. No. 307	296.79
Reclamation Dist. No. 744	351.47
Redwood Valley CWD	845.70
Regional Water Authority	1,843.96
Richvale Irrigation District	5,542.21
Rincon Del Diablo MWD	37,742.46
Rio Alto Water District	3,441.40
Rowland Water District	9,526.35

Name	Refunds
Rural North Vacaville WD	401.48
Sacramento Groundwater Authority	363.48
San Benito CWD	7,003.09
San Diego County WA	8,150.00
San Gabriel CWD	8,220.38
San Gabriel Valley MWD	821.43
San Geronio Pass Water Agency	4,171.67
San Juan Ridge CWD	608.83
San Juan Water District	63,691.06
San Luis & Delta-Mendota	139,826.67
San Luis Water District	22,452.47
Santa Fe Irrigation District	111,601.24
Santa Ynez River WCD No. 1	14,542.43
Santiago Aqueduct Commission	363.48
Santiago CWD Now Irvine Ranch	140.00
Saucelito Irrigation District	4,408.31
Scott Valley ID	460.10
Scotts Valley Water District	32,401.26
Serrano Water District	11,994.01
Sierra County (Calpine) Waterworks District #1	239.79
Sierra Highlands CSD	504.42
Sierra Lakes CWD	6,472.97
Solano ID	96,083.89
Sonoma Mountain CWD	889.00
Soquel Creek WD	23,207.18
South Coast WD	237,919.41
South Feather W&PA	107,722.82
South Montebello ID	3,075.29
South Sutter Water District	13,642.69
South Yuba WD	289.79
Southern California Water Bank Authority	243.79
Stinson Beach CWD	8,301.41
Stockton East WD	25,960.66
Suisun-Solano WA	49.78
Sweetwater Authority	546,574.49
Tehachapi-Cummings	39,516.74
Terra Bella ID	27,775.50
Thermalito Water and Sewer Districts	3,870.74
Three Valleys MWD	22,559.56
Trabuco Canyon WD	27,589.12
Tranquillity ID	1,818.50
Tri-Valley WD	251.79
Tulare Irrigation District	42,259.54
Tulare Lake Basin WSD	8,676.78
Utica Water & Power Authority	2,947.41
Vallecitos Water District	149,764.15

Name	Refunds
Valley Center MWD	96,613.95
Vandenberg Village CSD	13,442.36
Vista ID	316,348.35
W.H. Wilbur RD No. 825	296.79
Walnut Valley WD	108,555.61
Weaverville CSD	6,138.27
Weott CSD	1,571.90
West Basin MWD	44,728.72
West Orange County Water Board	844.60
Western Canal WD	12,865.03
Western MWD	203,761.44
Wheeler Crest CSD	362.48
Wheeler Ridge-Maricopa	58,435.92
WRD of Southern California	15,593.77
Wynola WD	1,142.10
Yolo County FC & WCD	7,834.74
Yorba Linda WD	127,932.88
Yuima MWD	45,658.09
Total:	<b><u>\$ 6,210,993.48</u></b>
Count:	<u>195</u>



**ACWA JPIA  
RSF Refunds  
September 30, 2020**

<b>Name</b>	<b>Refunds</b>
Sweetwater Authority	\$ 546,574.49
Vista ID	316,348.35
Helix Water District	304,987.16
South Coast WD	237,919.41
Western MWD	203,761.44
Orange CWD	200,126.47
Vallecitos Water District	149,764.15
Goleta Water District	142,819.89
San Luis & Delta-Mendota	139,826.67
Mesa WD	127,945.02
Yorba Linda WD	127,932.88
Glenn-Colusa ID	123,122.23
Santa Fe Irrigation District	111,601.24
Mammoth Community WD	110,491.41
Paradise Irrigation District	109,949.15
Walnut Valley WD	108,555.61
South Feather W&PA	107,722.82
Desert Water Agency	105,077.75
Kern County WA	102,876.39
Valley Center MWD	96,613.95
Solano ID	96,083.89
Las Virgenes MWD	83,070.66
Crescenta Valley WD	76,849.55
Elsinore Valley Municipal Water District	73,122.61
Ramona MWD	69,863.25
Camrosa Water District	67,940.27
Antelope Vly-East Kern WA	65,497.84
Reclamation Dist. No. 108	64,945.67
San Juan Water District	63,691.06
Wheeler Ridge-Maricopa	58,435.92
Palmdale Water District	56,629.18
El Toro Water District	54,186.57
Bella Vista Water District	53,001.35
Kaweah Delta WCD	52,671.23
Humboldt Bay MWD	52,077.62
Alta Irrigation District	49,280.70
ACWA/JPIA	45,856.64
Yuima MWD	45,658.09
West Basin MWD	44,728.72

Name	Refunds
Byron-Bethany ID	44,069.69
Reclamation Dist. No. 1500	43,323.69
Tulare Irrigation District	42,259.54
Marina Coast WD	41,994.64
Tehachapi-Cummings	39,516.74
Rincon Del Diablo MWD	37,742.46
Carmichael Water District	37,049.85
Belridge WSD	35,785.91
Mission Hills CSD	35,236.97
Georgetown Divide PUD	35,099.35
Humboldt CSD	34,183.56
Coastside CWD	33,622.79
Scotts Valley Water District	32,401.26
La Canada ID	30,108.25
Kings River CD	30,004.35
Friant Water Authority	29,214.50
Terra Bella ID	27,775.50
American River FCD	27,647.73
Trabuco Canyon WD	27,589.12
Beaumont-Cherry Vly. WD	26,437.72
Stockton East WD	25,960.66
Soquel Creek WD	23,207.18
Three Valleys MWD	22,559.56
San Luis Water District	22,452.47
La Habra Heights CWD	22,282.44
Butte Water District	21,100.88
Berrenda Mesa WD	21,088.05
East Contra Costa ID	21,073.72
Reclamation Dist. No. 2068	20,458.82
Browns Valley ID	20,435.57
Cachuma O&M Board	19,913.91
Consolidated ID	19,837.83
Carpinteria Valley WD	18,775.67
Citrus Heights WD	18,659.43
Purissima Hills Water District	18,462.45
Del Paso Manor WD	17,989.91
Banta Carbona ID	17,238.67
Calaveras County WD	17,116.36
Bolinas Community PUD	17,079.99
Central Coast WA	16,664.74
Pebble Beach CSD	15,615.89
WRD of Southern California	15,593.77
Pico Water District	15,230.73
Quartz Hill Water District	15,177.41
Santa Ynez River WCD No. 1	14,542.43
Fresno Metropolitan FCD	14,500.16

Name	Refunds
Calaveras PUD	14,119.06
Chowchilla Water District	13,886.30
South Sutter Water District	13,642.69
Vandenberg Village CSD	13,442.36
Mojave PUD	13,329.83
Western Canal WD	12,865.03
Orchard Dale WD	12,611.06
Serrano Water District	11,994.01
Littlerock Creek ID	11,461.32
Bard Water District	9,851.37
Montara Water & Sanitary District	9,838.42
Rowland Water District	9,526.35
Angiola WD	9,405.62
Tulare Lake Basin WSD	8,676.78
Fair Oaks Water District	8,360.61
Stinson Beach CWD	8,301.41
San Gabriel CWD	8,220.38
San Diego County WA	8,150.00
Kinneloa Irrigation District	7,955.08
Yolo County FC & WCD	7,834.74
Pleasant Valley CWD	7,664.69
Lakeside Water District	7,633.22
Delano-Earlimart ID	7,016.87
San Benito CWD	7,003.09
Sierra Lakes CWD	6,472.97
Weaverville CSD	6,138.27
Midway Heights CWD	6,007.91
Patterson Irrigation District	5,851.76
Richvale Irrigation District	5,542.21
Dunnigan Water District	5,133.67
Pajaro Valley WMA	4,420.35
Saucelito Irrigation District	4,408.31
San Geronio Pass Water Agency	4,171.67
North of the River MWD	4,127.99
Dudley Ridge WD	3,913.58
Thermalito Water and Sewer Districts	3,870.74
Rio Alto Water District	3,441.40
South Montebello ID	3,075.29
Utica Water & Power Authority	2,947.41
Rand Communities WD	2,771.84
Montague WCD	2,588.91
Centerville CSD	2,476.43
Foothill MWD	2,343.66
Colusa County WD	2,332.55
Aromas WD	2,328.51
Porterville ID	2,299.33

Name	Refunds
Orosi PUD	2,239.08
Feather Water District	2,118.64
Borrego Water District	2,061.87
Maine Prairie Water District	1,998.90
Clear Creek CSD	1,967.03
Golden Hills CSD	1,918.56
Regional Water Authority	1,843.96
Tranquillity ID	1,818.50
Laytonville CWD	1,747.00
Majestic Pines CSD	1,594.77
Weott CSD	1,571.90
Alpaugh Community Services District	1,529.11
North Delta WA	1,326.87
Apple Valley Foothill CWD	1,270.30
Kings River WD	1,253.83
Wynola WD	1,142.10
Madera Water District	1,128.78
Central San Joaquin WCD	1,084.42
Sonoma Mountain CWD	889.00
Redwood Valley CWD	845.70
West Orange County Water Board	844.60
Ramirez Water District	836.69
Corning Water District	826.47
San Gabriel Valley MWD	821.43
Los Alamos CSD	795.42
Millview CWD	753.32
Crestline-Lake Arrowhead	650.53
San Juan Ridge CWD	608.83
Free Water CWD	548.25
Calpella CWD	537.30
Boron CSD	527.53
Sierra Highlands CSD	504.42
Brophy WD	495.95
Glide WD	494.07
Reclamation Dist. No. 2047	468.32
Scott Valley ID	460.10
Pinyon Pines CWD	446.22
Reclamation Dist. No. 1606	407.76
Rural North Vacaville WD	401.48
Kaweah River PA	378.48
Pomona-Walnut-Rowland	373.48
Ducor CSD	372.47
Empire West Side ID	363.48
Le Grand-Athlone WD	363.48
Sacramento Groundwater Authority	363.48
Santiago Aqueduct Commission	363.48

<b>Name</b>	<b>Refunds</b>
North San Joaquin WCD	363.47
Wheeler Crest CSD	362.48
Pacheco Water District	356.47
Reclamation Dist. No. 744	351.47
Deer Creek & Tule RA	315.79
Camp Far West ID	302.79
Reclamation Dist. No. 307	296.79
W.H. Wilbur RD No. 825	296.79
Antelope Valley State WCA	289.79
South Yuba WD	289.79
Knights Landing Ridge DD	278.84
Tri-Valley WD	251.79
Southern California Water Bank Authority	243.79
Sierra County (Calpine) Waterworks District #1	239.79
Santiago CWD Now Irvine Ranch	140.00
Suisun-Solano WA	49.78
Bodega Bay PUD	37.46
Friant Power Authority	24.37
Totals:	<b><u>\$ 6,210,993.48</u></b>
Count:	<u>195</u>

**ACWA JPIA**  
**Liability, Property, and Workers' Compensation Claims Audit**  
**February 9, 2021**

**BACKGROUND**

At the March 24, 2014 Executive Committee meeting, a resolution was passed to set a policy to obtain claims audits for the Liability, Property, and Workers' Compensation Programs. Sedgwick has conducted a claims audit and submitted their report.

**CURRENT SITUATION**

The latest audit was completed September 2020. Following in the packet is the Executive Summary from that report. All programs received an average rating of 99 (out of 100) or above.

**RECOMMENDATION**

That the Executive Committee approve the Sedgwick Claims Audit for the Liability, Property, and Workers' Compensation Programs, as presented.

ASSOCIATION OF CALIFORNIA WATER AGENCIES JPIA (ACWA/JPIA)

# 2020 Liability, Property and Workers' Compensation Audits

**TABLE OF CONTENTS**

<b>I Executive Summary</b>	<b>1</b>
----------------------------	----------

**Exhibits**

I-1 Performance Assessment Methodology	4
I-2 Scoring By Technical Component – Liability and Property	6
I-3 Scoring By Technical Component – Workers’ Compensation	8
I-4 Recommendations and General Observations – Liability and Property	10
I-5 Recommendations and General Observations – Workers’ Compensation	14

**Appendices**

A-1 Audit Sample Claims List – Liability and Property	
A-2 Audit Sample Claims List – Workers’ Compensation	
B-1 Scoring by Component Criteria with Exceptions – Liability and Property	
B-2 Scoring by Component Criteria with Exceptions – Workers’ Compensation	



## Executive Summary

The Association of California Water Agencies Joint Powers Insurance Authority (ACWA/JPIA), a California Joint Powers Authority, has self-insured the workers' compensation (WC), liability, and property claims of water districts since 1979, with members participating in its various programs.

ACWA/JPIA self-administers its claims in Roseville, California. Separate units are dedicated to claims, with a unit of two professional staff administering general liability, employment practices liability, and property (GL/EPL/PR) claims and four professionals handling WC. One administrative position supports GL/EPL/PR claims and two support WC. Oversight within each unit is provided by a Claims Manager who reports to the ACWA/JPIA Chief Executive Officer (CEO).

To address ACWA/JPIA's requirements we:

- Reviewed ACWA/JPIA's written claims administration procedures;
- Obtained information from claims management regarding:
  - Current claims administration procedures and practices; and
  - Workflows.
- Reviewed claims data for the three most recent fiscal years;
- Selected and reviewed a sample of 50 WC indemnity, future medical, and medical only (MO) and 32 designated GL/EPL/PR claim files for compliance with state law, industry best practices, and ACWA/JPIA's own requirements (2 additional files reviewed and calculated for GL). The sample claims lists are shown in Appendices A-1 and A-2;
- Conducted the audit remotely with staff from Sedgwick and Praxis Claims Consulting as ACWA/JPIA claim files are maintained electronically without reliance on paper files. Claims administration procedures underwent no change and there were minimal changes in claims administrative staff, with reassignment generally due to status of the specific claims (transition from Medical Only to Indemnity as an example). The WC audit took place from September 1 through September 30, 2020 and the GL/EP/PR audit was conducted from September 1 through September 16, 2020;
- Provided findings to ACWA/JPIA Claims Management during the audit to allow an opportunity for discussion; and

- Provided an opportunity for rebuttal to individual claim findings through November 30, 2020.

With the exception of the settlement authority levels, there remain few written procedures to guide staff. However, the experienced, stable staff continues to demonstrate high performance, with each unit improving overall performance from the prior audit. Individual audit findings provided to ACWA/JPIA are not included with this report to maintain claimant confidentiality, but have been provided to ACWA/JPIA separate from this report.

We find the GL/EPL/PR team effective in administering claims for ACWA/JPIA, achieving an overall performance level of 100%; a “Superior” performance assessment based on the grading approach and recommended performance evaluation shown in Exhibit I-1. All individual claims components exceeded industry best practices with thirteen applicable components scoring “superior”. This is a 3% increase over the 2018 audit.

We also find the WC team effectively administering claims of members’ injured employees, achieving a 98% overall performance level, with eleven individual “superior” component scores, and two each scoring “commendable”. This represents a 2% increase over the 2018 audit.

To arrive at our performance result, each claim shown in Appendices A-1 and A-2 was graded on the fourteen components shown in Exhibits I-2 (GL/EPL/PR) and I-3 (WC). These exhibits summarize the “Scoring By Technical Component with Financials” separately for GL/EPL/PR and WC. Both exhibits compare 2018 performance with the current results.

To improve performance we recommend implementing the enhancements discussed in Exhibits I-4 and I-5 specific to the categories reviewed.

In addition to the recommendations specific to each category evaluated, we make the following recommendation to enhance the ACWA/JPIA program overall:

- A review of the audit categories to be evaluated is recommended to identify those areas with the most impact to ACWA/JPIA, Members and injured workers. This process, conducted periodically will allow the program to adapt the audit to regulatory, systemic and industry changes.

This requires discussions with Members to identify areas of concern they have regarding benefit administration and/or industry changes, ACWA/JPIA Management to identify program issues that relate directly to benefit administration and Key Adjusting staff to identify issues they have experienced in the last one to two years that negatively or positively impacted their ability to administer claims. Using this information and working with an experience auditor, you can develop an audit tool that will focus on improving the ACWA/JPIA program by recognizing success and opportunities for improvement that relate directly to this program and provide added value.

- It is noted not all ACWA/JPIA workers' compensation members have established modified duty programs, which leads to increased claims costs due to extended periods of Temporary Disability. It is recommended the benefits of modified duty be discussed with these members.
- We continue to recommend that each claim unit establish written guidelines regarding technical claims procedures and reporting guidelines, which are certain to be useful should ACWA-JPIA experience adjuster turnover

We recommend our report be read in its entirety.

## Exhibit I-1

### Performance Assessment Methodology

To arrive at our performance assessment, we evaluate 14 separate claims handling components for each claim. Components are listed in Exhibits I-2 for GL/PR and I-3 for WC. For each component we ask several questions which may be answered “Yes,” “No,” or “Not Applicable” as they relate to whether performance requirements (expectations) are met for that claim.

For each claim we review, we provide a scoring form with details to ACWA/JPIA Claims Management and consider feedback provided. The auditor provides a narrative explanation for any “No” finding. Details of these feedback forms are not provided with this report because of potential confidentiality issues, but will be provided to ACWA/JPIA upon request.

Evaluation	Criteria
Yes	Complete compliance with industry standards and internal requirements. File reflects active steps are taken to resolve claim.
No	Lack of compliance with industry standards or internal requirements. Evidence of substandard claims handling, creating exposure to additional costs.
Not Applicable	The claim does not present a need for claims handling in the component area.

Findings for ‘Yes’ are divided by possible findings (‘yes’ plus ‘no’ findings) to determine the percentage of compliance.

Performance assessment is shown below.

**4**

Performance	Average Grade
Superior	96% - 100%
Commendable	91% - 95%
Acceptable	85% - 90%
Requires Improvement	Below 85%

## Exhibit I-2

## Scoring by Technical Component with Financials – Liability and Property

Claims Reviews Completed: 34 Actual Reserve: \$2,308,568

Incurred: \$5,076,989 Recommended Reserve: \$2,558,568

Paid: \$2,768,421 Net Reserve Change: \$250,000

Claims Administration Component	Claims Graded	Number of Responses for Component			Compliance Percentage	
		Yes	No	NA	2020	2018
01 Intake	32	205	0	67	100%	98%
02 Reserve Practices	33	164	0	40	100%	91%
03 Investigation/Coverage/Compensability	31	171	0	101	100%	98%
04 Government Immunity/Statutory Compliance	19	56	0	114	100%	100%
05 Liability/Damage Evaluation	23	113	0	261	100%	100%
06 Case Monitoring and Resolution	28	128	0	212	100%	98%
07 Payments and Settlements	29	123	0	47	100%	99%
08 Cost Containment	21	37	0	31	100%	100%
09 Excess Reporting	6	24	0	180	100%	100%
10 Diary System	31	109	0	27	100%	98%

Claims Administration Component	Claims Graded	Number of Responses for Component			Compliance Percentage	
11 Computer Generated Reports	02	0	0	306	N/A	97%
12 General Administration	32	86	0	118	100%	98%
13 Litigation/Subrogation	12	71	0	303	100%	92%
14 Outside Services	20	51	0	51	100%	100%
<b>Overall Claims Administration</b>	<b>34</b>	<b>1,338</b>	<b>0</b>	<b>1,858</b>	<b>97%</b>	<b>97%</b>

## Exhibit I-3

## Scoring by Technical Component with Financials - Workers' Compensation

Claims Reviews Completed: 50 Actual Reserve: \$964,805

Incurred: \$1,721,493 Recommended Reserve: \$1,421,026

Paid: \$756.688 Net Reserve Change: (\$6,999)

Claims Administration Component	Claims Graded	Number of Responses for Component			Compliance Percentage	
		Yes	No	NA	2020	2018
01 Intake	34	155	10	185	94%	97%
02 Reserve Practices	50	273	6	271	98%	90%
03 Investigation/Coverage/Compensability	36	69	0	331	100%	100%
04 Government Immunity/Statutory Compliance	46	205	3	242	99%	95%
05 Medical/Disability Management	43	164	2	334	99%	97%
06 Case Monitoring and Resolution	50	237	15	198	94%	90%
07 Payments and Settlements	46	209	2	39	99%	99
08 Cost Containment	44	98	1	101	99%	100%
09 Excess Reporting	0	0	0	300	N/A	100%
10 Diary System	25	93	1	106	99%	94%



Claims Administration Component	Claims Graded	Number of Responses for Component			Compliance Percentage	
11 Computer Generated Reports	50	334	3	113	99%	99%
12 General Administration	50	221	4	75	98%	97%
13 Litigation/Subrogation	9	41	1	558	98%	97%
14 Outside Services	0	0	0	150	N/A	100%
<b>Overall Claims Administration</b>	<b>50</b>	<b>2099</b>	<b>48</b>	<b>3003</b>	<b>98%</b>	<b>96%</b>

**Exhibit I-4****Recommendations Summary (Technical) - Liability and Property****Recommendations and General Observations**

Recommendations and observations for Exhibit I-4 provided by Praxis Claims Consulting.

**File Set-up/Contacts/Investigation:**

Once reported, the initial file set-up and member contact was timely. File notes reflect that claim investigations were timely and conducted primarily by the individual claim handler and/or using approved defense counsel. Specific to property files, independent adjusters, engineers, as well as cause/origin experts are utilized appropriately. Ongoing contact with the member was evident and consistent communication continued to the resolution of the file.

**Coverage:**

The claim handler is responsible for coverage verification. If the circumstances of the claim facts being submitted raise any question or issues, a physical examination of the policy/coverage document (memorandum of coverage) is made. Once coverage is verified, the claim representative is responsible for analyzing coverage and determining the extent to which the certificate applies to the facts of the claim.

Each file reviewed contained confirmation of limits and applicable deductibles, as well as any potential exclusions/limitations. The file notes confirmed the recognition of potential coverage issues and reservation of rights letters were issued if applicable. The claims handler took the necessary steps to communicate coverage issues with the member and explain the rationale of the coverage determination.

**File Documentation/Diary:**

Throughout the life of the claim or litigated case, the file activity notes should contain chronological documentation of activities, along with the cause and effect of these activities as they relate to exposure.

A properly documented claim file or litigated case, as applicable, should contain activity notes that contain at a minimum:

- A clear, detailed description of the claim being made.
- An initial analysis of coverage and any applicable immunity.
- Known facts, and unknown information needed.

- An initial plan of action.
- A prompt and detailed initial investigation with documented results.
- An assessment of that investigation as it relates to liability and damages and ultimate exposure.
- A detailed documented rationale supporting the loss reserve and as needed, expense reserves.
- An updated assessment of liability, damages and reserve changes as needed with a revised detailed plan of action based on the results of any new or developing information.
- Files in litigation must contain an initial defense counsel's evaluation, along with a litigation budget, and a proposed litigation plan. This initial evaluation should be completed within 60 days of assignment to counsel.
- Defense counsel should provide a meaningful updated status at least every 90 days or immediately if there are significant developments. Cases being appealed can be updated every 180 days.
- The file notes should contain a summary and analysis of all documents received. The notes should reflect that the document has been read and its effect on the exposure.
- An activity diary that is set at an interval commensurate with the needs of the file, and the file notes should be updated periodically by the examiner depending on what stage it is in, or if there is a significant change or event that affects exposure.
- A summary of any roundtable discussions or supervisory direction as applicable

Praxis review of the file notes and supporting attachments confirm that the claim handlers are managing their files and documenting the activity on a regular basis; their analysis and evaluation of ultimate exposure was documented and explained and often supported by defense counsel's analysis and opinion.

The utilization of "status" notes were present and used often. These notes served to bring the file up to date and included a plan of action.

Files were all on diary and specific activity was documented whenever it occurred.

Praxis found no exceptions in this area.

### **Supervision:**

Praxis observed that the supervisor is reviewing cases that should be monitored with appropriate frequency. There is evidence of value-added involvement in most cases reviewed with input into liability and damage evaluations, reserving, reporting to excess, and overall case strategy.

Praxis found no issues in this area.

**Reporting to Excess or Reinsurance Carriers:**

All file qualifying for excess reporting complied.

**Evaluation:**

The range of the potential financial impact of a claim and the documentation within the claim file to support the evaluation are assessed here. The claims handler should develop and document liability probabilities together with an estimate of reasonable economic and general damages. Further, the claims handler should adjust the evaluation as additional facts are developed. This process also forms the basis for reserve development. The evaluation should be properly documented in order to clearly explain and convey the claim representative's view of damages and other factors, which may influence the settlement value.

Files reviewed reflect that the claims handlers use an effective process by which to arrive at ultimate exposure for liability claims. This is supported by the lack of stair-stepping reserves and settlement/closures occurring within the range of evaluation. Claims handlers do consider defense counsel opinions in arriving at the ultimate claim reserves and settlement value however, files notes did indicate the adjuster's thoughts if they did differ from defense counsel's case analysis.

The reviewed files appear to contain accurate proposed values within reasonable settlement ranges. In all cases reviewed, we are able to determine that the claim handler had considered all factors critical to the evaluation.

**Reserves & Reserve Adequacy:**

This category confirms that initial reserves are posted timely and in accordance with the claim representative's best estimate of exposure at the time the loss is received. Reserves should reflect neither the best nor worst possible result, but a realistic outcome with unresolved or disputed factors considered. The case reserve should always reflect the ultimate value of the case. Reserves should be reviewed often and adjusted as soon as adequate facts are developed.

The claim handlers recognize liability and exposure promptly and reserves are established early in the life of the claim. There is no evidence of either stair stepping or suppression of reserves. Indemnity and expense reserves are sufficient to reflect the expected exposure.

In many of the files reviewed, the loss reserve was in concert with defense counsel's recommendation of likely settlement value. When defense counsel provided a settlement range, it was observed that the loss reserve was generally set within the range.

Praxis recommends that one case be reviewed for the consideration of a loss reserve increase. This case has been identified and presented via the auditing database utilized during the review.

**Transfer of Risk/Subrogation/Deductible Recovery:**

From the cases reviewed, it was concluded that the claims handlers are identifying potential subrogation/deductible/restitution opportunities, allocating liability and identifying third party contributors and aggressively pursuing recovery.

Codefendants and responsible third parties are identified and, where appropriate, are brought into the case. The claims handlers properly identify files for which there was potential for subrogation.

**Litigation Management:**

This category measures that files being litigated are being handled in accordance with industry best practices and the Model Litigation Plan and Budget Instructions

The claim file review reflects excellent communication between the claims handler and assigned defense counsel. Motion practice was appropriate and discussed with the claims handler prior to defense counsel taking any action. Defense budgets are requested on every file per Jennifer Nogosek, ARM, Liability and Property Claims Manager and were present in the litigated files reviewed. Defense counsel's analysis and evaluation reports were evident in the files and the claims handlers were proactive in engaging counsel for the timely receipt of those reports.

**Case Finalization: Disposition/Strategy:**

Industry Best Practices suggest that negotiations be proactive and based on a sound evaluation. There should be evidence the claims handler's and/or defense counsel's approach to negotiation and ultimate claim file disposition. We look for evidence of a pre-planned negotiation strategy, a chronology of the settlement efforts and maximum settlement value.

Closed files chosen for review reflected proper negotiation tactics and generally resulted in appropriate or even at times favorable settlements. Files reflect that in most cases, claims handlers and defense counsel take an aggressive position which generally produces favorable results.

**Exhibit I-5****Recommendations Summary (Technical) - Workers' Compensation****Recommendations and General Observations****Intake:**

It is noted this category rated slightly below the Superior level at Commendable with 94% compliance. Timely claim set up and adjuster assignment were noted, with only a small number of files recognized for delay in the initial contact with the employee. However, this delay was minor and did not have a negative impact on the claim.

**Reserve Practices:**

Reserves are consistently outlined in the File Notes, very few required clarification during the audit and only a minimal reserve reduction recommended overall.

**Investigation/Coverage/Compensability:**

This category achieved 100% compliance. File documentation is clear and compensability decisions are supported by file contents.

**Government Immunity/Statutory Compliance:**

File documentation provided by some Members who have outsourced Human Resource (HR) duties has resulted in confusion or delay in provision of benefits in a small number of files. It is recommended where possible adjusting staff and HR vendors establish communication processes and expectations to reduce any further delays. While this did not result in a serious negative impact for the files evaluated overall, improved communication will benefit the program, members and injured workers.

**Medical/Disability Management:**

This again is an area where improvement on provision of benefits can be improved by more timely and accurate information from the Member or their HR vendor, specifically regarding return to work. Additionally, a focus on the value of temporary modified duty to the employer as well as the injured workers is recommended. While it is noted this category achieved a Superior rating overall, use of temporary modified duty may help to reduce claims cost. From the claims adjusting standpoint, communication with the employees and medical providers were noted as these examples demonstrate:

- *Very good communication with the employee.*
- *Good continued contact with the employee regarding the importance of maintaining regular medical appointments.*
- *Good discussion with the employee on the need to determine if there is a new injury.*
- *Good job inquiring in to new injury vs old injury.*
- *Good follow up with the doctor clarifying body parts injured in this claim.*

**Case Monitoring and Resolution:**

While it is noted this category rated slightly below the Superior level at Commendable with 94%, this was a 4% increase over the same category in 2018. This review indicates an improvement in file documentation overall.

**Payments and Settlements:**

This category continues to be Superior achieving 99% compliance once again. For those claimants with multiple open files, a few payments were noted to have been posted in the wrong file. This did not have a significant impact of the files reviewed and payments have been identified for transfer to the correct files.

**Cost Containment:**

This category continues to be Superior achieving 99% compliance with only one file out of compliance.

**Excess Reporting:**

No applicable files were reviewed.

**Diary System:**

Improvement on this category is noted as it moved from Compensable to Superior with a score of 99% compliance.

**Computer Generated Reports:**

This category continues to be successful with a 99% achievement noted once again, demonstrating a Superior rating.

**General Administration:**

General Administration continues to improve at 98% in the Superior range. While primarily well administered, a small number of files were noted requiring documentation of supervisory review/guidance. It is felt this is a file documentation issue, rather than a lack of actual supervision.

**Litigation/Subrogation:**

Although staff does not utilize the Subrogation screens available in the claims system, the majority of files involving potential subrogation are well handled as noted in these examples:

- *Good documentation as to why subrogation is NOT applicable on this claim.*
- *Excellent job on subrogation recovery.*

This category continues to support a Superior rating at 98%, requiring only a minor improvement in file documentation to support ongoing case resolution.



**Outside Services:**

No applicable files were reviewed.

## Appendix A-1

## Audit Sample Claims List – Liability and Property

Claim #	Member		Claim #	Member
---------	--------	--	---------	--------

10-1650	Mission Springs Water District
13-0500	Moulton Niguel Water District
13-0749	Moulton Niguel Water District
16-0225	Tehachapi-Cummings County Water District
16-0136	Fresno Metropolitan Flood Control District
17-0163	Kern County Water Agency
16-0391	Elsinore Valley Municipal Water District
16-0661	Fresno Irrigation District
16-0669*	Moulton Niguel Water District
17-0113	Upper San Gabriel Valley Municipal Water District
17-0726	Rowland Water District
17-0596	North Coast County Water District
17-0319	Calleguas Municipal Water District
17-0505	West Valley Water District
17-0583	Water Replenishment District of Southern California
18-0715	Oakdale Irrigation District

17-0684	Fresno Irrigation District
17-0667*	Santa Clarita Valley Water Agency
17-0733	Mid-Peninsula Water District
18-0232	South Feather Water and Power Agency
18-0316*	Madera Irrigation District
18-0412*	West Valley Water District
18-0382	Desert Water Agency
18-0398	Vallecitos Water District
18-0415	Bodega Bay Public Utility District
18-0538	Santa Clarita Valley Water Agency
18-0581	Reclamation District #1004
19-0009	Fresno Metropolitan Flood Control District
18-0610	Byron-Bethany Irrigation District
18-0659	Semitropic Water Storage District
18-0701	East Contra Costa Irrigation District
18-0726	South Feather Water and Power Agency

## Appendix A-2

## Audit Sample Claims List – Workers' Compensation

Claim #	Member		Claim #	Member
20-0309	Bard Water District		20-0511	Rancho California Water District
20-0574	Browns Valley Irrigation District		19-0516	Rancho California Water District
20-0605	Calaveras County Water District		19-0665	Rowland Water District
19-0259	Calleguas Municipal Water District		20-0677	San Bernardino Valley Water Conservation District
20-0194	Central Coast Water Authority		19-0220	San Luis & Delta-Mendota Water Authority
19-0617	Corcoran Irrigation District		20-0457	Santa Fe Irrigation District
19-0539	Cucamonga Valley Water District		18-0424	Solano Irrigation District
20-0544	Desert Water Agency		18-0107	Soquel Creek Water District
20-0521	El Dorado Irrigation District		18-0151	South Feather Water and Power Agency
20-0275	El Toro Water District		19-0310	South Tahoe Public Utility District
20-0482	Fallbrook Public Utility District		20-0026	Sweetwater Authority
19-0452	Florin Resource Conservation District/Elk Grove Water District		19-0697	Tahoe City Public Utility District
20-0335	Goleta Water District		18-0040	Tehachapi-Cummings County Water District
20-0491	Helix Water District		20-0463	Terra Bella Irrigation District
20-0238	Humboldt Bay Municipal Water District		20-0682	Truckee Donner Public Utility District
19-0692	Kern Water Bank Authority		20-0062	Valley Center Municipal Water District
20-0803	Laguna Beach County Water District		19-0020	Vista Irrigation District
20-0204	Las Virgenes Municipal Water District		20-0243	Walnut Valley Water District
19-0050	Merced Irrigation District		19-0410	Westborough Water District
20-0744	Mission Springs Water District		19-0305	Western Municipal Water District
18-0413	Montecito Water District		18-0678	Yuba County Water Agency
20-0630	Moulton Niguel Water District		20-0142	Butte Water District
19-0245	Orange County Water District		18-0446	Carpinteria Valley Water District
19-0719	Palmdale Water District		20-0170	Crescenta Valley Water District
18-0231	Ramona Municipal Water District		18-0705	Fair Oaks Water District

## Appendix B-1

## Scoring by Component Criteria with Exceptions – Liability/Property

### General Liability / Property Claims Audit

Scoring by Components with Financials

2020

#### Praxis

Claims Reviewed:	<b>34</b>	Actual Reserve:	<b>(\$1,968,854)</b>
Incurred:	<b>\$0</b>	Recommended Reserve:	<b>(\$1,468,854)</b>
Paid:	<b>\$2,053,949</b>	Net Reserve Change:	<b>\$500,000</b>

**Red** indicates the score for that component did not meet or exceed CSAC target.

Components	Claims	Number of Responses			Weighted		Score	Target
	# Graded	Yes	No	n/a	Actual	Possible	Pct	Pct
Intake	32	205	0	67	205	205	100%	85%
Reserve Practices	33	164	0	40	164	164	100%	85%
Investigation/Coverage/Compensability	31	171	0	101	171	171	100%	85%
Govt Immunity / Stat Compliance	19	56	0	114	56	56	100%	85%
Liability / Damage Evaluation	23	113	0	261	113	113	100%	85%
Case Monitoring and Resolution	28	128	0	212	128	128	100%	85%
Payments and Settlements	29	123	0	47	123	123	100%	85%
Cost Containment	21	37	0	31	37	37	100%	85%
Excess Reporting	6	24	0	180	24	24	100%	85%
Diary System	31	109	0	27	109	109	100%	85%
Computer Generated Reports	0	0	0	306	0	0	N/A	85%
General Administration	32	86	0	118	86	86	100%	85%
Litigation / Subrogation	12	71	0	303	71	71	100%	85%
Outside Services	20	51	0	51	51	51	100%	85%
Overall		1,338	0	1,858	1,338	1,338	100%	85%

## Appendix B-2



## Scoring by Component Criteria with Exceptions – WC

### Workers' Compensation Claims Audit

Scoring by Components with Financials  
2020

#### Self-Administered

Claims Reviewed:	50	Actual Reserve:	\$0
Incurred:	\$0	Recommended Reserve:	\$0
Paid:	\$0	Net Reserve Change:	\$0

**Red** indicates the score for that component did not meet or exceed target.

Components	Claims	Number of Responses			Weighted		Score	Target
	# Graded	Yes	No	n/a	Actual	Possible	Pct	Pct
Intake	34	155	10	185	155	165	94%	85%
Reserve Practices	50	273	6	271	273	279	98%	85%
Investigation/Coverage/Compensability	36	69	0	331	69	69	100%	85%
Govt Immunity / Stat Compliance	46	205	3	242	205	208	99%	85%
Medical /Disability Management	43	164	2	334	164	166	99%	85%
Case Monitoring and Resolution	50	237	15	198	237	252	94%	85%
Payments and Settlements	46	209	2	39	209	211	99%	85%
Cost Containment	44	98	1	101	98	99	99%	85%
Excess Reporting	0	0	0	300	0	0	N/A	85%
Diary System	25	93	1	106	93	94	99%	85%
Computer Generated Reports	50	334	3	113	334	337	99%	85%
General Administration	50	221	4	75	221	225	98%	85%
Litigation / Subrogation	9	41	1	558	41	42	98%	85%
Outside Services	0	0	0	150	0	0	N/A	85%
Overall		2,099	48	3,003	2,099	2,147	98%	85%

Bickmore

ACWA-JPIA



## RISK MANAGEMENT COMMITTEE MEETING

### AGENDA

[LINK TO ZOOM MEETING](#)

MEETING NO.: **661 516 2566**

PASSCODE: **1234**

ZOOM CALL IN No.: **(669) 900-6833**

**Tuesday, February 9, 2021 9:30 A.M.**

This meeting shall consist of a simultaneous Zoom teleconference call at the ACWA JPIA, 2100 Professional Drive, Roseville, CA 95661 and the following remote sites.

### **WELCOME**

### **CALL TO ORDER AND ANNOUNCEMENT OF QUORUM**

**ANNOUNCEMENT RECORDING OF MEETING** This meeting may be recorded to assist in preparation of minutes. Recordings will only be kept 30 days following the meeting, as mandated by the California Brown Act.

### **PLEDGE OF ALLEGIANCE**

**PUBLIC COMMENT** Members of the public will be allowed to address the Risk Management Committee on any agenda item prior to the Committee's decision on the item. They will also be allowed to comment on any issues that they wish which may or may not be on the agenda. If anyone present wishes to be heard, please let the Chairman know.

### **INTRODUCTIONS**

### **ADDITIONS TO OR DELETIONS FROM THE AGENDA**

Presenter

Page #

#### **I. CONSENT AGENDA**

Bockmiller	* A. Approve the minutes of the meeting of March 20, 2019.	<b>1</b>
------------	--	----------

Bockmiller	B. Report on meetings attended on behalf of the JPIA.	
------------	---	--

#### **II. RISK CONTROL DEPARTMENT UPDATE**

Flint	* A. Review the Commitment to Excellence - Wildfire Loss Reduction Focus.	<b>6</b>
-------	---	----------

Presenter

Page #

Preliminary Agenda-date issued: January 19, 2021  
Final Agenda-date issued: January 29, 2021

Flint	* B. Review the Risk Control Manual.	26
Flint/Advisors	* C. Update on the 2020/21 Risk Assessment Focus Areas.	29
Flint/Kuchinsky	* D. Overview of the Risk Assessment Process.	40

### III. LOSS REPORTS

Sells	* A. Review Claims Analysis for Liability, Property, and Workers' Compensation Programs.	41
-------	--	----

### IV. ADMINISTRATION/TRAINING

Slaven	* A. Training Update.	
--------	-----------------------	--

### V. UPCOMING MEETING(S)

Bockmiller	A. There are no additional meetings scheduled for the remainder of the year.	
------------	--	--

### ADJOURN

\*Related items enclosed.

**Americans With Disabilities Act** – The JPIA conforms to the protections and prohibitions contained in Section 202 of the Americans with Disabilities Act of 1990 and the Federal Rules and Regulations adopted in implementation thereof. A request for disability-related modification or accommodation, in order to participate in a public meeting of the JPIA, shall be made to: Terry Lofing, Administrative Assistant III, ACWA JPIA, PO Box 619082, Roseville, CA 95661-9082; telephone (916) 786-5742. The JPIA's normal business hours are Monday – Friday, 7:30 a.m. to 4:30 p.m. (Government Code Section 54954.2, subdivision. (a)(1).)

Written materials relating to an item on this Agenda that are distributed to the JPIA's Risk Management Committee within 72 hours before it is to consider the item at its regularly scheduled meeting will be made available for public inspection at ACWA JPIA, 2100 Professional Drive, Roseville, CA 95661-3700; telephone (916) 786-5742. The JPIA's normal business hours are Monday – Friday, 7:30 a.m. to 4:30 p.m.

**ACWA JPIA**  
**MEMBERSHIP APPROVAL REQUEST**  
February 9, 2021

**AGENCY INFORMATION**

Southwest Kings Groundwater Sustainability Agency Corcoran, CA Kings County	<u>Program</u> Liability	<u>Join Date</u> Applying
Date Formed: 2017 Type of Agency: Groundwater Sustainability Agency Date Joined ACWA: Applying		

---

**LINES OF COVERAGE**

<u>Program</u>	<u>Payroll</u>	<u>Quoted Premium</u>	<u>Current Carrier</u>
Liability	\$0	\$1,350	N/A

**BACKGROUND**

A group of five agencies entered into an Agreement on February 8, 2017 to form the Southwest Kings Groundwater Sustainability Agency (GSA). Deanna Jackson, Executive Director for the GSA and for Tri- County Water Authority approached the JPIA for Liability coverage. The current GSA membership is as follows:

Members	Existing JPIA Member Programs Participation
Dudley Ridge Water District	Yes, since 1986 – Liability
Tulare Lake Reclamation District #761	No
Kettleman City Community Services District	No
Tulare Lake Basin Water Storage District	Yes, since 1986 – Liability, Workers' Comp., Property, Employee Benefits
County of Kings	No

**RECOMMENDATION**

That the Executive Committee approve Southwest Kings Groundwater Sustainability Agency's application for admission to the Liability Program.

**ACWA JPIA**  
**CEO and Directors Update**  
**February 9, 2021**

**BACKGROUND**

This is a standing item on Executive Committee agendas.

**CURRENT SITUATION**

The JPIA's Chief Executive Officer and Directors will update the Executive Committee on relevant current issues, progress on the current Goals & Objectives, and potential future opportunities and challenges.

- JPIA office update
- Directors' update

**RECOMMENDATION**

None, informational only.

**ACWA JPIA**  
**Insurance Market Update**  
**February 9, 2021**

**BACKGROUND**

The excess/reinsurance market for the Liability and Property Programs continues to be very challenging. Both JPIA programs saw significant increases in the costs of the excess/reinsurance purchased for the 2019-20 and 2020-21 policy years.

**CURRENT SITUATION**

Looking forward to the 2021-22 policy years, the current projections are anticipating continued increases in the excess/reinsurance costs. The exception to the rising costs is the Workers' Compensation Program. Current indications are that excess pricing will remain stable.

Staff will review with the Committee current market conditions and pricing expectations for this year's Liability and Property Program renewals.

**RECOMMENDATION**

None, informational only.





# State of the Public Entity Insurance Market & Emerging Risks

January 2021

Presented by:

Alliant Insurance Services

*(THIS INFORMATION HAS BEEN CONSOLIDATED FROM VARIOUS INDUSTRY SOURCES)*



## Highlights

Swiss Re Institute estimates USD 83 billion global insured catastrophe losses in 2020, the fifth-costliest on record. The insurance industry covered 45% of global economic losses in 2020, above the ten-year-average of 37%.

U.S. Wildfires, Storms, Civil Disorders and 'Social Inflation' have created intense pressure on insurers in North America, causing insured losses in the billions, and while COVID - 19 has of course added new types of losses to the mix, more so, it has created additional uncertainty which is adding to an already difficult insurance marketplace.

Social inflation, years of high losses, aggressive litigation trends, and adverse results are driving the higher prices and tighter capacity in the excess casualty insurance space.

Source: A.M. Best, ISO, Verisk, Property Casualty Insurers Association of America (PCI)





# Property/Casualty Industry Performance

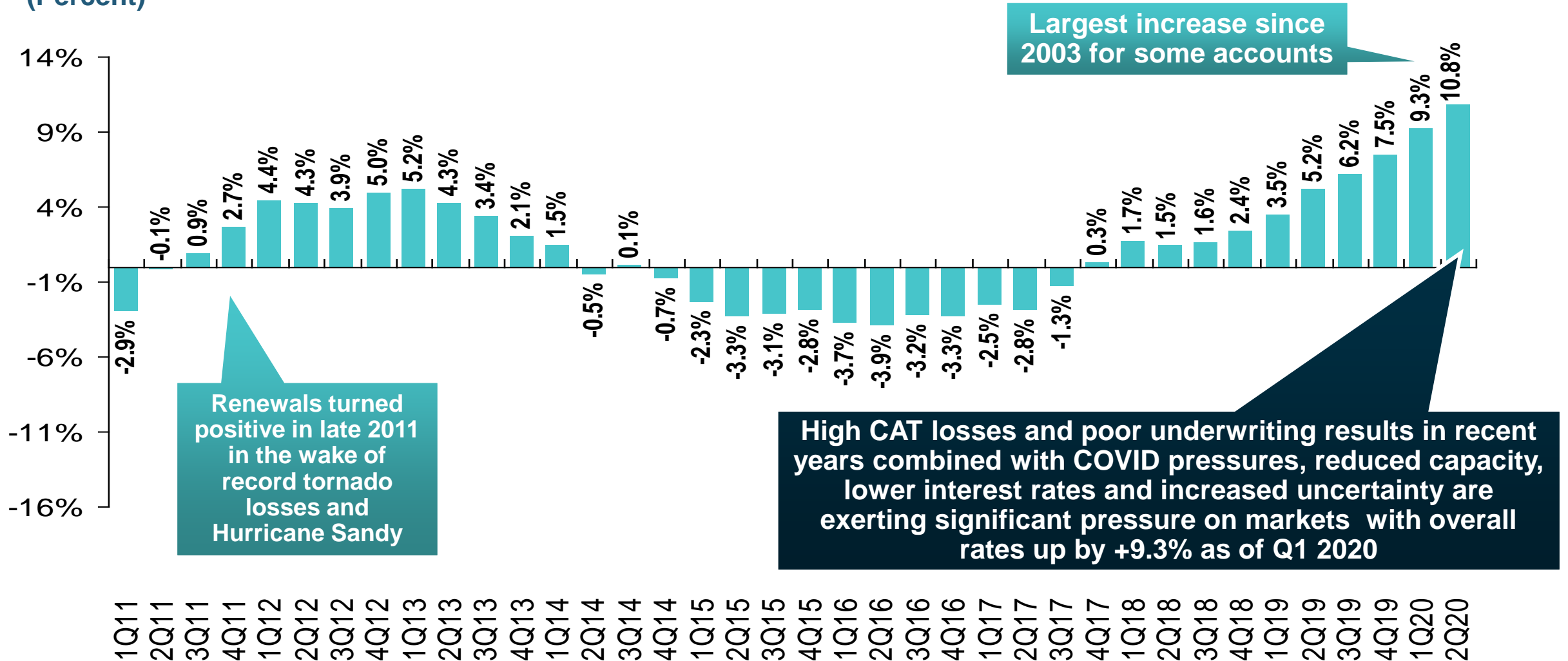
## U.S. commercial insurance prices again grew significantly in the third quarter of 2020

Prices for nearly all lines were consistent with the **increases** from the prior quarter survey. **Excess/umbrella liability** and directors and officers liability reported the largest price increases; commercial auto showed increases near or above double digits for the 12<sup>th</sup> consecutive quarter.

The outlier continues to be workers compensation, which indicated modest price reductions, though they have tempered for the last seven quarters. Price changes differed by account sizes with small accounts more muted, mid-market accounts **near double digits** and large accounts **well into double digits**.

# CIAB: Average Commercial Rate Change, All Lines, 2011:Q1–2020:Q2\*

(Percent)



\*Latest available.

Note: CIAB data cited here are based on a survey. Rate changes earned by individual insurers can and do vary, potentially substantially.

Source: Council of Insurance Agents & Brokers; Center for Risk and Uncertainty Management, Univ. of South Carolina.

# Viral Outbreaks Are Not An Insurable Risk

## Economic Losses from Pandemics

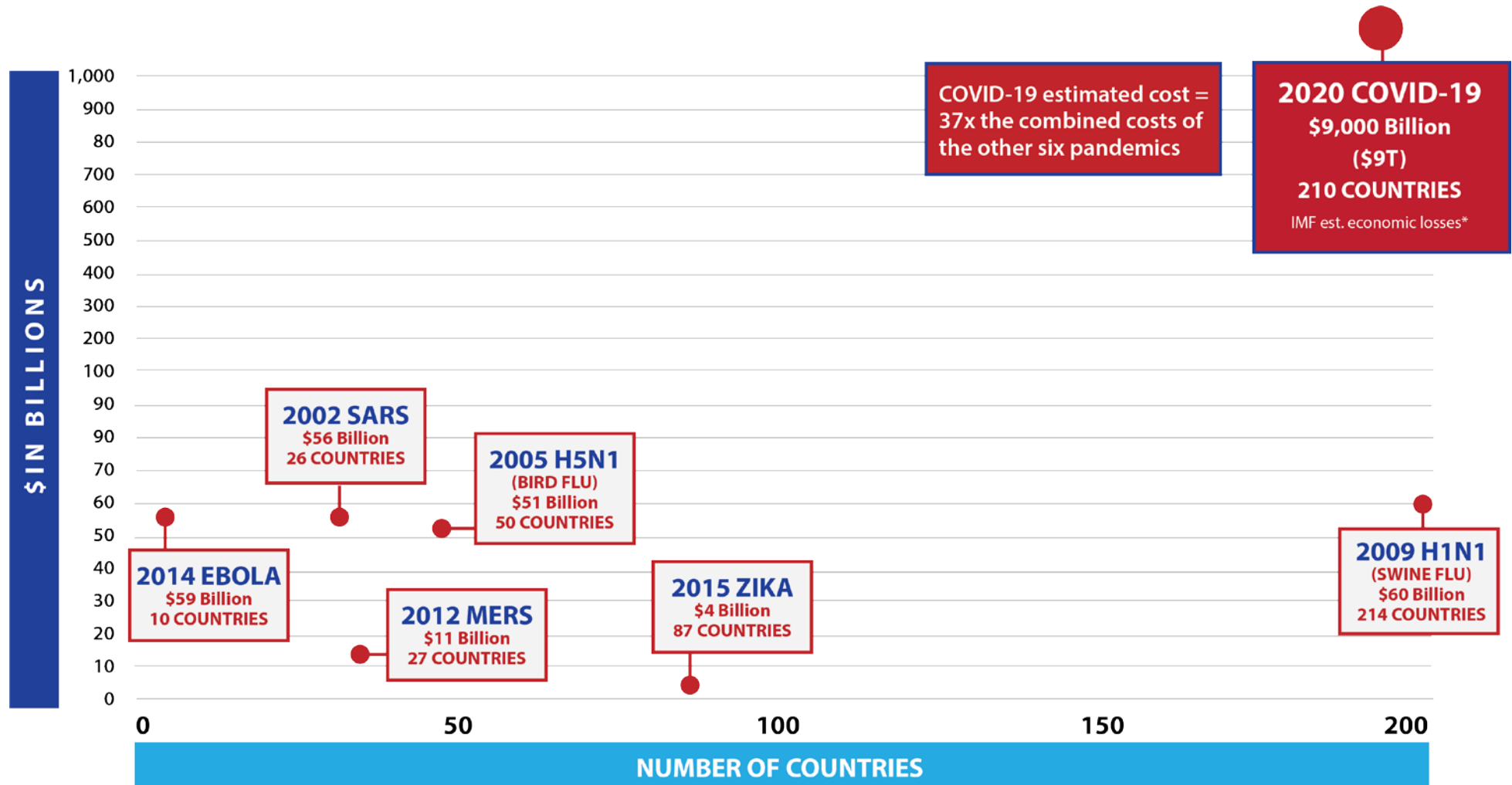
Pandemics are frequent, severe, and widespread (7 pandemics with multi-billion\$ **economic losses** in just the last 18 years)

### For Reference

2005 Katrina  
\$58 Billion

2001 9/11  
\$48 Billion

(insured losses)



## Take Aways

- COVID-19 impacts are not fully developed, but clearly adversely impact society, financial institutions and insurance markets.
- ***Due to market pressures and underwriting concerns, pricing continues to increase in most areas.***
- California has unique challenges, underwriting scrutiny due to continued loss development.





# Impact of Natural Catastrophes



# World Natural Catastrophes, 2020 1<sup>st</sup> Half

Losses from natural disasters  
in the first half of 2020

US\$ **68** bn



Some 40% of the losses insured

US\$ **27** bn

Many severe thunderstorms  
in North America

US\$ **27** bn  
(thereof insured: US\$ 20bn)



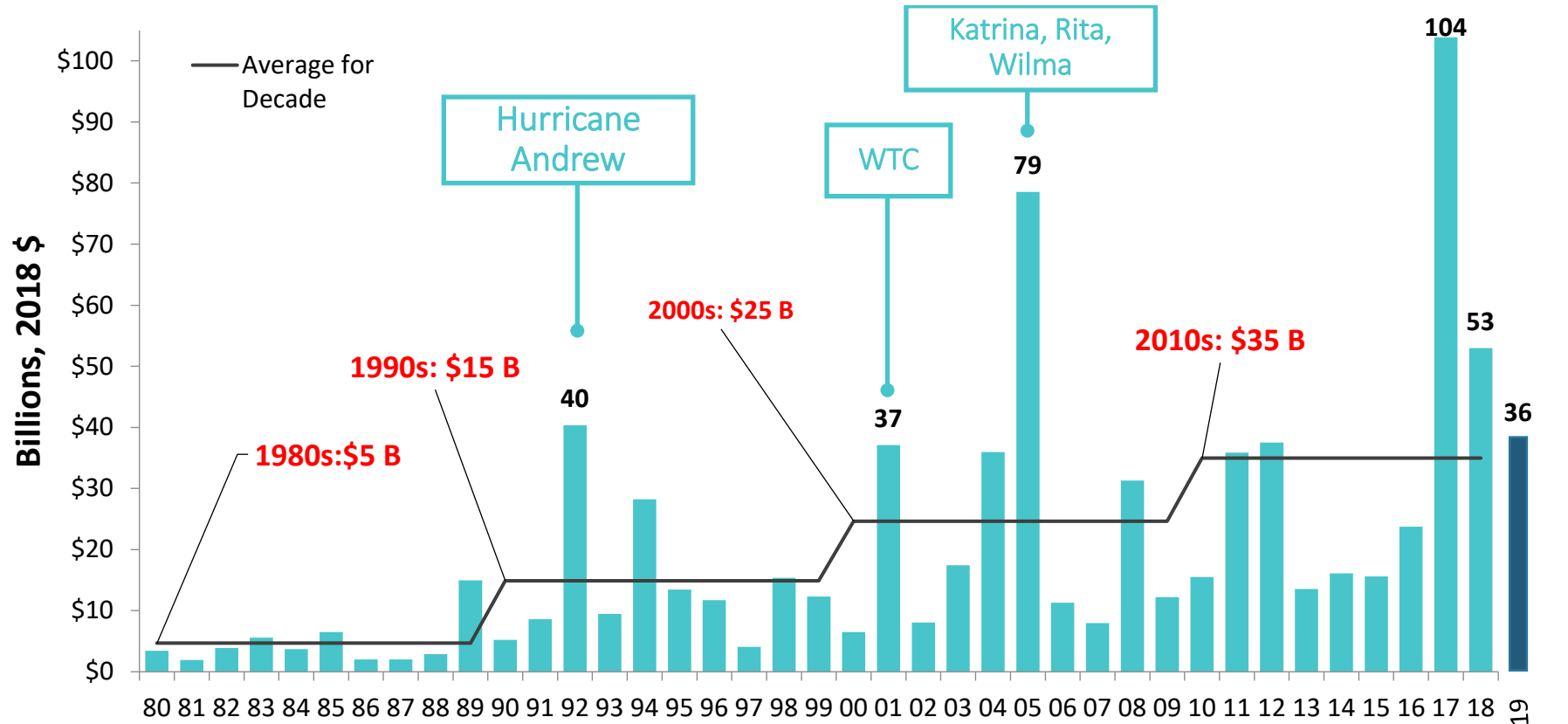
Cyclone Amphan in India - One of the  
most expensive cyclones in the region

US\$ **11.5** bn



© Munich Re NatCatSERVICE

# U.S. Inflation-Adjusted Cat Losses

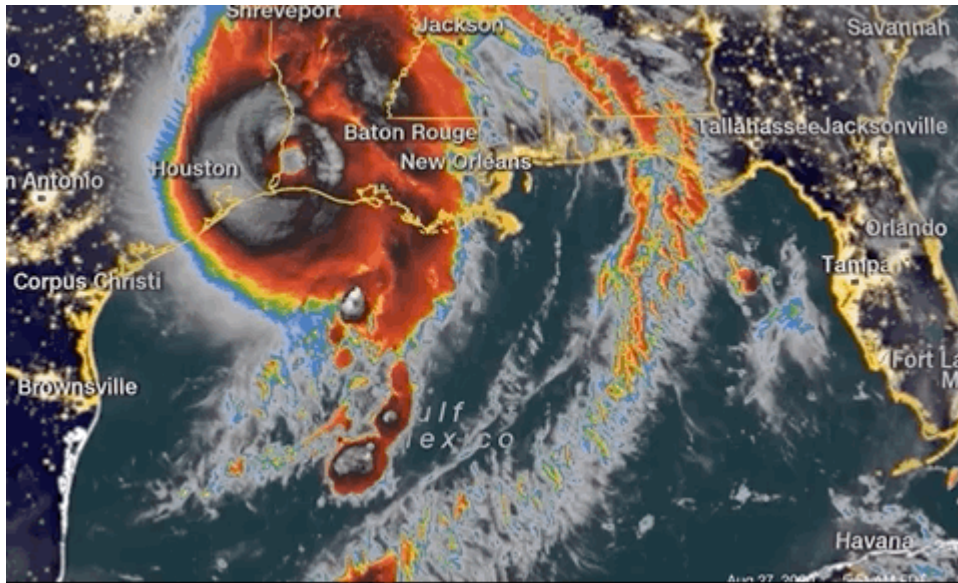


**2018 – Third worst year for U.S. Insured Catastrophe Losses.  
Average Insured Loss per Year for 1980-2019 is \$19.8 B.**



# Hurricanes

Potential threats from hurricanes include powerful winds, heavy rainfall, storm surges, coastal and inland flooding, rip currents, tornadoes, and landslides.



**Hurricane Laura affecting Gulf Coast  
August 2020**




**Hurricane Dorian affecting Bahamas & Eastern Seaboard  
September 2019**

## 2020 Hurricane Season

Record-breaking Atlantic hurricane season draws to an end

The extremely active 2020 Atlantic hurricane season closed with a **record-breaking 30 named storms** and 12 landfalling storms in the continental United States.





# Hurricanes



The graphic features a satellite image of a hurricane at the top. Below it, the text "2020 Atlantic Tropical Cyclone Names" is displayed in large, bold letters. To the left of the title is the NOAA 50th Anniversary logo. The names are organized into six columns, separated by vertical lines. The first four columns contain names that have been crossed out with red lines, while the fifth and sixth columns contain names that have not.

<del>Arthur</del>	Hanna	<del>Omar</del>	<del>Alpha</del>	<del>Iota</del>	Rho
<del>Bertha</del>	Isaias	<del>Paulette</del>	<del>Beta</del>	Kappa	Sigma
<del>Cristobal</del>	Josephine	<del>Rene</del>	<del>Gamma</del>	Lambda	Tau
<del>Dolly</del>	Kyle	<del>Sally</del>	<del>Delta</del>	Mu	Upsilon
<del>Edouard</del>	Laura	<del>Teddy</del>	<del>Epsilon</del>	Nu	Phi
<del>Fay</del>	Marco	<del>Vicky</del>	<del>Zeta</del>	Xi	Chi
<del>Gonzalo</del>	Nana	<del>Wilfred</del>	<del>Eta</del>	Omicron	Psi
			<del>Theta</del>	Pi	Omega

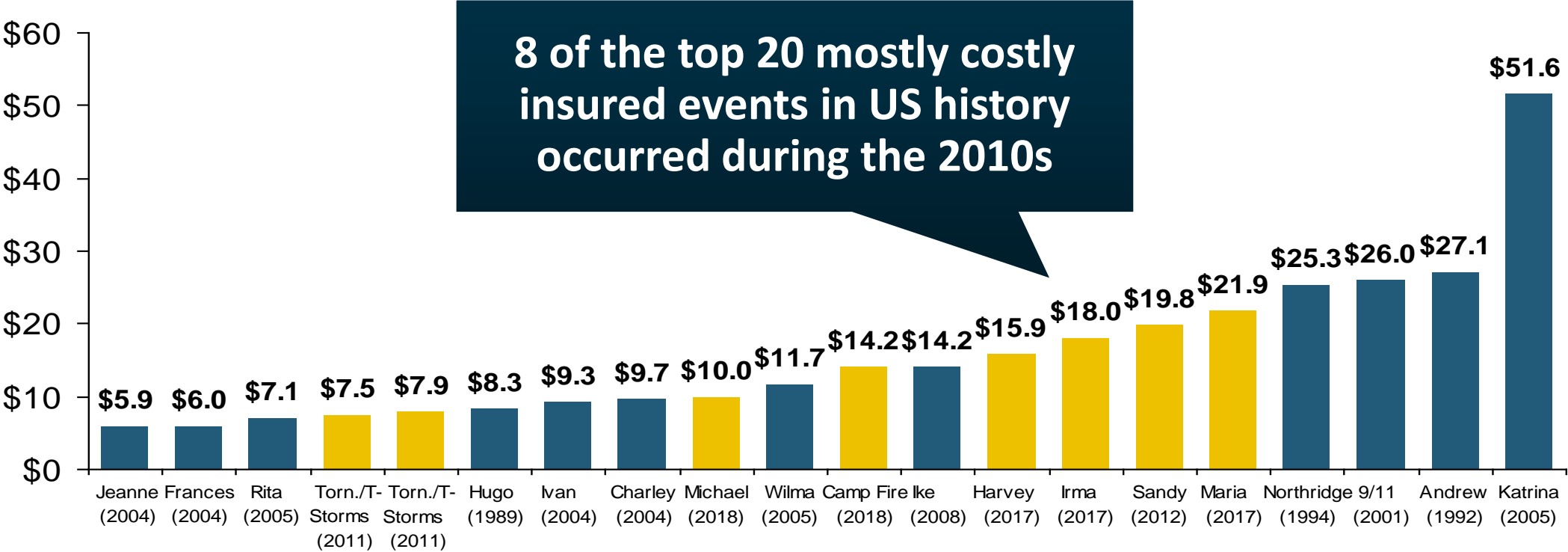
Be prepared: Visit [hurricanes.gov](https://hurricanes.gov) and follow @NWS and @NHC\_Atlantic on Twitter.

11/24/20

# Top 20 Most Costly Disasters in U.S. History—Katrina Still Ranks #1

(Insured Losses, 2017 Dollars, \$ Billions)\*

64  
COVID-19 insured property losses remain highly uncertain, but could easily make the top 10

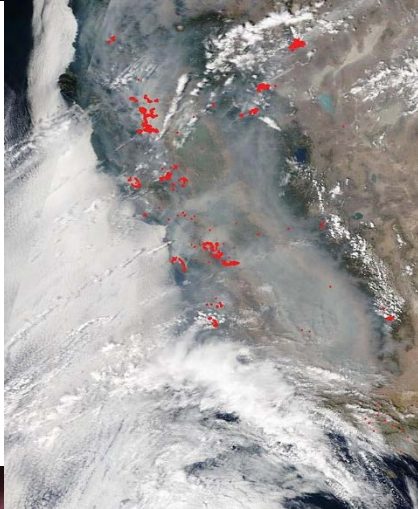


17 of the 20 Most Expensive Insurance Events in US History Have Occurred Since 2004

\*Estimated.

Sources: PCS, RMS, Karen Clark & Co; USC Center for Risk and Uncertainty Management adjustments to 2017<sup>14</sup> dollars using the CPI.

## Convective Storms



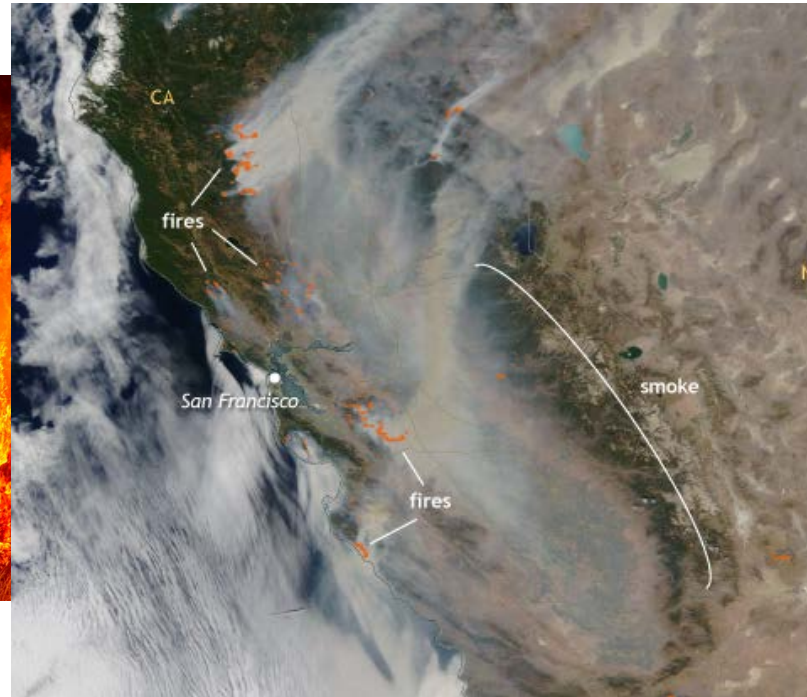
Commonly known as *thunderstorms*, intense heating causes a parcel of moist air to rise from the earth's surface into upper levels of the atmosphere, causing weather hazards such as **lightning, heavy rain, hail, flash flooding and tornadoes.**

This past August, lightning strikes (12,000) from storms like these sparked hundreds of wildfires in California.

The same month a *derecho* hit Iowa and four other states, causing \$7.5B+ in damage, *most costly thunderstorm in U.S. History.*

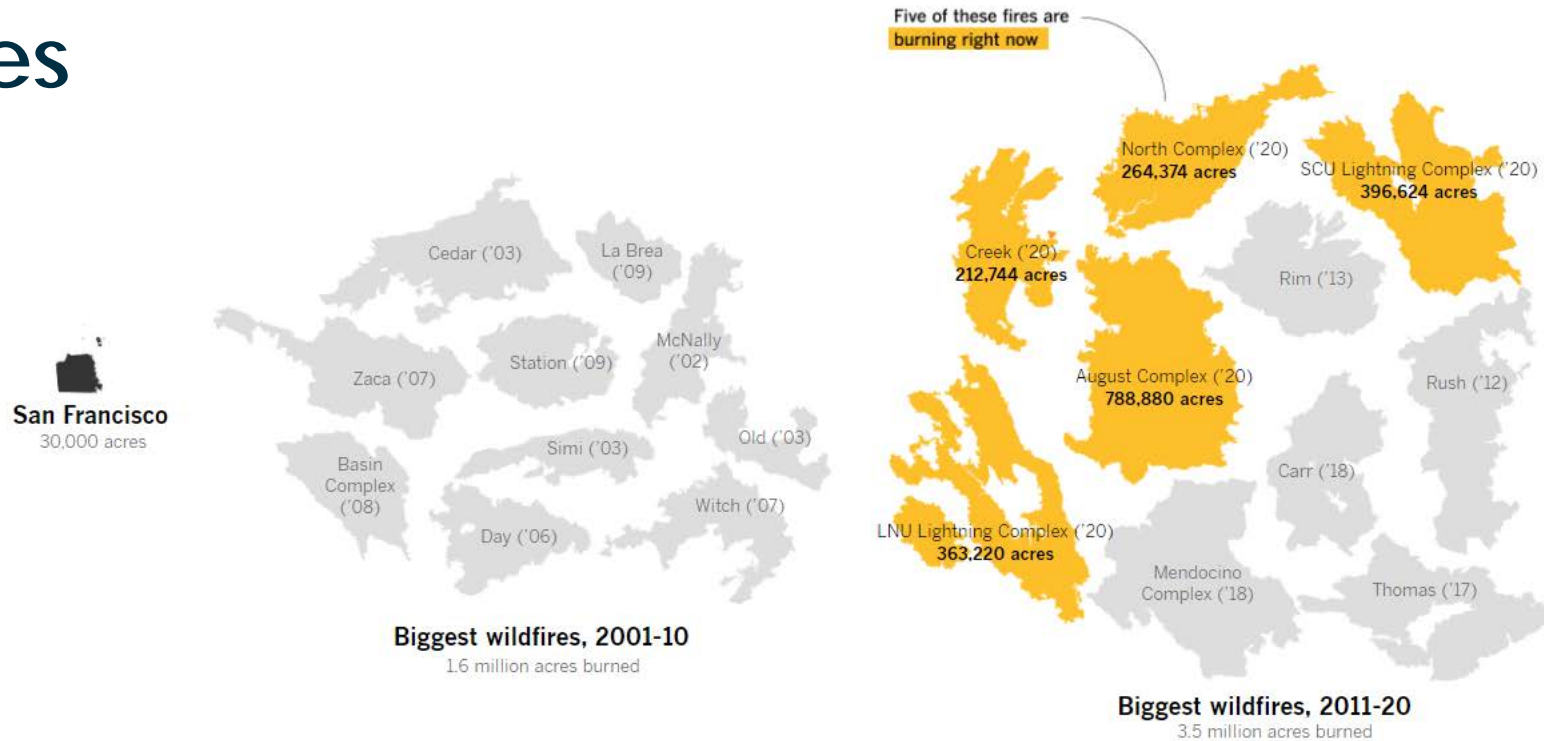


# Wildfires



The 2020 season was a record-setting one for the state of California and the United States as a whole. NIFC reported that as of Nov. 27 there were 52,113 wildfires that had burned 8,889,297 acres in 2020. This is approximately 2.3 million more acres burned than the 10-year average and almost double the acreage burned in the 2019 season.

# Wildfires

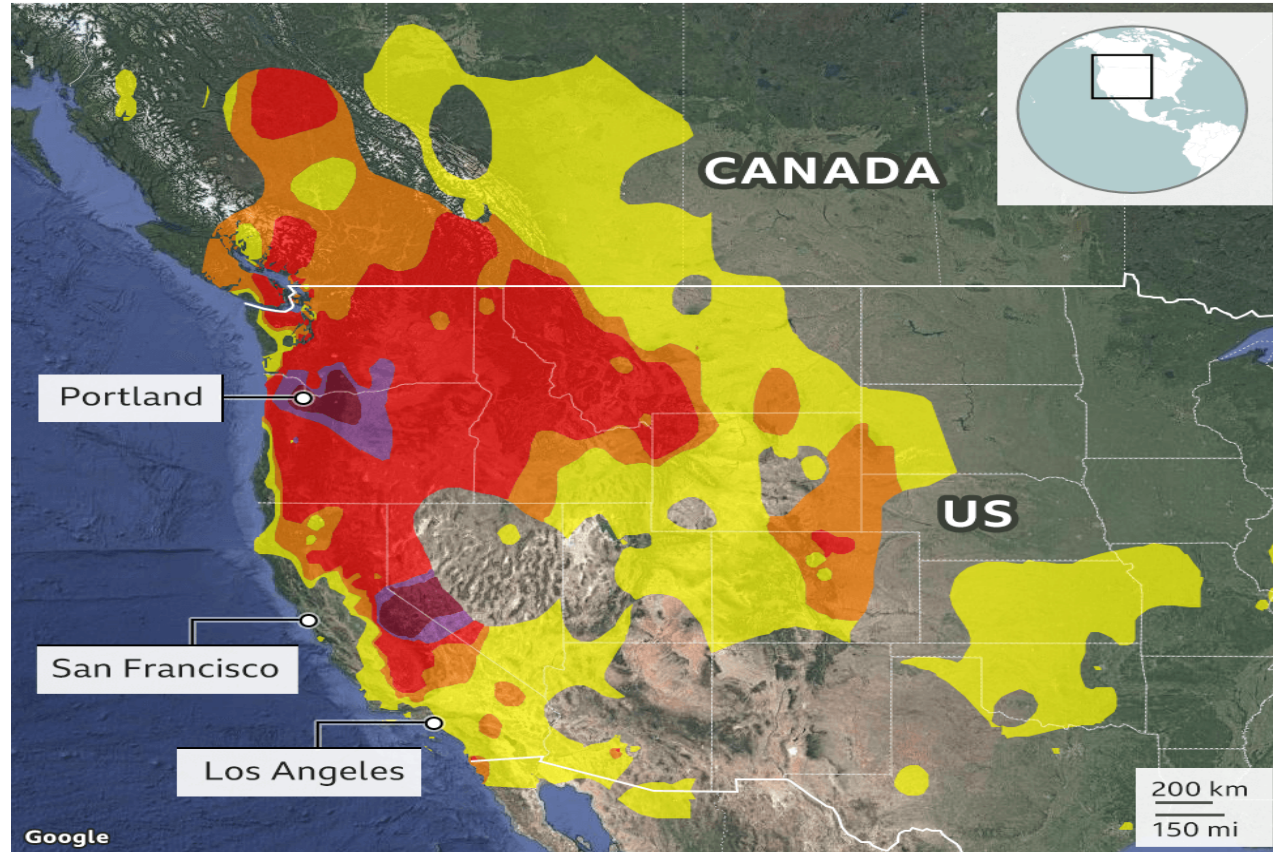


Record-breaking wildfires are occurring more often. Eight of the 10 largest fires in California history have burned in the past decade. On Sept. 9, the massive August Complex became the largest fire in the state's history.

Taken together, they dwarf the 10 biggest fires from the decade before.

# Wildfires

## Worst air quality on record for US West Coast



**Air Quality Index: levels of pollution including particulate matter**

- Moderate 51-100
- Unhealthy for sensitive groups 101-150
- Unhealthy 151 - 200
- Very unhealthy 201-300
- Hazardous 300 - 500

Source: AirNow

BBC



# Earthquakes



Not to be overlooked, Earthquakes are inevitable and can happen at any time.

Economic impacts of an earthquake can be devastating on first party property, and expected business revenues.



# 10 Critical Risks Shaping The Liability Landscape Today





# Hyper-Social Inflation

*“Social Inflation is a uniquely American phenomenon because the United States is the only country in the world that routinely uses jury trials for civil cases. Jurors have unconscious biases derived from the culmination of their life experiences.”*



Source: Markel Insurance

Texas - \$80M – Trucking accident injuring one person.

Washington - \$123M – Duck Boat accident killing and injuring many.

Georgia - \$280M – Trucking accident killing five people

Alabama - \$152M – Auto accident injuring one person

California - \$2B – Pesticide product allegedly harmed two people

New York - \$56M – Medical accident during surgery injuring one person

Maryland - \$230M – Medical accident during a delivery injuring one person

Pennsylvania - \$8M – Pharmaceutical product led to unwanted side effects in many persons

Georgia - \$125M Living conditions in an apartment building complex resulted in one death

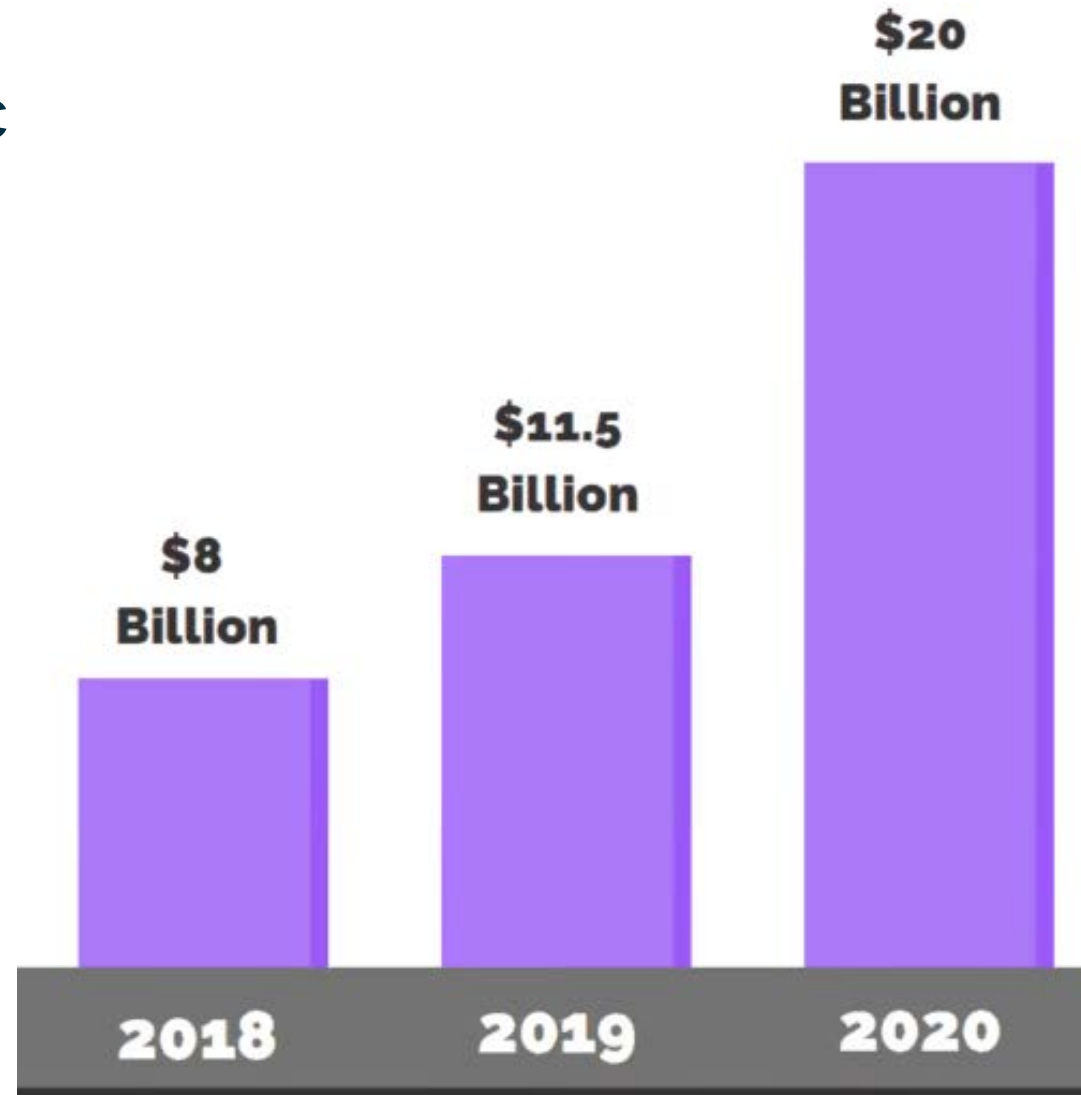
New York - \$110M – Construction accident killing one person.

## Large Public Entity Verdicts/Settlements

Loss Year	Description	Total Paid
2018	Sexual Abuse (Class Action)	\$500,000,000
2017	Sexual Abuse (Class Action)	\$215,000,000
2015	Methane Gas Leak	\$120,000,000
2015	Bus Shelter Collapse (Single Plaintiff)	\$115,000,000
2014	Child Abuse/Foster Care	\$113,400,000
2011	Police Shooting/Wrongful Death	\$97,000,000
2014	Dangerous Condition/Landslide	\$71,500,000
2016	Vehicle Accident/Fire Ambulance	\$65,750,000
2016	Wrongful Death	\$60,000,000
2015	Strip Search (Class Action)	\$53,000,000
2012	Dangerous Condition/Bridge Fire	\$50,000,000
2017	Vehicle Accident/Motorcycle vs Auto	\$46,000,000
2015	Vehicle Accident/Sherriff Vehicle	\$42,000,000
2011	Wrongful Conviction	\$40,000,000
2014	Dangerous Condition/Vehicle Accident	\$32,500,000
2015	Sexual Abuse	\$31,000,000
2016	Dangerous Condition/Vehicle Accident	\$30,000,000

## The Ransomware Epidemic

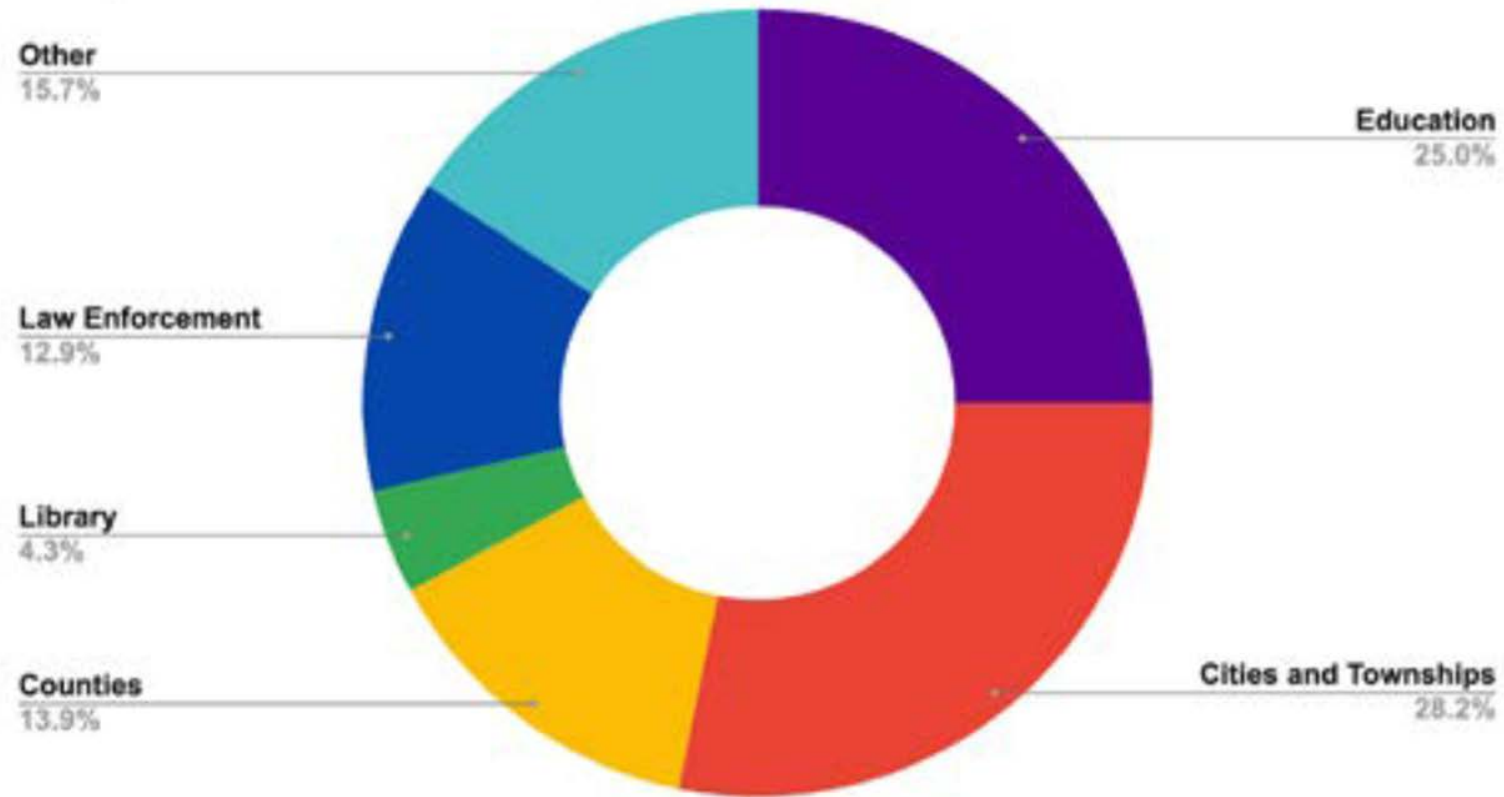
Ransomware surged in recent years, and there is no foreseeable slowdown. All industry segments were impacted. Manufacturing and professional services were particularly hard hit, followed closely by healthcare, education, and **government entities**.



\*Estimated global damage from ransomware.

# Cyber Attacks on Municipalities

Target Area of Attacks



# Aging Infrastructure



# Looking Ahead – The Market

## **Liability Market:**

- Increasing reserves for Law Enforcement Liability claims.
- SAM claims continue to come forward, high values and potential coverage issues (occurrences, date of loss, coverage exclusions/caps) – insureds' Policies and Procedures increasing focus of underwriting.
- Continued market hardening expected.

## **Workers Compensation Market:**

- Treatment of COVID-19 claims could still impact market significantly.
- Unlike other core coverage lines, WC remains relatively stable.

## **Property Market:**

- Increased scrutiny of client data (SOV, loss runs, COPE, etc.).
- Increased retentions and caps on certain types of exposure (wildfire/SRCC).
- Decreased limits provided by single carriers.
- Premium increases expected.



# Parting Thoughts

## **2020 is behind us... what's next?**

- Expect upward pressure on Liability & Property rates.
- Public agencies with a history of or exposure to large verdicts and liability settlements will continue to see increases and the marketplace for coverage will continue to retract.
- Dramatic price increases and reductions in coverage can be expected for Sexual Abuse and Molestation.
- Social Unrest focused on Public Entity infrastructure (City Hall, Police Station, etc.) could dramatically change market if several large urban losses are recorded.



---

# Thank you!

Please contact us if you would like a copy of this presentation.

---

January 2021

**ACWA JPIA**  
**General Counsel Report**  
**February 9, 2021**

**BACKGROUND**

This is a standing item on Executive Committee agendas.

**CURRENT SITUATION**

The JPIA's General Counsel, Robert Greenfield, will update the Executive Committee on new legislation or case law which may have an impact on the JPIA. In addition, Counsel will provide an update of coverage denials since the last report:

**RECOMMENDATION**

None, informational only.

# JPIA MEETING & CONFERENCE CALENDAR – 2021

MEETING DATES	BOARD OF DIRECTORS	EXECUTIVE	PERSONNEL	FINANCE & AUDIT	PROGRAMS				RISK MGMT
					Emp. Benefits	Liability	Property	Work Comp	
FEB 9		1:00 PM ZOOM							9:30 AM ZOOM
FEB 22			10:00 AM ZOOM						
APRIL 7				10:00 AM ZOOM					
APRIL 9		1:00 PM ZOOM							
APRIL 15					10:00 AM ZOOM				
MAY 10	10:00 AM ZOOM								
ACWA VIRTUAL CONFERENCE MAY 12–13									
JUNE 14							10:30 AM TBD	8:30 AM TBD	
JUNE 16		1:00 PM TBD							
JULY 15					9:00 AM TBD				
JULY 16		9:00 AM TBD							
CAJPA CONFERENCE – SEPTEMBER 14-17									
SEPT 20				8:30 AM TBD		10:30 AM TBD			
SEPT 22		1:00 PM TBD							
Nov 29	TBD								
ACWA CONFERENCE – NOVEMBER 30 – DECEMBER 3									

**\*\*DATES AND TIMES SUBJECT TO CHANGE**



# JPIA Check Register

Date	Vendor	Document No	Amount	Cleared
<b>Bank: CBTPay_0151 - CB&amp;T Payroll ZBA Acct #</b>				
<b>01/15/2021</b>				
01/15/2021	V000375--HEALTH EQUITY		55,581.95	In Transit
	<b>Total for 01/15/2021</b>		<b>55,581.95</b>	
<b>01/14/2021</b>				
01/14/2021	V000375--HEALTH EQUITY		76.70	In Transit
01/14/2021	V000035--AMERICAN FUNDS GROUP		336.50	In Transit
01/14/2021	V000693--PAYLOCITY CORPORATION		178,196.50	In Transit
	<b>Total for 01/14/2021</b>		<b>178,609.70</b>	
<b>12/31/2020</b>				
12/31/2020	V000693--PAYLOCITY CORPORATION		765.00	In Transit
12/31/2020	V000375--HEALTH EQUITY		591.91	In Transit
	<b>Total for 12/31/2020</b>		<b>1,356.91</b>	
<b>12/30/2020</b>				
12/30/2020	V000693--PAYLOCITY CORPORATION		185,772.07	In Transit
12/30/2020	V000035--AMERICAN FUNDS GROUP		336.50	In Transit
	<b>Total for 12/30/2020</b>		<b>186,108.57</b>	
<b>12/29/2020</b>				
12/29/2020	V000693--PAYLOCITY CORPORATION		17,459.18	In Transit
	<b>Total for 12/29/2020</b>		<b>17,459.18</b>	
<b>12/24/2020</b>				
12/24/2020	V000693--PAYLOCITY CORPORATION		39,617.83	In Transit
	<b>Total for 12/24/2020</b>		<b>39,617.83</b>	
<b>12/18/2020</b>				
12/18/2020	V000375--HEALTH EQUITY		3,139.39	In Transit
	<b>Total for 12/18/2020</b>		<b>3,139.39</b>	
<b>12/17/2020</b>				
12/17/2020	V000693--PAYLOCITY CORPORATION		145,044.38	In Transit
12/17/2020	V000693--PAYLOCITY CORPORATION		39,301.47	In Transit
12/17/2020	V000035--AMERICAN FUNDS GROUP		436.50	In Transit
	<b>Total for 12/17/2020</b>		<b>184,782.35</b>	
<b>12/10/2020</b>				
12/10/2020	V000375--HEALTH EQUITY		79.65	In Transit
	<b>Total for 12/10/2020</b>		<b>79.65</b>	
<b>12/04/2020</b>				
12/04/2020	V000375--HEALTH EQUITY		3,199.19	In Transit
	<b>Total for 12/04/2020</b>		<b>3,199.19</b>	
<b>12/03/2020</b>				
12/03/2020	V000693--PAYLOCITY CORPORATION		39,040.04	In Transit
12/03/2020	V000035--AMERICAN FUNDS GROUP		436.50	In Transit
12/03/2020	V000693--PAYLOCITY CORPORATION		144,555.16	In Transit
	<b>Total for 12/03/2020</b>		<b>184,031.70</b>	
	<b>Total for CBTPay_0151</b>		<b>853,966.42</b>	
<b>Bank: CBTGen_1961 - California Bank and Trust</b>				
<b>01/28/2021</b>				
01/28/2021	V000190--CISCO SYSTEMS INC	579	665.75	In Transit
01/28/2021	V000985--UNITED PARCEL SERVICE	584	113.92	In Transit
01/28/2021	V000022--ALHAMBRA	577	12.00	In Transit
01/28/2021	V000396--INTERNATIONAL MAILING EQUIPMENT INC	580	247.50	In Transit
01/28/2021	V000716--POSTMASTER	583	700.00	In Transit
01/28/2021	V001178--STALE DATED CHECK REISSUE	585	120.18	In Transit
01/28/2021	V001041--XEROX CORPORATION	586	2,086.43	In Transit
01/28/2021	V001090--CANON FINANCIAL SERVICES INC	578	1,510.98	In Transit

# JPIA Check Register

Date	Vendor	Document No	Amount Cleared
01/28/2021	V000390--ISOLVED BENEFIT SERVICES	581	15.00 In Transit
01/28/2021	V000604--PETER M GROFF JR	582	745.00 In Transit
	<b>Total for 01/28/2021</b>		<b><u>6,216.76</u></b>
	<b>01/22/2021</b>		
01/22/2021	V000294--EDWARD G. GLADBACH		50.00 In Transit
01/22/2021	V000701--PETER KUCHINSKY II		100.00 In Transit
01/22/2021	V000702--PFM ASSET MANAGEMENT, LLC.		6,297.64 In Transit
	<b>Total for 01/22/2021</b>		<b><u>6,447.64</u></b>
	<b>01/21/2021</b>		
01/21/2021	V000983--U.S. POSTAL SERVICE	575	50.00 In Transit
01/21/2021	V000892--SOUTH TAHOE PUBLIC UTILITY DISTRICT	574	200.00 In Transit
01/21/2021	V000378--HELIX WATER DISTRICT	568	100.00 In Transit
01/21/2021	V000259--DENISE J. DURAN-HANRATTY	566	1,038.65 In Transit
01/21/2021	V000868--SHRED-IT	573	75.00 In Transit
01/21/2021	V000630--MOULTON NIGUEL WATER DISTRICT	570	300.00 In Transit
01/21/2021	V000133--CALAVERAS COUNTY WATER DISTRICT	564	200.00 In Transit
01/21/2021	V001089--QUADIENT LEASING USA INC	572	643.10 In Transit
01/21/2021	V000985--UNITED PARCEL SERVICE	576	521.45 In Transit
01/21/2021	V000131--CAGWIN AND DORWARD	563	244.00 In Transit
01/21/2021	V001138--GET DUSTY INC	567	1,897.00 In Transit
01/21/2021	V000654--OCCU-MED, LTD.	571	60.00 In Transit
01/21/2021	V000502--KIRTON MCCONKIE	569	2,531.00 In Transit
01/21/2021	V000217--CV STRATEGIES	565	1,452.50 In Transit
	<b>Total for 01/21/2021</b>		<b><u>9,312.70</u></b>
	<b>01/19/2021</b>		
01/19/2021	V000074--BANK CARD CENTER		7,807.68 In Transit
01/19/2021	V000723--PUBLIC EMPLOYEES RETIREMENT SYSTEM		9,720.60 In Transit
01/19/2021	V000723--PUBLIC EMPLOYEES RETIREMENT SYSTEM		33,122.28 In Transit
	<b>Total for 01/19/2021</b>		<b><u>50,650.56</u></b>
	<b>01/15/2021</b>		
01/15/2021	V001009--WALTER A SELLS		1,200.00 In Transit
01/15/2021	V000428--JENNIFER LYNN NOGOSEK		50.00 In Transit
01/15/2021	V000163--CECILIA M. WUCHTER		50.00 In Transit
01/15/2021	V000526--LEE S. PATTON		414.69 In Transit
01/15/2021	V000231--DAVID A DRAKE		981.00 In Transit
	<b>Total for 01/15/2021</b>		<b><u>2,695.69</u></b>
	<b>01/14/2021</b>		
01/14/2021	V000848--SCHOLARSHARE COLLEGE SAVINGS PLAN		20.00 In Transit
01/14/2021	V000848--SCHOLARSHARE COLLEGE SAVINGS PLAN		225.00 In Transit
01/14/2021	V000534--LINCOLN FINANCIAL GROUP		1,830.77 In Transit
01/14/2021	V000196--CLARK PEST CONTROL	551	84.00 In Transit
01/14/2021	V000355--GILBERT ASSOCIATES, INC.	554	4,233.80 In Transit
01/14/2021	V000355--GILBERT ASSOCIATES, INC.	553	7,000.00 In Transit
01/14/2021	V000196--CLARK PEST CONTROL	550	84.00 In Transit
01/14/2021	V000986--UNITED STATES TREASURY	561	265.00 In Transit
01/14/2021	V001127--FIRST LOAN	552	50.00 In Transit
01/14/2021	V000984--U.S. POSTAL SERVICE(HASLER)	559	5,000.00 In Transit
01/14/2021	V001087--JILLIAN SCIANCALEPORE	556	5.54 In Transit
01/14/2021	V000985--UNITED PARCEL SERVICE	560	33.00 In Transit
01/14/2021	V000996--VALLEY FIRE AND SECURITY ALARMS, INC	562	70.00 In Transit
01/14/2021	V000874--SITELOGIQ	558	950.00 In Transit
01/14/2021	V000400--ISO SERVICES, INC.	555	1,472.55 In Transit
01/14/2021	V000022--ALHAMBRA	549	12.00 In Transit
01/14/2021	V000531--LEVEL 3 COMMUNICATIONS, LLC	557	2.15 In Transit
	<b>Total for 01/14/2021</b>		<b><u>21,337.81</u></b>
	<b>01/13/2021</b>		
01/13/2021	V000057--AON RISK INSURANCE SERVICES WEST		2,985.00 In Transit
01/13/2021	V000816--SAGE INTACCT INC		21,516.00 In Transit
01/13/2021	V000071--ATT MOBILITY		814.42 In Transit
	<b>Total for 01/13/2021</b>		<b><u>25,315.42</u></b>
	<b>01/11/2021</b>		

# JPIA Check Register

Date	Vendor	Document No	Amount Cleared
01/11/2021	V000282--DOUGLAS PROFESSIONAL OWNERS ASSOC.		2,828.25 In Transit
	<b>Total for 01/11/2021</b>		<b><u>2,828.25</u></b>
	<b>01/08/2021</b>		
01/08/2021	V000785--ROBIN FLINT		100.00 In Transit
01/08/2021	V000318--ERIK KOWALEWSKI		4,422.08 In Transit
01/08/2021	V000318--ERIK KOWALEWSKI		226.20 In Transit
01/08/2021	V000846--SARAH CRAWFORD		50.00 In Transit
01/08/2021	V000226--DANIEL STEELE		50.00 In Transit
01/08/2021	V000681--PATRICIA SLAVEN-IRVIN		13.90 In Transit
01/08/2021	V000428--JENNIFER LYNN NOGOSEK		50.00 In Transit
	<b>Total for 01/08/2021</b>		<b><u>4,912.18</u></b>
	<b>01/07/2021</b>		
01/07/2021	V000902--STATE BAR OF CALIFORNIA		713.00 In Transit
01/07/2021	V000327--FIRST ALARM SECURITY AND PATROL INC	532	275.00 In Transit
01/07/2021	V000190--CISCO SYSTEMS INC	528	661.10 In Transit
01/07/2021	V000930--SYMPRO, INC	545	4,920.25 In Transit
01/07/2021	V000259--DENISE J. DURAN-HANRATTY	530	2,419.27 In Transit
01/07/2021	V000211--CREATIVE PLANT DESIGNS	529	170.00 In Transit
01/07/2021	V000671--PAMELA E TOBIN	542	654.00 In Transit
01/07/2021	V000901--STANDARD INSURANCE COMPANY 1	544	4,562.05 In Transit
01/07/2021	V001038--WORKCOMPEDI, INC.	548	300.00 In Transit
01/07/2021	V000750--REDLINE COURIER SERVICE INC	543	960.40 In Transit
01/07/2021	V000124--BURKETTS OFFICE SUPPLIES, INC.	527	648.28 In Transit
01/07/2021	V001127--FIRST LOAN	533	50.00 In Transit
01/07/2021	V000986--UNITED STATES TREASURY	547	265.00 In Transit
01/07/2021	V000664--PACIFIC STANDARD PRESS	541	4,913.73 In Transit
01/07/2021	V000492--KEVIN J. CUTIGNI	536	920.80 In Transit
01/07/2021	V001087--JILLIAN SCIANCALEPORE	535	27.48 In Transit
01/07/2021	V000626--MONTECITO WATER DISTRICT	539	100.00 In Transit
01/07/2021	V000560--MAMMOTH COMMUNITY WATER DISTRICT	537	100.00 In Transit
01/07/2021	V000297--EL DORADO IRRIGATION DISTRICT	531	100.00 In Transit
01/07/2021	V000985--UNITED PARCEL SERVICE	546	795.10 In Transit
01/07/2021	V000653--OAKDALE IRRIGATION DISTRICT	540	100.00 In Transit
01/07/2021	V000579--MATTHEW BENDER AND CO., INC	538	605.88 In Transit
01/07/2021	V001138--GET DUSTY INC	534	1,897.00 In Transit
	<b>Total for 01/07/2021</b>		<b><u>26,158.34</u></b>
	<b>01/06/2021</b>		
01/06/2021	V000204--CONSOLIDATED COMMUNICATIONS		1,981.16 In Transit
01/06/2021	V000194--CITY OF ROSEVILLE		2,630.11 In Transit
	<b>Total for 01/06/2021</b>		<b><u>4,611.27</u></b>
	<b>01/05/2021</b>		
01/05/2021	V000702--PFM ASSET MANAGEMENT, LLC.		6,085.32 In Transit
01/05/2021	V000703--PG and E		1,822.10 In Transit
	<b>Total for 01/05/2021</b>		<b><u>7,907.42</u></b>
	<b>01/04/2021</b>		
01/04/2021	V000723--PUBLIC EMPLOYEES RETIREMENT SYSTEM		9,171.86 In Transit
01/04/2021	V000099--BLUEPAY		263.90 In Transit
01/04/2021	V000723--PUBLIC EMPLOYEES RETIREMENT SYSTEM		32,380.57 In Transit
	<b>Total for 01/04/2021</b>		<b><u>41,816.33</u></b>
	<b>12/30/2020</b>		
12/30/2020	V000848--SCHOLARSHARE COLLEGE SAVINGS PLAN		20.00 In Transit
12/30/2020	V000534--LINCOLN FINANCIAL GROUP		1,075.03 In Transit
12/30/2020	V000848--SCHOLARSHARE COLLEGE SAVINGS PLAN		225.00 In Transit
	<b>Total for 12/30/2020</b>		<b><u>1,320.03</u></b>
	<b>12/29/2020</b>		
12/29/2020	V000577--MATHEW C BUNDE	523	200.00 In Transit
12/29/2020	V000868--SHRED-IT	524	75.00 In Transit
12/29/2020	V001090--CANON FINANCIAL SERVICES INC	521	1,510.98 In Transit
12/29/2020	V001041--XEROX CORPORATION	526	2,239.11 In Transit
12/29/2020	V000996--VALLEY FIRE AND SECURITY ALARMS, INC	525	27.50 In Transit
12/29/2020	V001138--GET DUSTY INC	522	1,897.00 In Transit

# JPIA Check Register

Date	Vendor	Document No	Amount	Cleared
<b>Total for 12/29/2020</b>			<b>5,949.59</b>	
<b>12/23/2020</b>				
12/23/2020	V000435--JESUS COTA		100.00	In Transit
12/23/2020	V000948--THOMAS A. CUQUET		327.00	In Transit
<b>Total for 12/23/2020</b>			<b>427.00</b>	
<b>12/21/2020</b>				
12/21/2020	V000723--PUBLIC EMPLOYEES RETIREMENT SYSTEM		31,873.54	In Transit
12/21/2020	V000074--BANK CARD CENTER		11,472.66	In Transit
12/21/2020	V000723--PUBLIC EMPLOYEES RETIREMENT SYSTEM		12,367.36	In Transit
<b>Total for 12/21/2020</b>			<b>55,713.56</b>	
<b>12/18/2020</b>				
12/18/2020	V000834--SANDRA SMITH		54.00	In Transit
12/18/2020	V001009--WALTER A SELLS		144.00	In Transit
12/18/2020	V000645--NIDIA M. WATKINS		41.40	In Transit
12/18/2020	V000226--DANIEL STEELE		45.24	In Transit
12/18/2020	V001176--MIN SU		20.16	In Transit
12/18/2020	V001000--VERONICA R. COBIAN		23.68	In Transit
12/18/2020	V000084--BEN HAYDEN		24.72	In Transit
12/18/2020	V001175--SONYA BAKER		37.26	In Transit
12/18/2020	V000338--FREDERICK R. BOCKMILLER JR		654.00	In Transit
12/18/2020	V000294--EDWARD G. GLADBACH		704.00	In Transit
<b>Total for 12/18/2020</b>			<b>1,748.46</b>	
<b>12/17/2020</b>				
12/17/2020	V000848--SCHOLARSHARE COLLEGE SAVINGS PLAN		20.00	In Transit
12/17/2020	V000848--SCHOLARSHARE COLLEGE SAVINGS PLAN		225.00	In Transit
12/17/2020	V000534--LINCOLN FINANCIAL GROUP		2,742.27	In Transit
12/17/2020	V001127--FIRST LOAN	513	50.00	In Transit
12/17/2020	V000986--UNITED STATES TREASURY	520	265.00	In Transit
12/17/2020	V001174--STALE DATED CHECK REISSUE	516	2,150.72	In Transit
12/17/2020	V000936--TARGETSOLUTIONS LEARNING, LLC	519	138,400.00	In Transit
12/17/2020	V000131--CAGWIN AND DORWARD	511	103.92	In Transit
12/17/2020	V000740--RANDALL J. REED	518	981.00	In Transit
12/17/2020	V000131--CAGWIN AND DORWARD	512	232.00	In Transit
12/17/2020	V000654--OCCU-MED, LTD.	517	25,037.10	In Transit
12/17/2020	V000400--ISO SERVICES, INC.	515	331.80	In Transit
12/17/2020	V000394--INTERCARE HOLDINGS INSURANCE SERVICES	514	88.37	In Transit
<b>Total for 12/17/2020</b>			<b>170,627.18</b>	
<b>12/15/2020</b>				
12/15/2020	V001009--WALTER A SELLS		1,200.00	In Transit
<b>Total for 12/15/2020</b>			<b>1,200.00</b>	
<b>12/14/2020</b>				
12/14/2020	V000071--ATT MOBILITY		814.23	In Transit
<b>Total for 12/14/2020</b>			<b>814.23</b>	
<b>12/11/2020</b>				
12/11/2020	V000592--MELODY A. HENRIQUES-McDONALD		2,289.00	In Transit
12/11/2020	V000948--THOMAS A. CUQUET		981.00	In Transit
12/11/2020	V000439--JOHN BRUCE RUPP		1,635.00	In Transit
12/11/2020	V000536--LINDSEY D. JOHNSON		190.84	In Transit
12/11/2020	V000110--BRENT HASTEY		2,289.00	In Transit
12/11/2020	V000231--DAVID A DRAKE		1,635.00	In Transit
12/11/2020	V000338--FREDERICK R. BOCKMILLER JR		981.00	In Transit
12/11/2020	V000294--EDWARD G. GLADBACH		2,289.00	In Transit
12/11/2020	V000846--SARAH CRAWFORD		50.00	In Transit
12/11/2020	V000163--CECILIA M. WUCHTER		50.00	In Transit
12/11/2020	V000701--PETER KUCHINSKY II		100.00	In Transit
<b>Total for 12/11/2020</b>			<b>12,489.84</b>	
<b>12/10/2020</b>				
12/10/2020	V000985--UNITED PARCEL SERVICE	507	271.25	In Transit
12/10/2020	V000327--FIRST ALARM SECURITY AND PATROL INC	499	275.00	In Transit
12/10/2020	V000889--SOUTH MONTEBELLO IRRIGATION DIST.	505	16.76	In Transit



# JPIA Check Register

Date	Vendor	Document No	Amount	Cleared
12/10/2020	V000265--DEPARTMENT OF INDUSTRIAL RELATIONS	498	221,859.87	In Transit
12/10/2020	V001173--OTAY WATER DISTRICT	503	100.00	In Transit
12/10/2020	V000211--CREATIVE PLANT DESIGNS	497	170.00	In Transit
12/10/2020	V000039--AMERICAN SOCIETY OF SAFETY PROFESSION-ALS	495	230.00	In Transit
12/10/2020	V001047--ZIIVA, INC.	510	65,550.00	In Transit
12/10/2020	V000599--MEYERS FOZI AND DWORK LLP	502	105.00	In Transit
12/10/2020	V000901--STANDARD INSURANCE COMPANY 1	506	4,484.48	In Transit
12/10/2020	V001041--XEROX CORPORATION	509	2,214.39	In Transit
12/10/2020	V000750--REDLINE COURIER SERVICE INC	504	900.00	In Transit
12/10/2020	V000355--GILBERT ASSOCIATES, INC.	500	9,766.20	In Transit
12/10/2020	V000355--GILBERT ASSOCIATES, INC.	501	20,000.00	In Transit
12/10/2020	V000996--VALLEY FIRE AND SECURITY ALARMS, INC	508	70.00	In Transit
12/10/2020	V000022--ALHAMBRA	494	12.00	In Transit
12/10/2020	V000131--CAGWIN AND DORWARD	496	224.20	In Transit
	<b>Total for 12/10/2020</b>		<b>326,249.15</b>	
	<b>12/09/2020</b>			
12/09/2020	V000702--PFM ASSET MANAGEMENT, LLC.		6,278.94	In Transit
	<b>Total for 12/09/2020</b>		<b>6,278.94</b>	
	<b>12/07/2020</b>			
12/07/2020	V000723--PUBLIC EMPLOYEES RETIREMENT SYSTEM		12,367.36	In Transit
12/07/2020	V000723--PUBLIC EMPLOYEES RETIREMENT SYSTEM		31,846.29	In Transit
12/07/2020	V000703--PG and E		1,346.57	In Transit
12/07/2020	V000204--CONSOLIDATED COMMUNICATIONS		1,984.59	In Transit
12/07/2020	V000194--CITY OF ROSEVILLE		3,203.29	In Transit
	<b>Total for 12/07/2020</b>		<b>50,748.10</b>	
	<b>12/04/2020</b>			
12/04/2020	V000226--DANIEL STEELE		50.00	In Transit
12/04/2020	V000338--FREDERICK R. BOCKMILLER JR		654.00	In Transit
	<b>Total for 12/04/2020</b>		<b>704.00</b>	
	<b>12/03/2020</b>			
12/03/2020	V000534--LINCOLN FINANCIAL GROUP		2,742.27	In Transit
12/03/2020	V000848--SCHOLARSHARE COLLEGE SAVINGS PLAN		225.00	In Transit
12/03/2020	V000848--SCHOLARSHARE COLLEGE SAVINGS PLAN		20.00	In Transit
12/03/2020	V001127--FIRST LOAN	481	50.00	In Transit
12/03/2020	V000986--UNITED STATES TREASURY	491	265.00	In Transit
12/03/2020	V000132--CAJPA	476	1,500.00	In Transit
12/03/2020	V001038--WORKCOMPEDI, INC.	493	300.00	In Transit
12/03/2020	V000124--BURKETTS OFFICE SUPPLIES, INC.	475	521.22	In Transit
12/03/2020	V001138--GET DUSTY INC	482	1,897.00	In Transit
12/03/2020	V000985--UNITED PARCEL SERVICE	489	282.11	In Transit
12/03/2020	V000190--CISCO SYSTEMS INC	479	749.99	In Transit
12/03/2020	V001025--WESTERN MUNICIPAL WATER DISTRICT	492	3,217.74	In Transit
12/03/2020	V000860--SECRETARY OF STATE	487	1.00	In Transit
12/03/2020	V001087--JILLIAN SCIANCALEPORE	483	15.81	In Transit
12/03/2020	V000740--RANDALL J. REED	486	327.00	In Transit
12/03/2020	V000643--NICOLAY CONSULTING GROUP, INC.	485	2,700.00	In Transit
12/03/2020	V000985--UNITED PARCEL SERVICE	490	101.13	In Transit
12/03/2020	V000577--MATHEW C BUNDE	484	135.13	In Transit
12/03/2020	V000133--CALAVERAS COUNTY WATER DISTRICT	477	100.00	In Transit
12/03/2020	V000134--CALAVERAS PUBLIC UTILITY DISTRICT	478	100.00	In Transit
12/03/2020	V000985--UNITED PARCEL SERVICE	488	70.01	In Transit
12/03/2020	V000211--CREATIVE PLANT DESIGNS	480	170.00	In Transit
	<b>Total for 12/03/2020</b>		<b>15,490.41</b>	
	<b>12/02/2020</b>			
12/02/2020	V000099--BLUEPAY		94.90	In Transit
	<b>Total for 12/02/2020</b>		<b>94.90</b>	
	<b>Total for CBTGen_1961</b>		<b>860,065.76</b>	

Bank: EBMed\_4591 - CB&T Emp Ben ZBA Acct #  
01/27/2021

# JPIA Check Register

Date	Vendor	Document No	Amount	Cleared
01/27/2021	V000052--ANTHEM BLUE CROSS OF CALIFORNIA		25,799.74	In Transit
01/27/2021	V000052--ANTHEM BLUE CROSS OF CALIFORNIA		63,041.50	In Transit
	<b>Total for 01/27/2021</b>		<b>88,841.24</b>	
	<b>01/26/2021</b>			
01/26/2021	V000052--ANTHEM BLUE CROSS OF CALIFORNIA		80,241.10	In Transit
01/26/2021	V000052--ANTHEM BLUE CROSS OF CALIFORNIA		17,649.53	In Transit
	<b>Total for 01/26/2021</b>		<b>97,890.63</b>	
	<b>01/25/2021</b>			
01/25/2021	V000052--ANTHEM BLUE CROSS OF CALIFORNIA		12,298.84	In Transit
01/25/2021	V000052--ANTHEM BLUE CROSS OF CALIFORNIA		262,076.88	In Transit
	<b>Total for 01/25/2021</b>		<b>274,375.72</b>	
	<b>01/23/2021</b>			
01/23/2021	V000052--ANTHEM BLUE CROSS OF CALIFORNIA		28,044.73	In Transit
01/23/2021	V000052--ANTHEM BLUE CROSS OF CALIFORNIA		5,655.98	In Transit
	<b>Total for 01/23/2021</b>		<b>33,700.71</b>	
	<b>01/22/2021</b>			
01/22/2021	V000052--ANTHEM BLUE CROSS OF CALIFORNIA		10,957.54	In Transit
01/22/2021	V000052--ANTHEM BLUE CROSS OF CALIFORNIA		97,236.76	In Transit
01/22/2021	V000052--ANTHEM BLUE CROSS OF CALIFORNIA		25,203.82	In Transit
	<b>Total for 01/22/2021</b>		<b>133,398.12</b>	
	<b>01/21/2021</b>			
01/21/2021	V000052--ANTHEM BLUE CROSS OF CALIFORNIA		13,283.62	In Transit
01/21/2021	V000052--ANTHEM BLUE CROSS OF CALIFORNIA		39,531.38	In Transit
	<b>Total for 01/21/2021</b>		<b>52,815.00</b>	
	<b>01/20/2021</b>			
01/20/2021	V000052--ANTHEM BLUE CROSS OF CALIFORNIA		15,115.24	In Transit
01/20/2021	V000052--ANTHEM BLUE CROSS OF CALIFORNIA		82,018.08	In Transit
	<b>Total for 01/20/2021</b>		<b>97,133.32</b>	
	<b>01/19/2021</b>			
01/19/2021	V000052--ANTHEM BLUE CROSS OF CALIFORNIA		16,121.00	In Transit
01/19/2021	V000052--ANTHEM BLUE CROSS OF CALIFORNIA		120,976.49	In Transit
	<b>Total for 01/19/2021</b>		<b>137,097.49</b>	
	<b>01/18/2021</b>			
01/18/2021	V000052--ANTHEM BLUE CROSS OF CALIFORNIA		85,820.83	In Transit
01/18/2021	V000052--ANTHEM BLUE CROSS OF CALIFORNIA		13,552.02	In Transit
	<b>Total for 01/18/2021</b>		<b>99,372.85</b>	
	<b>01/16/2021</b>			
01/16/2021	V000052--ANTHEM BLUE CROSS OF CALIFORNIA		23,707.64	In Transit
01/16/2021	V000052--ANTHEM BLUE CROSS OF CALIFORNIA		5,318.92	In Transit
	<b>Total for 01/16/2021</b>		<b>29,026.56</b>	
	<b>01/15/2021</b>			
01/15/2021	V000052--ANTHEM BLUE CROSS OF CALIFORNIA		66,114.41	In Transit
01/15/2021	V000052--ANTHEM BLUE CROSS OF CALIFORNIA		9,714.66	In Transit
	<b>Total for 01/15/2021</b>		<b>75,829.07</b>	
	<b>01/14/2021</b>			
01/14/2021	V000052--ANTHEM BLUE CROSS OF CALIFORNIA		34,895.03	In Transit
01/14/2021	V000052--ANTHEM BLUE CROSS OF CALIFORNIA		46,599.97	In Transit
01/14/2021	V000052--ANTHEM BLUE CROSS OF CALIFORNIA		8,456.85	In Transit
	<b>Total for 01/14/2021</b>		<b>89,951.85</b>	
	<b>01/13/2021</b>			
01/13/2021	V000052--ANTHEM BLUE CROSS OF CALIFORNIA		11,920.41	In Transit
01/13/2021	V000052--ANTHEM BLUE CROSS OF CALIFORNIA		55,421.92	In Transit
	<b>Total for 01/13/2021</b>		<b>67,342.33</b>	

# JPIA Check Register

Date	Vendor	Document No	Amount	Cleared
<b>01/12/2021</b>				
01/12/2021	V000052--ANTHEM BLUE CROSS OF CALIFORNIA		14,390.20	In Transit
01/12/2021	V000052--ANTHEM BLUE CROSS OF CALIFORNIA		76,235.71	In Transit
01/12/2021	V000052--ANTHEM BLUE CROSS OF CALIFORNIA		211,574.18	In Transit
	<b>Total for 01/12/2021</b>		<b>302,200.09</b>	
<b>01/11/2021</b>				
01/11/2021	V000052--ANTHEM BLUE CROSS OF CALIFORNIA		9,481.42	In Transit
01/11/2021	V000052--ANTHEM BLUE CROSS OF CALIFORNIA		114,029.11	In Transit
	<b>Total for 01/11/2021</b>		<b>123,510.53</b>	
<b>01/09/2021</b>				
01/09/2021	V000052--ANTHEM BLUE CROSS OF CALIFORNIA		21,945.37	In Transit
01/09/2021	V000052--ANTHEM BLUE CROSS OF CALIFORNIA		1,627.71	In Transit
	<b>Total for 01/09/2021</b>		<b>23,573.08</b>	
<b>01/08/2021</b>				
01/08/2021	V000052--ANTHEM BLUE CROSS OF CALIFORNIA		79,842.21	In Transit
01/08/2021	V000052--ANTHEM BLUE CROSS OF CALIFORNIA		13,256.34	In Transit
	<b>Total for 01/08/2021</b>		<b>93,098.55</b>	
<b>01/07/2021</b>				
01/07/2021	V000052--ANTHEM BLUE CROSS OF CALIFORNIA		11,616.27	In Transit
01/07/2021	V000052--ANTHEM BLUE CROSS OF CALIFORNIA		133,602.65	In Transit
	<b>Total for 01/07/2021</b>		<b>145,218.92</b>	
<b>01/06/2021</b>				
01/06/2021	V000052--ANTHEM BLUE CROSS OF CALIFORNIA		190,049.02	In Transit
01/06/2021	V000052--ANTHEM BLUE CROSS OF CALIFORNIA		22,027.80	In Transit
	<b>Total for 01/06/2021</b>		<b>212,076.82</b>	
<b>01/05/2021</b>				
01/05/2021	V000052--ANTHEM BLUE CROSS OF CALIFORNIA		25,912.12	In Transit
01/05/2021	V000052--ANTHEM BLUE CROSS OF CALIFORNIA		129,213.31	In Transit
	<b>Total for 01/05/2021</b>		<b>155,125.43</b>	
<b>01/04/2021</b>				
01/04/2021	V000052--ANTHEM BLUE CROSS OF CALIFORNIA		61,061.16	In Transit
01/04/2021	V000052--ANTHEM BLUE CROSS OF CALIFORNIA		7,458.58	In Transit
	<b>Total for 01/04/2021</b>		<b>68,519.74</b>	
<b>01/02/2021</b>				
01/02/2021	V000052--ANTHEM BLUE CROSS OF CALIFORNIA		12,314.67	In Transit
01/02/2021	V000052--ANTHEM BLUE CROSS OF CALIFORNIA		5,212.03	In Transit
	<b>Total for 01/02/2021</b>		<b>17,526.70</b>	
<b>01/01/2021</b>				
01/01/2021	V000052--ANTHEM BLUE CROSS OF CALIFORNIA		6,959.94	In Transit
01/01/2021	V000052--ANTHEM BLUE CROSS OF CALIFORNIA		60,557.16	In Transit
	<b>Total for 01/01/2021</b>		<b>67,517.10</b>	
<b>12/31/2020</b>				
12/31/2020	V000052--ANTHEM BLUE CROSS OF CALIFORNIA		10,102.23	In Transit
12/31/2020	V000052--ANTHEM BLUE CROSS OF CALIFORNIA		150,765.47	In Transit
12/31/2020	V000052--ANTHEM BLUE CROSS OF CALIFORNIA		29,531.48	In Transit
	<b>Total for 12/31/2020</b>		<b>190,399.18</b>	
<b>12/30/2020</b>				
12/30/2020	V000052--ANTHEM BLUE CROSS OF CALIFORNIA		148,134.85	In Transit
12/30/2020	V000052--ANTHEM BLUE CROSS OF CALIFORNIA		22,706.58	In Transit
	<b>Total for 12/30/2020</b>		<b>170,841.43</b>	
<b>12/29/2020</b>				
12/29/2020	V000052--ANTHEM BLUE CROSS OF CALIFORNIA		173,175.86	In Transit
12/29/2020	V000052--ANTHEM BLUE CROSS OF CALIFORNIA		32,951.61	In Transit
	<b>Total for 12/29/2020</b>		<b>206,127.47</b>	

# JPIA Check Register

Date	Vendor	Document No	Amount	Cleared
<b>12/28/2020</b>				
12/28/2020	V000052--ANTHEM BLUE CROSS OF CALIFORNIA		10,129.31	In Transit
12/28/2020	V000052--ANTHEM BLUE CROSS OF CALIFORNIA		228,209.97	In Transit
	<b>Total for 12/28/2020</b>		<b>238,339.28</b>	
<b>12/26/2020</b>				
12/26/2020	V000052--ANTHEM BLUE CROSS OF CALIFORNIA		51,260.31	In Transit
12/26/2020	V000052--ANTHEM BLUE CROSS OF CALIFORNIA		10,902.62	In Transit
	<b>Total for 12/26/2020</b>		<b>62,162.93</b>	
<b>12/25/2020</b>				
12/25/2020	V000052--ANTHEM BLUE CROSS OF CALIFORNIA		7,681.40	In Transit
12/25/2020	V000052--ANTHEM BLUE CROSS OF CALIFORNIA		40,296.95	In Transit
	<b>Total for 12/25/2020</b>		<b>47,978.35</b>	
<b>12/24/2020</b>				
12/24/2020	V000052--ANTHEM BLUE CROSS OF CALIFORNIA		71,095.42	In Transit
12/24/2020	V000052--ANTHEM BLUE CROSS OF CALIFORNIA		41,781.15	In Transit
12/24/2020	V000052--ANTHEM BLUE CROSS OF CALIFORNIA		37,597.98	In Transit
	<b>Total for 12/24/2020</b>		<b>150,474.55</b>	
<b>12/23/2020</b>				
12/23/2020	V000052--ANTHEM BLUE CROSS OF CALIFORNIA		179,578.82	In Transit
12/23/2020	V000052--ANTHEM BLUE CROSS OF CALIFORNIA		72,250.40	In Transit
	<b>Total for 12/23/2020</b>		<b>251,829.22</b>	
<b>12/22/2020</b>				
12/22/2020	V000052--ANTHEM BLUE CROSS OF CALIFORNIA		132,119.29	In Transit
12/22/2020	V000052--ANTHEM BLUE CROSS OF CALIFORNIA		74,048.10	In Transit
	<b>Total for 12/22/2020</b>		<b>206,167.39</b>	
<b>12/21/2020</b>				
12/21/2020	V000052--ANTHEM BLUE CROSS OF CALIFORNIA		6,905.65	In Transit
12/21/2020	V000052--ANTHEM BLUE CROSS OF CALIFORNIA		137,985.23	In Transit
	<b>Total for 12/21/2020</b>		<b>144,890.88</b>	
<b>12/19/2020</b>				
12/19/2020	V000052--ANTHEM BLUE CROSS OF CALIFORNIA		44,509.91	In Transit
12/19/2020	V000052--ANTHEM BLUE CROSS OF CALIFORNIA		9,603.90	In Transit
	<b>Total for 12/19/2020</b>		<b>54,113.81</b>	
<b>12/18/2020</b>				
12/18/2020	V000052--ANTHEM BLUE CROSS OF CALIFORNIA		71,616.81	In Transit
12/18/2020	V000052--ANTHEM BLUE CROSS OF CALIFORNIA		125,059.01	In Transit
12/18/2020	V000052--ANTHEM BLUE CROSS OF CALIFORNIA		83,107.48	In Transit
	<b>Total for 12/18/2020</b>		<b>279,783.30</b>	
<b>12/17/2020</b>				
12/17/2020	V000052--ANTHEM BLUE CROSS OF CALIFORNIA		144,907.95	In Transit
12/17/2020	V000052--ANTHEM BLUE CROSS OF CALIFORNIA		18,222.42	In Transit
	<b>Total for 12/17/2020</b>		<b>163,130.37</b>	
<b>12/16/2020</b>				
12/16/2020	V000052--ANTHEM BLUE CROSS OF CALIFORNIA		28,896.47	In Transit
12/16/2020	V000052--ANTHEM BLUE CROSS OF CALIFORNIA		110,417.59	In Transit
	<b>Total for 12/16/2020</b>		<b>139,314.06</b>	
<b>12/15/2020</b>				
12/15/2020	V000052--ANTHEM BLUE CROSS OF CALIFORNIA		50,744.95	In Transit
12/15/2020	V000052--ANTHEM BLUE CROSS OF CALIFORNIA		92,929.95	In Transit
	<b>Total for 12/15/2020</b>		<b>143,674.90</b>	
<b>12/14/2020</b>				
12/14/2020	V000052--ANTHEM BLUE CROSS OF CALIFORNIA		198,660.81	In Transit
12/14/2020	V000052--ANTHEM BLUE CROSS OF CALIFORNIA		21,352.77	In Transit

# JPIA Check Register

Date	Vendor	Document No	Amount	Cleared
<b>Total for 12/14/2020</b>			<b>220,013.58</b>	
<b>12/12/2020</b>				
12/12/2020	V000052--ANTHEM BLUE CROSS OF CALIFORNIA		1,228.84	In Transit
12/12/2020	V000052--ANTHEM BLUE CROSS OF CALIFORNIA		29,528.43	In Transit
<b>Total for 12/12/2020</b>			<b>30,757.27</b>	
<b>12/11/2020</b>				
12/11/2020	V000052--ANTHEM BLUE CROSS OF CALIFORNIA		14,761.20	In Transit
12/11/2020	V000052--ANTHEM BLUE CROSS OF CALIFORNIA		106,060.83	In Transit
<b>Total for 12/11/2020</b>			<b>120,822.03</b>	
<b>12/10/2020</b>				
12/10/2020	V000052--ANTHEM BLUE CROSS OF CALIFORNIA		90,487.36	In Transit
12/10/2020	V000052--ANTHEM BLUE CROSS OF CALIFORNIA		15,107.37	In Transit
12/10/2020	V000052--ANTHEM BLUE CROSS OF CALIFORNIA		22,034.18	In Transit
<b>Total for 12/10/2020</b>			<b>127,628.91</b>	
<b>12/09/2020</b>				
12/09/2020	V000052--ANTHEM BLUE CROSS OF CALIFORNIA		121,848.67	In Transit
12/09/2020	V000052--ANTHEM BLUE CROSS OF CALIFORNIA		23,506.32	In Transit
<b>Total for 12/09/2020</b>			<b>145,354.99</b>	
<b>12/08/2020</b>				
12/08/2020	V000052--ANTHEM BLUE CROSS OF CALIFORNIA		479,558.31	In Transit
12/08/2020	V000052--ANTHEM BLUE CROSS OF CALIFORNIA		19,270.92	In Transit
12/08/2020	V000052--ANTHEM BLUE CROSS OF CALIFORNIA		44,666.47	In Transit
<b>Total for 12/08/2020</b>			<b>543,495.70</b>	
<b>12/07/2020</b>				
12/07/2020	V000052--ANTHEM BLUE CROSS OF CALIFORNIA		107,758.60	In Transit
12/07/2020	V000052--ANTHEM BLUE CROSS OF CALIFORNIA		12,754.28	In Transit
<b>Total for 12/07/2020</b>			<b>120,512.88</b>	
<b>12/05/2020</b>				
12/05/2020	V000052--ANTHEM BLUE CROSS OF CALIFORNIA		48,099.13	In Transit
12/05/2020	V000052--ANTHEM BLUE CROSS OF CALIFORNIA		2,694.20	In Transit
<b>Total for 12/05/2020</b>			<b>50,793.33</b>	
<b>12/04/2020</b>				
12/04/2020	V000052--ANTHEM BLUE CROSS OF CALIFORNIA		266,161.85	In Transit
12/04/2020	V000052--ANTHEM BLUE CROSS OF CALIFORNIA		22,545.73	In Transit
<b>Total for 12/04/2020</b>			<b>288,707.58</b>	
<b>12/03/2020</b>				
12/03/2020	V000052--ANTHEM BLUE CROSS OF CALIFORNIA		34,364.24	In Transit
12/03/2020	V000052--ANTHEM BLUE CROSS OF CALIFORNIA		249,322.13	In Transit
<b>Total for 12/03/2020</b>			<b>283,686.37</b>	
<b>12/02/2020</b>				
12/02/2020	V000052--ANTHEM BLUE CROSS OF CALIFORNIA		113,548.86	In Transit
12/02/2020	V000052--ANTHEM BLUE CROSS OF CALIFORNIA		27,246.20	In Transit
<b>Total for 12/02/2020</b>			<b>140,795.06</b>	
<b>12/01/2020</b>				
12/01/2020	V000052--ANTHEM BLUE CROSS OF CALIFORNIA		104,900.78	In Transit
12/01/2020	V000052--ANTHEM BLUE CROSS OF CALIFORNIA		29,716.98	In Transit
<b>Total for 12/01/2020</b>			<b>134,617.76</b>	
<b>Total for EBMed_4591</b>			<b>7,141,554.43</b>	
<b>Bank: EBGen_7181 - CB&amp;T Emp Ben Main Acct #</b>				
<b>01/27/2021</b>				
01/27/2021	V001005--VISION SERVICE PLAN		121,759.13	In Transit
01/27/2021	V000254--DELTA DENTAL INSURANCE COMPANY		190,012.66	In Transit

# JPIA Check Register

Date	Vendor	Document No	Amount	Cleared
01/27/2021	V000587--MEDIMPACT HEALTHCARE SYSTEMS INC		204,310.93	In Transit
01/27/2021	V000587--MEDIMPACT HEALTHCARE SYSTEMS INC		114,399.39	In Transit
01/27/2021	V000026--ALLIANT INSURANCE SERVICES INC-		5,000.00	In Transit
	<b>Total for 01/27/2021</b>		<b>635,482.11</b>	
	<b>01/26/2021</b>			
01/26/2021	V000122--bswift		33,281.83	In Transit
	<b>Total for 01/26/2021</b>		<b>33,281.83</b>	
	<b>01/22/2021</b>			
01/22/2021	V000010--ACCESS		190.64	In Transit
	<b>Total for 01/22/2021</b>		<b>190.64</b>	
	<b>01/20/2021</b>			
01/20/2021	V000254--DELTA DENTAL INSURANCE COMPANY		199,357.86	In Transit
01/20/2021	V000587--MEDIMPACT HEALTHCARE SYSTEMS INC		167,096.42	In Transit
01/20/2021	V000587--MEDIMPACT HEALTHCARE SYSTEMS INC		104,416.73	In Transit
	<b>Total for 01/20/2021</b>		<b>470,871.01</b>	
	<b>01/13/2021</b>			
01/13/2021	V000903--STEALTH BENEFIT SOLUTIONS		179,003.82	In Transit
01/13/2021	V000254--DELTA DENTAL INSURANCE COMPANY		147,960.87	In Transit
01/13/2021	V000468--KAISER PERMANENTE - SOUTH		1,795,225.97	In Transit
01/13/2021	V000255--DeltaCare USA		8,824.99	In Transit
01/13/2021	V000467--KAISER PERMANENTE - NORTH		726,460.07	In Transit
01/13/2021	V000052--ANTHEM BLUE CROSS OF CALIFORNIA		304,967.13	In Transit
01/13/2021	V001005--VISION SERVICE PLAN		15,873.66	In Transit
01/13/2021	V000052--ANTHEM BLUE CROSS OF CALIFORNIA		6,925.98	In Transit
01/13/2021	V000052--ANTHEM BLUE CROSS OF CALIFORNIA		2,441,339.49	In Transit
01/13/2021	V001103--STANDARD LIFE INSURANCE		64,801.73	In Transit
01/13/2021	V000587--MEDIMPACT HEALTHCARE SYSTEMS INC		252,786.66	In Transit
01/13/2021	V000587--MEDIMPACT HEALTHCARE SYSTEMS INC		89,539.12	In Transit
	<b>Total for 01/13/2021</b>		<b>6,033,709.49</b>	
	<b>01/07/2021</b>			
01/07/2021	V000254--DELTA DENTAL INSURANCE COMPANY		130,310.00	In Transit
01/07/2021	V000587--MEDIMPACT HEALTHCARE SYSTEMS INC		172,811.50	In Transit
01/07/2021	V000587--MEDIMPACT HEALTHCARE SYSTEMS INC		256,911.43	In Transit
	<b>Total for 01/07/2021</b>		<b>560,032.93</b>	
	<b>12/31/2020</b>			
12/31/2020	V000254--DELTA DENTAL INSURANCE COMPANY		161,335.03	In Transit
12/31/2020	V000587--MEDIMPACT HEALTHCARE SYSTEMS INC		147,112.25	In Transit
12/31/2020	V000587--MEDIMPACT HEALTHCARE SYSTEMS INC		282,398.92	In Transit
	<b>Total for 12/31/2020</b>		<b>590,846.20</b>	
	<b>12/29/2020</b>			
12/29/2020	V000254--DELTA DENTAL INSURANCE COMPANY		186,707.59	In Transit
	<b>Total for 12/29/2020</b>		<b>186,707.59</b>	
	<b>12/24/2020</b>			
12/24/2020	V000026--ALLIANT INSURANCE SERVICES INC-		5,000.00	In Transit
	<b>Total for 12/24/2020</b>		<b>5,000.00</b>	
	<b>12/22/2020</b>			
12/22/2020	V000587--MEDIMPACT HEALTHCARE SYSTEMS INC		144,181.46	In Transit
12/22/2020	V000587--MEDIMPACT HEALTHCARE SYSTEMS INC		300,243.65	In Transit
	<b>Total for 12/22/2020</b>		<b>444,425.11</b>	
	<b>12/17/2020</b>			
12/17/2020	V000010--ACCESS		186.36	In Transit
	<b>Total for 12/17/2020</b>		<b>186.36</b>	
	<b>12/16/2020</b>			
12/16/2020	V000254--DELTA DENTAL INSURANCE COMPANY		190,661.47	In Transit
12/16/2020	V001005--VISION SERVICE PLAN		130,193.32	In Transit
	<b>Total for 12/16/2020</b>		<b>320,854.79</b>	

# JPIA Check Register

Date	Vendor	Document No	Amount Cleared
<b>12/15/2020</b>			
12/15/2020	V000587--MEDIMPACT HEALTHCARE SYSTEMS INC		22,661.41 In Transit
12/15/2020	V000587--MEDIMPACT HEALTHCARE SYSTEMS INC		80,735.06 In Transit
12/15/2020	V000587--MEDIMPACT HEALTHCARE SYSTEMS INC		206,270.98 In Transit
	<b>Total for 12/15/2020</b>		<b><u>309,667.45</u></b>
<b>12/14/2020</b>			
12/14/2020	V000587--MEDIMPACT HEALTHCARE SYSTEMS INC		46,054.36 In Transit
12/14/2020	V000122--bswift		33,309.66 In Transit
	<b>Total for 12/14/2020</b>		<b><u>79,364.02</u></b>
<b>12/11/2020</b>			
12/11/2020	V000587--MEDIMPACT HEALTHCARE SYSTEMS INC		32,965.00 In Transit
	<b>Total for 12/11/2020</b>		<b><u>32,965.00</u></b>
<b>12/10/2020</b>			
12/10/2020	V000600--MHN MANAGED HEALTH NETWORK		7,684.97 In Transit
12/10/2020	V001103--STANDARD LIFE INSURANCE		63,841.84 In Transit
12/10/2020	V000255--DeltaCare USA		8,532.23 In Transit
12/10/2020	V001005--VISION SERVICE PLAN		15,891.48 In Transit
12/10/2020	V000052--ANTHEM BLUE CROSS OF CALIFORNIA		2,364,089.91 In Transit
12/10/2020	V000903--STEALTH BENEFIT SOLUTIONS		254,162.74 In Transit
12/10/2020	V000052--ANTHEM BLUE CROSS OF CALIFORNIA		283,512.72 In Transit
12/10/2020	V000467--KAISER PERMANENTE - NORTH		651,223.06 In Transit
12/10/2020	V000468--KAISER PERMANENTE - SOUTH		1,633,078.10 In Transit
	<b>Total for 12/10/2020</b>		<b><u>5,282,017.05</u></b>
<b>12/09/2020</b>			
12/09/2020	V000254--DELTA DENTAL INSURANCE COMPANY		152,425.01 In Transit
12/09/2020	V000587--MEDIMPACT HEALTHCARE SYSTEMS INC		269,682.49 In Transit
12/09/2020	V000587--MEDIMPACT HEALTHCARE SYSTEMS INC		211,900.40 In Transit
	<b>Total for 12/09/2020</b>		<b><u>634,007.90</u></b>
<b>12/03/2020</b>			
12/03/2020	V000254--DELTA DENTAL INSURANCE COMPANY		147,055.01 In Transit
	<b>Total for 12/03/2020</b>		<b><u>147,055.01</u></b>
<b>12/02/2020</b>			
12/02/2020	V000587--MEDIMPACT HEALTHCARE SYSTEMS INC		251,535.68 In Transit
12/02/2020	V000587--MEDIMPACT HEALTHCARE SYSTEMS INC		149,138.01 In Transit
	<b>Total for 12/02/2020</b>		<b><u>400,673.69</u></b>
	<b>Total for EBGen_7181</b>		<b><u>16,167,338.18</u></b>

from 12/01/2020  
to 12/15/2020

ACWA Joint Powers Insurance Authority

Sorted By Check

# Claims Payment Report

<u>Check Date</u>	<u>Check Number</u>	<u>District Name</u>	<u>Claim Date</u>	<u>Transaction Type</u>	<u>Amount</u>
12/01/2020	224690	Water Replenishment District of Southern	06/22/2020	Property - District Property	5,435.62
12/01/2020	224691	Water Replenishment District of Southern	06/22/2020	Property - District Property	5,420.93
12/01/2020	224692	Montecito Water District	08/03/2020	Liability - Property Damage	7,000.00
12/01/2020	224693	Otay Water District	08/10/2020	Adjuster	622.50
12/01/2020	224694	Otay Water District	10/05/2020	Adjuster	840.00
12/01/2020	224695	Vista Irrigation District	11/22/2019	Adjuster	8,467.50
12/01/2020	224696	Rosedale-Rio Bravo Water Storage Distric	08/07/2019	Defense Attorney	209.00
12/01/2020	224697	Rosedale-Rio Bravo Water Storage Distric	08/07/2019	Expense General	435.00
12/01/2020	224698	Calaveras County Water District	09/05/2019	Defense Attorney	152.00
12/01/2020	224699	Sacramento Suburban Water District	12/19/2019	Defense Attorney	3,002.00
12/01/2020	224700	South Feather Water and Power Agency	02/04/2019	Defense Attorney	228.00
12/01/2020	224701	Sutter Extension Water District	09/01/2019	Defense Attorney	855.00
12/01/2020	224702	Solano Irrigation District	02/13/2019	Defense Attorney	95.00
12/01/2020	224703	Solano Irrigation District	04/01/2019	Defense Attorney	513.00
12/01/2020	224704	Madera Irrigation District	11/22/2017	Defense Attorney	2,793.00
12/01/2020	224705	Tulare Irrigation District	01/03/2017	Defense Attorney	152.00
12/01/2020	224706	Central California Irrigation District	10/22/2020	Liability - Property Damage	586.71
12/01/2020	224707	Central California Irrigation District	11/09/2020	Liability - Property Damage	875.54
12/01/2020	224708	San Bernardino Valley Water Conservatio	09/08/2020	Property - District Property	403.55
12/01/2020	224709	Otay Water District	08/31/2020	Liability - Small Claims	532.50
12/01/2020	224710	Purissima Hills Water District	08/26/2018	Expert	658.28
12/01/2020	224711	Oakdale Irrigation District	08/07/2018	Expense General	783.00
12/01/2020	224712	Monte Vista Water District	04/15/2020	Liability - Property Damage	1,107.33
12/01/2020	224713	San Juan Water District	08/06/2020	Liability - Property Damage	699.71
12/01/2020	224714	Water Employee Services Authority	05/11/2020	Liability - Property Damage	997.00
12/01/2020	224715	Calleguas Municipal Water District	07/31/2017	PPD	580.00
12/01/2020	224716	Rancho California Water District	11/19/2020	TTD	285.72
12/01/2020	224717	Rancho California Water District	11/19/2020	TTD	190.48
12/01/2020	224718	Yolo County Flood Control & Water Conse	11/21/1991	Life pension	84.00
12/01/2020	224719	Carmichael Water District	12/12/2019	TTD	2,502.76
12/01/2020	224720	Sweetwater Authority	10/08/2020	TTD	2,598.86
12/01/2020	224721	Sweetwater Authority	09/12/2020	TTD	2,461.12
12/01/2020	224722	Sweetwater Authority	10/08/2020	TTD	2,598.86
12/01/2020	224723	Yuba County Water Agency	05/08/2017	PPD	580.00
12/01/2020	224724	Kern County Water Agency	09/16/2016	PPD	580.00
12/03/2020	224725	Municipal Water District of Orange County	06/01/2020	Defense Attorney	760.00
12/03/2020	224726	Palo Verde Irrigation District	03/13/2019	Expert	6,356.50
12/03/2020	224727	Water Employee Services Authority	05/11/2020	Liability - Property Damage	1,905.00
12/03/2020	224728	Rancho California Water District	07/15/2019	Expert	5,243.00
12/03/2020	224729	Oakdale Irrigation District	09/22/2019	Liability - Property Damage	10,000.00
12/03/2020	224730	Rancho California Water District	03/18/2008	Medical, general	193.04
12/03/2020	224731	Helix Water District	07/23/2019	Medical, general	104.30
12/03/2020	224732	Sweetwater Authority	10/08/2020	Physical therapy	149.61



from 12/01/2020  
to 12/15/2020

ACWA Joint Powers Insurance Authority

Sorted By Check

## Claims Payment Report

<u>Check Date</u>	<u>Check Number</u>	<u>District Name</u>	<u>Claim Date</u>	<u>Transaction Type</u>	<u>Amount</u>
12/03/2020	224733	Helix Water District	07/23/2019	Medical, general	208.60
12/03/2020	224734	Sweetwater Authority	09/12/2020	Physical therapy	108.14
12/03/2020	224735	Helix Water District	07/23/2019	Medical, general	304.61
12/03/2020	224736	Vista Irrigation District	02/04/2019	Physical therapy	183.56
12/03/2020	224737	Stockton-East Water District	08/30/2011	Medical, general	99.69
12/03/2020	224738	Berrenda Mesa Water District	02/25/2013	PPD	460.00
12/03/2020	224739	Quartz Hill Water District	06/01/2020	Medical, general	108.56
12/03/2020	224740	South Tahoe Public Utility District	08/21/2020	Hospital (Outpatient)	765.65
12/03/2020	224741	Vallecitos Water District	01/14/2016	Medical, general	159.05
12/03/2020	224742	Sweetwater Authority	09/12/2020	Medical, general	187.18
12/03/2020	224743	San Luis Water District	09/04/2020	TTD	239.48
12/03/2020	224744	Sweetwater Authority	02/28/2020	Mileage	224.86
12/03/2020	224745	Sweetwater Authority	01/21/2020	Medical, general	111.57
12/03/2020	224746	Sweetwater Authority	01/21/2020	Medical, general	111.57
12/03/2020	224747	Sweetwater Authority	01/21/2020	Medical, general	111.57
12/03/2020	224748	Sweetwater Authority	01/21/2020	Medical, general	111.57
12/03/2020	224749	Sweetwater Authority	01/21/2020	Medical, general	111.57
12/03/2020	224750	Sweetwater Authority	01/21/2020	Medical, general	111.57
12/03/2020	224751	Calaveras County Water District	10/15/2020	Diagnostics	193.56
12/03/2020	224752	Cucamonga Valley Water District	08/13/2020	Bill Review Fee	8.50
12/03/2020	224752	Cucamonga Valley Water District	08/13/2020	Bill Review Fee	16.84
12/03/2020	224752	Calleguas Municipal Water District	11/13/2020	Bill Review Fee	8.50
12/03/2020	224752	Calleguas Municipal Water District	11/13/2020	Bill Review Fee	0.48
12/03/2020	224752	Calleguas Municipal Water District	11/13/2020	Bill Review Fee	8.50
12/03/2020	224752	Calleguas Municipal Water District	11/13/2020	Bill Review Fee	10.32
12/03/2020	224752	Calleguas Municipal Water District	11/13/2020	Bill Review Fee	8.50
12/03/2020	224752	Calleguas Municipal Water District	11/13/2020	Bill Review Fee	12.14
12/03/2020	224752	Sweetwater Authority	12/11/2018	Bill Review Fee	8.50
12/03/2020	224752	Sweetwater Authority	12/11/2018	Bill Review Fee	1.99
12/03/2020	224752	Sweetwater Authority	12/11/2018	Bill Review Fee	8.50
12/03/2020	224752	Sweetwater Authority	12/11/2018	Bill Review Fee	1.96
12/03/2020	224752	Sutter Extension Water District	04/19/2019	Bill Review Fee	8.50
12/03/2020	224752	Sutter Extension Water District	04/19/2019	Bill Review Fee	12.59
12/03/2020	224752	Stockton-East Water District	08/30/2011	Bill Review Fee	8.50
12/03/2020	224752	Stockton-East Water District	08/30/2011	Bill Review Fee	0.41
12/03/2020	224752	Vista Irrigation District	02/04/2019	Bill Review Fee	8.50
12/03/2020	224752	Vista Irrigation District	02/04/2019	Bill Review Fee	8.10
12/03/2020	224752	Bella Vista Water District	11/06/2020	Bill Review Fee	8.50
12/03/2020	224752	Bella Vista Water District	11/06/2020	Bill Review Fee	10.60
12/03/2020	224752	Sweetwater Authority	02/28/2020	Bill Review Fee	8.50
12/03/2020	224752	Sweetwater Authority	02/28/2020	Bill Review Fee	8.56
12/03/2020	224752	Paradise Irrigation District	07/08/2020	Bill Review Fee	8.50
12/03/2020	224752	Paradise Irrigation District	07/08/2020	Bill Review Fee	39.04
12/03/2020	224752	South Tahoe Public Utility District	08/21/2020	Bill Review Fee	8.50

from 12/01/2020  
to 12/15/2020

ACWA Joint Powers Insurance Authority

Sorted By Check

## Claims Payment Report

<u>Check Date</u>	<u>Check Number</u>	<u>District Name</u>	<u>Claim Date</u>	<u>Transaction Type</u>	<u>Amount</u>
12/03/2020	224752	Mission Springs Water District	08/21/2011	Bill Review Fee	8.50
12/03/2020	224752	Mission Springs Water District	08/21/2011	Bill Review Fee	5.26
12/03/2020	224752	Tahoe City Public Utility District	09/14/2020	Bill Review Fee	8.50
12/03/2020	224752	Quartz Hill Water District	06/01/2020	Bill Review Fee	8.50
12/03/2020	224752	Alameda County Water District	09/16/2020	Bill Review Fee	8.50
12/03/2020	224752	Glenn-Colusa Irrigation District	05/08/2019	Bill Review Fee	8.50
12/03/2020	224752	Glenn-Colusa Irrigation District	05/08/2019	Bill Review Fee	5.34
12/03/2020	224752	Walnut Valley Water District	08/14/2020	Bill Review Fee	8.50
12/03/2020	224752	Walnut Valley Water District	08/14/2020	Bill Review Fee	7.22
12/03/2020	224752	Walnut Valley Water District	08/14/2020	Bill Review Fee	8.50
12/03/2020	224752	Walnut Valley Water District	08/14/2020	Bill Review Fee	7.22
12/03/2020	224752	Walnut Valley Water District	08/14/2020	Bill Review Fee	8.50
12/03/2020	224752	Walnut Valley Water District	08/14/2020	Bill Review Fee	7.22
12/03/2020	224752	Santa Fe Irrigation District	09/03/2020	Bill Review Fee	8.50
12/03/2020	224752	Valley of the Moon Water District	03/19/2020	Bill Review Fee	8.50
12/03/2020	224752	East Contra Costa Irrigation District	10/05/2020	Bill Review Fee	8.50
12/03/2020	224752	Mariana Ranchos County Water District	09/10/2019	Bill Review Fee	8.50
12/03/2020	224752	Mariana Ranchos County Water District	09/10/2019	Bill Review Fee	15.55
12/03/2020	224752	Sweetwater Authority	10/13/2020	Bill Review Fee	8.50
12/03/2020	224752	Sweetwater Authority	10/13/2020	Bill Review Fee	8.50
12/03/2020	224752	Soquel Creek Water District	08/17/2017	Bill Review Fee	6.38
12/03/2020	224752	Soquel Creek Water District	08/17/2017	Bill Review Fee	8.50
12/03/2020	224752	Elsinore Valley Municipal Water District	05/05/2014	Bill Review Fee	8.50
12/03/2020	224752	Elsinore Valley Municipal Water District	05/05/2014	Bill Review Fee	13.49
12/03/2020	224752	Elsinore Valley Municipal Water District	05/05/2014	Bill Review Fee	8.50
12/03/2020	224752	Humboldt Bay Municipal Water District	07/25/2019	Bill Review Fee	8.50
12/03/2020	224752	Humboldt Bay Municipal Water District	07/25/2019	Bill Review Fee	15.26
12/03/2020	224752	Carmichael Water District	12/12/2019	Bill Review Fee	8.50
12/03/2020	224752	Carmichael Water District	12/12/2019	Bill Review Fee	12.59
12/03/2020	224752	Tahoe City Public Utility District	05/08/2020	Bill Review Fee	8.50
12/03/2020	224752	Tahoe City Public Utility District	05/08/2020	Bill Review Fee	11.33
12/03/2020	224752	Tahoe City Public Utility District	08/11/2020	Bill Review Fee	14.04
12/03/2020	224752	Mesa Water District	07/30/2020	Bill Review Fee	8.50
12/03/2020	224752	Mesa Water District	07/30/2020	Bill Review Fee	22.71
12/03/2020	224752	Sweetwater Authority	10/08/2020	Bill Review Fee	8.50
12/03/2020	224752	Sweetwater Authority	10/08/2020	Bill Review Fee	4.58
12/03/2020	224752	Sweetwater Authority	10/08/2020	Bill Review Fee	8.50
12/03/2020	224752	Sweetwater Authority	10/08/2020	Bill Review Fee	8.50
12/03/2020	224752	Helix Water District	08/12/2020	Bill Review Fee	8.50
12/03/2020	224752	Fresno Metropolitan Flood Control District	08/25/2018	Bill Review Fee	8.66
12/03/2020	224752	Fresno Metropolitan Flood Control District	08/25/2018	Bill Review Fee	8.50
12/03/2020	224752	Reclamation District #108	10/24/2020	Bill Review Fee	8.50
12/03/2020	224752	Reclamation District #108	10/24/2020	Bill Review Fee	8.50
12/03/2020	224752	Sweetwater Authority	09/12/2020	Bill Review Fee	8.50

from 12/01/2020  
to 12/15/2020

ACWA Joint Powers Insurance Authority

Sorted By Check

## Claims Payment Report

<u>Check Date</u>	<u>Check Number</u>	<u>District Name</u>	<u>Claim Date</u>	<u>Transaction Type</u>	<u>Amount</u>
12/03/2020	224752	Sweetwater Authority	09/12/2020	Bill Review Fee	10.27
12/03/2020	224752	Sweetwater Authority	09/12/2020	Bill Review Fee	8.50
12/03/2020	224752	Sweetwater Authority	09/12/2020	Bill Review Fee	8.50
12/03/2020	224752	Stockton-East Water District	09/21/2020	Bill Review Fee	8.50
12/03/2020	224752	Calaveras County Water District	10/15/2020	Bill Review Fee	8.50
12/03/2020	224752	Calaveras County Water District	10/15/2020	Bill Review Fee	18.51
12/03/2020	224752	Panoche Water District	08/17/2019	Bill Review Fee	8.50
12/03/2020	224752	Panoche Water District	08/17/2019	Bill Review Fee	0.13
12/03/2020	224752	Humboldt Bay Municipal Water District	07/21/2020	Bill Review Fee	8.50
12/03/2020	224752	Humboldt Bay Municipal Water District	07/21/2020	Bill Review Fee	1.25
12/03/2020	224752	El Toro Water District	06/22/2015	Bill Review Fee	13,783.69
12/03/2020	224752	El Toro Water District	06/22/2015	Bill Review Fee	83.85
12/03/2020	224752	Sweetwater Authority	10/19/2020	Bill Review Fee	8.50
12/03/2020	224752	Sweetwater Authority	10/19/2020	Bill Review Fee	3.06
12/03/2020	224752	Monte Vista Water District	08/24/2020	Bill Review Fee	8.50
12/03/2020	224752	Monte Vista Water District	08/24/2020	Bill Review Fee	8.52
12/03/2020	224752	Monte Vista Water District	08/24/2020	Bill Review Fee	8.50
12/03/2020	224752	Monte Vista Water District	08/24/2020	Bill Review Fee	8.52
12/03/2020	224752	South Tahoe Public Utility District	07/30/2019	Bill Review Fee	8.50
12/03/2020	224752	South Tahoe Public Utility District	07/30/2019	Bill Review Fee	0.78
12/03/2020	224752	South Tahoe Public Utility District	07/30/2019	Bill Review Fee	8.50
12/03/2020	224752	South Tahoe Public Utility District	07/30/2019	Bill Review Fee	1.86
12/03/2020	224752	South Tahoe Public Utility District	07/30/2019	Bill Review Fee	8.50
12/03/2020	224752	South Tahoe Public Utility District	07/30/2019	Bill Review Fee	0.78
12/03/2020	224752	Solano Irrigation District	07/15/2014	Bill Review Fee	8.50
12/03/2020	224752	Solano Irrigation District	07/15/2014	Bill Review Fee	6.06
12/03/2020	224752	Sweetwater Authority	03/23/2019	Bill Review Fee	8.50
12/03/2020	224752	Sweetwater Authority	03/23/2019	Bill Review Fee	5.31
12/03/2020	224752	Sweetwater Authority	10/08/2020	Bill Review Fee	8.50
12/03/2020	224752	Sweetwater Authority	10/08/2020	Bill Review Fee	4.58
12/03/2020	224752	Sweetwater Authority	10/08/2020	Bill Review Fee	8.50
12/03/2020	224752	Rancho California Water District	03/18/2008	Bill Review Fee	8.50
12/03/2020	224752	Rancho California Water District	03/18/2008	Bill Review Fee	5.36
12/03/2020	224752	Sweetwater Authority	01/21/2020	Bill Review Fee	8.50
12/03/2020	224752	Sweetwater Authority	01/21/2020	Bill Review Fee	4.92
12/03/2020	224752	Sweetwater Authority	01/21/2020	Bill Review Fee	8.50
12/03/2020	224752	Sweetwater Authority	01/21/2020	Bill Review Fee	4.92
12/03/2020	224752	Sweetwater Authority	01/21/2020	Bill Review Fee	8.50
12/03/2020	224752	Sweetwater Authority	01/21/2020	Bill Review Fee	4.92
12/03/2020	224752	Sweetwater Authority	01/21/2020	Bill Review Fee	8.50
12/03/2020	224752	Sweetwater Authority	01/21/2020	Bill Review Fee	4.92
12/03/2020	224752	Sweetwater Authority	01/21/2020	Bill Review Fee	8.50
12/03/2020	224752	Sweetwater Authority	01/21/2020	Bill Review Fee	4.92
12/03/2020	224752	Sweetwater Authority	01/21/2020	Bill Review Fee	8.50

from 12/01/2020  
to 12/15/2020

ACWA Joint Powers Insurance Authority

Sorted By Check

## Claims Payment Report

<u>Check Date</u>	<u>Check Number</u>	<u>District Name</u>	<u>Claim Date</u>	<u>Transaction Type</u>	<u>Amount</u>
12/03/2020	224752	Sweetwater Authority	01/21/2020	Bill Review Fee	4.92
12/03/2020	224752	South Coast Water District	10/15/2020	Bill Review Fee	8.50
12/03/2020	224752	South Coast Water District	10/15/2020	Bill Review Fee	7.13
12/03/2020	224752	Centerville Community Services District	09/24/2019	Bill Review Fee	8.50
12/03/2020	224752	Vallecitos Water District	01/14/2016	Bill Review Fee	8.50
12/03/2020	224752	Sweetwater Authority	10/13/2020	Bill Review Fee	8.50
12/03/2020	224752	Walnut Valley Water District	12/26/2019	Bill Review Fee	8.50
12/03/2020	224752	Walnut Valley Water District	12/26/2019	Bill Review Fee	8.68
12/03/2020	224752	Georgetown Divide Public Utility District	10/03/2011	Bill Review Fee	8.50
12/03/2020	224752	Georgetown Divide Public Utility District	10/03/2011	Bill Review Fee	39.78
12/03/2020	224752	Calleguas Municipal Water District	04/01/2019	Bill Review Fee	8.50
12/03/2020	224752	Calleguas Municipal Water District	04/01/2019	Bill Review Fee	0.58
12/03/2020	224752	Calleguas Municipal Water District	04/01/2019	Bill Review Fee	8.50
12/03/2020	224752	Calleguas Municipal Water District	04/01/2019	Bill Review Fee	0.44
12/03/2020	224752	Calleguas Municipal Water District	04/01/2019	Bill Review Fee	8.50
12/03/2020	224752	Calleguas Municipal Water District	04/01/2019	Bill Review Fee	0.44
12/03/2020	224752	Laguna Beach County Water District	05/29/2020	Bill Review Fee	8.50
12/03/2020	224752	Laguna Beach County Water District	05/29/2020	Bill Review Fee	8.50
12/03/2020	224752	Laguna Beach County Water District	05/29/2020	Bill Review Fee	8.50
12/03/2020	224752	Western Municipal Water District	11/21/2019	Bill Review Fee	8.50
12/03/2020	224752	Western Municipal Water District	11/21/2019	Bill Review Fee	1.46
12/03/2020	224752	Tulare Irrigation District	10/19/2011	Bill Review Fee	8.50
12/03/2020	224752	Tulare Irrigation District	10/19/2011	Bill Review Fee	8.50
12/03/2020	224752	Tulare Irrigation District	03/14/2018	Bill Review Fee	8.50
12/03/2020	224752	Tulare Irrigation District	03/14/2018	Bill Review Fee	1.74
12/03/2020	224752	San Dieguito Water District	09/23/2020	Bill Review Fee	8.50
12/03/2020	224752	San Dieguito Water District	09/23/2020	Bill Review Fee	3.52
12/03/2020	224752	San Dieguito Water District	09/23/2020	Bill Review Fee	8.50
12/03/2020	224752	San Dieguito Water District	09/23/2020	Bill Review Fee	1.93
12/03/2020	224752	San Dieguito Water District	09/23/2020	Bill Review Fee	8.50
12/03/2020	224752	San Dieguito Water District	09/23/2020	Bill Review Fee	1.13
12/03/2020	224752	Helix Water District	07/23/2019	Bill Review Fee	8.50
12/03/2020	224752	Helix Water District	07/23/2019	Bill Review Fee	8.50
12/03/2020	224752	Helix Water District	07/23/2019	Bill Review Fee	8.50
12/03/2020	224752	Ramona Municipal Water District	10/27/2020	Bill Review Fee	8.50
12/03/2020	224753	Stockton-East Water District	09/21/2020	Physical therapy	478.64
12/03/2020	224754	Cucamonga Valley Water District	08/13/2020	Medical, general	142.75
12/03/2020	224755	Reclamation District #108	10/24/2020	Medical, general	146.81
12/03/2020	224756	Reclamation District #108	10/24/2020	Medical, general	114.43
12/03/2020	224757	South Coast Water District	10/15/2020	Investigation/Subrosa	695.00
12/03/2020	224758	South Coast Water District	10/15/2020	Investigation/Subrosa	787.50
12/03/2020	224759	Vallecitos Water District	10/01/2020	Investigation/Subrosa	1,287.30
12/03/2020	224760	Calleguas Municipal Water District	11/13/2020	Medical, general	233.85
12/03/2020	224761	Calleguas Municipal Water District	11/13/2020	Medical, general	179.05

from 12/01/2020  
to 12/15/2020

ACWA Joint Powers Insurance Authority

Sorted By Check

## Claims Payment Report

<u>Check Date</u>	<u>Check Number</u>	<u>District Name</u>	<u>Claim Date</u>	<u>Transaction Type</u>	<u>Amount</u>
12/03/2020	224762	Georgetown Divide Public Utility District	10/03/2011	Medical, general	901.73
12/03/2020	224763	El Dorado Irrigation District	10/21/2020	Investigation/Subrosa	697.40
12/03/2020	224764	El Dorado Irrigation District	10/21/2020	Investigation/Subrosa	696.00
12/03/2020	224765	Vallecitos Water District	10/15/2020	Investigation/Subrosa	2,235.82
12/03/2020	224766	Cucamonga Valley Water District	03/08/2019	PPD	10,481.43
12/03/2020	224767	Alameda County Water District	11/21/2020	TTD	2,227.59
12/03/2020	224768	Elsinore Valley Municipal Water District	05/05/2014	Mileage	2,056.99
12/03/2020	224769	Orange County Water District	11/09/2020	TTD	1,113.80
12/03/2020	224770	Orange County Water District	11/09/2020	TTD	1,113.80
12/03/2020	224771	Santa Clarita Valley Water Agency	01/01/2020	Photocopy	100.80
12/03/2020	224772	Santa Clarita Valley Water Agency	01/01/2020	Photocopy	36.00
12/03/2020	224773	Desert Water Agency	09/17/2020	Photocopy	103.22
12/03/2020	224774	Humboldt Bay Municipal Water District	07/25/2019	Physical therapy	686.84
12/03/2020	224775	San Luis Water District	09/04/2020	TTD	718.44
12/03/2020	224776	Panoche Water District	08/17/2019	TTD	1,041.34
12/03/2020	224777	El Toro Water District	06/22/2015	Mileage	292.22
12/03/2020	224778	Patterson Irrigation District	08/09/2012	Pharmacy	91.82
12/03/2020	224779	Reclamation District #108	06/01/2004	Pharmacy	438.13
12/03/2020	224780	Corcoran Irrigation District	01/09/2015	Pharmacy	20.40
12/03/2020	224781	Bard Water District	08/20/2012	Pharmacy	414.19
12/03/2020	224782	El Toro Water District	06/22/2015	Pharmacy	50.02
12/03/2020	224783	San Luis Water District	08/09/2013	Pharmacy	350.68
12/03/2020	224784	San Juan Water District	01/26/2016	Pharmacy	8.05
12/03/2020	224785	Sutter Extension Water District	04/19/2019	Pharmacy	410.61
12/03/2020	224786	Carmichael Water District	12/12/2019	Pharmacy	6.20
12/03/2020	224787	Cucamonga Valley Water District	08/13/2020	Pharmacy	35.98
12/03/2020	224788	Merced Irrigation District	08/08/2020	Pharmacy	20.72
12/03/2020	224789	Santa Fe Irrigation District	09/03/2020	Pharmacy	61.02
12/03/2020	224790	Truckee Donner Public Utility District	11/06/2020	Pharmacy	15.39
12/03/2020	224791	Solano Irrigation District	07/15/2014	Medical, general	137.29
12/03/2020	224792	El Toro Water District	06/22/2015	Hospital (Inpatient)	33,203.53
12/03/2020	224793	Paradise Irrigation District	07/08/2020	Diagnostics	397.15
12/03/2020	224794	Rancho California Water District	03/18/2008	Mileage	1,942.35
12/03/2020	224795	Walnut Valley Water District	08/14/2020	Medical, general	101.86
12/03/2020	224796	Walnut Valley Water District	08/14/2020	Medical, general	101.86
12/03/2020	224797	Monte Vista Water District	08/24/2020	Medical, general	96.30
12/03/2020	224798	Walnut Valley Water District	08/14/2020	Medical, general	101.25
12/03/2020	224799	Walnut Valley Water District	12/26/2019	Physical therapy	104.13
12/03/2020	224800	Tulare Irrigation District	10/19/2011	Photocopy	193.95
12/03/2020	224801	Tulare Irrigation District	10/19/2011	Photocopy	193.95
12/03/2020	224802	Helix Water District	08/12/2020	Medical, general	102.28
12/03/2020	224803	Laguna Beach County Water District	05/29/2020	TTD	2,123.52
12/03/2020	224804	Reclamation District #108	11/09/2020	Mileage	91.54
12/03/2020	224805	Carmichael Water District	12/12/2019	Medical, general	111.16

from 12/01/2020  
to 12/15/2020

ACWA Joint Powers Insurance Authority

Sorted By Check

## Claims Payment Report

<u>Check Date</u>	<u>Check Number</u>	<u>District Name</u>	<u>Claim Date</u>	<u>Transaction Type</u>	<u>Amount</u>
12/03/2020	224806	Sutter Extension Water District	04/19/2019	Medical, general	111.16
12/03/2020	224807	Corcoran Irrigation District	12/13/2017	Medical, general	1,000.00
12/03/2020	224808	Sweetwater Authority	12/11/2018	Medical, general	150.98
12/03/2020	224809	Sweetwater Authority	12/11/2018	Medical, general	149.26
12/03/2020	224810	Sweetwater Authority	02/28/2020	Medical, general	194.03
12/03/2020	224811	Helix Water District	07/23/2019	TTD	2,272.34
12/03/2020	224812	Fresno Metropolitan Flood Control District	08/25/2018	Physical therapy	103.87
12/03/2020	224813	Mesa Water District	07/30/2020	Medical, general	228.50
12/03/2020	224814	Calleguas Municipal Water District	04/01/2019	Medical, general	228.31
12/03/2020	224815	Calleguas Municipal Water District	04/01/2019	Physical therapy	173.67
12/03/2020	224816	Calleguas Municipal Water District	04/01/2019	Physical therapy	173.67
12/03/2020	224817	Western Municipal Water District	11/21/2019	Physical therapy	138.51
12/03/2020	224818	San Dieguito Water District	09/23/2020	Physical therapy	267.83
12/08/2020	224819	Montecito Water District	01/09/2018	Expert	2,450.00
12/08/2020	224820	Helix Water District	08/13/2020	Adjuster	1,665.00
12/08/2020	224821	Reclamation District #1500	09/02/2020	Adjuster	1,209.50
12/08/2020	224822	Fresno Metropolitan Flood Control District	06/01/2019	Adjuster	3,126.80
12/08/2020	224823	Moulton Niguel Water District	03/01/2017	Expert	1,650.00
12/08/2020	224824	Kern Delta Water District	10/07/2019	Expert	517.50
12/08/2020	224825	Arvin-Edison Water Storage District	08/09/2020	Expert	270.00
12/08/2020	224826	Montecito Water District	08/03/2020	Expert	2,505.00
12/08/2020	224827	South Coast Water District	10/29/2020	Liability - Property Damage	610.57
12/08/2020	224828	Oakdale Irrigation District	08/23/2020	Liability - Small Claims	700.00
12/08/2020	224829	Utica Water and Power Authority	08/19/2020	Adjuster	2,323.45
12/08/2020	224830	Merced Irrigation District	09/15/2017	Expert	6,718.75
12/08/2020	224831	Water Employee Services Authority	05/11/2020	Liability - Property Damage	1,300.32
12/08/2020	224832	Panoche Water District	08/17/2019	Diagnostics	52.11
12/08/2020	224833	Valley of the Moon Water District	03/19/2020	Physical therapy	99.35
12/08/2020	224834	Laguna Beach County Water District	05/29/2020	Physical therapy	327.76
12/08/2020	224835	Laguna Beach County Water District	05/29/2020	Physical therapy	127.08
12/08/2020	224836	Sweetwater Authority	10/13/2020	Physical therapy	139.16
12/08/2020	224837	Sweetwater Authority	10/08/2020	Physical therapy	145.54
12/08/2020	224838	Sweetwater Authority	10/08/2020	Physical therapy	151.99
12/08/2020	224839	Laguna Beach County Water District	05/29/2020	Physical therapy	127.08
12/08/2020	224840	Sweetwater Authority	10/13/2020	Physical therapy	168.75
12/08/2020	224841	Santa Fe Irrigation District	09/03/2020	Physical therapy	459.40
12/08/2020	224842	Alta Irrigation District	11/19/2014	PPD	580.00
12/08/2020	224843	Palmdale Water District	03/23/2015	Anesthesiologist	125.16
12/08/2020	224844	Vallecitos Water District	01/14/2016	Medical, general	1,370.00
12/08/2020	224845	Sweetwater Authority	03/23/2019	Medical, general	96.80
12/08/2020	224846	Sweetwater Authority	09/12/2020	Surgery Costs	889.17
12/08/2020	224847	Sweetwater Authority	10/13/2020	Medical, general	123.42
12/08/2020	224848	Glenn-Colusa Irrigation District	05/08/2019	Medical, general	87.92
12/08/2020	224849	Merced Irrigation District	11/09/2018	VR Voucher	4,900.00

from 12/01/2020  
to 12/15/2020

ACWA Joint Powers Insurance Authority

Sorted By Check

## Claims Payment Report

<u>Check Date</u>	<u>Check Number</u>	<u>District Name</u>	<u>Claim Date</u>	<u>Transaction Type</u>	<u>Amount</u>
12/08/2020	224850	Merced Irrigation District	02/05/2019	VR Voucher	5,097.00
12/08/2020	224851	Elsinore Valley Municipal Water District	05/05/2014	Medical Interpreter	90.00
12/08/2020	224852	Laguna Beach County Water District	10/29/2019	Medical, general	12.89
12/08/2020	224853	Laguna Beach County Water District	10/29/2019	Medical, general	195.73
12/08/2020	224854	Calleguas Municipal Water District	11/13/2020	Bill Review Fee	8.50
12/08/2020	224854	Calleguas Municipal Water District	11/13/2020	Bill Review Fee	4.43
12/08/2020	224854	Bella Vista Water District	11/06/2020	Bill Review Fee	8.50
12/08/2020	224854	Bella Vista Water District	11/06/2020	Bill Review Fee	12.30
12/08/2020	224854	Vallecitos Water District	10/09/2019	Bill Review Fee	8.50
12/08/2020	224854	Vallecitos Water District	10/09/2019	Bill Review Fee	1.88
12/08/2020	224854	San Luis & Delta-Mendota Water Authority	02/10/2020	Bill Review Fee	8.50
12/08/2020	224854	San Luis & Delta-Mendota Water Authority	02/10/2020	Bill Review Fee	6.22
12/08/2020	224854	San Luis & Delta-Mendota Water Authority	02/10/2020	Bill Review Fee	8.50
12/08/2020	224854	San Luis & Delta-Mendota Water Authority	02/10/2020	Bill Review Fee	6.22
12/08/2020	224854	San Luis & Delta-Mendota Water Authority	02/10/2020	Bill Review Fee	8.50
12/08/2020	224854	San Luis & Delta-Mendota Water Authority	02/10/2020	Bill Review Fee	6.22
12/08/2020	224854	San Luis & Delta-Mendota Water Authority	02/10/2020	Bill Review Fee	8.50
12/08/2020	224854	San Luis & Delta-Mendota Water Authority	02/10/2020	Bill Review Fee	6.22
12/08/2020	224854	Sweetwater Authority	02/28/2020	Bill Review Fee	8.50
12/08/2020	224854	Sweetwater Authority	02/28/2020	Bill Review Fee	6.19
12/08/2020	224854	Fallbrook Public Utility District	09/30/2020	Bill Review Fee	8.50
12/08/2020	224854	Fallbrook Public Utility District	09/30/2020	Bill Review Fee	5.26
12/08/2020	224854	Santa Clarita Valley Water Agency	11/17/2020	Bill Review Fee	8.50
12/08/2020	224854	Santa Clarita Valley Water Agency	11/17/2020	Bill Review Fee	2.13
12/08/2020	224854	Yorba Linda Water District	10/15/2020	Bill Review Fee	8.50
12/08/2020	224854	Yorba Linda Water District	10/15/2020	Bill Review Fee	14.19
12/08/2020	224854	Yorba Linda Water District	09/09/2019	Bill Review Fee	8.50
12/08/2020	224854	Yorba Linda Water District	09/09/2019	Bill Review Fee	14.19
12/08/2020	224854	Glenn-Colusa Irrigation District	11/02/2020	Bill Review Fee	8.50
12/08/2020	224854	Glenn-Colusa Irrigation District	11/02/2020	Bill Review Fee	1.18
12/08/2020	224854	Mission Springs Water District	08/21/2011	Bill Review Fee	8.50
12/08/2020	224854	Mission Springs Water District	08/21/2011	Bill Review Fee	9.26
12/08/2020	224854	Palmdale Water District	03/23/2015	Bill Review Fee	4.42
12/08/2020	224854	Palmdale Water District	03/23/2015	Bill Review Fee	8.50
12/08/2020	224854	Laguna Beach County Water District	10/29/2019	Bill Review Fee	8.50
12/08/2020	224854	East Contra Costa Irrigation District	10/05/2020	Bill Review Fee	8.50
12/08/2020	224854	Mariana Ranchos County Water District	09/10/2019	Bill Review Fee	8.50
12/08/2020	224854	Mariana Ranchos County Water District	09/10/2019	Bill Review Fee	15.55
12/08/2020	224854	Sweetwater Authority	10/13/2020	Bill Review Fee	8.50
12/08/2020	224854	Sweetwater Authority	10/13/2020	Bill Review Fee	6.77
12/08/2020	224854	Sweetwater Authority	10/13/2020	Bill Review Fee	8.50
12/08/2020	224854	Western Municipal Water District	10/23/2007	Bill Review Fee	8.50
12/08/2020	224854	Humboldt Bay Municipal Water District	07/25/2019	Bill Review Fee	8.50
12/08/2020	224854	Humboldt Bay Municipal Water District	07/25/2019	Bill Review Fee	17.66

from 12/01/2020  
to 12/15/2020

ACWA Joint Powers Insurance Authority

Sorted By Check

**Claims Payment Report**

<u>Check Date</u>	<u>Check Number</u>	<u>District Name</u>	<u>Claim Date</u>	<u>Transaction Type</u>	<u>Amount</u>
12/08/2020	224854	Orange County Water District	11/09/2020	Bill Review Fee	8.50
12/08/2020	224854	Orange County Water District	11/09/2020	Bill Review Fee	2.07
12/08/2020	224854	Mesa Water District	07/30/2020	Bill Review Fee	8.50
12/08/2020	224854	Mesa Water District	07/30/2020	Bill Review Fee	2.38
12/08/2020	224854	Mesa Water District	07/30/2020	Bill Review Fee	8.50
12/08/2020	224854	Mesa Water District	07/30/2020	Bill Review Fee	14.93
12/08/2020	224854	Scotts Valley Water District	10/28/2019	Bill Review Fee	8.50
12/08/2020	224854	Scotts Valley Water District	10/28/2019	Bill Review Fee	1.01
12/08/2020	224854	Scotts Valley Water District	10/28/2019	Bill Review Fee	8.50
12/08/2020	224854	Scotts Valley Water District	10/28/2019	Bill Review Fee	2.93
12/08/2020	224854	Scotts Valley Water District	10/28/2019	Bill Review Fee	8.50
12/08/2020	224854	Scotts Valley Water District	10/28/2019	Bill Review Fee	2.89
12/08/2020	224854	Solano Irrigation District	08/12/2019	Bill Review Fee	8.50
12/08/2020	224854	Solano Irrigation District	08/12/2019	Bill Review Fee	8.19
12/08/2020	224854	Sweetwater Authority	09/12/2020	Bill Review Fee	8.50
12/08/2020	224854	Sweetwater Authority	09/12/2020	Bill Review Fee	48.80
12/08/2020	224854	San Luis Water District	09/04/2020	Bill Review Fee	8.50
12/08/2020	224854	San Luis Water District	09/04/2020	Bill Review Fee	2.84
12/08/2020	224854	Panoche Water District	08/17/2019	Bill Review Fee	8.50
12/08/2020	224854	El Toro Water District	06/22/2015	Bill Review Fee	8.50
12/08/2020	224854	El Toro Water District	06/22/2015	Bill Review Fee	8.50
12/08/2020	224854	El Toro Water District	06/22/2015	Bill Review Fee	8.52
12/08/2020	224854	Monte Vista Water District	08/24/2020	Bill Review Fee	8.50
12/08/2020	224854	Monte Vista Water District	08/24/2020	Bill Review Fee	2.31
12/08/2020	224854	Monte Vista Water District	08/24/2020	Bill Review Fee	8.50
12/08/2020	224854	Monte Vista Water District	08/24/2020	Bill Review Fee	6.51
12/08/2020	224854	Monte Vista Water District	08/24/2020	Bill Review Fee	8.50
12/08/2020	224854	Monte Vista Water District	08/24/2020	Bill Review Fee	20.38
12/08/2020	224854	Sweetwater Authority	10/08/2020	Bill Review Fee	8.50
12/08/2020	224854	San Juan Water District	01/26/2016	Bill Review Fee	8.50
12/08/2020	224854	San Juan Water District	01/26/2016	Bill Review Fee	2.28
12/08/2020	224854	Goleta Water District	09/25/2014	Bill Review Fee	8.50
12/08/2020	224854	Goleta Water District	09/25/2014	Bill Review Fee	18.71
12/08/2020	224854	Panoche Water District	05/13/2020	Bill Review Fee	8.50
12/08/2020	224854	Orange County Water District	10/07/2020	Bill Review Fee	8.50
12/08/2020	224854	Orange County Water District	10/07/2020	Bill Review Fee	2.38
12/08/2020	224854	Walnut Valley Water District	12/26/2019	Bill Review Fee	8.50
12/08/2020	224854	Walnut Valley Water District	12/26/2019	Bill Review Fee	8.68
12/08/2020	224854	Laguna Beach County Water District	05/29/2020	Bill Review Fee	8.50
12/08/2020	224854	Laguna Beach County Water District	05/29/2020	Bill Review Fee	8.16
12/08/2020	224854	Laguna Beach County Water District	05/29/2020	Bill Review Fee	8.50
12/08/2020	224854	Laguna Beach County Water District	05/29/2020	Bill Review Fee	12.44
12/08/2020	224854	Tulare Irrigation District	10/19/2011	Bill Review Fee	8.50
12/08/2020	224854	San Dieguito Water District	09/23/2020	Bill Review Fee	8.50



from 12/01/2020  
to 12/15/2020

ACWA Joint Powers Insurance Authority

Sorted By Check

## Claims Payment Report

<u>Check Date</u>	<u>Check Number</u>	<u>District Name</u>	<u>Claim Date</u>	<u>Transaction Type</u>	<u>Amount</u>
12/08/2020	224854	San Dieguito Water District	09/23/2020	Bill Review Fee	1.48
12/08/2020	224854	San Dieguito Water District	09/23/2020	Bill Review Fee	8.50
12/08/2020	224854	San Dieguito Water District	09/23/2020	Bill Review Fee	1.52
12/08/2020	224854	Reclamation District #108	04/15/2020	Bill Review Fee	8.50
12/08/2020	224854	Reclamation District #108	04/15/2020	Bill Review Fee	0.41
12/08/2020	224854	Solano Irrigation District	08/19/2019	Bill Review Fee	8.50
12/08/2020	224854	Solano Irrigation District	08/19/2019	Bill Review Fee	2.80
12/08/2020	224855	Bella Vista Water District	11/06/2020	Medical, general	93.47
12/08/2020	224856	Bella Vista Water District	11/06/2020	Medical, general	111.16
12/08/2020	224857	Calleguas Municipal Water District	11/13/2020	Medical, general	10.96
12/08/2020	224858	Calleguas Municipal Water District	11/13/2020	Medical, general	86.65
12/08/2020	224859	Panoche Water District	05/13/2020	Med/Legal evaluation	4,282.16
12/08/2020	224860	Water Employee Services Authority	11/10/2020	Investigation/Subrosa	310.00
12/08/2020	224861	Soquel Creek Water District	11/16/2020	Investigation/Subrosa	310.00
12/08/2020	224862	Mesa Water District	10/31/2012	PPD	540.00
12/08/2020	224863	Laguna Beach County Water District	06/11/2020	TTD	1,881.62
12/08/2020	224864	Wheeler Ridge-Maricopa Water Storage D	02/20/2020	TTD	1,198.03
12/08/2020	224865	San Luis & Delta-Mendota Water Authority	02/10/2020	Physical therapy	140.97
12/08/2020	224866	San Luis & Delta-Mendota Water Authority	02/10/2020	Physical therapy	140.97
12/08/2020	224867	San Luis & Delta-Mendota Water Authority	02/10/2020	Physical therapy	140.97
12/08/2020	224868	San Luis & Delta-Mendota Water Authority	02/10/2020	Physical therapy	140.97
12/08/2020	224869	Mariana Ranchos County Water District	09/10/2019	Mileage	320.16
12/08/2020	224870	Sweetwater Authority	12/11/2018	PPD	580.00
12/08/2020	224871	Mission Springs Water District	08/21/2011	Medical, general	140.61
12/08/2020	224872	Mission Springs Water District	08/21/2011	Medical, general	247.94
12/08/2020	224873	Fallbrook Public Utility District	09/30/2020	Medical, general	140.61
12/08/2020	224874	Goleta Water District	09/25/2014	Surgery Costs	345.81
12/08/2020	224875	Scotts Valley Water District	10/28/2019	Medical, general	155.71
12/08/2020	224876	Scotts Valley Water District	10/28/2019	Diagnostics	53.75
12/08/2020	224877	Scotts Valley Water District	10/28/2019	Medical, general	153.49
12/08/2020	224878	Western Municipal Water District	10/23/2007	PPD	540.00
12/08/2020	224879	Western Municipal Water District	10/23/2007	Medical, general	151.72
12/08/2020	224880	Laguna Beach County Water District	05/29/2020	Medical, general	185.03
12/08/2020	224881	Humboldt Bay Municipal Water District	07/25/2019	TTD	1,021.19
12/08/2020	224882	Tulare Irrigation District	03/14/2018	Medical, general	92.55
12/08/2020	224883	Fresno Metropolitan Flood Control District	08/25/2018	TTD	2,225.60
12/08/2020	224884	Palmdale Water District	07/24/2002	Photocopy	94.47
12/08/2020	224885	Humboldt Bay Municipal Water District	07/21/2020	Medical, general	83.21
12/08/2020	224886	Humboldt Bay Municipal Water District	07/25/2019	Physical therapy	794.77
12/08/2020	224887	El Toro Water District	06/22/2015	Medical, general	250.69
12/08/2020	224888	Helix Water District	10/22/2018	PPD	580.00
12/08/2020	224889	Monte Vista Water District	08/24/2020	Medical, general	216.85
12/08/2020	224890	Monte Vista Water District	08/24/2020	Diagnostics	28.21
12/08/2020	224891	Tulare Irrigation District	11/18/2019	TTD	566.30

from 12/01/2020  
to 12/15/2020

ACWA Joint Powers Insurance Authority

Sorted By Check

## Claims Payment Report

<u>Check Date</u>	<u>Check Number</u>	<u>District Name</u>	<u>Claim Date</u>	<u>Transaction Type</u>	<u>Amount</u>
12/08/2020	224892	Yorba Linda Water District	09/09/2019	Medical, general	100.24
12/08/2020	224893	Helix Water District	08/06/2013	Pharmacy	9.86
12/08/2020	224894	Tulare Irrigation District	10/19/2011	Pharmacy	22.20
12/08/2020	224895	Rancho California Water District	03/18/2008	Pharmacy	53.93
12/08/2020	224896	El Toro Water District	06/22/2015	Pharmacy	32.71
12/08/2020	224897	San Juan Water District	08/28/2003	Pharmacy	496.00
12/08/2020	224898	San Juan Water District	01/26/2016	Pharmacy	331.67
12/08/2020	224899	Carmichael Water District	12/12/2019	Pharmacy	70.22
12/08/2020	224900	San Juan Water District	01/26/2016	Medical, general	172.98
12/08/2020	224901	El Toro Water District	06/22/2015	Medical, general	74.50
12/08/2020	224902	East Contra Costa Irrigation District	10/05/2020	DME Supplies	31.14
12/08/2020	224903	Tahoe City Public Utility District	08/11/2020	Diagnostics	88.54
12/08/2020	224904	Santa Clarita Valley Water Agency	11/17/2020	Medical, general	112.95
12/08/2020	224905	Merced Irrigation District	11/09/2018	VR Voucher	600.00
12/08/2020	224906	Merced Irrigation District	02/05/2019	VR Voucher	403.00
12/08/2020	224907	Ramona Municipal Water District	10/27/2020	Medical, general	421.12
12/08/2020	224908	San Luis Water District	09/04/2020	Medical, general	150.85
12/08/2020	224909	Monte Vista Water District	08/24/2020	Physical therapy	292.99
12/08/2020	224910	Monte Vista Water District	08/24/2020	Medical, general	87.39
12/08/2020	224911	Orange County Water District	10/07/2020	Medical, general	158.00
12/08/2020	224912	Mesa Water District	07/30/2020	Medical, general	158.00
12/08/2020	224913	Walnut Valley Water District	12/26/2019	Physical therapy	104.13
12/08/2020	224914	Mariana Ranchos County Water District	09/10/2019	Physical therapy	75.00
12/08/2020	224915	Mariana Ranchos County Water District	09/10/2019	Physical therapy	75.00
12/08/2020	224916	Sweetwater Authority	11/25/2020	TTD	1,170.64
12/08/2020	224917	Tulare Irrigation District	10/19/2011	Photocopy	193.95
12/08/2020	224918	Solano Irrigation District	08/12/2019	Medical, general	185.56
12/08/2020	224919	Elsinore Valley Municipal Water District	05/05/2014	Medical, general	111.16
12/08/2020	224920	Moulton Niguel Water District	01/23/2019	PPD	580.00
12/08/2020	224921	Moulton Niguel Water District	03/03/2020	PPD	580.00
12/08/2020	224922	Sweetwater Authority	10/13/2020	Medical, general	102.28
12/08/2020	224923	Sweetwater Authority	10/08/2020	Medical, general	92.00
12/08/2020	224924	Sweetwater Authority	10/08/2020	Medical, general	92.00
12/08/2020	224925	Sweetwater Authority	09/12/2020	Medical, general	118.05
12/08/2020	224926	Sweetwater Authority	10/19/2020	Medical, general	61.60
12/08/2020	224927	Sweetwater Authority	10/08/2020	Diagnostics	47.86
12/08/2020	224928	Sweetwater Authority	10/13/2020	Medical, general	118.05
12/08/2020	224929	Centerville Community Services District	09/24/2019	Medical, general	86.08
12/08/2020	224930	South Coast Water District	10/15/2020	Medical, general	161.50
12/08/2020	224931	Yorba Linda Water District	10/15/2020	Medical, general	148.93
12/08/2020	224932	Solano Irrigation District	08/19/2019	Physical therapy	79.45
12/08/2020	224933	Tahoe City Public Utility District	05/08/2020	Medical, general	79.48
12/08/2020	224934	South Tahoe Public Utility District	07/30/2019	Medical, general	141.19
12/08/2020	224935	South Tahoe Public Utility District	07/30/2019	Medical, general	59.27

from 12/01/2020  
to 12/15/2020

ACWA Joint Powers Insurance Authority

Sorted By Check

## Claims Payment Report

<u>Check Date</u>	<u>Check Number</u>	<u>District Name</u>	<u>Claim Date</u>	<u>Transaction Type</u>	<u>Amount</u>
12/08/2020	224936	South Tahoe Public Utility District	07/30/2019	Medical, general	59.27
12/08/2020	224937	Alameda County Water District	09/16/2020	Diagnostics	11.67
12/08/2020	224938	East Contra Costa Irrigation District	10/05/2020	Medical, general	180.70
12/08/2020	224939	Laguna Beach County Water District	05/29/2020	Medical, general	113.13
12/08/2020	224940	Sweetwater Authority	02/28/2020	Medical, general	140.35
12/08/2020	224941	Mesa Water District	07/30/2020	Medical, general	293.09
12/08/2020	224942	Soquel Creek Water District	08/17/2017	Medical, general	144.50
12/08/2020	224943	Orange County Water District	11/09/2020	Hospital (Outpatient)	819.25
12/08/2020	224944	Western Municipal Water District	10/23/2007	Legal (Defense)	176.00
12/08/2020	224945	Browns Valley Irrigation District	02/05/2020	TTD	2,214.34
12/08/2020	224946	South Tahoe Public Utility District	06/25/2019	TTD	2,353.34
12/08/2020	224947	Glenn-Colusa Irrigation District	11/02/2020	Hospital (Outpatient)	465.70
12/08/2020	224948	Reclamation District #108	04/15/2020	Diagnostics	162.65
12/08/2020	224949	San Dieguito Water District	09/23/2020	Physical therapy	146.62
12/08/2020	224950	San Dieguito Water District	09/23/2020	Physical therapy	86.05
12/08/2020	224951	Vallecitos Water District	10/09/2019	Medical, general	142.98
12/08/2020	224952	San Dieguito Water District	09/23/2020	Medical, general	112.15
12/08/2020	224953	San Dieguito Water District	09/23/2020	Physical therapy	115.10
12/08/2020	224954	San Luis Water District	08/09/2013	Legal (Defense)	111.00
12/08/2020	224955	Kaweah Delta Water Conservation District	03/22/2019	Legal (Defense)	495.00
12/10/2020	224956	Vista Irrigation District	02/04/2019	TTD	2,196.52
12/10/2020	224957	South Coast Water District	07/14/2020	Medical, general	169.89
12/10/2020	224958	Laguna Beach County Water District	10/29/2019	Medical, general	301.75
12/10/2020	224959	Laguna Beach County Water District	10/29/2019	Medical, general	12.89
12/10/2020	224960	Vista Irrigation District	06/07/2019	Bill Review Fee	8.50
12/10/2020	224960	Vallecitos Water District	10/09/2019	Bill Review Fee	8.50
12/10/2020	224960	Vallecitos Water District	10/09/2019	Bill Review Fee	12.34
12/10/2020	224960	San Luis & Delta-Mendota Water Authority	02/10/2020	Bill Review Fee	8.50
12/10/2020	224960	San Luis & Delta-Mendota Water Authority	02/10/2020	Bill Review Fee	12.30
12/10/2020	224960	Kings River Conservation District	03/02/2018	Bill Review Fee	19.22
12/10/2020	224960	Kings River Conservation District	03/02/2018	Bill Review Fee	8.50
12/10/2020	224960	Santa Clarita Valley Water Agency	11/17/2020	Bill Review Fee	8.50
12/10/2020	224960	Santa Clarita Valley Water Agency	11/17/2020	Bill Review Fee	2.13
12/10/2020	224960	Western Municipal Water District	05/06/2020	Bill Review Fee	8.50
12/10/2020	224960	Western Municipal Water District	05/06/2020	Bill Review Fee	8.50
12/10/2020	224960	Tahoe City Public Utility District	09/14/2020	Bill Review Fee	8.50
12/10/2020	224960	Water Employee Services Authority	11/13/2020	Bill Review Fee	8.50
12/10/2020	224960	Water Employee Services Authority	11/13/2020	Bill Review Fee	4.13
12/10/2020	224960	Santa Fe Irrigation District	09/03/2020	Bill Review Fee	8.50
12/10/2020	224960	Laguna Beach County Water District	06/11/2020	Bill Review Fee	8.50
12/10/2020	224960	Laguna Beach County Water District	06/11/2020	Bill Review Fee	7.78
12/10/2020	224960	Laguna Beach County Water District	10/29/2019	Bill Review Fee	8.50
12/10/2020	224960	Laguna Beach County Water District	10/29/2019	Bill Review Fee	8.50
12/10/2020	224960	Solano Irrigation District	03/06/2020	Bill Review Fee	8.50

from 12/01/2020  
to 12/15/2020

ACWA Joint Powers Insurance Authority

Sorted By Check

## Claims Payment Report

<u>Check Date</u>	<u>Check Number</u>	<u>District Name</u>	<u>Claim Date</u>	<u>Transaction Type</u>	<u>Amount</u>
12/10/2020	224960	El Dorado Irrigation District	10/21/2020	Bill Review Fee	8.50
12/10/2020	224960	Sweetwater Authority	10/13/2020	Bill Review Fee	8.50
12/10/2020	224960	Sweetwater Authority	10/13/2020	Bill Review Fee	8.50
12/10/2020	224960	Tahoe City Public Utility District	08/11/2020	Bill Review Fee	8.50
12/10/2020	224960	Tahoe City Public Utility District	08/11/2020	Bill Review Fee	11.33
12/10/2020	224960	Mesa Water District	07/30/2020	Bill Review Fee	8.50
12/10/2020	224960	Mesa Water District	07/30/2020	Bill Review Fee	2.13
12/10/2020	224960	Sweetwater Authority	10/08/2020	Bill Review Fee	8.50
12/10/2020	224960	Sweetwater Authority	10/08/2020	Bill Review Fee	8.50
12/10/2020	224960	Helix Water District	08/12/2020	Bill Review Fee	8.50
12/10/2020	224960	Helix Water District	08/12/2020	Bill Review Fee	8.21
12/10/2020	224960	San Juan Water District	08/28/2003	Bill Review Fee	8.50
12/10/2020	224960	San Juan Water District	08/28/2003	Bill Review Fee	12.59
12/10/2020	224960	Tahoe City Public Utility District	06/18/2020	Bill Review Fee	8.50
12/10/2020	224960	Tahoe City Public Utility District	06/18/2020	Bill Review Fee	0.01
12/10/2020	224960	San Luis Water District	09/04/2020	Bill Review Fee	8.50
12/10/2020	224960	San Luis Water District	09/04/2020	Bill Review Fee	8.72
12/10/2020	224960	Tulare Irrigation District	11/18/2019	Bill Review Fee	25.77
12/10/2020	224960	Tulare Irrigation District	11/18/2019	Bill Review Fee	22.32
12/10/2020	224960	Tulare Irrigation District	11/18/2019	Bill Review Fee	25.77
12/10/2020	224960	Tulare Irrigation District	11/18/2019	Bill Review Fee	22.32
12/10/2020	224960	Tulare Irrigation District	11/18/2019	Bill Review Fee	22.32
12/10/2020	224960	Tulare Irrigation District	11/18/2019	Bill Review Fee	22.32
12/10/2020	224960	Tulare Irrigation District	11/18/2019	Bill Review Fee	22.32
12/10/2020	224960	Tulare Irrigation District	11/18/2019	Bill Review Fee	22.32
12/10/2020	224960	El Toro Water District	06/22/2015	Bill Review Fee	8.50
12/10/2020	224960	El Toro Water District	06/22/2015	Bill Review Fee	0.49
12/10/2020	224960	El Toro Water District	06/22/2015	Bill Review Fee	8.50
12/10/2020	224960	El Toro Water District	06/22/2015	Bill Review Fee	1.07
12/10/2020	224960	Monte Vista Water District	08/24/2020	Bill Review Fee	8.50
12/10/2020	224960	Sweetwater Authority	10/08/2020	Bill Review Fee	8.50
12/10/2020	224960	Sweetwater Authority	10/13/2020	Bill Review Fee	8.50
12/10/2020	224960	Sweetwater Authority	10/13/2020	Bill Review Fee	8.50
12/10/2020	224960	Western Municipal Water District	11/21/2019	Bill Review Fee	8.50
12/10/2020	224960	Western Municipal Water District	11/21/2019	Bill Review Fee	1.28
12/10/2020	224960	Western Municipal Water District	11/21/2019	Bill Review Fee	8.50
12/10/2020	224960	Western Municipal Water District	11/21/2019	Bill Review Fee	1.28
12/10/2020	224960	Western Municipal Water District	11/21/2019	Bill Review Fee	8.50
12/10/2020	224960	Western Municipal Water District	11/21/2019	Bill Review Fee	0.95
12/10/2020	224960	Western Municipal Water District	11/21/2019	Bill Review Fee	8.50
12/10/2020	224960	Western Municipal Water District	11/21/2019	Bill Review Fee	0.95
12/10/2020	224960	Western Municipal Water District	11/21/2019	Bill Review Fee	8.50
12/10/2020	224960	Western Municipal Water District	11/21/2019	Bill Review Fee	1.46

from 12/01/2020  
to 12/15/2020

ACWA Joint Powers Insurance Authority

Sorted By Check

## Claims Payment Report

<u>Check Date</u>	<u>Check Number</u>	<u>District Name</u>	<u>Claim Date</u>	<u>Transaction Type</u>	<u>Amount</u>
12/10/2020	224960	Western Municipal Water District	11/21/2019	Bill Review Fee	8.50
12/10/2020	224960	Western Municipal Water District	11/21/2019	Bill Review Fee	1.46
12/10/2020	224960	Western Municipal Water District	11/21/2019	Bill Review Fee	8.50
12/10/2020	224960	Western Municipal Water District	11/21/2019	Bill Review Fee	1.50
12/10/2020	224960	Helix Water District	07/23/2019	Bill Review Fee	8.50
12/10/2020	224960	Helix Water District	07/23/2019	Bill Review Fee	8.50
12/10/2020	224960	Helix Water District	07/23/2019	Bill Review Fee	18.60
12/10/2020	224960	Sweetwater Authority	09/28/2017	Bill Review Fee	8.50
12/10/2020	224960	Sweetwater Authority	09/28/2017	Bill Review Fee	17.33
12/10/2020	224960	South Coast Water District	07/14/2020	Bill Review Fee	8.50
12/10/2020	224961	Valley of the Moon Water District	11/19/2020	TTD	369.05
12/10/2020	224962	Merced Irrigation District	11/09/2018	Legal (Defense)	216.30
12/10/2020	224963	Calleguas Municipal Water District	07/31/2017	Legal (Defense)	577.83
12/10/2020	224964	Sutter Extension Water District	04/19/2019	Legal (Defense)	220.94
12/10/2020	224965	Yorba Linda Water District	09/09/2019	Legal (Defense)	135.96
12/10/2020	224966	Fair Oaks Water District	04/26/2018	Legal (Defense)	198.28
12/10/2020	224967	Elsinore Valley Municipal Water District	05/05/2014	Legal (Defense)	356.90
12/10/2020	224968	Carmichael Water District	12/12/2019	Legal (Defense)	2,074.42
12/10/2020	224969	Western Municipal Water District	07/25/2018	Legal (Defense)	203.94
12/10/2020	224970	San Luis Water District	09/04/2020	Legal (Defense)	815.76
12/10/2020	224971	Solano Irrigation District	07/15/2014	Legal (Defense)	458.87
12/10/2020	224972	San Juan Water District	01/26/2016	Legal (Defense)	1,505.35
12/10/2020	224973	El Toro Water District	01/29/2019	Legal (Defense)	220.94
12/10/2020	224974	Orange County Water District	08/16/2019	Legal (Defense)	84.98
12/10/2020	224975	Mission Springs Water District	04/14/2015	Legal (Defense)	33.99
12/10/2020	224976	Merced Irrigation District	04/21/2020	Legal (Defense)	271.92
12/10/2020	224977	Palmdale Water District	03/14/2018	Legal (Defense)	88.03
12/10/2020	224978	Carpinteria Valley Water District	03/19/2018	Legal (Defense)	322.91
12/10/2020	224979	Sierra Lakes County Water District	09/13/2018	PPD	580.00
12/10/2020	224980	Sweetwater Authority	12/30/2019	TTD	2,502.76
12/10/2020	224981	East Contra Costa Irrigation District	10/05/2020	TTD	2,242.74
12/10/2020	224982	Yolo County Flood Control & Water Conse	11/21/1991	Life pension	84.00
12/10/2020	224983	Soquel Creek Water District	08/17/2017	Legal (Defense)	178.00
12/10/2020	224984	Scotts Valley Water District	10/28/2019	Legal (Defense)	445.00
12/10/2020	224985	Sweetwater Authority	10/13/2020	TTD	2,598.86
12/10/2020	224986	Westborough Water District	12/08/2018	PPD	580.00
12/10/2020	224987	Walnut Valley Water District	02/13/2014	Legal (Defense)	868.10
12/10/2020	224988	Moulton Niguel Water District	09/02/2020	Photocopy	111.44
12/10/2020	224989	Moulton Niguel Water District	09/02/2020	Photocopy	230.90
12/10/2020	224990	Yorba Linda Water District	09/09/2019	Photocopy	5.00
12/10/2020	224991	Yorba Linda Water District	09/09/2019	Photocopy	180.00
12/10/2020	224992	Merced Irrigation District	04/21/2020	Photocopy	180.00
12/10/2020	224993	Merced Irrigation District	04/21/2020	Photocopy	5.00
12/10/2020	224994	Alameda County Water District	02/14/2020	PPD	7,291.43

from 12/01/2020  
to 12/15/2020

ACWA Joint Powers Insurance Authority

Sorted By Check

## Claims Payment Report

<u>Check Date</u>	<u>Check Number</u>	<u>District Name</u>	<u>Claim Date</u>	<u>Transaction Type</u>	<u>Amount</u>
12/10/2020	224995	Tahoe City Public Utility District	06/18/2020	Diagnostics	15.20
12/10/2020	224996	Wheeler Ridge-Maricopa Water Storage D	10/10/2020	Diagnostics	318.55
12/10/2020	224997	Valley Center Municipal Water District	08/16/2020	Diagnostics	835.44
12/10/2020	224998	Helix Water District	08/12/2020	Chiropractor	186.17
12/10/2020	224999	Mesa Water District	07/30/2020	Physical therapy	141.64
12/10/2020	225000	El Toro Water District	06/22/2015	Diagnostics	11.06
12/10/2020	225001	El Toro Water District	06/22/2015	Diagnostics	11.78
12/10/2020	225002	Fair Oaks Water District	04/26/2018	Photocopy	75.00
12/10/2020	225003	Helix Water District	07/23/2019	Laboratory fee	34.35
12/10/2020	225004	Trabuco Canyon Water District	10/22/2015	PPD	580.00
12/10/2020	225005	Solano Irrigation District	03/06/2020	Medical, general	148.62
12/10/2020	225006	Tahoe City Public Utility District	09/14/2020	Physical therapy	418.19
12/10/2020	225007	San Luis Water District	09/04/2020	Medical, general	186.64
12/10/2020	225008	Western Municipal Water District	11/21/2019	Physical therapy	90.85
12/10/2020	225009	Western Municipal Water District	11/21/2019	Physical therapy	90.37
12/10/2020	225010	Western Municipal Water District	11/21/2019	Physical therapy	90.37
12/10/2020	225011	Western Municipal Water District	11/21/2019	Physical therapy	138.51
12/10/2020	225012	Western Municipal Water District	11/21/2019	Physical therapy	138.51
12/10/2020	225013	Western Municipal Water District	11/21/2019	Physical therapy	121.10
12/10/2020	225014	Western Municipal Water District	11/21/2019	Physical therapy	121.10
12/10/2020	225015	Corcoran Irrigation District	12/13/2017	Legal (Defense)	437.05
12/15/2020	225016	West Valley Water District	10/02/2017	Expert	650.00
12/15/2020	225017	Santa Clarita Valley Water Agency	05/01/2018	Liability - Expense	2,018.95
12/15/2020	225018	Santa Clarita Valley Water Agency	05/01/2018	Liability - Expense	2,098.20
12/15/2020	225019	Sweetwater Authority	11/13/2020	Liability - Property Damage	704.09
12/15/2020	225020	Western Municipal Water District	10/14/2020	Liability - Property Damage	7,000.00
12/15/2020	225021	El Dorado Irrigation District	07/23/2020	Liability - Small Claims	420.00
12/15/2020	225022	Laguna Irrigation District	10/06/2020	Property - District Property	1,806.23
12/15/2020	225023	Panoche Water District	09/22/2020	Property - District Property	2,202.24
12/15/2020	225024	Mammoth Community Water District	09/23/2020	Liability - Small Claims	119.88
12/15/2020	225025	Water Employee Services Authority	05/11/2020	Liability - Property Damage	2,527.04
12/15/2020	225026	Calleguas Municipal Water District	07/31/2017	PPD	580.00
12/15/2020	225027	Vista Irrigation District	06/07/2019	Physical therapy	126.47
12/15/2020	225028	Western Municipal Water District	05/06/2020	Physical therapy	100.99
12/15/2020	225029	Santa Fe Irrigation District	09/03/2020	Physical therapy	143.03
12/15/2020	225030	Sweetwater Authority	10/08/2020	Physical therapy	145.54
12/15/2020	225031	Sweetwater Authority	10/13/2020	Physical therapy	137.73
12/15/2020	225032	Sweetwater Authority	10/08/2020	Physical therapy	109.04
12/15/2020	225033	El Dorado Irrigation District	10/21/2020	Physical therapy	136.13
12/15/2020	225034	Sweetwater Authority	10/08/2020	Physical therapy	145.54
12/15/2020	225035	Sweetwater Authority	10/13/2020	Physical therapy	137.73
12/15/2020	225036	Sweetwater Authority	10/13/2020	Physical therapy	134.54
12/15/2020	225037	Western Municipal Water District	05/06/2020	Physical therapy	100.99
12/15/2020	225038	Sweetwater Authority	10/13/2020	Physical therapy	149.61

from 12/01/2020  
to 12/15/2020

ACWA Joint Powers Insurance Authority

Sorted By Check

## Claims Payment Report

<u>Check Date</u>	<u>Check Number</u>	<u>District Name</u>	<u>Claim Date</u>	<u>Transaction Type</u>	<u>Amount</u>
12/15/2020	225039	Sweetwater Authority	10/08/2020	Physical therapy	145.54
12/15/2020	225040	Sweetwater Authority	10/13/2020	Physical therapy	143.87
12/15/2020	225041	Santa Fe Irrigation District	09/03/2020	Physical therapy	25.12
12/15/2020	225042	South Tahoe Public Utility District	08/21/2020	Medical, general	40.18
12/15/2020	225043	Tulare Irrigation District	10/19/2011	Legal (Defense)	144.00
12/15/2020	225044	Sweetwater Authority	09/12/2020	Medical, general	44.26
12/15/2020	225045	San Luis Water District	09/04/2020	TTD	239.48
12/15/2020	225046	Sweetwater Authority	12/11/2018	Bill Review Fee	8.50
12/15/2020	225046	Sweetwater Authority	12/11/2018	Bill Review Fee	5.15
12/15/2020	225046	Moulton Niguel Water District	09/02/2020	Bill Review Fee	8.50
12/15/2020	225046	Moulton Niguel Water District	09/02/2020	Bill Review Fee	7.77
12/15/2020	225046	Moulton Niguel Water District	09/02/2020	Bill Review Fee	8.50
12/15/2020	225046	Moulton Niguel Water District	09/02/2020	Bill Review Fee	4.12
12/15/2020	225046	Bella Vista Water District	11/06/2020	Bill Review Fee	8.50
12/15/2020	225046	Bella Vista Water District	11/06/2020	Bill Review Fee	12.30
12/15/2020	225046	Laguna Beach County Water District	01/09/2020	Bill Review Fee	8.50
12/15/2020	225046	Sweetwater Authority	02/28/2020	Bill Review Fee	8.50
12/15/2020	225046	Montecito Water District	10/22/2020	Bill Review Fee	8.50
12/15/2020	225046	Montecito Water District	10/22/2020	Bill Review Fee	1.15
12/15/2020	225046	Desert Water Agency	02/03/2020	Bill Review Fee	8.50
12/15/2020	225046	Desert Water Agency	02/03/2020	Bill Review Fee	4.73
12/15/2020	225046	Yorba Linda Water District	10/15/2020	Bill Review Fee	8.50
12/15/2020	225046	Yorba Linda Water District	10/15/2020	Bill Review Fee	19.97
12/15/2020	225046	Water Employee Services Authority	10/09/2020	Bill Review Fee	8.50
12/15/2020	225046	Water Employee Services Authority	10/09/2020	Bill Review Fee	3.76
12/15/2020	225046	South Tahoe Public Utility District	08/21/2020	Bill Review Fee	8.50
12/15/2020	225046	South Tahoe Public Utility District	08/21/2020	Bill Review Fee	19.66
12/15/2020	225046	Glenn-Colusa Irrigation District	05/08/2019	Bill Review Fee	8.50
12/15/2020	225046	Glenn-Colusa Irrigation District	05/08/2019	Bill Review Fee	3.32
12/15/2020	225046	Glenn-Colusa Irrigation District	05/08/2019	Bill Review Fee	8.50
12/15/2020	225046	Glenn-Colusa Irrigation District	05/08/2019	Bill Review Fee	4.88
12/15/2020	225046	Laguna Beach County Water District	10/29/2019	Bill Review Fee	8.50
12/15/2020	225046	Laguna Beach County Water District	10/29/2019	Bill Review Fee	99.96
12/15/2020	225046	Goleta Water District	09/26/2018	Bill Review Fee	8.50
12/15/2020	225046	Goleta Water District	09/26/2018	Bill Review Fee	12.72
12/15/2020	225046	El Dorado Irrigation District	10/21/2020	Bill Review Fee	8.50
12/15/2020	225046	Sweetwater Authority	10/13/2020	Bill Review Fee	8.50
12/15/2020	225046	Sweetwater Authority	10/13/2020	Bill Review Fee	8.50
12/15/2020	225046	Palmdale Water District	05/25/2020	Bill Review Fee	8.50
12/15/2020	225046	Tahoe City Public Utility District	08/11/2020	Bill Review Fee	8.50
12/15/2020	225046	Tahoe City Public Utility District	08/11/2020	Bill Review Fee	4.97
12/15/2020	225046	Tahoe City Public Utility District	08/11/2020	Bill Review Fee	8.50
12/15/2020	225046	Orange County Water District	11/09/2020	Bill Review Fee	8.50
12/15/2020	225046	Orange County Water District	11/09/2020	Bill Review Fee	3.30



from 12/01/2020  
to 12/15/2020

ACWA Joint Powers Insurance Authority

Sorted By Check

## Claims Payment Report

<u>Check Date</u>	<u>Check Number</u>	<u>District Name</u>	<u>Claim Date</u>	<u>Transaction Type</u>	<u>Amount</u>
12/15/2020	225046	Orange County Water District	11/09/2020	Bill Review Fee	8.50
12/15/2020	225046	Orange County Water District	11/09/2020	Bill Review Fee	1.70
12/15/2020	225046	Reclamation District #108	09/03/2020	Bill Review Fee	8.50
12/15/2020	225046	Reclamation District #108	09/03/2020	Bill Review Fee	0.95
12/15/2020	225046	Sweetwater Authority	10/08/2020	Bill Review Fee	8.50
12/15/2020	225046	Sweetwater Authority	09/12/2020	Bill Review Fee	8.50
12/15/2020	225046	Sweetwater Authority	09/12/2020	Bill Review Fee	2.43
12/15/2020	225046	Stockton-East Water District	09/21/2020	Bill Review Fee	8.50
12/15/2020	225046	Stockton-East Water District	09/21/2020	Bill Review Fee	1.97
12/15/2020	225046	El Toro Water District	06/22/2015	Bill Review Fee	8.50
12/15/2020	225046	Alameda County Water District	02/14/2020	Bill Review Fee	8.50
12/15/2020	225046	Sweetwater Authority	10/08/2020	Bill Review Fee	8.50
12/15/2020	225046	Sweetwater Authority	10/08/2020	Bill Review Fee	8.50
12/15/2020	225046	Soquel Creek Water District	11/16/2020	Bill Review Fee	8.50
12/15/2020	225046	Orange County Water District	10/07/2020	Bill Review Fee	8.50
12/15/2020	225046	Orange County Water District	10/07/2020	Bill Review Fee	4.16
12/15/2020	225046	Kaweah Delta Water Conservation District	10/07/2014	Bill Review Fee	8.50
12/15/2020	225046	Kaweah Delta Water Conservation District	10/07/2014	Bill Review Fee	6.99
12/15/2020	225046	Goleta Water District	04/18/2018	Bill Review Fee	8.50
12/15/2020	225046	Goleta Water District	04/18/2018	Bill Review Fee	0.29
12/15/2020	225046	Reclamation District #108	11/09/2020	Bill Review Fee	8.50
12/15/2020	225046	Western Municipal Water District	11/21/2019	Bill Review Fee	8.50
12/15/2020	225046	Helix Water District	07/23/2019	Bill Review Fee	8.50
12/15/2020	225046	Helix Water District	07/23/2019	Bill Review Fee	17.89
12/15/2020	225046	Reclamation District #108	04/15/2020	Bill Review Fee	8.50
12/15/2020	225046	Reclamation District #108	04/15/2020	Bill Review Fee	6.84
12/15/2020	225046	Kern County Water Agency	09/16/2016	Bill Review Fee	12.56
12/15/2020	225046	Kern County Water Agency	09/16/2016	Bill Review Fee	8.50
12/15/2020	225047	Tulare Irrigation District	11/18/2019	Physical therapy	207.23
12/15/2020	225048	Tulare Irrigation District	11/18/2019	Physical therapy	221.04
12/15/2020	225049	Tulare Irrigation District	11/18/2019	Physical therapy	207.23
12/15/2020	225050	Tulare Irrigation District	11/18/2019	Physical therapy	221.04
12/15/2020	225051	Tulare Irrigation District	11/18/2019	Physical therapy	221.04
12/15/2020	225052	Tulare Irrigation District	11/18/2019	Physical therapy	221.04
12/15/2020	225053	Tulare Irrigation District	11/18/2019	Physical therapy	221.04
12/15/2020	225054	Tulare Irrigation District	11/18/2019	Physical therapy	221.04
12/15/2020	225055	Tulare Irrigation District	11/18/2019	Physical therapy	221.04
12/15/2020	225056	Mission Springs Water District	08/21/2011	Legal (Defense)	152.96
12/15/2020	225057	Panoche Water District	08/17/2019	Legal (Defense)	781.77
12/15/2020	225058	El Toro Water District	06/22/2015	Legal (Defense)	203.94
12/15/2020	225059	Merced Irrigation District	08/08/2020	Legal (Defense)	543.84
12/15/2020	225060	El Dorado Irrigation District	06/14/2008	Legal (Defense)	288.92
12/15/2020	225061	Paradise Irrigation District	05/11/1993	Legal (Defense)	1,019.70
12/15/2020	225062	Stockton-East Water District	09/21/2020	Medical, general	149.62

from 12/01/2020  
to 12/15/2020

ACWA Joint Powers Insurance Authority

Sorted By Check

## Claims Payment Report

<u>Check Date</u>	<u>Check Number</u>	<u>District Name</u>	<u>Claim Date</u>	<u>Transaction Type</u>	<u>Amount</u>
12/15/2020	225063	Kaweah Delta Water Conservation District	10/07/2014	Medical, general	73.76
12/15/2020	225064	Las Virgenes Municipal Water District	09/18/2019	Med/Legal evaluation	625.00
12/15/2020	225065	Berrenda Mesa Water District	02/25/2013	Legal (Defense)	824.00
12/15/2020	225066	Moulton Niguel Water District	09/02/2020	Investigation/Subrosa	592.00
12/15/2020	225067	Carmichael Water District	12/12/2019	Expense, general	1,593.00
12/15/2020	225068	Laguna Beach County Water District	11/30/2020	TTD	2,385.71
12/15/2020	225069	Laguna Beach County Water District	11/30/2020	TD penalty	15.90
12/15/2020	225070	Water Employee Services Authority	10/09/2020	Medical, general	85.12
12/15/2020	225071	Carmichael Water District	12/12/2019	TTD	2,502.76
12/15/2020	225072	Sweetwater Authority	10/08/2020	TTD	2,598.86
12/15/2020	225073	Scotts Valley Water District	10/28/2019	Wage loss	85.28
12/15/2020	225074	Walnut Valley Water District	09/26/2019	Photocopy	179.21
12/15/2020	225075	Sweetwater Authority	09/12/2020	TTD	2,461.12
12/15/2020	225076	Carpinteria Valley Water District	01/29/2018	Legal (Defense)	333.05
12/15/2020	225077	Santa Clarita Valley Water Agency	10/13/2015	Legal (Defense)	212.50
12/15/2020	225078	Elsinore Valley Municipal Water District	05/05/2014	Pharmacy	77.83
12/15/2020	225079	Scotts Valley Water District	07/10/2003	Pharmacy	15.05
12/15/2020	225080	San Juan Water District	08/28/2003	Pharmacy	22.85
12/15/2020	225081	Helix Water District	07/23/2019	Pharmacy	12.26
12/15/2020	225082	Glenn-Colusa Irrigation District	05/08/2019	Pharmacy	62.38
12/15/2020	225083	Carmichael Water District	12/12/2019	Pharmacy	9.34
12/15/2020	225084	Merced Irrigation District	08/08/2020	Pharmacy	10.38
12/15/2020	225085	Sweetwater Authority	10/08/2020	TTD	2,598.86
12/15/2020	225086	Santa Clarita Valley Water Agency	11/17/2020	Medical, general	112.95
12/15/2020	225087	San Luis & Delta-Mendota Water Authority	02/10/2020	Medical, general	111.16
12/15/2020	225088	Desert Water Agency	12/09/2020	TTD	315.31
12/15/2020	225089	Helix Water District	12/03/2020	Diagnostics	150.00
12/15/2020	225090	Desert Water Agency	09/17/2020	TTD	2,495.14
12/15/2020	225091	Laguna Beach County Water District	10/29/2019	DME Supplies	1,599.41
12/15/2020	225092	Orange County Water District	10/07/2020	Chiropractor	276.38
12/15/2020	225093	Orange County Water District	11/09/2020	Medical, general	218.97
12/15/2020	225094	Vallecitos Water District	10/09/2019	Physical therapy	148.06
12/15/2020	225095	El Dorado Irrigation District	10/22/2019	PPD	1,740.00
12/15/2020	225096	Helix Water District	07/23/2019	Medical, general	164.08
12/15/2020	225097	Sweetwater Authority	09/28/2017	Medical, general	166.03
12/15/2020	225098	Goleta Water District	04/18/2018	Diagnostics	56.12
12/15/2020	225099	Kern County Water Agency	09/16/2016	Medical, general	111.16
12/15/2020	225100	Sweetwater Authority	12/11/2018	Diagnostics	86.24
12/15/2020	225101	Yuba County Water Agency	05/08/2017	PPD	580.00
12/15/2020	225102	Helix Water District	07/23/2019	Medical, general	171.98
12/15/2020	225103	Kings River Conservation District	03/02/2018	Medical, general	198.87
12/15/2020	225104	San Juan Water District	08/28/2003	Medical, general	111.16
12/15/2020	225105	Moulton Niguel Water District	03/03/2020	Photocopy	180.00
12/15/2020	225106	Goleta Water District	09/26/2018	Medical, general	118.03

from 12/01/2020  
to 12/15/2020

ACWA Joint Powers Insurance Authority

Sorted By Check

## Claims Payment Report

<u>Check Date</u>	<u>Check Number</u>	<u>District Name</u>	<u>Claim Date</u>	<u>Transaction Type</u>	<u>Amount</u>
12/15/2020	225107	Yorba Linda Water District	10/15/2020	Medical, general	143.84
12/15/2020	225108	Laguna Beach County Water District	06/11/2020	Physical therapy	93.38
12/15/2020	225109	Tahoe City Public Utility District	08/11/2020	Medical, general	79.48
12/15/2020	225110	Tahoe City Public Utility District	08/11/2020	Medical, general	79.48
12/15/2020	225111	Kern County Water Agency	09/16/2016	PPD	580.00
12/15/2020	225112	El Toro Water District	06/22/2015	Medical, general	285.58
12/15/2020	225113	Water Employee Services Authority	11/13/2020	Diagnostics	31.97
<b>Total</b>					<b>339,681.46</b>

from 12/16/2020  
to 12/31/2020

ACWA Joint Powers Insurance Authority

Sorted By Check

# Claims Payment Report

<u>Check Date</u>	<u>Check Number</u>	<u>District Name</u>	<u>Claim Date</u>	<u>Transaction Type</u>	<u>Amount</u>
12/17/2020	225114	Central Coast Water Authority	09/28/2020	Liability - Property Damage	607.08
12/17/2020	225115	Calaveras Public Utility District	10/20/2020	Liability - Property Damage	5,050.92
12/17/2020	225116	Otay Water District	08/19/2020	Liability - Property Damage	50.00
12/17/2020	225117	Rancho California Water District	07/15/2019	Expense General	1,450.55
12/17/2020	225118	Sutter Extension Water District	04/19/2019	TTD	376.75
12/17/2020	225119	Sweetwater Authority	10/08/2020	Physical therapy	109.04
12/17/2020	225120	Sweetwater Authority	10/08/2020	Physical therapy	109.04
12/17/2020	225121	Sweetwater Authority	10/13/2020	Physical therapy	153.68
12/17/2020	225122	Berrenda Mesa Water District	02/25/2013	PPD	460.00
12/17/2020	225123	Desert Water Agency	10/18/2016	Photocopy	30.00
12/17/2020	225124	Western Municipal Water District	05/06/2020	DME Supplies	38.58
12/17/2020	225125	Bard Water District	08/20/2012	Medical, general	111.16
12/17/2020	225126	Bard Water District	08/20/2012	Laboratory fee	8.08
12/17/2020	225127	Bard Water District	08/20/2012	Medical, general	111.16
12/17/2020	225128	Bard Water District	08/20/2012	Medical, general	111.16
12/17/2020	225129	Glenn-Colusa Irrigation District	05/08/2019	Medical, general	58.20
12/17/2020	225130	Glenn-Colusa Irrigation District	05/08/2019	Medical, general	90.19
12/17/2020	225131	South Feather Water and Power Agency	10/22/2020	Medical, general	124.49
12/17/2020	225132	Sweetwater Authority	02/28/2020	Utilization review	150.00
12/17/2020	225132	Yorba Linda Water District	09/09/2019	Utilization review	300.00
12/17/2020	225132	Water Employee Services Authority	10/09/2020	Utilization review	775.00
12/17/2020	225132	Mission Springs Water District	08/21/2011	Utilization review	675.00
12/17/2020	225132	Palmdale Water District	03/23/2015	Utilization review	500.00
12/17/2020	225132	Water Employee Services Authority	06/23/2020	Utilization review	450.00
12/17/2020	225132	Tuolumne Utilities District	09/14/2020	Utilization review	350.00
12/17/2020	225132	Soquel Creek Water District	08/17/2017	Utilization review	275.00
12/17/2020	225132	Carmichael Water District	12/12/2019	Utilization review	1,985.00
12/17/2020	225132	Tahoe City Public Utility District	08/11/2020	Utilization review	150.00
12/17/2020	225132	Fresno Metropolitan Flood Control District	08/25/2018	Utilization review	500.00
12/17/2020	225132	San Juan Water District	08/28/2003	Utilization review	500.00
12/17/2020	225132	Sweetwater Authority	03/23/2019	Utilization review	275.00
12/17/2020	225132	San Juan Water District	01/26/2016	Utilization review	650.00
12/17/2020	225132	Sweetwater Authority	01/21/2020	Utilization review	400.00
12/17/2020	225132	Helix Water District	07/23/2019	Utilization review	900.00
12/17/2020	225132	Merced Irrigation District	08/08/2020	Utilization review	150.00
12/17/2020	225133	Moulton Niguel Water District	09/02/2020	Bill Review Fee	8.50
12/17/2020	225133	Moulton Niguel Water District	09/02/2020	Bill Review Fee	5.39
12/17/2020	225133	Rancho California Water District	11/19/2020	Bill Review Fee	8.50
12/17/2020	225133	Rancho California Water District	11/19/2020	Bill Review Fee	4.88
12/17/2020	225133	Calleguas Municipal Water District	08/06/2020	Bill Review Fee	8.50
12/17/2020	225133	Water Employee Services Authority	10/09/2020	Bill Review Fee	8.50
12/17/2020	225133	Water Employee Services Authority	10/09/2020	Bill Review Fee	1.86
12/17/2020	225133	Bard Water District	08/20/2012	Bill Review Fee	8.50

from 12/16/2020  
to 12/31/2020

ACWA Joint Powers Insurance Authority

Sorted By Check

## Claims Payment Report

<u>Check Date</u>	<u>Check Number</u>	<u>District Name</u>	<u>Claim Date</u>	<u>Transaction Type</u>	<u>Amount</u>
12/17/2020	225133	Bard Water District	08/20/2012	Bill Review Fee	16.02
12/17/2020	225133	Bard Water District	08/20/2012	Bill Review Fee	8.50
12/17/2020	225133	Bard Water District	08/20/2012	Bill Review Fee	16.02
12/17/2020	225133	Bard Water District	08/20/2012	Bill Review Fee	8.50
12/17/2020	225133	Bard Water District	08/20/2012	Bill Review Fee	1.76
12/17/2020	225133	Bard Water District	08/20/2012	Bill Review Fee	8.50
12/17/2020	225133	Bard Water District	08/20/2012	Bill Review Fee	16.02
12/17/2020	225133	Walnut Valley Water District	08/14/2020	Bill Review Fee	8.50
12/17/2020	225133	Walnut Valley Water District	08/14/2020	Bill Review Fee	7.22
12/17/2020	225133	Walnut Valley Water District	08/14/2020	Bill Review Fee	8.50
12/17/2020	225133	Walnut Valley Water District	08/14/2020	Bill Review Fee	7.22
12/17/2020	225133	Walnut Valley Water District	08/14/2020	Bill Review Fee	8.50
12/17/2020	225133	Walnut Valley Water District	08/14/2020	Bill Review Fee	8.50
12/17/2020	225133	Laguna Beach County Water District	10/29/2019	Bill Review Fee	8.50
12/17/2020	225133	Wheeler Ridge-Maricopa Water Storage District	02/20/2020	Bill Review Fee	8.50
12/17/2020	225133	Wheeler Ridge-Maricopa Water Storage District	02/20/2020	Bill Review Fee	0.26
12/17/2020	225133	Mariana Ranchos County Water District	09/10/2019	Bill Review Fee	8.50
12/17/2020	225133	Mariana Ranchos County Water District	09/10/2019	Bill Review Fee	15.55
12/17/2020	225133	Mariana Ranchos County Water District	09/10/2019	Bill Review Fee	8.50
12/17/2020	225133	Mariana Ranchos County Water District	09/10/2019	Bill Review Fee	17.43
12/17/2020	225133	Mariana Ranchos County Water District	09/10/2019	Bill Review Fee	8.50
12/17/2020	225133	Mariana Ranchos County Water District	09/10/2019	Bill Review Fee	15.55
12/17/2020	225133	Mariana Ranchos County Water District	09/10/2019	Bill Review Fee	8.50
12/17/2020	225133	Mariana Ranchos County Water District	09/10/2019	Bill Review Fee	15.55
12/17/2020	225133	Sweetwater Authority	10/13/2020	Bill Review Fee	8.50
12/17/2020	225133	Elsinore Valley Municipal Water District	05/05/2014	Bill Review Fee	8.50
12/17/2020	225133	Elsinore Valley Municipal Water District	05/05/2014	Bill Review Fee	25.95
12/17/2020	225133	Palmdale Water District	05/25/2020	Bill Review Fee	8.50
12/17/2020	225133	Mesa Water District	07/30/2020	Bill Review Fee	8.50
12/17/2020	225133	Mesa Water District	07/30/2020	Bill Review Fee	2.13
12/17/2020	225133	Mesa Water District	07/30/2020	Bill Review Fee	8.50
12/17/2020	225133	Mesa Water District	07/30/2020	Bill Review Fee	2.38
12/17/2020	225133	Mesa Water District	07/30/2020	Bill Review Fee	8.50
12/17/2020	225133	Mesa Water District	07/30/2020	Bill Review Fee	2.13
12/17/2020	225133	Mesa Water District	07/30/2020	Bill Review Fee	8.50
12/17/2020	225133	Mesa Water District	07/30/2020	Bill Review Fee	2.13
12/17/2020	225133	Helix Water District	08/12/2020	Bill Review Fee	8.50
12/17/2020	225133	Helix Water District	08/12/2020	Bill Review Fee	5.21
12/17/2020	225133	Vallecitos Water District	10/15/2020	Bill Review Fee	8.50
12/17/2020	225133	Vallecitos Water District	10/15/2020	Bill Review Fee	2.85
12/17/2020	225133	Fresno Metropolitan Flood Control District	08/25/2018	Bill Review Fee	8.50
12/17/2020	225133	Fresno Metropolitan Flood Control District	08/25/2018	Bill Review Fee	8.77
12/17/2020	225133	Patterson Irrigation District	08/09/2012	Bill Review Fee	8.50
12/17/2020	225133	Humboldt Bay Municipal Water District	05/29/2019	Bill Review Fee	8.50

from 12/16/2020  
to 12/31/2020

ACWA Joint Powers Insurance Authority

Sorted By Check

# Claims Payment Report

<u>Check Date</u>	<u>Check Number</u>	<u>District Name</u>	<u>Claim Date</u>	<u>Transaction Type</u>	<u>Amount</u>
12/17/2020	225133	Humboldt Bay Municipal Water District	05/29/2019	Bill Review Fee	5.05
12/17/2020	225133	Stockton-East Water District	11/27/2019	Bill Review Fee	8.50
12/17/2020	225133	Stockton-East Water District	11/27/2019	Bill Review Fee	2.00
12/17/2020	225133	South Feather Water and Power Agency	10/22/2020	Bill Review Fee	8.50
12/17/2020	225133	South Feather Water and Power Agency	10/22/2020	Bill Review Fee	6.85
12/17/2020	225133	Panoche Water District	08/17/2019	Bill Review Fee	8.50
12/17/2020	225133	Alameda County Water District	02/14/2020	Bill Review Fee	8.50
12/17/2020	225133	Soquel Creek Water District	11/16/2020	Bill Review Fee	8.50
12/17/2020	225133	Lakeside Water District	11/23/2020	Bill Review Fee	8.50
12/17/2020	225133	Lakeside Water District	11/23/2020	Bill Review Fee	6.95
12/17/2020	225133	Reclamation District #108	11/09/2020	Bill Review Fee	8.50
12/17/2020	225133	Reclamation District #108	11/09/2020	Bill Review Fee	8.50
12/17/2020	225133	Western Municipal Water District	11/21/2019	Bill Review Fee	8.50
12/17/2020	225133	Western Municipal Water District	11/21/2019	Bill Review Fee	8.50
12/17/2020	225133	Western Municipal Water District	11/21/2019	Bill Review Fee	1.46
12/17/2020	225133	Western Municipal Water District	11/21/2019	Bill Review Fee	8.50
12/17/2020	225133	Tulare Irrigation District	10/19/2011	Bill Review Fee	8.50
12/17/2020	225133	Helix Water District	07/23/2019	Bill Review Fee	8.50
12/17/2020	225133	Helix Water District	07/23/2019	Bill Review Fee	3.88
12/17/2020	225133	Helix Water District	07/23/2019	Bill Review Fee	8.50
12/17/2020	225133	Merced Irrigation District	08/08/2020	Bill Review Fee	8.50
12/17/2020	225133	Merced Irrigation District	08/08/2020	Bill Review Fee	6.77
12/17/2020	225134	Stockton-East Water District	11/27/2019	Medical, general	152.33
12/17/2020	225135	Reclamation District #108	11/09/2020	Medical, general	146.81
12/17/2020	225136	Reclamation District #108	04/15/2020	Medical, general	68.33
12/17/2020	225137	Reclamation District #108	09/03/2020	Medical, general	7.15
12/17/2020	225138	Reclamation District #108	11/09/2020	Medical, general	114.43
12/17/2020	225139	Reclamation District #108	11/09/2020	Medical, general	74.30
12/17/2020	225140	Bella Vista Water District	11/06/2020	Medical, general	111.16
12/17/2020	225141	Soquel Creek Water District	11/16/2020	Medical, general	231.46
12/17/2020	225142	Soquel Creek Water District	11/16/2020	Medical, general	185.13
12/17/2020	225143	Lakeside Water District	11/23/2020	Medical, general	157.63
12/17/2020	225144	Desert Water Agency	02/03/2020	Anesthesiologist	359.39
12/17/2020	225145	Truckee Donner Public Utility District	10/26/2020	Investigation/Subrosa	310.00
12/17/2020	225146	Cucamonga Valley Water District	03/08/2019	PPD	580.00
12/17/2020	225147	Moulton Niguel Water District	09/02/2020	Physical therapy	176.11
12/17/2020	225148	Moulton Niguel Water District	09/02/2020	Physical therapy	93.35
12/17/2020	225149	Moulton Niguel Water District	09/02/2020	Physical therapy	122.02
12/17/2020	225150	Western Municipal Water District	11/21/2019	Hospital (Outpatient)	3,953.82
12/17/2020	225151	Orange County Water District	11/09/2020	TTD	1,113.80
12/17/2020	225152	Orange County Water District	11/09/2020	Wage loss	557.40
12/17/2020	225153	Moulton Niguel Water District	09/02/2020	Photocopy	118.73
12/17/2020	225154	Moulton Niguel Water District	09/02/2020	Photocopy	61.00
12/17/2020	225155	Moulton Niguel Water District	09/02/2020	Photocopy	61.00

from 12/16/2020  
to 12/31/2020

ACWA Joint Powers Insurance Authority

Sorted By Check

## Claims Payment Report

<u>Check Date</u>	<u>Check Number</u>	<u>District Name</u>	<u>Claim Date</u>	<u>Transaction Type</u>	<u>Amount</u>
12/17/2020	225156	Moulton Niguel Water District	09/02/2020	Photocopy	61.00
12/17/2020	225157	Moulton Niguel Water District	09/02/2020	Photocopy	61.00
12/17/2020	225158	El Dorado Irrigation District	10/21/2020	Photocopy	138.14
12/17/2020	225159	Desert Water Agency	09/17/2020	Photocopy	106.87
12/17/2020	225160	Humboldt Bay Municipal Water District	05/29/2019	Medical, general	108.96
12/17/2020	225161	Palmdale Water District	10/29/2019	Legal (Defense)	156.00
12/17/2020	225162	Vista Irrigation District	02/04/2019	Legal (Defense)	312.00
12/17/2020	225163	Desert Water Agency	08/22/2020	Legal (Defense)	5,045.25
12/17/2020	225164	Las Virgenes Municipal Water District	07/17/2019	Legal (Defense)	644.25
12/17/2020	225165	Water Employee Services Authority	12/10/2018	Legal (Defense)	487.50
12/17/2020	225166	Padre Dam Municipal Water District	12/26/2001	Legal (Defense)	585.00
12/17/2020	225167	Helix Water District	07/23/2019	Legal (Defense)	253.50
12/17/2020	225168	Ramona Municipal Water District	04/10/2013	Legal (Defense)	643.50
12/17/2020	225169	Sweetwater Authority	06/30/2020	Legal (Defense)	234.00
12/17/2020	225170	Moulton Niguel Water District	01/23/2019	Legal (Defense)	787.00
12/17/2020	225171	Sweetwater Authority	02/28/2020	Diagnostics	332.35
12/17/2020	225172	San Luis Water District	09/04/2020	TTD	718.44
12/17/2020	225173	Panoche Water District	08/17/2019	TTD	1,041.34
12/17/2020	225174	Helix Water District	04/18/2019	PPD	9,321.43
12/17/2020	225175	Palmdale Water District	05/25/2020	Physical therapy	139.00
12/17/2020	225176	Rancho California Water District	11/19/2020	Medical, general	370.51
12/17/2020	225177	Walnut Valley Water District	08/14/2020	Diagnostics	325.37
12/17/2020	225178	Patterson Irrigation District	08/09/2012	Medical, general	90.00
12/17/2020	225179	Panoche Water District	08/17/2019	Medical, general	90.00
12/17/2020	225180	Helix Water District	08/12/2020	Chiropractor	118.17
12/17/2020	225181	Helix Water District	07/23/2019	Medical, general	87.94
12/17/2020	225182	Walnut Valley Water District	08/14/2020	Medical, general	86.65
12/17/2020	225183	Walnut Valley Water District	08/14/2020	Medical, general	86.65
12/17/2020	225184	Orange County Water District	11/09/2020	Medical, general	112.94
12/17/2020	225185	Mesa Water District	07/30/2020	Physical therapy	141.64
12/17/2020	225186	Mesa Water District	07/30/2020	Medical, general	158.00
12/17/2020	225187	Mesa Water District	07/30/2020	Physical therapy	141.64
12/17/2020	225188	Mesa Water District	07/30/2020	Physical therapy	141.64
12/17/2020	225189	Water Employee Services Authority	10/09/2020	Laboratory fee	14.08
12/17/2020	225190	Mariana Ranchos County Water District	09/10/2019	Physical therapy	75.00
12/17/2020	225191	Mariana Ranchos County Water District	09/10/2019	Medical, general	142.71
12/17/2020	225192	Mariana Ranchos County Water District	09/10/2019	Physical therapy	75.00
12/17/2020	225193	Mariana Ranchos County Water District	09/10/2019	Physical therapy	75.00
12/17/2020	225194	Merced Irrigation District	10/30/2008	DME Supplies	216.48
12/17/2020	225195	Merced Irrigation District	08/08/2020	Medical, general	111.16
12/17/2020	225196	Tulare Irrigation District	10/19/2011	Photocopy	193.95
12/17/2020	225197	Elsinore Valley Municipal Water District	05/05/2014	Medical, general	249.34
12/17/2020	225198	Montecito Water District	10/22/2020	Medical, general	224.67
12/17/2020	225199	Sweetwater Authority	10/13/2020	DME Supplies	186.00



from 12/16/2020  
to 12/31/2020

ACWA Joint Powers Insurance Authority

Sorted By Check

## Claims Payment Report

<u>Check Date</u>	<u>Check Number</u>	<u>District Name</u>	<u>Claim Date</u>	<u>Transaction Type</u>	<u>Amount</u>
12/17/2020	225200	Laguna Beach County Water District	05/29/2020	TTD	2,123.52
12/17/2020	225201	Western Municipal Water District	11/21/2019	Mileage	527.85
12/17/2020	225202	Western Municipal Water District	11/21/2019	Anesthesiologist	179.13
12/17/2020	225203	Western Municipal Water District	11/21/2019	Anesthesiologist	179.13
12/17/2020	225204	Tahoe City Public Utility District	08/11/2020	Diagnostics	307.20
12/17/2020	225205	El Dorado Irrigation District	10/21/2020	Medical, general	115.41
12/17/2020	225206	Alameda County Water District	02/14/2020	Physical therapy	83.39
12/17/2020	225207	Alameda County Water District	02/14/2020	Medical, general	180.70
12/17/2020	225208	Helix Water District	07/23/2019	TTD	2,272.34
12/17/2020	225209	Fresno Metropolitan Flood Control District	08/25/2018	Physical therapy	105.27
12/17/2020	225210	Wheeler Ridge-Maricopa Water Storage D	02/20/2020	Medical, general	101.42
12/17/2020	225211	Calleguas Municipal Water District	08/06/2020	Medical, general	1,012.89
12/17/2020	225212	Western Municipal Water District	11/21/2019	Physical therapy	138.51
12/17/2020	225213	Vallecitos Water District	10/15/2020	Medical, general	216.86
12/22/2020	225214	Santa Clarita Valley Water Agency	05/01/2018	Expense General	3,750.00
12/22/2020	225215	Montecito Water District	01/09/2018	Expert	582.00
12/22/2020	225216	Municipal Water District of Orange County	06/01/2020	Defense Attorney	190.00
12/22/2020	225217	Rancho California Water District	06/17/2019	Defense Attorney	6,365.00
12/22/2020	225218	Rancho California Water District	07/15/2019	Expense General	797.65
12/22/2020	225219	Rancho California Water District	07/15/2019	Defense Attorney	11,875.00
12/22/2020	225220	Santa Clarita Valley Water Agency	08/30/2019	Defense Attorney	1,292.00
12/22/2020	225221	Santa Clarita Valley Water Agency	08/30/2019	Expense General	27.81
12/22/2020	225222	Santa Clarita Valley Water Agency	10/16/2019	Defense Attorney	2,223.00
12/22/2020	225223	Goleta Water District	04/20/2020	Defense Attorney	2,869.00
12/22/2020	225224	Palmdale Water District	05/08/2019	Defense Attorney	11,951.00
12/22/2020	225225	Palmdale Water District	05/08/2019	Expense General	403.73
12/22/2020	225226	Idyllwild Water District	09/26/2019	Liability- Bodily Injury	20,010.00
12/22/2020	225227	Clearlake Oaks County Water District	03/14/2017	Expense General	1,519.75
12/22/2020	225228	Desert Water Agency	09/17/2020	Expert	518.65
12/22/2020	225229	Montecito Water District	08/03/2020	Liability - Property Damage	1,065.00
12/22/2020	225230	Rand Communities Water District	01/21/2020	Liability- Bodily Injury	5,000.00
12/22/2020	225231	Montecito Water District	07/01/2020	Liability - Small Claims	700.00
12/22/2020	225232	Palmdale Water District	05/08/2019	Expert	1,960.00
12/22/2020	225233	South Tahoe Public Utility District	08/21/2020	Liability - Property Damage	70,104.81
12/22/2020	225234	Rand Communities Water District	01/21/2020	Liability- Bodily Injury	5,000.00
12/22/2020	225235	Idyllwild Water District	09/26/2019	Liability- Bodily Injury	9,990.00
12/22/2020	225236	Alta Irrigation District	11/19/2014	PPD	580.00
12/22/2020	225237	Desert Water Agency	10/18/2016	Photocopy	30.00
12/22/2020	225238	Desert Water Agency	10/18/2016	Photocopy	180.00
12/22/2020	225239	Vista Irrigation District	02/04/2019	TTD	2,196.52
12/22/2020	225240	San Luis Water District	09/04/2020	TTD	239.48
12/22/2020	225241	Santa Clarita Valley Water Agency	12/10/2020	TTD	1,206.05
12/22/2020	225242	Calleguas Municipal Water District	07/31/2017	Bill Review Fee	8.50
12/22/2020	225242	Calleguas Municipal Water District	07/31/2017	Bill Review Fee	52.25

from 12/16/2020  
to 12/31/2020

ACWA Joint Powers Insurance Authority

Sorted By Check

## Claims Payment Report

<u>Check Date</u>	<u>Check Number</u>	<u>District Name</u>	<u>Claim Date</u>	<u>Transaction Type</u>	<u>Amount</u>
12/22/2020	225242	Calleguas Municipal Water District	11/13/2020	Bill Review Fee	8.50
12/22/2020	225242	Calleguas Municipal Water District	11/13/2020	Bill Review Fee	8.46
12/22/2020	225242	Moulton Niguel Water District	09/02/2020	Bill Review Fee	8.50
12/22/2020	225242	Moulton Niguel Water District	09/02/2020	Bill Review Fee	5.39
12/22/2020	225242	Moulton Niguel Water District	09/02/2020	Bill Review Fee	8.50
12/22/2020	225242	Moulton Niguel Water District	09/02/2020	Bill Review Fee	5.39
12/22/2020	225242	San Luis Water District	08/09/2013	Bill Review Fee	8.50
12/22/2020	225242	San Luis Water District	08/09/2013	Bill Review Fee	2.31
12/22/2020	225242	Bella Vista Water District	11/06/2020	Bill Review Fee	8.50
12/22/2020	225242	Bella Vista Water District	11/06/2020	Bill Review Fee	8.52
12/22/2020	225242	Bella Vista Water District	11/06/2020	Bill Review Fee	8.50
12/22/2020	225242	Bella Vista Water District	11/06/2020	Bill Review Fee	12.41
12/22/2020	225242	Vallecitos Water District	10/09/2019	Bill Review Fee	8.50
12/22/2020	225242	Vallecitos Water District	10/09/2019	Bill Review Fee	9.26
12/22/2020	225242	Desert Water Agency	11/16/2020	Bill Review Fee	8.50
12/22/2020	225242	Desert Water Agency	11/16/2020	Bill Review Fee	1.84
12/22/2020	225242	Laguna Beach County Water District	01/09/2020	Bill Review Fee	8.50
12/22/2020	225242	Sweetwater Authority	02/28/2020	Bill Review Fee	8.50
12/22/2020	225242	Santa Clarita Valley Water Agency	11/17/2020	Bill Review Fee	8.50
12/22/2020	225242	Santa Clarita Valley Water Agency	11/17/2020	Bill Review Fee	2.13
12/22/2020	225242	Western Municipal Water District	05/06/2020	Bill Review Fee	8.50
12/22/2020	225242	Western Municipal Water District	05/06/2020	Bill Review Fee	0.82
12/22/2020	225242	Truckee Donner Public Utility District	11/12/2020	Bill Review Fee	8.50
12/22/2020	225242	Truckee Donner Public Utility District	11/12/2020	Bill Review Fee	0.84
12/22/2020	225242	Water Employee Services Authority	10/09/2020	Bill Review Fee	8.50
12/22/2020	225242	Water Employee Services Authority	10/09/2020	Bill Review Fee	26.36
12/22/2020	225242	Diablo Water District	10/05/2020	Bill Review Fee	8.50
12/22/2020	225242	Diablo Water District	10/05/2020	Bill Review Fee	7.26
12/22/2020	225242	Joshua Basin Water District	11/18/2020	Bill Review Fee	8.50
12/22/2020	225242	Joshua Basin Water District	11/18/2020	Bill Review Fee	2.38
12/22/2020	225242	Sweetwater Authority	12/30/2019	Bill Review Fee	8.50
12/22/2020	225242	Sweetwater Authority	12/30/2019	Bill Review Fee	14.67
12/22/2020	225242	Sweetwater Authority	12/30/2019	Bill Review Fee	8.50
12/22/2020	225242	Sweetwater Authority	12/30/2019	Bill Review Fee	13.49
12/22/2020	225242	Palmdale Water District	03/23/2015	Bill Review Fee	8.50
12/22/2020	225242	Corcoran Irrigation District	01/09/2015	Bill Review Fee	8.50
12/22/2020	225242	Corcoran Irrigation District	01/09/2015	Bill Review Fee	28.76
12/22/2020	225242	Laguna Beach County Water District	10/29/2019	Bill Review Fee	8.50
12/22/2020	225242	Laguna Beach County Water District	06/11/2020	Bill Review Fee	8.50
12/22/2020	225242	Laguna Beach County Water District	06/11/2020	Bill Review Fee	22.55
12/22/2020	225242	Laguna Beach County Water District	06/11/2020	Bill Review Fee	8.50
12/22/2020	225242	Laguna Beach County Water District	06/11/2020	Bill Review Fee	10.67
12/22/2020	225242	Wheeler Ridge-Maricopa Water Storage D	02/20/2020	Bill Review Fee	8.50
12/22/2020	225242	Wheeler Ridge-Maricopa Water Storage D	02/20/2020	Bill Review Fee	3.75

from 12/16/2020  
to 12/31/2020

ACWA Joint Powers Insurance Authority

Sorted By Check

**Claims Payment Report**

<u>Check Date</u>	<u>Check Number</u>	<u>District Name</u>	<u>Claim Date</u>	<u>Transaction Type</u>	<u>Amount</u>
12/22/2020	225242	Trabuco Canyon Water District	02/06/2014	Bill Review Fee	8.50
12/22/2020	225242	Trabuco Canyon Water District	02/06/2014	Bill Review Fee	7.57
12/22/2020	225242	Mariana Ranchos County Water District	09/10/2019	Bill Review Fee	8.50
12/22/2020	225242	Mariana Ranchos County Water District	09/10/2019	Bill Review Fee	15.55
12/22/2020	225242	Mariana Ranchos County Water District	09/10/2019	Bill Review Fee	8.50
12/22/2020	225242	Mariana Ranchos County Water District	09/10/2019	Bill Review Fee	15.55
12/22/2020	225242	Tuolumne Utilities District	09/14/2020	Bill Review Fee	8.50
12/22/2020	225242	Tuolumne Utilities District	09/14/2020	Bill Review Fee	0.22
12/22/2020	225242	Soquel Creek Water District	08/17/2017	Bill Review Fee	8.50
12/22/2020	225242	Soquel Creek Water District	08/17/2017	Bill Review Fee	14.49
12/22/2020	225242	Elsinore Valley Municipal Water District	05/05/2014	Bill Review Fee	8.50
12/22/2020	225242	Elsinore Valley Municipal Water District	05/05/2014	Bill Review Fee	18.54
12/22/2020	225242	Humboldt Bay Municipal Water District	07/25/2019	Bill Review Fee	8.50
12/22/2020	225242	Humboldt Bay Municipal Water District	07/25/2019	Bill Review Fee	8.50
12/22/2020	225242	Humboldt Bay Municipal Water District	07/25/2019	Bill Review Fee	0.29
12/22/2020	225242	Mesa Water District	07/30/2020	Bill Review Fee	8.50
12/22/2020	225242	Mesa Water District	07/30/2020	Bill Review Fee	2.26
12/22/2020	225242	Helix Water District	08/12/2020	Bill Review Fee	8.50
12/22/2020	225242	Helix Water District	08/12/2020	Bill Review Fee	3.31
12/22/2020	225242	Helix Water District	08/12/2020	Bill Review Fee	8.50
12/22/2020	225242	Helix Water District	08/12/2020	Bill Review Fee	3.85
12/22/2020	225242	Helix Water District	08/12/2020	Bill Review Fee	8.50
12/22/2020	225242	Fresno Metropolitan Flood Control District	08/25/2018	Bill Review Fee	8.50
12/22/2020	225242	Fresno Metropolitan Flood Control District	08/25/2018	Bill Review Fee	8.77
12/22/2020	225242	Patterson Irrigation District	08/09/2012	Bill Review Fee	13.00
12/22/2020	225242	Patterson Irrigation District	08/09/2012	Bill Review Fee	8.50
12/22/2020	225242	Patterson Irrigation District	08/09/2012	Bill Review Fee	15.91
12/22/2020	225242	Sweetwater Authority	09/12/2020	Bill Review Fee	8.50
12/22/2020	225242	Panoche Water District	08/17/2019	Bill Review Fee	8.50
12/22/2020	225242	Tulare Irrigation District	11/18/2019	Bill Review Fee	8.50
12/22/2020	225242	Tulare Irrigation District	11/18/2019	Bill Review Fee	4.28
12/22/2020	225242	Vallecitos Water District	01/19/2011	Bill Review Fee	8.50
12/22/2020	225242	Vallecitos Water District	01/19/2011	Bill Review Fee	2.89
12/22/2020	225242	Santa Ynez River WCD Improvement Dist	08/08/2001	Bill Review Fee	8.50
12/22/2020	225242	Santa Ynez River WCD Improvement Dist	08/08/2001	Bill Review Fee	13.68
12/22/2020	225242	Alameda County Water District	02/14/2020	Bill Review Fee	8.50
12/22/2020	225242	Helix Water District	08/06/2013	Bill Review Fee	8.50
12/22/2020	225242	Helix Water District	08/06/2013	Bill Review Fee	23.62
12/22/2020	225242	Sweetwater Authority	10/08/2020	Bill Review Fee	8.50
12/22/2020	225242	Sweetwater Authority	10/08/2020	Bill Review Fee	8.50
12/22/2020	225242	Soquel Creek Water District	11/16/2020	Bill Review Fee	8.50
12/22/2020	225242	Kings River Conservation District	11/18/2016	Bill Review Fee	8.50
12/22/2020	225242	Kings River Conservation District	11/18/2016	Bill Review Fee	14.07
12/22/2020	225242	Goleta Water District	09/25/2014	Bill Review Fee	8.50

from 12/16/2020  
to 12/31/2020

ACWA Joint Powers Insurance Authority

Sorted By Check

## Claims Payment Report

<u>Check Date</u>	<u>Check Number</u>	<u>District Name</u>	<u>Claim Date</u>	<u>Transaction Type</u>	<u>Amount</u>
12/22/2020	225242	Goleta Water District	09/25/2014	Bill Review Fee	24.33
12/22/2020	225242	Panoche Water District	05/13/2020	Bill Review Fee	8.50
12/22/2020	225242	Panoche Water District	05/13/2020	Bill Review Fee	2.84
12/22/2020	225242	Orange County Water District	10/07/2020	Bill Review Fee	8.50
12/22/2020	225242	Orange County Water District	10/07/2020	Bill Review Fee	2.42
12/22/2020	225242	Vallecitos Water District	01/14/2016	Bill Review Fee	8.50
12/22/2020	225242	Vallecitos Water District	01/14/2016	Bill Review Fee	0.48
12/22/2020	225242	Sweetwater Authority	11/25/2020	Bill Review Fee	8.50
12/22/2020	225242	Sweetwater Authority	11/25/2020	Bill Review Fee	8.50
12/22/2020	225242	Sweetwater Authority	11/25/2020	Bill Review Fee	8.58
12/22/2020	225242	Sweetwater Authority	10/13/2020	Bill Review Fee	8.50
12/22/2020	225242	Sweetwater Authority	10/13/2020	Bill Review Fee	8.50
12/22/2020	225242	Walnut Valley Water District	12/26/2019	Bill Review Fee	8.50
12/22/2020	225242	Walnut Valley Water District	12/26/2019	Bill Review Fee	8.44
12/22/2020	225242	Walnut Valley Water District	12/26/2019	Bill Review Fee	8.50
12/22/2020	225242	Scotts Valley Water District	07/10/2003	Bill Review Fee	8.50
12/22/2020	225242	Scotts Valley Water District	07/10/2003	Bill Review Fee	2.85
12/22/2020	225242	Valley Center Municipal Water District	08/16/2020	Bill Review Fee	8.50
12/22/2020	225242	Valley Center Municipal Water District	08/16/2020	Bill Review Fee	2.06
12/22/2020	225242	Valley Center Municipal Water District	08/16/2020	Bill Review Fee	8.50
12/22/2020	225242	Valley Center Municipal Water District	08/16/2020	Bill Review Fee	2.92
12/22/2020	225242	Valley Center Municipal Water District	08/16/2020	Bill Review Fee	8.50
12/22/2020	225242	Valley Center Municipal Water District	08/16/2020	Bill Review Fee	2.81
12/22/2020	225242	Laguna Beach County Water District	05/29/2020	Bill Review Fee	8.50
12/22/2020	225242	Laguna Beach County Water District	05/29/2020	Bill Review Fee	8.50
12/22/2020	225242	Laguna Beach County Water District	05/29/2020	Bill Review Fee	8.50
12/22/2020	225242	Western Municipal Water District	11/21/2019	Bill Review Fee	8.50
12/22/2020	225242	Western Municipal Water District	11/21/2019	Bill Review Fee	8.50
12/22/2020	225242	Western Municipal Water District	11/21/2019	Bill Review Fee	1.28
12/22/2020	225242	Western Municipal Water District	11/21/2019	Bill Review Fee	8.50
12/22/2020	225242	Western Municipal Water District	11/21/2019	Bill Review Fee	1.28
12/22/2020	225242	Carpinteria Valley Water District	01/29/2018	Bill Review Fee	8.50
12/22/2020	225242	Carpinteria Valley Water District	01/29/2018	Bill Review Fee	1.70
12/22/2020	225242	Helix Water District	07/23/2019	Bill Review Fee	8.50
12/22/2020	225242	Helix Water District	07/23/2019	Bill Review Fee	7.85
12/22/2020	225242	Browns Valley Irrigation District	02/05/2020	Bill Review Fee	8.50
12/22/2020	225242	Browns Valley Irrigation District	02/05/2020	Bill Review Fee	6.68
12/22/2020	225242	El Dorado Irrigation District	06/14/2008	Bill Review Fee	8.50
12/22/2020	225242	El Dorado Irrigation District	06/14/2008	Bill Review Fee	11.88
12/22/2020	225243	Sierra Lakes County Water District	09/13/2018	PPD	580.00
12/22/2020	225244	Vallecitos Water District	01/14/2016	Medical, general	10.96
12/22/2020	225245	Soquel Creek Water District	11/16/2020	Medical, general	154.54
12/22/2020	225246	Sweetwater Authority	12/30/2019	TTD	2,502.76
12/22/2020	225247	Calleguas Municipal Water District	11/13/2020	Medical, general	86.65

from 12/16/2020  
to 12/31/2020

ACWA Joint Powers Insurance Authority

Sorted By Check

## Claims Payment Report

<u>Check Date</u>	<u>Check Number</u>	<u>District Name</u>	<u>Claim Date</u>	<u>Transaction Type</u>	<u>Amount</u>
12/22/2020	225248	Calleguas Municipal Water District	07/31/2017	Diagnostics	530.54
12/22/2020	225249	Carpinteria Valley Water District	01/29/2018	DME Supplies	76.43
12/22/2020	225250	Mesa Water District	10/31/2012	PPD	540.00
12/22/2020	225251	Laguna Beach County Water District	06/11/2020	TTD	1,881.62
12/22/2020	225252	East Contra Costa Irrigation District	10/05/2020	TTD	2,242.74
12/22/2020	225253	Las Virgenes Municipal Water District	07/17/2019	Photocopy	93.08
12/22/2020	225254	Yolo County Flood Control & Water Conse	11/21/1991	Life pension	84.00
12/22/2020	225255	Sweetwater Authority	12/11/2018	PPD	580.00
12/22/2020	225256	Sweetwater Authority	10/13/2020	TTD	2,598.86
12/22/2020	225257	Sweetwater Authority	09/12/2020	Anesthesiologist	370.03
12/22/2020	225258	Wheeler Ridge-Maricopa Water Storage D	02/20/2020	Medical, general	84.97
12/22/2020	225259	Western Municipal Water District	10/23/2007	PPD	540.00
12/22/2020	225260	Sweetwater Authority	12/30/2019	Medical, general	111.16
12/22/2020	225261	Westborough Water District	12/08/2018	PPD	580.00
12/22/2020	225262	Fresno Metropolitan Flood Control District	08/25/2018	TTD	2,225.60
12/22/2020	225263	Santa Clarita Valley Water Agency	01/01/2020	Photocopy	136.00
12/22/2020	225264	Truckee Donner Public Utility District	10/26/2020	Photocopy	135.60
12/22/2020	225265	Helix Water District	10/22/2018	PPD	580.00
12/22/2020	225266	Sweetwater Authority	12/30/2019	Physical therapy	176.08
12/22/2020	225267	Alameda County Water District	02/14/2020	PPD	580.00
12/22/2020	225268	San Luis & Delta-Mendota Water Authority	11/01/2004	Pharmacy	28.33
12/22/2020	225269	Kaweah Delta Water Conservation District	10/07/2014	Pharmacy	30.56
12/22/2020	225270	Panoche Water District	08/17/2019	Pharmacy	917.92
12/22/2020	225271	Truckee Donner Public Utility District	11/12/2020	Pharmacy	10.37
12/22/2020	225272	Santa Clarita Valley Water Agency	11/17/2020	Medical, general	112.95
12/22/2020	225273	Tulare Irrigation District	11/18/2019	Medical, general	171.44
12/22/2020	225274	Santa Ynez River WCD Improvement Dist	08/08/2001	Medical, general	111.16
12/22/2020	225275	Trabuco Canyon Water District	02/06/2014	Medical, general	47.26
12/22/2020	225276	Helix Water District	08/12/2020	Chiropractor	87.16
12/22/2020	225277	Desert Water Agency	12/09/2020	TTD	35.57
12/22/2020	225278	Helix Water District	12/03/2020	TTD	696.84
12/22/2020	225279	Panoche Water District	05/13/2020	Medical, general	150.85
12/22/2020	225280	Orange County Water District	10/07/2020	Chiropractor	161.06
12/22/2020	225281	Walnut Valley Water District	12/26/2019	Physical therapy	101.35
12/22/2020	225282	Mariana Ranchos County Water District	09/10/2019	Physical therapy	75.00
12/22/2020	225283	Mariana Ranchos County Water District	09/10/2019	Physical therapy	75.00
12/22/2020	225284	Vallecitos Water District	10/09/2019	Physical therapy	111.11
12/22/2020	225285	Sweetwater Authority	11/25/2020	TTD	1,024.31
12/22/2020	225286	Browns Valley Irrigation District	02/05/2020	Medical, general	111.16
12/22/2020	225287	Elsinore Valley Municipal Water District	05/05/2014	Medical, general	142.71
12/22/2020	225288	Helix Water District	07/23/2019	Medical, general	86.65
12/22/2020	225289	Moulton Niguel Water District	01/23/2019	PPD	580.00
12/22/2020	225290	Moulton Niguel Water District	03/03/2020	PPD	580.00
12/22/2020	225291	Chino Basin Water Conservation District	01/15/2020	C&R/Future Medical	8,500.00

from 12/16/2020  
to 12/31/2020

ACWA Joint Powers Insurance Authority

Sorted By Check

## Claims Payment Report

<u>Check Date</u>	<u>Check Number</u>	<u>District Name</u>	<u>Claim Date</u>	<u>Transaction Type</u>	<u>Amount</u>
12/22/2020	225292	Tuolumne Utilities District	09/14/2020	Medical, general	87.54
12/22/2020	225293	Western Municipal Water District	11/21/2019	Medical, general	161.63
12/22/2020	225294	El Dorado Irrigation District	06/14/2008	Medical, general	127.66
12/22/2020	225295	Scotts Valley Water District	10/28/2019	Med/Legal evaluation	2,000.00
12/22/2020	225296	Trabuco Canyon Water District	10/22/2015	PPD	580.00
12/22/2020	225297	Laguna Beach County Water District	06/11/2020	Physical therapy	270.68
12/22/2020	225298	Sweetwater Authority	12/11/2018	Medical, general	1,813.20
12/22/2020	225299	Sweetwater Authority	12/11/2018	Medical, general	140.35
12/22/2020	225300	Alameda County Water District	02/14/2020	Physical therapy	129.13
12/22/2020	225301	Fresno Metropolitan Flood Control District	08/25/2018	Physical therapy	105.27
12/22/2020	225302	Merced Irrigation District	04/21/2020	Mileage	42.21
12/22/2020	225303	Browns Valley Irrigation District	02/05/2020	TTD	2,214.34
12/22/2020	225304	Western Municipal Water District	11/21/2019	Physical therapy	121.10
12/22/2020	225305	Western Municipal Water District	11/21/2019	Physical therapy	121.10
12/22/2020	225306	South Tahoe Public Utility District	06/25/2019	TTD	2,353.34
12/29/2020	225307	Central Coast Water Authority	09/28/2020	Liability- Bodily Injury	5,000.00
12/29/2020	225308	Santa Clarita Valley Water Agency	08/30/2019	Expert	5,000.00
12/29/2020	225309	Buena Vista Water Storage District	12/11/2020	Property - District Property	11,248.51
12/29/2020	225310	Rancho California Water District	09/18/2019	Liability - Property Damage	12,400.00
12/29/2020	225311	Rancho California Water District	07/15/2019	Expense General	1,290.70
12/29/2020	225312	Tuolumne Utilities District	09/14/2020	DME Supplies	3,835.00
12/29/2020	225313	Calleguas Municipal Water District	07/31/2017	PPD	580.00
12/29/2020	225314	El Toro Water District	06/22/2015	Anesthesiologist	828.58
12/29/2020	225315	Laguna Beach County Water District	05/29/2020	Physical therapy	127.08
12/29/2020	225316	Sweetwater Authority	10/13/2020	Physical therapy	109.04
12/29/2020	225317	Sweetwater Authority	10/08/2020	Physical therapy	109.04
12/29/2020	225318	Laguna Beach County Water District	05/29/2020	Physical therapy	127.08
12/29/2020	225319	Laguna Beach County Water District	05/29/2020	Physical therapy	127.08
12/29/2020	225320	Sweetwater Authority	10/08/2020	Physical therapy	145.54
12/29/2020	225321	Sweetwater Authority	10/13/2020	Physical therapy	149.61
12/29/2020	225322	Sweetwater Authority	10/08/2020	Physical therapy	109.04
12/29/2020	225323	El Dorado Irrigation District	10/21/2020	Physical therapy	100.31
12/29/2020	225324	Sweetwater Authority	10/08/2020	Physical therapy	122.04
12/29/2020	225325	Laguna Beach County Water District	05/29/2020	Physical therapy	200.68
12/29/2020	225326	El Dorado Irrigation District	10/21/2020	Physical therapy	100.31
12/29/2020	225327	Goleta Water District	03/07/2019	Medical, general	294.41
12/29/2020	225328	Stockton-East Water District	11/27/2019	Hospital (Outpatient)	686.52
12/29/2020	225329	Helix Water District	07/23/2019	Anesthesiologist	117.07
12/29/2020	225330	Patterson Irrigation District	08/09/2012	Medical, general	117.06
12/29/2020	225331	Desert Water Agency	10/18/2016	Photocopy	180.00
12/29/2020	225332	Scotts Valley Water District	07/10/2003	Medical, general	128.07
12/29/2020	225333	Humboldt Bay Municipal Water District	04/14/2017	PPD	5,220.00
12/29/2020	225334	Solano Irrigation District	07/15/2014	Med/Legal evaluation	437.50
12/29/2020	225335	South Tahoe Public Utility District	06/25/2019	Physical therapy	1,071.60

from 12/16/2020  
to 12/31/2020

ACWA Joint Powers Insurance Authority

Sorted By Check

## Claims Payment Report

<u>Check Date</u>	<u>Check Number</u>	<u>District Name</u>	<u>Claim Date</u>	<u>Transaction Type</u>	<u>Amount</u>
12/29/2020	225336	Kings River Conservation District	11/18/2016	Medical, general	118.83
12/29/2020	225337	Corcoran Irrigation District	01/09/2015	Medical, general	484.96
12/29/2020	225338	Sweetwater Authority	10/01/2020	Medical, general	133.43
12/29/2020	225339	Laguna Beach County Water District	01/09/2020	Medical, general	169.89
12/29/2020	225340	Laguna Beach County Water District	10/29/2019	Surgery Costs	2,412.63
12/29/2020	225341	Glenn-Colusa Irrigation District	01/10/2020	Medical, general	331.36
12/29/2020	225342	Soquel Creek Water District	08/17/2017	Medical, general	163.59
12/29/2020	225343	Moulton Niguel Water District	09/02/2020	Bill Review Fee	8.50
12/29/2020	225343	Moulton Niguel Water District	09/02/2020	Bill Review Fee	7.79
12/29/2020	225343	Bella Vista Water District	11/06/2020	Bill Review Fee	8.50
12/29/2020	225343	Bella Vista Water District	11/06/2020	Bill Review Fee	8.66
12/29/2020	225343	Bella Vista Water District	11/06/2020	Bill Review Fee	8.50
12/29/2020	225343	Bella Vista Water District	11/06/2020	Bill Review Fee	8.66
12/29/2020	225343	Yorba Linda Water District	10/15/2020	Bill Review Fee	8.50
12/29/2020	225343	Yorba Linda Water District	10/15/2020	Bill Review Fee	14.19
12/29/2020	225343	Sweetwater Authority	12/30/2019	Bill Review Fee	8.50
12/29/2020	225343	Sweetwater Authority	12/30/2019	Bill Review Fee	10.51
12/29/2020	225343	Water Employee Services Authority	06/23/2020	Bill Review Fee	8.50
12/29/2020	225343	Water Employee Services Authority	06/23/2020	Bill Review Fee	8.50
12/29/2020	225343	Water Employee Services Authority	06/23/2020	Bill Review Fee	12.62
12/29/2020	225343	Laguna Beach County Water District	10/29/2019	Bill Review Fee	8.50
12/29/2020	225343	Vista Irrigation District	12/07/2020	Bill Review Fee	8.50
12/29/2020	225343	Vista Irrigation District	12/07/2020	Bill Review Fee	1.48
12/29/2020	225343	Vista Irrigation District	12/07/2020	Bill Review Fee	8.50
12/29/2020	225343	Vista Irrigation District	12/07/2020	Bill Review Fee	2.87
12/29/2020	225343	El Dorado Irrigation District	10/21/2020	Bill Review Fee	8.50
12/29/2020	225343	El Dorado Irrigation District	10/21/2020	Bill Review Fee	8.50
12/29/2020	225343	Sweetwater Authority	10/13/2020	Bill Review Fee	8.50
12/29/2020	225343	Tuolumne Utilities District	09/14/2020	Bill Review Fee	524.75
12/29/2020	225343	Laguna Beach County Water District	08/19/2020	Bill Review Fee	8.50
12/29/2020	225343	Laguna Beach County Water District	08/19/2020	Bill Review Fee	12.44
12/29/2020	225343	Elsinore Valley Municipal Water District	05/05/2014	Bill Review Fee	8.50
12/29/2020	225343	Valley Center Municipal Water District	08/17/2020	Bill Review Fee	8.50
12/29/2020	225343	Valley Center Municipal Water District	08/17/2020	Bill Review Fee	2.75
12/29/2020	225343	Clearlake Oaks County Water District	01/12/2015	Bill Review Fee	8.50
12/29/2020	225343	Clearlake Oaks County Water District	01/12/2015	Bill Review Fee	5.89
12/29/2020	225343	Carmichael Water District	12/12/2019	Bill Review Fee	4.80
12/29/2020	225343	Alameda County Water District	06/30/2020	Bill Review Fee	13.58
12/29/2020	225343	Orange County Water District	11/09/2020	Bill Review Fee	8.50
12/29/2020	225343	Orange County Water District	11/09/2020	Bill Review Fee	2.38
12/29/2020	225343	Mesa Water District	07/30/2020	Bill Review Fee	8.50
12/29/2020	225343	Mesa Water District	07/30/2020	Bill Review Fee	2.26
12/29/2020	225343	Sweetwater Authority	10/08/2020	Bill Review Fee	8.50
12/29/2020	225343	Sweetwater Authority	10/08/2020	Bill Review Fee	8.50



from 12/16/2020  
to 12/31/2020

ACWA Joint Powers Insurance Authority

Sorted By Check

## Claims Payment Report

<u>Check Date</u>	<u>Check Number</u>	<u>District Name</u>	<u>Claim Date</u>	<u>Transaction Type</u>	<u>Amount</u>
12/29/2020	225343	Bella Vista Water District	04/16/2019	Bill Review Fee	8.50
12/29/2020	225343	Bella Vista Water District	04/16/2019	Bill Review Fee	7.36
12/29/2020	225343	Helix Water District	08/12/2020	Bill Review Fee	8.50
12/29/2020	225343	Helix Water District	08/12/2020	Bill Review Fee	4.94
12/29/2020	225343	Fresno Metropolitan Flood Control District	08/25/2018	Bill Review Fee	8.50
12/29/2020	225343	Fresno Metropolitan Flood Control District	08/25/2018	Bill Review Fee	8.77
12/29/2020	225343	Fresno Metropolitan Flood Control District	08/25/2018	Bill Review Fee	8.50
12/29/2020	225343	Fresno Metropolitan Flood Control District	08/25/2018	Bill Review Fee	8.77
12/29/2020	225343	Sweetwater Authority	10/01/2020	Bill Review Fee	8.50
12/29/2020	225343	Sweetwater Authority	10/01/2020	Bill Review Fee	0.54
12/29/2020	225343	Stockton-East Water District	11/27/2019	Bill Review Fee	8.50
12/29/2020	225343	Stockton-East Water District	11/27/2019	Bill Review Fee	1.39
12/29/2020	225343	Vallecitos Water District	01/19/2011	Bill Review Fee	8.50
12/29/2020	225343	Vallecitos Water District	01/19/2011	Bill Review Fee	2.89
12/29/2020	225343	El Toro Water District	06/22/2015	Bill Review Fee	8.50
12/29/2020	225343	El Toro Water District	06/22/2015	Bill Review Fee	36.56
12/29/2020	225343	El Toro Water District	06/22/2015	Bill Review Fee	8.50
12/29/2020	225343	El Toro Water District	06/22/2015	Bill Review Fee	8.50
12/29/2020	225343	El Toro Water District	06/22/2015	Bill Review Fee	23.46
12/29/2020	225343	El Toro Water District	06/22/2015	Bill Review Fee	8.50
12/29/2020	225343	El Toro Water District	06/22/2015	Bill Review Fee	8.50
12/29/2020	225343	El Toro Water District	06/22/2015	Bill Review Fee	19.46
12/29/2020	225343	El Toro Water District	06/22/2015	Bill Review Fee	8.50
12/29/2020	225343	El Toro Water District	06/22/2015	Bill Review Fee	181.34
12/29/2020	225343	Helix Water District	04/12/1989	Bill Review Fee	8.50
12/29/2020	225343	Helix Water District	04/12/1989	Bill Review Fee	6.11
12/29/2020	225343	Solano Irrigation District	07/15/2014	Bill Review Fee	8.50
12/29/2020	225343	Sweetwater Authority	10/08/2020	Bill Review Fee	8.50
12/29/2020	225343	South Coast Water District	10/15/2020	Bill Review Fee	8.50
12/29/2020	225343	South Coast Water District	10/15/2020	Bill Review Fee	9.94
12/29/2020	225343	Fallbrook Public Utility District	10/26/2020	Bill Review Fee	8.50
12/29/2020	225343	Fallbrook Public Utility District	10/26/2020	Bill Review Fee	5.26
12/29/2020	225343	Fallbrook Public Utility District	10/26/2020	Bill Review Fee	8.50
12/29/2020	225343	Fallbrook Public Utility District	10/26/2020	Bill Review Fee	5.26
12/29/2020	225343	Orange County Water District	10/07/2020	Bill Review Fee	8.50
12/29/2020	225343	Orange County Water District	10/07/2020	Bill Review Fee	2.42
12/29/2020	225343	Orange County Water District	10/07/2020	Bill Review Fee	8.50
12/29/2020	225343	Orange County Water District	10/07/2020	Bill Review Fee	1.70
12/29/2020	225343	Helix Water District	01/06/2020	Bill Review Fee	8.50
12/29/2020	225343	Helix Water District	01/06/2020	Bill Review Fee	1.52
12/29/2020	225343	Sweetwater Authority	11/25/2020	Bill Review Fee	8.50
12/29/2020	225343	Sweetwater Authority	11/25/2020	Bill Review Fee	9.95
12/29/2020	225343	Walnut Valley Water District	12/26/2019	Bill Review Fee	8.50
12/29/2020	225343	Walnut Valley Water District	12/26/2019	Bill Review Fee	8.68

from 12/16/2020  
to 12/31/2020

ACWA Joint Powers Insurance Authority

Sorted By Check

## Claims Payment Report

<u>Check Date</u>	<u>Check Number</u>	<u>District Name</u>	<u>Claim Date</u>	<u>Transaction Type</u>	<u>Amount</u>
12/29/2020	225343	Georgetown Divide Public Utility District	10/03/2011	Bill Review Fee	8.50
12/29/2020	225343	Georgetown Divide Public Utility District	10/03/2011	Bill Review Fee	12.59
12/29/2020	225343	Orange County Water District	08/16/2019	Bill Review Fee	8.50
12/29/2020	225343	Laguna Beach County Water District	05/29/2020	Bill Review Fee	8.50
12/29/2020	225343	San Dieguito Water District	09/23/2020	Bill Review Fee	8.50
12/29/2020	225343	San Dieguito Water District	09/23/2020	Bill Review Fee	19.94
12/29/2020	225343	Glenn-Colusa Irrigation District	01/10/2020	Bill Review Fee	8.50
12/29/2020	225343	Glenn-Colusa Irrigation District	01/10/2020	Bill Review Fee	14.62
12/29/2020	225343	Helix Water District	07/23/2019	Bill Review Fee	8.50
12/29/2020	225343	Helix Water District	07/23/2019	Bill Review Fee	3.65
12/29/2020	225343	Helix Water District	07/23/2019	Bill Review Fee	8.50
12/29/2020	225343	Helix Water District	07/23/2019	Bill Review Fee	118.46
12/29/2020	225343	Kern County Water Agency	09/16/2016	Bill Review Fee	8.50
12/29/2020	225343	Goleta Water District	03/07/2019	Bill Review Fee	8.50
12/29/2020	225343	Goleta Water District	03/07/2019	Bill Review Fee	13.68
12/29/2020	225343	South Tahoe Public Utility District	06/25/2019	Bill Review Fee	8.50
12/29/2020	225343	South Tahoe Public Utility District	06/25/2019	Bill Review Fee	11.28
12/29/2020	225344	Sweetwater Authority	12/30/2019	TTD	2,145.22
12/29/2020	225345	Desert Water Agency	11/16/2020	Medical, general	139.82
12/29/2020	225346	Joshua Basin Water District	11/18/2020	Medical, general	180.97
12/29/2020	225347	Georgetown Divide Public Utility District	10/03/2011	Medical, general	111.16
12/29/2020	225348	Palmdale Water District	03/23/2015	Hospital (Outpatient)	262.84
12/29/2020	225349	Orange County Water District	08/16/2019	Med/Legal evaluation	3,187.50
12/29/2020	225350	Santa Clarita Valley Water Agency	01/01/2020	TTD	1,485.06
12/29/2020	225351	Santa Clarita Valley Water Agency	01/01/2020	TTD	742.53
12/29/2020	225352	Truckee Donner Public Utility District	10/26/2020	Investigation/Subrosa	680.00
12/29/2020	225353	Water Employee Services Authority	11/10/2020	Investigation/Subrosa	1,183.98
12/29/2020	225354	Laguna Beach County Water District	11/30/2020	TTD	2,226.66
12/29/2020	225355	El Toro Water District	06/22/2015	Medical, general	303.22
12/29/2020	225356	Fallbrook Public Utility District	10/26/2020	Medical, general	140.61
12/29/2020	225357	Fallbrook Public Utility District	10/26/2020	Medical, general	140.61
12/29/2020	225358	Goleta Water District	09/25/2014	Medical, general	268.85
12/29/2020	225359	Moulton Niguel Water District	09/02/2020	Physical therapy	122.02
12/29/2020	225360	Moulton Niguel Water District	09/02/2020	Physical therapy	122.02
12/29/2020	225361	Moulton Niguel Water District	09/02/2020	Physical therapy	176.42
12/29/2020	225362	Helix Water District	01/06/2020	Medical, general	144.61
12/29/2020	225363	Water Employee Services Authority	10/09/2020	DME Supplies	91.49
12/29/2020	225364	Alameda County Water District	06/30/2020	Physical therapy	182.82
12/29/2020	225365	Clearlake Oaks County Water District	01/12/2015	Medical, general	447.93
12/29/2020	225366	San Dieguito Water District	09/23/2020	Medical, general	452.01
12/29/2020	225367	Carmichael Water District	12/12/2019	TTD	2,502.76
12/29/2020	225368	Clearlake Oaks County Water District	12/11/2020	TTD	603.91
12/29/2020	225369	Clearlake Oaks County Water District	12/11/2020	TTD	268.41
12/29/2020	225370	Kern County Water Agency	09/16/2016	Med/Legal evaluation	875.00

from 12/16/2020  
to 12/31/2020

ACWA Joint Powers Insurance Authority

Sorted By Check

## Claims Payment Report

<u>Check Date</u>	<u>Check Number</u>	<u>District Name</u>	<u>Claim Date</u>	<u>Transaction Type</u>	<u>Amount</u>
12/29/2020	225371	Sweetwater Authority	10/08/2020	TTD	2,598.86
12/29/2020	225372	Moulton Niguel Water District	09/02/2020	Photocopy	114.05
12/29/2020	225373	Vallecitos Water District	10/15/2020	Photocopy	113.81
12/29/2020	225374	Sweetwater Authority	09/12/2020	TTD	2,461.12
12/29/2020	225375	Carmichael Water District	12/12/2019	Deposition/Witness fees	850.00
12/29/2020	225376	Sweetwater Authority	11/25/2020	Chiropractor	194.42
12/29/2020	225377	Sweetwater Authority	11/25/2020	Chiropractor	225.64
12/29/2020	225378	Sweetwater Authority	12/30/2019	Physical therapy	126.07
12/29/2020	225379	Water Employee Services Authority	06/23/2020	Diagnostics	893.18
12/29/2020	225380	Humboldt Bay Municipal Water District	07/25/2019	Medical, general	115.12
12/29/2020	225381	Elsinore Valley Municipal Water District	05/05/2014	Med/Legal evaluation	6,750.00
12/29/2020	225382	El Toro Water District	06/22/2015	DME Supplies	664.91
12/29/2020	225383	El Toro Water District	06/22/2015	DME Supplies	4,811.13
12/29/2020	225384	Patterson Irrigation District	08/09/2012	Pharmacy	487.32
12/29/2020	225385	Rancho California Water District	03/18/2008	Pharmacy	21.25
12/29/2020	225386	Corcoran Irrigation District	01/09/2015	Pharmacy	49.20
12/29/2020	225387	Bard Water District	08/20/2012	Pharmacy	414.19
12/29/2020	225388	San Luis Water District	08/09/2013	Pharmacy	10.05
12/29/2020	225389	Solano Irrigation District	03/14/2017	Pharmacy	43.32
12/29/2020	225390	San Juan Water District	01/26/2016	Pharmacy	8.05
12/29/2020	225391	Kings River Conservation District	11/18/2016	Pharmacy	8.53
12/29/2020	225392	Santa Clarita Valley Water Agency	12/10/2020	Pharmacy	11.43
12/29/2020	225393	Sweetwater Authority	10/08/2020	TTD	2,598.86
12/29/2020	225394	El Toro Water District	06/22/2015	Surgery Costs	4,110.32
12/29/2020	225395	El Toro Water District	06/22/2015	Surgery Costs	531.82
12/29/2020	225396	Truckee Donner Public Utility District	11/12/2020	Diagnostics	98.83
12/29/2020	225397	Valley Center Municipal Water District	08/16/2020	Medical, general	156.86
12/29/2020	225398	Valley Center Municipal Water District	08/17/2020	Medical, general	208.80
12/29/2020	225399	Valley Center Municipal Water District	08/16/2020	Physical therapy	155.11
12/29/2020	225400	Diablo Water District	10/05/2020	Medical, general	385.57
12/29/2020	225401	Valley Center Municipal Water District	08/16/2020	Physical therapy	149.51
12/29/2020	225402	Vallecitos Water District	01/19/2011	Medical, general	153.55
12/29/2020	225403	Vallecitos Water District	01/19/2011	Medical, general	153.55
12/29/2020	225404	Panoche Water District	08/17/2019	Medical, general	90.00
12/29/2020	225405	Patterson Irrigation District	08/09/2012	Medical, general	72.00
12/29/2020	225406	Helix Water District	08/12/2020	Chiropractor	75.03
12/29/2020	225407	Helix Water District	08/12/2020	Chiropractor	111.84
12/29/2020	225408	Desert Water Agency	12/09/2020	TTD	1,637.46
12/29/2020	225409	Desert Water Agency	12/09/2020	TTD	350.88
12/29/2020	225410	Mesa Water District	07/30/2020	Physical therapy	149.80
12/29/2020	225411	Mesa Water District	07/30/2020	Physical therapy	149.80
12/29/2020	225412	Orange County Water District	10/07/2020	Chiropractor	161.06
12/29/2020	225413	Orange County Water District	11/09/2020	Medical, general	158.00
12/29/2020	225414	Orange County Water District	10/07/2020	Medical, general	112.94

from 12/16/2020  
to 12/31/2020

ACWA Joint Powers Insurance Authority

Sorted By Check

**Claims Payment Report**

<u>Check Date</u>	<u>Check Number</u>	<u>District Name</u>	<u>Claim Date</u>	<u>Transaction Type</u>	<u>Amount</u>
12/29/2020	225415	Walnut Valley Water District	12/26/2019	Physical therapy	104.13
12/29/2020	225416	Bella Vista Water District	04/16/2019	Medical, general	166.79
12/29/2020	225417	San Luis Water District	08/09/2013	Medical, general	122.50
12/29/2020	225418	Water Employee Services Authority	06/23/2020	Medical, general	111.16
12/29/2020	225419	Sweetwater Authority	06/22/2019	PPD	2,610.00
12/29/2020	225420	Bella Vista Water District	11/06/2020	Physical therapy	102.21
12/29/2020	225421	Bella Vista Water District	11/06/2020	Physical therapy	148.94
12/29/2020	225422	Bella Vista Water District	11/06/2020	Physical therapy	103.87
12/29/2020	225423	Bella Vista Water District	11/06/2020	Physical therapy	103.87
12/29/2020	225424	Carmichael Water District	12/12/2019	Photocopy	199.34
12/29/2020	225425	Carmichael Water District	12/12/2019	Photocopy	199.34
12/29/2020	225426	Helix Water District	04/12/1989	Chiropractor	138.47
12/29/2020	225427	Helix Water District	08/06/2013	Medical, general	203.02
12/29/2020	225428	Helix Water District	08/12/2020	Medical, general	114.89
12/29/2020	225429	Sweetwater Authority	11/25/2020	Medical, general	63.00
12/29/2020	225430	Sweetwater Authority	10/13/2020	Medical, general	102.28
12/29/2020	225431	Sweetwater Authority	10/08/2020	Medical, general	114.89
12/29/2020	225432	Sweetwater Authority	02/28/2020	Medical, general	102.00
12/29/2020	225433	Yuba County Water Agency	05/08/2017	PPD	580.00
12/29/2020	225434	South Coast Water District	10/15/2020	Medical, general	113.13
12/29/2020	225435	Western Municipal Water District	05/06/2020	Medical, general	77.90
12/29/2020	225436	Carmichael Water District	12/12/2019	Medical, general	31.55
12/29/2020	225437	Moulton Niguel Water District	01/23/2019	Photocopy	180.00
12/29/2020	225438	Yorba Linda Water District	10/15/2020	Medical, general	113.13
12/29/2020	225439	Helix Water District	07/23/2019	Hospital (Outpatient)	5,448.96
12/29/2020	225440	Laguna Beach County Water District	06/11/2020	Physical therapy	128.03
12/29/2020	225441	Laguna Beach County Water District	08/19/2020	Medical, general	113.13
12/29/2020	225442	Fresno Metropolitan Flood Control District	08/25/2018	Physical therapy	105.27
12/29/2020	225443	Fresno Metropolitan Flood Control District	08/25/2018	Physical therapy	105.27
12/29/2020	225444	Kern County Water Agency	09/16/2016	PPD	580.00
12/29/2020	225445	Vista Irrigation District	12/07/2020	Medical, general	218.16
12/29/2020	225446	Vista Irrigation District	12/07/2020	Medical, general	112.15
12/31/2020	225447	San Dieguito Water District	07/17/2020	Expense General	948.61
12/31/2020	225448	Sutter Extension Water District	04/19/2019	TTD	282.56
12/31/2020	225449	Sutter Extension Water District	04/19/2019	Mileage	48.50
12/31/2020	225450	Berrenda Mesa Water District	02/25/2013	PPD	460.00
12/31/2020	225451	Merced Irrigation District	08/08/2020	Photocopy	80.36
12/31/2020	225452	Desert Water Agency	10/18/2016	Photocopy	30.00
12/31/2020	225453	Vista Irrigation District	12/07/2020	Medical, general	73.76
12/31/2020	225454	Vista Irrigation District	12/07/2020	Medical, general	62.05
12/31/2020	225455	Ramona Municipal Water District	10/27/2020	Medical, general	85.84
12/31/2020	225456	South Feather Water and Power Agency	10/22/2020	Medical, general	125.83
12/31/2020	225457	Glenn-Colusa Irrigation District	11/02/2020	Medical, general	113.47
12/31/2020	225458	Carpinteria Valley Water District	01/29/2018	Laboratory fee	39.66

from 12/16/2020  
to 12/31/2020

ACWA Joint Powers Insurance Authority

Sorted By Check

**Claims Payment Report**

<u>Check Date</u>	<u>Check Number</u>	<u>District Name</u>	<u>Claim Date</u>	<u>Transaction Type</u>	<u>Amount</u>
12/31/2020	225459	Sweetwater Authority	12/11/2018	Bill Review Fee	8.50
12/31/2020	225459	Sweetwater Authority	12/11/2018	Bill Review Fee	0.87
12/31/2020	225459	Glenn-Colusa Irrigation District	11/02/2020	Bill Review Fee	8.50
12/31/2020	225459	Glenn-Colusa Irrigation District	11/02/2020	Bill Review Fee	6.44
12/31/2020	225459	Walnut Valley Water District	08/14/2020	Bill Review Fee	8.50
12/31/2020	225459	Walnut Valley Water District	08/14/2020	Bill Review Fee	7.22
12/31/2020	225459	East Contra Costa Irrigation District	10/05/2020	Bill Review Fee	8.50
12/31/2020	225459	East Contra Costa Irrigation District	10/05/2020	Bill Review Fee	8.50
12/31/2020	225459	East Contra Costa Irrigation District	10/05/2020	Bill Review Fee	8.50
12/31/2020	225459	Laguna Beach County Water District	11/30/2020	Bill Review Fee	8.79
12/31/2020	225459	Vista Irrigation District	12/07/2020	Bill Review Fee	8.50
12/31/2020	225459	Vista Irrigation District	12/07/2020	Bill Review Fee	14.49
12/31/2020	225459	Vista Irrigation District	12/07/2020	Bill Review Fee	8.50
12/31/2020	225459	Vista Irrigation District	12/07/2020	Bill Review Fee	5.31
12/31/2020	225459	Sweetwater Authority	03/06/2017	Bill Review Fee	8.50
12/31/2020	225459	Sweetwater Authority	03/06/2017	Bill Review Fee	15.19
12/31/2020	225459	Mariana Ranchos County Water District	09/10/2019	Bill Review Fee	8.50
12/31/2020	225459	Mariana Ranchos County Water District	09/10/2019	Bill Review Fee	15.55
12/31/2020	225459	Mariana Ranchos County Water District	09/10/2019	Bill Review Fee	8.50
12/31/2020	225459	Mariana Ranchos County Water District	09/10/2019	Bill Review Fee	3.06
12/31/2020	225459	Stockton-East Water District	02/28/2004	Bill Review Fee	8.50
12/31/2020	225459	Stockton-East Water District	02/28/2004	Bill Review Fee	0.56
12/31/2020	225459	Humboldt Bay Municipal Water District	07/25/2019	Bill Review Fee	8.50
12/31/2020	225459	Humboldt Bay Municipal Water District	07/25/2019	Bill Review Fee	1.30
12/31/2020	225459	Tahoe City Public Utility District	05/08/2020	Bill Review Fee	8.50
12/31/2020	225459	Tahoe City Public Utility District	05/08/2020	Bill Review Fee	11.33
12/31/2020	225459	South Feather Water and Power Agency	10/22/2020	Bill Review Fee	8.50
12/31/2020	225459	South Feather Water and Power Agency	10/22/2020	Bill Review Fee	6.90
12/31/2020	225459	Tulare Irrigation District	11/18/2019	Bill Review Fee	8.50
12/31/2020	225459	Tulare Irrigation District	11/18/2019	Bill Review Fee	6.91
12/31/2020	225459	Monte Vista Water District	08/24/2020	Bill Review Fee	8.50
12/31/2020	225459	Monte Vista Water District	08/24/2020	Bill Review Fee	8.52
12/31/2020	225459	Desert Water Agency	09/17/2020	Bill Review Fee	8.50
12/31/2020	225459	Walnut Valley Water District	12/26/2019	Bill Review Fee	8.50
12/31/2020	225459	Walnut Valley Water District	12/26/2019	Bill Review Fee	0.48
12/31/2020	225459	Carpinteria Valley Water District	01/29/2018	Bill Review Fee	8.50
12/31/2020	225459	Carpinteria Valley Water District	01/29/2018	Bill Review Fee	0.52
12/31/2020	225459	Ramona Municipal Water District	10/27/2020	Bill Review Fee	8.50
12/31/2020	225459	Ramona Municipal Water District	10/27/2020	Bill Review Fee	0.35
12/31/2020	225459	Ramona Municipal Water District	10/27/2020	Bill Review Fee	8.50
12/31/2020	225459	Ramona Municipal Water District	10/27/2020	Bill Review Fee	14.50
12/31/2020	225459	Merced Irrigation District	08/08/2020	Bill Review Fee	8.50
12/31/2020	225459	Merced Irrigation District	08/08/2020	Bill Review Fee	8.50
12/31/2020	225459	Merced Irrigation District	08/08/2020	Bill Review Fee	0.56

from 12/16/2020  
to 12/31/2020

ACWA Joint Powers Insurance Authority

Sorted By Check

## Claims Payment Report

<u>Check Date</u>	<u>Check Number</u>	<u>District Name</u>	<u>Claim Date</u>	<u>Transaction Type</u>	<u>Amount</u>
12/31/2020	225460	Desert Water Agency	09/17/2020	Physical therapy	102.64
12/31/2020	225461	Soquel Creek Water District	08/17/2017	Photocopy	180.00
12/31/2020	225462	Sutter Extension Water District	04/19/2019	Expense, general	1,345.00
12/31/2020	225463	Cucamonga Valley Water District	03/08/2019	PPD	580.00
12/31/2020	225464	Humboldt Bay Municipal Water District	07/25/2019	Diagnostics	11.66
12/31/2020	225465	Stockton-East Water District	02/28/2004	Medical, general	29.69
12/31/2020	225466	Stockton-East Water District	11/27/2019	Photocopy	138.38
12/31/2020	225467	South Coast Water District	10/15/2020	Photocopy	99.00
12/31/2020	225468	South Coast Water District	10/15/2020	Photocopy	116.83
12/31/2020	225469	Clearlake Oaks County Water District	01/12/2015	IMR Fee	345.00
12/31/2020	225470	Water Employee Services Authority	12/10/2018	IMR Fee	345.00
12/31/2020	225471	Water Employee Services Authority	12/10/2018	IMR Fee	345.00
12/31/2020	225472	Carpinteria Valley Water District	01/29/2018	IMR Fee	345.00
12/31/2020	225473	San Luis Water District	09/04/2020	TTD	718.44
12/31/2020	225474	Panoche Water District	08/17/2019	TTD	1,041.34
12/31/2020	225475	Helix Water District	04/18/2019	PPD	580.00
12/31/2020	225476	East Contra Costa Irrigation District	10/05/2020	DME Supplies	2.88
12/31/2020	225477	East Contra Costa Irrigation District	10/05/2020	DME Supplies	25.32
12/31/2020	225478	East Contra Costa Irrigation District	10/05/2020	DME Supplies	35.94
12/31/2020	225479	Alameda County Water District	02/14/2020	DME Supplies	21.61
12/31/2020	225480	Alameda County Water District	09/30/2020	Medical, general	12.89
12/31/2020	225481	Soquel Creek Water District	11/16/2020	Diagnostics	679.32
12/31/2020	225482	Tulare Irrigation District	11/18/2019	Medical, general	73.76
12/31/2020	225483	Ramona Municipal Water District	10/27/2020	Medical, general	60.05
12/31/2020	225484	Monte Vista Water District	08/24/2020	Medical, general	87.39
12/31/2020	225485	Walnut Valley Water District	08/14/2020	Medical, general	86.65
12/31/2020	225486	Merced Irrigation District	08/08/2020	Diagnostics	12.60
12/31/2020	225487	Mariana Ranchos County Water District	09/10/2019	Physical therapy	75.00
12/31/2020	225488	Mariana Ranchos County Water District	09/10/2019	Physical therapy	69.41
12/31/2020	225489	Sweetwater Authority	03/06/2017	Medical, general	184.31
12/31/2020	225490	Laguna Beach County Water District	11/30/2020	Pharmacy	10.38
12/31/2020	225491	Walnut Valley Water District	12/26/2019	Medical, general	10.96
12/31/2020	225492	Laguna Beach County Water District	05/29/2020	TTD	2,123.52
12/31/2020	225493	Sweetwater Authority	12/11/2018	Medical, general	65.79
12/31/2020	225494	Tahoe City Public Utility District	05/08/2020	Medical, general	79.48
12/31/2020	225495	Helix Water District	07/23/2019	TTD	2,272.34
12/31/2020	225496	Merced Irrigation District	08/08/2020	Diagnostics	318.72
				<b>Total</b>	<b>400,476.07</b>

from 01/01/2021  
to 01/15/2021

ACWA Joint Powers Insurance Authority

Sorted By Check

**Claims Payment Report**

<u>Check Date</u>	<u>Check Number</u>	<u>District Name</u>	<u>Claim Date</u>	<u>Transaction Type</u>	<u>Amount</u>
01/05/2021	225497	Desert Water Agency	09/17/2020	Expert	3,521.25
01/05/2021	225498	Merced Irrigation District	05/12/2020	Expert	821.25
01/05/2021	225499	Sacramento Suburban Water District	12/19/2019	Defense Attorney	665.00
01/05/2021	225500	Fresno Irrigation District	01/10/2018	Defense Attorney	765.00
01/05/2021	225501	Madera Irrigation District	11/22/2017	Defense Attorney	1,788.00
01/05/2021	225502	Solano Irrigation District	04/01/2019	Defense Attorney	1,311.00
01/05/2021	225503	Solano Irrigation District	02/13/2019	Defense Attorney	483.00
01/05/2021	225504	Sutter Extension Water District	09/01/2019	Defense Attorney	1,862.00
01/05/2021	225505	Calaveras County Water District	09/05/2019	Defense Attorney	418.00
01/05/2021	225506	Yolo County Flood Control & Water Conse	01/10/2020	Defense Attorney	76.00
01/05/2021	225507	Glenn-Colusa Irrigation District	11/02/2020	Defense Attorney	76.00
01/05/2021	225508	Rosedale-Rio Bravo Water Storage Distric	08/07/2019	Expense General	150.00
01/05/2021	225509	Rosedale-Rio Bravo Water Storage Distric	08/07/2019	Defense Attorney	1,197.00
01/05/2021	225510	Butte Water District	04/15/2020	Defense Attorney	19.00
01/05/2021	225511	Central California Irrigation District	11/25/2020	Liability - Property Damage	334.14
01/05/2021	225512	Montecito Water District	08/03/2020	Liability - Property Damage	6,350.00
01/05/2021	225513	Camrosa Water District	11/01/2020	Property - District Property	3,053.70
01/05/2021	225514	Lower Tule River Irrigation District	08/02/2019	Expense General	649.20
01/05/2021	225515	Santa Fe Irrigation District	09/03/2020	Physical therapy	112.40
01/05/2021	225516	El Dorado Irrigation District	10/21/2020	Physical therapy	100.31
01/05/2021	225517	El Dorado Irrigation District	10/21/2020	Physical therapy	200.62
01/05/2021	225518	Alta Irrigation District	11/19/2014	PPD	580.00
01/05/2021	225519	Helix Water District	07/23/2019	Anesthesiologist	328.27
01/05/2021	225520	Quartz Hill Water District	06/01/2020	Medical, general	108.56
01/05/2021	225521	San Luis Water District	08/09/2013	Expense, general	2,550.00
01/05/2021	225522	Santa Clarita Valley Water Agency	12/10/2020	TTD	1,407.06
01/05/2021	225523	Sweetwater Authority	12/11/2018	Bill Review Fee	8.50
01/05/2021	225523	Sweetwater Authority	12/11/2018	Bill Review Fee	8.50
01/05/2021	225523	Vista Irrigation District	02/04/2019	Bill Review Fee	13.49
01/05/2021	225523	Vista Irrigation District	02/04/2019	Bill Review Fee	8.50
01/05/2021	225523	Bella Vista Water District	11/06/2020	Bill Review Fee	8.50
01/05/2021	225523	Bella Vista Water District	11/06/2020	Bill Review Fee	8.66
01/05/2021	225523	Bella Vista Water District	11/06/2020	Bill Review Fee	8.50
01/05/2021	225523	Bella Vista Water District	11/06/2020	Bill Review Fee	12.72
01/05/2021	225523	Sweetwater Authority	02/28/2020	Bill Review Fee	8.50
01/05/2021	225523	Sweetwater Authority	02/28/2020	Bill Review Fee	17.44
01/05/2021	225523	Diablo Water District	10/05/2020	Bill Review Fee	8.50
01/05/2021	225523	Diablo Water District	10/05/2020	Bill Review Fee	0.74
01/05/2021	225523	Sweetwater Authority	12/30/2019	Bill Review Fee	8.50
01/05/2021	225523	Sweetwater Authority	12/30/2019	Bill Review Fee	10.51
01/05/2021	225523	Quartz Hill Water District	06/01/2020	Bill Review Fee	8.50
01/05/2021	225523	Walnut Valley Water District	08/14/2020	Bill Review Fee	8.50
01/05/2021	225523	Walnut Valley Water District	08/14/2020	Bill Review Fee	8.50

from 01/01/2021  
to 01/15/2021

ACWA Joint Powers Insurance Authority

Sorted By Check

## Claims Payment Report

<u>Check Date</u>	<u>Check Number</u>	<u>District Name</u>	<u>Claim Date</u>	<u>Transaction Type</u>	<u>Amount</u>
01/05/2021	225523	Walnut Valley Water District	08/14/2020	Bill Review Fee	12.62
01/05/2021	225523	Santa Fe Irrigation District	09/03/2020	Bill Review Fee	8.50
01/05/2021	225523	Wheeler Ridge-Maricopa Water Storage D	02/20/2020	Bill Review Fee	172.50
01/05/2021	225523	Wheeler Ridge-Maricopa Water Storage D	02/20/2020	Bill Review Fee	8.50
01/05/2021	225523	Vista Irrigation District	12/07/2020	Bill Review Fee	8.50
01/05/2021	225523	Vista Irrigation District	12/07/2020	Bill Review Fee	1.74
01/05/2021	225523	East Contra Costa Irrigation District	01/30/2013	Bill Review Fee	8.50
01/05/2021	225523	East Contra Costa Irrigation District	01/30/2013	Bill Review Fee	1.11
01/05/2021	225523	El Dorado Irrigation District	10/21/2020	Bill Review Fee	8.50
01/05/2021	225523	El Dorado Irrigation District	10/21/2020	Bill Review Fee	8.50
01/05/2021	225523	El Dorado Irrigation District	10/21/2020	Bill Review Fee	8.50
01/05/2021	225523	El Dorado Irrigation District	08/22/2019	Bill Review Fee	8.50
01/05/2021	225523	Orange County Water District	11/09/2020	Bill Review Fee	8.50
01/05/2021	225523	Orange County Water District	11/09/2020	Bill Review Fee	2.38
01/05/2021	225523	Beaumont-Cherry Valley Water District	07/23/2020	Bill Review Fee	1.82
01/05/2021	225523	Beaumont-Cherry Valley Water District	07/23/2020	Bill Review Fee	8.50
01/05/2021	225523	Mesa Water District	07/30/2020	Bill Review Fee	8.50
01/05/2021	225523	Mesa Water District	07/30/2020	Bill Review Fee	2.26
01/05/2021	225523	Mesa Water District	07/30/2020	Bill Review Fee	8.50
01/05/2021	225523	Mesa Water District	07/30/2020	Bill Review Fee	2.38
01/05/2021	225523	Mesa Water District	07/16/2018	Bill Review Fee	1.40
01/05/2021	225523	Mesa Water District	07/16/2018	Bill Review Fee	8.50
01/05/2021	225523	Sweetwater Authority	10/08/2020	Bill Review Fee	8.50
01/05/2021	225523	Scotts Valley Water District	10/28/2019	Bill Review Fee	8.50
01/05/2021	225523	Scotts Valley Water District	10/28/2019	Bill Review Fee	2.93
01/05/2021	225523	Scotts Valley Water District	10/28/2019	Bill Review Fee	1.01
01/05/2021	225523	Scotts Valley Water District	10/28/2019	Bill Review Fee	8.50
01/05/2021	225523	Fresno Metropolitan Flood Control District	08/25/2018	Bill Review Fee	8.50
01/05/2021	225523	Fresno Metropolitan Flood Control District	08/25/2018	Bill Review Fee	8.77
01/05/2021	225523	San Luis Water District	09/04/2020	Bill Review Fee	8.50
01/05/2021	225523	San Luis Water District	09/04/2020	Bill Review Fee	3.06
01/05/2021	225523	Panoche Water District	08/17/2019	Bill Review Fee	8.50
01/05/2021	225523	Panoche Water District	08/17/2019	Bill Review Fee	15.91
01/05/2021	225523	Panoche Water District	08/17/2019	Bill Review Fee	8.50
01/05/2021	225523	Water Employee Services Authority	12/10/2018	Bill Review Fee	8.50
01/05/2021	225523	Water Employee Services Authority	12/10/2018	Bill Review Fee	3.76
01/05/2021	225523	Soquel Creek Water District	11/16/2020	Bill Review Fee	8.50
01/05/2021	225523	Desert Water Agency	12/09/2020	Bill Review Fee	8.50
01/05/2021	225523	Desert Water Agency	12/09/2020	Bill Review Fee	2.80
01/05/2021	225523	Desert Water Agency	12/09/2020	Bill Review Fee	8.50
01/05/2021	225523	Desert Water Agency	12/09/2020	Bill Review Fee	1.44
01/05/2021	225523	Orange County Water District	10/07/2020	Bill Review Fee	8.50
01/05/2021	225523	Orange County Water District	10/07/2020	Bill Review Fee	2.27
01/05/2021	225523	Rancho California Water District	08/03/2020	Bill Review Fee	8.50



from 01/01/2021  
to 01/15/2021

ACWA Joint Powers Insurance Authority

Sorted By Check

## Claims Payment Report

<u>Check Date</u>	<u>Check Number</u>	<u>District Name</u>	<u>Claim Date</u>	<u>Transaction Type</u>	<u>Amount</u>
01/05/2021	225523	Rancho California Water District	08/03/2020	Bill Review Fee	3.92
01/05/2021	225523	Vallecitos Water District	01/14/2016	Bill Review Fee	8.50
01/05/2021	225523	Valley Center Municipal Water District	08/16/2020	Bill Review Fee	8.50
01/05/2021	225523	Valley Center Municipal Water District	08/16/2020	Bill Review Fee	2.81
01/05/2021	225523	Valley Center Municipal Water District	08/16/2020	Bill Review Fee	8.50
01/05/2021	225523	Valley Center Municipal Water District	08/16/2020	Bill Review Fee	8.50
01/05/2021	225523	Valley Center Municipal Water District	08/16/2020	Bill Review Fee	2.06
01/05/2021	225523	Alameda County Water District	09/30/2020	Bill Review Fee	8.50
01/05/2021	225523	Alameda County Water District	09/30/2020	Bill Review Fee	2.26
01/05/2021	225523	Alameda County Water District	09/30/2020	Bill Review Fee	8.50
01/05/2021	225523	Alameda County Water District	09/30/2020	Bill Review Fee	2.36
01/05/2021	225523	Alameda County Water District	09/30/2020	Bill Review Fee	8.50
01/05/2021	225523	Alameda County Water District	09/30/2020	Bill Review Fee	3.16
01/05/2021	225523	Alameda County Water District	09/30/2020	Bill Review Fee	8.50
01/05/2021	225523	Alameda County Water District	09/30/2020	Bill Review Fee	8.50
01/05/2021	225523	Alameda County Water District	09/30/2020	Bill Review Fee	2.66
01/05/2021	225523	Alameda County Water District	09/30/2020	Bill Review Fee	2.93
01/05/2021	225523	Alameda County Water District	09/30/2020	Bill Review Fee	8.50
01/05/2021	225523	Alameda County Water District	09/30/2020	Bill Review Fee	2.93
01/05/2021	225523	Alameda County Water District	09/30/2020	Bill Review Fee	8.50
01/05/2021	225523	Alameda County Water District	09/30/2020	Bill Review Fee	2.93
01/05/2021	225523	Alameda County Water District	09/30/2020	Bill Review Fee	8.50
01/05/2021	225523	Alameda County Water District	09/30/2020	Bill Review Fee	2.26
01/05/2021	225523	Alameda County Water District	09/30/2020	Bill Review Fee	8.50
01/05/2021	225523	Alameda County Water District	09/30/2020	Bill Review Fee	3.80
01/05/2021	225523	Alameda County Water District	09/30/2020	Bill Review Fee	8.50
01/05/2021	225523	Alameda County Water District	09/30/2020	Bill Review Fee	2.93
01/05/2021	225523	Alameda County Water District	09/30/2020	Bill Review Fee	8.50
01/05/2021	225523	Alameda County Water District	09/30/2020	Bill Review Fee	5.30
01/05/2021	225523	Alameda County Water District	09/30/2020	Bill Review Fee	8.50
01/05/2021	225523	Alameda County Water District	09/30/2020	Bill Review Fee	2.26
01/05/2021	225523	Alameda County Water District	09/30/2020	Bill Review Fee	8.50
01/05/2021	225523	Alameda County Water District	09/30/2020	Bill Review Fee	2.98
01/05/2021	225523	Alameda County Water District	09/30/2020	Bill Review Fee	8.50
01/05/2021	225523	Alameda County Water District	09/30/2020	Bill Review Fee	2.26
01/05/2021	225523	Alameda County Water District	09/30/2020	Bill Review Fee	8.50
01/05/2021	225523	Alameda County Water District	09/30/2020	Bill Review Fee	2.98
01/05/2021	225523	Alameda County Water District	09/30/2020	Bill Review Fee	8.50
01/05/2021	225523	Alameda County Water District	09/30/2020	Bill Review Fee	2.93
01/05/2021	225523	Alameda County Water District	09/30/2020	Bill Review Fee	8.50
01/05/2021	225523	Alameda County Water District	09/30/2020	Bill Review Fee	2.39
01/05/2021	225523	Alameda County Water District	09/30/2020	Bill Review Fee	8.50
01/05/2021	225523	Alameda County Water District	09/30/2020	Bill Review Fee	3.46
01/05/2021	225523	Alameda County Water District	09/30/2020	Bill Review Fee	8.50

from 01/01/2021  
to 01/15/2021

ACWA Joint Powers Insurance Authority

Sorted By Check

## Claims Payment Report

<u>Check Date</u>	<u>Check Number</u>	<u>District Name</u>	<u>Claim Date</u>	<u>Transaction Type</u>	<u>Amount</u>
01/05/2021	225523	Alameda County Water District	09/30/2020	Bill Review Fee	2.93
01/05/2021	225523	Western Municipal Water District	11/21/2019	Bill Review Fee	8.50
01/05/2021	225523	Western Municipal Water District	11/21/2019	Bill Review Fee	1.28
01/05/2021	225523	Western Municipal Water District	11/21/2019	Bill Review Fee	8.50
01/05/2021	225523	Western Municipal Water District	11/21/2019	Bill Review Fee	1.28
01/05/2021	225523	Tulare Irrigation District	03/14/2018	Bill Review Fee	8.50
01/05/2021	225523	San Dieguito Water District	09/23/2020	Bill Review Fee	8.50
01/05/2021	225523	San Dieguito Water District	09/23/2020	Bill Review Fee	2.06
01/05/2021	225523	Helix Water District	07/23/2019	Bill Review Fee	7.37
01/05/2021	225523	Helix Water District	07/23/2019	Bill Review Fee	4.19
01/05/2021	225523	Helix Water District	07/23/2019	Bill Review Fee	17.62
01/05/2021	225523	Helix Water District	07/23/2019	Bill Review Fee	601.50
01/05/2021	225523	Sweetwater Authority	09/28/2017	Bill Review Fee	3.10
01/05/2021	225523	Sweetwater Authority	09/28/2017	Bill Review Fee	8.50
01/05/2021	225523	South Tahoe Public Utility District	12/03/2020	Bill Review Fee	5.09
01/05/2021	225523	South Tahoe Public Utility District	12/03/2020	Bill Review Fee	8.50
01/05/2021	225523	Browns Valley Irrigation District	02/05/2020	Bill Review Fee	2.19
01/05/2021	225523	Merced Irrigation District	08/08/2020	Bill Review Fee	8.50
01/05/2021	225523	Merced Irrigation District	08/08/2020	Bill Review Fee	10.18
01/05/2021	225524	South Coast Water District	10/15/2020	Investigation/Subrosa	1,164.45
01/05/2021	225525	Soquel Creek Water District	11/16/2020	Medical, general	154.54
01/05/2021	225526	Mesa Water District	10/31/2012	PPD	540.00
01/05/2021	225527	Laguna Beach County Water District	06/11/2020	TTD	1,881.62
01/05/2021	225528	Desert Water Agency	08/22/2020	Photocopy	204.73
01/05/2021	225529	Desert Water Agency	08/22/2020	Photocopy	210.11
01/05/2021	225530	Sweetwater Authority	12/11/2018	PPD	580.00
01/05/2021	225531	Water Employee Services Authority	12/10/2018	Medical, general	100.52
01/05/2021	225532	East Contra Costa Irrigation District	01/30/2013	Medical, general	58.97
01/05/2021	225533	Scotts Valley Water District	10/28/2019	Diagnostics	53.75
01/05/2021	225534	Scotts Valley Water District	10/28/2019	Medical, general	155.71
01/05/2021	225535	Western Municipal Water District	10/23/2007	PPD	540.00
01/05/2021	225536	Alameda County Water District	12/03/2020	Pharmacy	10.71
01/05/2021	225537	Fresno Metropolitan Flood Control District	08/25/2018	TTD	2,225.60
01/05/2021	225538	Helix Water District	10/22/2018	PPD	580.00
01/05/2021	225539	Merced Irrigation District	08/08/2020	Hospital (Outpatient)	4,032.43
01/05/2021	225540	Vista Irrigation District	02/04/2019	Medical, general	111.16
01/05/2021	225541	Sweetwater Authority	12/11/2018	Physical therapy	122.77
01/05/2021	225542	Sweetwater Authority	12/11/2018	Physical therapy	210.58
01/05/2021	225543	Reclamation District #108	06/01/2004	Pharmacy	438.13
01/05/2021	225544	Rancho California Water District	03/18/2008	Pharmacy	23.42
01/05/2021	225545	Sweetwater Authority	08/16/2017	Pharmacy	10.71
01/05/2021	225546	El Toro Water District	06/22/2015	Pharmacy	18.58
01/05/2021	225547	San Luis Water District	08/09/2013	Pharmacy	331.67
01/05/2021	225548	San Juan Water District	01/26/2016	Pharmacy	22.85

from 01/01/2021  
to 01/15/2021

ACWA Joint Powers Insurance Authority

Sorted By Check

**Claims Payment Report**

<u>Check Date</u>	<u>Check Number</u>	<u>District Name</u>	<u>Claim Date</u>	<u>Transaction Type</u>	<u>Amount</u>
01/05/2021	225549	Reclamation District #2068	07/24/2017	Pharmacy	9.04
01/05/2021	225550	Carmichael Water District	12/12/2019	Pharmacy	47.72
01/05/2021	225551	Merced Irrigation District	08/08/2020	Pharmacy	12.61
01/05/2021	225552	Alameda County Water District	09/30/2020	Pharmacy	8.05
01/05/2021	225553	Sweetwater Authority	10/08/2020	Mileage	34.53
01/05/2021	225554	Sweetwater Authority	03/23/2019	Mileage	46.00
01/05/2021	225555	Diablo Water District	10/05/2020	Chiropractor	56.37
01/05/2021	225556	Valley Center Municipal Water District	08/16/2020	Physical therapy	149.51
01/05/2021	225557	Valley Center Municipal Water District	08/16/2020	Diagnostics	359.17
01/05/2021	225558	Wheeler Ridge-Maricopa Water Storage D	02/20/2020	DME Supplies	2,760.00
01/05/2021	225559	Walnut Valley Water District	08/14/2020	Medical, general	111.16
01/05/2021	225560	Beaumont-Cherry Valley Water District	07/23/2020	Medical, general	234.78
01/05/2021	225561	Moulton Niguel Water District	01/23/2019	PPD	580.00
01/05/2021	225562	Moulton Niguel Water District	03/03/2020	PPD	580.00
01/05/2021	225563	Sweetwater Authority	09/28/2017	Hospital (Outpatient)	606.49
01/05/2021	225564	Sweetwater Authority	10/08/2020	Medical, general	114.89
01/05/2021	225565	Walnut Valley Water District	09/26/2019	Expense, general	99.00
01/05/2021	225566	Browns Valley Irrigation District	02/05/2020	TTD	2,214.34
01/05/2021	225567	Merced Irrigation District	12/22/2020	TTD	96.49
01/05/2021	225568	Merced Irrigation District	12/22/2020	TTD	578.94
01/05/2021	225569	Merced Irrigation District	12/22/2020	TTD	385.96
01/05/2021	225570	Western Municipal Water District	11/21/2019	Physical therapy	121.10
01/05/2021	225571	South Tahoe Public Utility District	06/25/2019	TTD	2,353.34
01/07/2021	225572	Montecito Water District	08/03/2020	Liability - Property Damage	7,000.00
01/07/2021	225573	Santa Clarita Valley Water Agency	05/01/2018	Liability - Expense	2,207.40
01/07/2021	225574	Otay Water District	08/19/2020	Adjuster	1,020.00
01/07/2021	225575	Palmdale Water District	05/08/2019	Liability - Property Damage	5,000.00
01/07/2021	225576	Rancho California Water District	07/15/2019	Expense General	1,571.00
01/07/2021	225577	Palo Verde Irrigation District	11/23/2020	Liability - Property Damage	5,507.20
01/07/2021	225578	Western Municipal Water District	10/23/2007	Photocopy	254.83
01/07/2021	225579	Stockton-East Water District	11/27/2019	Medical, general	166.84
01/07/2021	225580	Merced Irrigation District	08/08/2020	Photocopy	185.36
01/07/2021	225581	Panoche Water District	08/17/2019	Medical, general	117.06
01/07/2021	225582	Vista Irrigation District	02/04/2019	TTD	2,196.52
01/07/2021	225583	Sweetwater Authority	10/13/2020	Medical, general	135.39
01/07/2021	225584	Mesa Water District	07/16/2018	Diagnostics	554.48
01/07/2021	225585	Berrenda Mesa Water District	02/25/2013	Bill Review Fee	7.17
01/07/2021	225585	Berrenda Mesa Water District	02/25/2013	Bill Review Fee	8.50
01/07/2021	225585	San Luis Water District	08/09/2013	Bill Review Fee	8.50
01/07/2021	225585	San Luis Water District	08/09/2013	Bill Review Fee	2.31
01/07/2021	225585	Bella Vista Water District	11/06/2020	Bill Review Fee	8.50
01/07/2021	225585	Bella Vista Water District	11/06/2020	Bill Review Fee	8.50
01/07/2021	225585	Bella Vista Water District	11/06/2020	Bill Review Fee	12.30
01/07/2021	225585	San Luis & Delta-Mendota Water Authority	02/10/2020	Bill Review Fee	8.50

from 01/01/2021  
to 01/15/2021

ACWA Joint Powers Insurance Authority

Sorted By Check

## Claims Payment Report

<u>Check Date</u>	<u>Check Number</u>	<u>District Name</u>	<u>Claim Date</u>	<u>Transaction Type</u>	<u>Amount</u>
01/07/2021	225585	San Luis & Delta-Mendota Water Authority	02/10/2020	Bill Review Fee	6.22
01/07/2021	225585	Rancho California Water District	11/19/2020	Bill Review Fee	8.50
01/07/2021	225585	Rancho California Water District	11/19/2020	Bill Review Fee	2.02
01/07/2021	225585	Santa Clarita Valley Water Agency	12/10/2020	Bill Review Fee	8.50
01/07/2021	225585	Calleguas Municipal Water District	08/06/2020	Bill Review Fee	8.50
01/07/2021	225585	Joshua Basin Water District	11/18/2020	Bill Review Fee	8.50
01/07/2021	225585	Joshua Basin Water District	11/18/2020	Bill Review Fee	1.25
01/07/2021	225585	Mission Springs Water District	08/21/2011	Bill Review Fee	8.50
01/07/2021	225585	Mission Springs Water District	08/21/2011	Bill Review Fee	5.26
01/07/2021	225585	Alameda County Water District	09/16/2020	Bill Review Fee	8.50
01/07/2021	225585	Laguna Beach County Water District	06/11/2020	Bill Review Fee	8.50
01/07/2021	225585	Laguna Beach County Water District	06/11/2020	Bill Review Fee	12.44
01/07/2021	225585	Laguna Beach County Water District	10/29/2019	Bill Review Fee	8.50
01/07/2021	225585	East Contra Costa Irrigation District	10/05/2020	Bill Review Fee	8.50
01/07/2021	225585	East Contra Costa Irrigation District	10/05/2020	Bill Review Fee	8.50
01/07/2021	225585	East Contra Costa Irrigation District	10/05/2020	Bill Review Fee	8.50
01/07/2021	225585	Mammoth Community Water District	11/17/2020	Bill Review Fee	8.50
01/07/2021	225585	Mammoth Community Water District	11/17/2020	Bill Review Fee	0.78
01/07/2021	225585	Mammoth Community Water District	11/17/2020	Bill Review Fee	8.50
01/07/2021	225585	Mammoth Community Water District	11/17/2020	Bill Review Fee	6.08
01/07/2021	225585	Alameda County Water District	11/21/2020	Bill Review Fee	8.50
01/07/2021	225585	El Dorado Irrigation District	10/21/2020	Bill Review Fee	8.50
01/07/2021	225585	El Dorado Irrigation District	10/21/2020	Bill Review Fee	8.50
01/07/2021	225585	Sweetwater Authority	10/13/2020	Bill Review Fee	8.50
01/07/2021	225585	Sweetwater Authority	10/13/2020	Bill Review Fee	7.43
01/07/2021	225585	Reclamation District #2068	07/24/2017	Bill Review Fee	8.50
01/07/2021	225585	Reclamation District #2068	07/24/2017	Bill Review Fee	8.50
01/07/2021	225585	Carmichael Water District	12/12/2019	Bill Review Fee	8.50
01/07/2021	225585	Clearlake Oaks County Water District	12/11/2020	Bill Review Fee	8.50
01/07/2021	225585	Clearlake Oaks County Water District	12/11/2020	Bill Review Fee	1.08
01/07/2021	225585	Clearlake Oaks County Water District	12/11/2020	Bill Review Fee	8.50
01/07/2021	225585	Clearlake Oaks County Water District	12/11/2020	Bill Review Fee	2.08
01/07/2021	225585	Clearlake Oaks County Water District	12/11/2020	Bill Review Fee	8.50
01/07/2021	225585	Clearlake Oaks County Water District	12/11/2020	Bill Review Fee	8.22
01/07/2021	225585	Orange County Water District	11/09/2020	Bill Review Fee	8.50
01/07/2021	225585	Orange County Water District	11/09/2020	Bill Review Fee	2.38
01/07/2021	225585	Mesa Water District	07/30/2020	Bill Review Fee	8.50
01/07/2021	225585	Mesa Water District	07/30/2020	Bill Review Fee	2.38
01/07/2021	225585	Sweetwater Authority	10/08/2020	Bill Review Fee	8.50
01/07/2021	225585	Sweetwater Authority	10/08/2020	Bill Review Fee	8.50
01/07/2021	225585	Sweetwater Authority	10/08/2020	Bill Review Fee	8.50
01/07/2021	225585	Fresno Metropolitan Flood Control District	08/25/2018	Bill Review Fee	8.50
01/07/2021	225585	Fresno Metropolitan Flood Control District	08/25/2018	Bill Review Fee	8.77
01/07/2021	225585	San Juan Water District	08/28/2003	Bill Review Fee	8.50

from 01/01/2021  
to 01/15/2021

ACWA Joint Powers Insurance Authority

Sorted By Check

**Claims Payment Report**

<u>Check Date</u>	<u>Check Number</u>	<u>District Name</u>	<u>Claim Date</u>	<u>Transaction Type</u>	<u>Amount</u>
01/07/2021	225585	San Juan Water District	08/28/2003	Bill Review Fee	12.59
01/07/2021	225585	Stockton-East Water District	11/27/2019	Bill Review Fee	0.68
01/07/2021	225585	Stockton-East Water District	11/27/2019	Bill Review Fee	8.50
01/07/2021	225585	Tulare Irrigation District	11/18/2019	Bill Review Fee	8.50
01/07/2021	225585	Tulare Irrigation District	11/18/2019	Bill Review Fee	6.91
01/07/2021	225585	Vallecitos Water District	01/19/2011	Bill Review Fee	2.89
01/07/2021	225585	Vallecitos Water District	01/19/2011	Bill Review Fee	8.50
01/07/2021	225585	Alameda County Water District	02/14/2020	Bill Review Fee	8.50
01/07/2021	225585	Alameda County Water District	02/14/2020	Bill Review Fee	8.50
01/07/2021	225585	Sweetwater Authority	01/21/2020	Bill Review Fee	8.50
01/07/2021	225585	Helix Water District	12/03/2020	Bill Review Fee	8.50
01/07/2021	225585	Helix Water District	12/03/2020	Bill Review Fee	8.50
01/07/2021	225585	Helix Water District	12/03/2020	Bill Review Fee	8.50
01/07/2021	225585	Helix Water District	12/03/2020	Bill Review Fee	8.50
01/07/2021	225585	Sweetwater Authority	11/25/2020	Bill Review Fee	8.50
01/07/2021	225585	Alameda County Water District	09/30/2020	Bill Review Fee	8.50
01/07/2021	225585	Alameda County Water District	09/30/2020	Bill Review Fee	1.95
01/07/2021	225585	Alameda County Water District	09/30/2020	Bill Review Fee	8.50
01/07/2021	225585	Laguna Beach County Water District	05/29/2020	Bill Review Fee	8.50
01/07/2021	225585	Laguna Beach County Water District	05/29/2020	Bill Review Fee	18.91
01/07/2021	225585	Laguna Beach County Water District	05/29/2020	Bill Review Fee	8.50
01/07/2021	225585	Western Municipal Water District	11/21/2019	Bill Review Fee	8.50
01/07/2021	225585	Western Municipal Water District	11/21/2019	Bill Review Fee	8.50
01/07/2021	225585	Western Municipal Water District	11/21/2019	Bill Review Fee	8.50
01/07/2021	225585	Western Municipal Water District	11/21/2019	Bill Review Fee	8.50
01/07/2021	225585	Western Municipal Water District	11/21/2019	Bill Review Fee	8.50
01/07/2021	225585	Western Municipal Water District	11/21/2019	Bill Review Fee	8.50
01/07/2021	225585	Carpinteria Valley Water District	01/29/2018	Bill Review Fee	8.50
01/07/2021	225585	Carpinteria Valley Water District	01/29/2018	Bill Review Fee	13.68
01/07/2021	225585	Helix Water District	07/23/2019	Bill Review Fee	8.50
01/07/2021	225585	Helix Water District	07/23/2019	Bill Review Fee	64.54
01/07/2021	225585	Helix Water District	07/23/2019	Bill Review Fee	8.50
01/07/2021	225585	Helix Water District	07/23/2019	Bill Review Fee	8.50
01/07/2021	225585	Helix Water District	07/23/2019	Bill Review Fee	1.25
01/07/2021	225585	Fallbrook Public Utility District	06/19/2020	Bill Review Fee	8.50
01/07/2021	225585	Fallbrook Public Utility District	06/19/2020	Bill Review Fee	11.21
01/07/2021	225585	Solano Irrigation District	08/19/2019	Bill Review Fee	8.50
01/07/2021	225585	Palmdale Water District	03/14/2018	Bill Review Fee	8.50
01/07/2021	225585	Merced Irrigation District	08/08/2020	Bill Review Fee	8.50
01/07/2021	225585	Merced Irrigation District	08/08/2020	Bill Review Fee	14.49
01/07/2021	225586	Sierra Lakes County Water District	09/13/2018	PPD	580.00
01/07/2021	225587	Desert Water Agency	12/09/2020	Medical, general	109.77
01/07/2021	225588	Desert Water Agency	12/09/2020	Medical, general	212.90
01/07/2021	225589	Joshua Basin Water District	11/18/2020	Medical, general	95.14

from 01/01/2021  
to 01/15/2021

ACWA Joint Powers Insurance Authority

Sorted By Check

## Claims Payment Report

<u>Check Date</u>	<u>Check Number</u>	<u>District Name</u>	<u>Claim Date</u>	<u>Transaction Type</u>	<u>Amount</u>
01/07/2021	225590	Tuolumne Utilities District	11/02/2020	Investigation/Subrosa	616.00
01/07/2021	225591	Vallecitos Water District	10/15/2020	Investigation/Subrosa	399.04
01/07/2021	225592	Soquel Creek Water District	11/16/2020	Investigation/Subrosa	894.38
01/07/2021	225593	El Toro Water District	09/25/2019	Photocopy	180.90
01/07/2021	225594	San Luis & Delta-Mendota Water Authority	02/10/2020	Physical therapy	140.97
01/07/2021	225595	East Contra Costa Irrigation District	10/05/2020	TTD	2,242.74
01/07/2021	225596	Yolo County Flood Control & Water Conse	11/21/1991	Life pension	84.00
01/07/2021	225597	Mission Springs Water District	08/21/2011	Medical, general	140.61
01/07/2021	225598	Sweetwater Authority	10/13/2020	TTD	2,598.86
01/07/2021	225599	Westborough Water District	12/08/2018	PPD	580.00
01/07/2021	225600	Walnut Valley Water District	08/28/2012	C&R/Future Medical	1,368.09
01/07/2021	225601	Truckee Donner Public Utility District	10/26/2020	Photocopy	61.00
01/07/2021	225602	El Dorado Irrigation District	10/21/2020	Photocopy	243.84
01/07/2021	225603	Stockton-East Water District	11/27/2019	Investigation/Subrosa	61.25
01/07/2021	225604	South Coast Water District	10/15/2020	Photocopy	118.91
01/07/2021	225605	South Coast Water District	10/15/2020	Photocopy	66.00
01/07/2021	225606	Sweetwater Authority	12/30/2019	Physical therapy	126.07
01/07/2021	225607	Ramona Municipal Water District	01/07/2019	PPD	6,090.00
01/07/2021	225608	Laguna Beach County Water District	10/29/2019	Physical therapy	160.80
01/07/2021	225609	El Dorado Irrigation District	10/21/2020	DME Supplies	141.57
01/07/2021	225610	Alameda County Water District	02/14/2020	PPD	580.00
01/07/2021	225611	Sweetwater Authority	10/08/2020	Mileage	4.00
01/07/2021	225612	Desert Water Agency	08/22/2020	Deposition/Witness fees	1,247.00
01/07/2021	225613	Valley Center Municipal Water District	08/16/2020	Medical, general	156.86
01/07/2021	225614	Alameda County Water District	09/30/2020	Medical, general	288.72
01/07/2021	225615	Rancho California Water District	11/19/2020	Medical, general	153.55
01/07/2021	225616	Rancho California Water District	08/03/2020	Medical, general	208.41
01/07/2021	225617	Alameda County Water District	09/30/2020	Medical, general	120.15
01/07/2021	225618	Alameda County Water District	09/30/2020	Physical therapy	125.10
01/07/2021	225619	Alameda County Water District	09/30/2020	Medical, general	168.05
01/07/2021	225620	Alameda County Water District	09/30/2020	Physical therapy	141.18
01/07/2021	225621	Alameda County Water District	09/30/2020	Physical therapy	155.72
01/07/2021	225622	Alameda County Water District	09/30/2020	Physical therapy	155.72
01/07/2021	225623	Alameda County Water District	09/30/2020	Physical therapy	155.72
01/07/2021	225624	Alameda County Water District	09/30/2020	Medical, general	120.15
01/07/2021	225625	Alameda County Water District	09/30/2020	Physical therapy	155.72
01/07/2021	225626	Alameda County Water District	09/30/2020	Medical, general	281.57
01/07/2021	225627	Alameda County Water District	09/30/2020	Medical, general	120.15
01/07/2021	225628	Alameda County Water District	09/30/2020	Physical therapy	158.11
01/07/2021	225629	Alameda County Water District	09/30/2020	Medical, general	120.15
01/07/2021	225630	Alameda County Water District	09/30/2020	Physical therapy	158.11
01/07/2021	225631	Alameda County Water District	09/30/2020	Physical therapy	155.72
01/07/2021	225632	Alameda County Water District	09/30/2020	Physical therapy	127.13
01/07/2021	225633	Alameda County Water District	09/30/2020	Physical therapy	183.72

from 01/01/2021  
to 01/15/2021

ACWA Joint Powers Insurance Authority

Sorted By Check

## Claims Payment Report

<u>Check Date</u>	<u>Check Number</u>	<u>District Name</u>	<u>Claim Date</u>	<u>Transaction Type</u>	<u>Amount</u>
01/07/2021	225634	Alameda County Water District	09/30/2020	Physical therapy	155.72
01/07/2021	225635	Alameda County Water District	09/30/2020	Medical, general	103.66
01/07/2021	225636	Vallecitos Water District	01/19/2011	Medical, general	153.55
01/07/2021	225637	Laguna Beach County Water District	05/29/2020	Medical, general	174.94
01/07/2021	225638	Tulare Irrigation District	11/18/2019	Medical, general	73.76
01/07/2021	225639	South Coast Water District	10/15/2020	Mileage	2.46
01/07/2021	225640	Helix Water District	07/23/2019	Medical, general	28.31
01/07/2021	225641	San Luis Water District	09/04/2020	Medical, general	162.84
01/07/2021	225642	Mesa Water District	07/30/2020	Physical therapy	149.80
01/07/2021	225643	Orange County Water District	10/07/2020	Chiropractor	150.73
01/07/2021	225644	Orange County Water District	11/09/2020	Medical, general	158.00
01/07/2021	225645	Mesa Water District	07/30/2020	Medical, general	158.00
01/07/2021	225646	Calaveras County Water District	10/08/2020	Diagnostics	15.00
01/07/2021	225647	Sweetwater Authority	02/28/2020	Medical, general	466.83
01/07/2021	225648	Carmichael Water District	12/12/2019	Diagnostics	250.21
01/07/2021	225649	Bella Vista Water District	11/06/2020	Physical therapy	103.87
01/07/2021	225650	Bella Vista Water District	11/06/2020	Physical therapy	152.61
01/07/2021	225651	Merced Irrigation District	08/08/2020	Medical, general	163.59
01/07/2021	225652	Browns Valley Irrigation District	02/05/2020	Physical therapy	26.25
01/07/2021	225653	Helix Water District	07/23/2019	Medical, general	75.69
01/07/2021	225654	Helix Water District	07/23/2019	Medical, general	3,018.01
01/07/2021	225655	Helix Water District	07/23/2019	Medical, general	47.48
01/07/2021	225656	Carpinteria Valley Water District	01/29/2018	Medical, general	111.16
01/07/2021	225657	Sweetwater Authority	01/21/2020	Medical, general	74.89
01/07/2021	225658	Helix Water District	12/03/2020	Medical, general	114.89
01/07/2021	225659	Helix Water District	12/03/2020	Medical, general	74.89
01/07/2021	225660	Helix Water District	12/03/2020	Medical, general	63.00
01/07/2021	225661	Helix Water District	12/03/2020	Medical, general	74.89
01/07/2021	225662	Western Municipal Water District	11/21/2019	Medical, general	82.00
01/07/2021	225663	Western Municipal Water District	11/21/2019	Medical, general	53.00
01/07/2021	225664	Western Municipal Water District	11/21/2019	Medical, general	102.65
01/07/2021	225665	Western Municipal Water District	11/21/2019	Medical, general	82.00
01/07/2021	225666	Trabuco Canyon Water District	10/22/2015	PPD	580.00
01/07/2021	225667	Santa Clarita Valley Water Agency	12/10/2020	Medical, general	276.86
01/07/2021	225668	Solano Irrigation District	08/19/2019	Medical, general	102.52
01/07/2021	225669	South Tahoe Public Utility District	12/03/2020	Medical, general	144.16
01/07/2021	225670	Walnut Valley Water District	08/28/2012	C&R/Future Medical	15,511.98
01/07/2021	225671	Vallecitos Water District	01/14/2016	Medical, general	2,170.00
01/07/2021	225672	El Dorado Irrigation District	08/22/2019	Medical, general	73.84
01/07/2021	225673	Alameda County Water District	09/16/2020	Medical, general	89.44
01/07/2021	225674	East Contra Costa Irrigation District	10/05/2020	Medical, general	13.00
01/07/2021	225675	Laguna Beach County Water District	06/11/2020	Medical, general	113.13
01/07/2021	225676	Fresno Metropolitan Flood Control District	08/25/2018	Physical therapy	105.27
01/07/2021	225677	Fresno Metropolitan Flood Control District	08/25/2018	Physical therapy	105.27

from 01/01/2021  
to 01/15/2021

ACWA Joint Powers Insurance Authority

Sorted By Check

## Claims Payment Report

<u>Check Date</u>	<u>Check Number</u>	<u>District Name</u>	<u>Claim Date</u>	<u>Transaction Type</u>	<u>Amount</u>
01/07/2021	225678	Western Municipal Water District	11/21/2019	Physical therapy	121.10
01/07/2021	225679	Vista Irrigation District	12/07/2020	Medical, general	132.62
01/07/2021	225680	San Dieguito Water District	09/23/2020	Medical, general	156.86
01/12/2021	225681	Palo Verde Irrigation District	03/13/2019	Expert	6,197.50
01/12/2021	225682	Central Coast Water Authority	09/28/2020	Liability - Property Damage	3,402.02
01/12/2021	225683	Montecito Water District	01/09/2018	Expert	7,040.50
01/12/2021	225684	Moulton Niguel Water District	07/24/2020	Liability - Small Claims	287.50
01/12/2021	225685	Moulton Niguel Water District	11/09/2020	Liability - Small Claims	21,262.50
01/12/2021	225686	Moulton Niguel Water District	08/25/2020	Liability - Small Claims	17,945.79
01/12/2021	225687	Calaveras County Water District	11/14/2020	Liability - Small Claims	250.00
01/12/2021	225688	Calaveras County Water District	09/17/2020	Liability - Small Claims	500.00
01/12/2021	225689	Alameda County Water District	07/22/2020	Property - District Property	42,240.40
01/12/2021	225690	Calleguas Municipal Water District	12/05/2016	Property - District Property	2,834.21
01/12/2021	225691	El Dorado Irrigation District	09/21/2020	Property - District Property	28,287.00
01/12/2021	225692	Palo Verde Irrigation District	06/03/2018	Expense General	3,241.23
01/12/2021	225693	Palo Verde Irrigation District	06/03/2018	Expense General	3,106.83
01/12/2021	225694	Palo Verde Irrigation District	03/13/2019	Expense General	2,846.32
01/12/2021	225695	Palo Verde Irrigation District	03/13/2019	Expense General	834.60
01/12/2021	225696	Palo Verde Irrigation District	03/13/2019	Expense General	2,239.57
01/12/2021	225697	Palo Verde Irrigation District	03/13/2019	Expense General	530.40
01/12/2021	225698	Palo Verde Irrigation District	03/13/2019	Expense General	813.66
01/12/2021	225699	Laguna Beach County Water District	03/18/2020	Liability - Property Damage	8,838.98
01/12/2021	225700	Palmdale Water District	05/08/2019	Expense General	526.00
01/12/2021	225701	Calleguas Municipal Water District	07/31/2017	PPD	580.00
01/12/2021	225702	Clearlake Oaks County Water District	12/11/2020	Hospital (Inpatient)	428.66
01/12/2021	225703	Laguna Beach County Water District	05/29/2020	Physical therapy	254.16
01/12/2021	225704	Sweetwater Authority	10/08/2020	Physical therapy	145.54
01/12/2021	225705	Sweetwater Authority	10/08/2020	Physical therapy	137.73
01/12/2021	225706	Sweetwater Authority	10/08/2020	Physical therapy	187.28
01/12/2021	225707	South Tahoe Public Utility District	08/21/2020	Medical, general	40.18
01/12/2021	225708	Vista Irrigation District	12/07/2020	Medical, general	45.55
01/12/2021	225709	Vista Irrigation District	12/07/2020	Medical, general	73.76
01/12/2021	225710	Sweetwater Authority	09/12/2020	Medical, general	10.57
01/12/2021	225711	Kings River Conservation District	11/18/2016	Medical, general	118.83
01/12/2021	225712	Berrenda Mesa Water District	02/25/2013	Medical, general	86.65
01/12/2021	225713	Glenn-Colusa Irrigation District	05/08/2019	Medical, general	117.85
01/12/2021	225714	Glenn-Colusa Irrigation District	05/08/2019	Medical, general	58.44
01/12/2021	225715	Vista Irrigation District	06/07/2019	Bill Review Fee	13.49
01/12/2021	225715	Vista Irrigation District	06/07/2019	Bill Review Fee	8.50
01/12/2021	225715	Vista Irrigation District	02/04/2019	Bill Review Fee	8.50
01/12/2021	225715	Vista Irrigation District	02/04/2019	Bill Review Fee	5.37
01/12/2021	225715	Moulton Niguel Water District	09/02/2020	Bill Review Fee	8.50
01/12/2021	225715	Moulton Niguel Water District	09/02/2020	Bill Review Fee	8.50
01/12/2021	225715	Moulton Niguel Water District	09/02/2020	Bill Review Fee	8.33



from 01/01/2021  
to 01/15/2021

ACWA Joint Powers Insurance Authority

Sorted By Check

## Claims Payment Report

<u>Check Date</u>	<u>Check Number</u>	<u>District Name</u>	<u>Claim Date</u>	<u>Transaction Type</u>	<u>Amount</u>
01/12/2021	225715	Moulton Niguel Water District	09/02/2020	Bill Review Fee	8.50
01/12/2021	225715	Moulton Niguel Water District	09/02/2020	Bill Review Fee	24.83
01/12/2021	225715	Moulton Niguel Water District	09/02/2020	Bill Review Fee	8.33
01/12/2021	225715	Kings River Conservation District	03/02/2018	Bill Review Fee	8.50
01/12/2021	225715	Kings River Conservation District	03/02/2018	Bill Review Fee	6.99
01/12/2021	225715	Western Municipal Water District	05/06/2020	Bill Review Fee	8.50
01/12/2021	225715	Truckee Donner Public Utility District	11/12/2020	Bill Review Fee	8.50
01/12/2021	225715	Truckee Donner Public Utility District	11/12/2020	Bill Review Fee	11.33
01/12/2021	225715	Truckee Donner Public Utility District	11/12/2020	Bill Review Fee	8.50
01/12/2021	225715	Yorba Linda Water District	10/15/2020	Bill Review Fee	14.19
01/12/2021	225715	Yorba Linda Water District	10/15/2020	Bill Review Fee	8.50
01/12/2021	225715	South Tahoe Public Utility District	08/21/2020	Bill Review Fee	8.50
01/12/2021	225715	South Tahoe Public Utility District	08/21/2020	Bill Review Fee	19.66
01/12/2021	225715	Joshua Basin Water District	11/18/2020	Bill Review Fee	8.50
01/12/2021	225715	Joshua Basin Water District	11/18/2020	Bill Review Fee	0.77
01/12/2021	225715	Kaweah Delta Water Conservation District	05/25/2020	Bill Review Fee	12.30
01/12/2021	225715	Kaweah Delta Water Conservation District	05/25/2020	Bill Review Fee	8.50
01/12/2021	225715	Sweetwater Authority	12/30/2019	Bill Review Fee	8.50
01/12/2021	225715	Sweetwater Authority	12/30/2019	Bill Review Fee	10.51
01/12/2021	225715	Alameda County Water District	07/05/2019	Bill Review Fee	8.50
01/12/2021	225715	Alameda County Water District	09/16/2020	Bill Review Fee	8.50
01/12/2021	225715	Alameda County Water District	09/16/2020	Bill Review Fee	8.50
01/12/2021	225715	Alameda County Water District	09/16/2020	Bill Review Fee	8.50
01/12/2021	225715	Glenn-Colusa Irrigation District	05/08/2019	Bill Review Fee	6.30
01/12/2021	225715	Glenn-Colusa Irrigation District	05/08/2019	Bill Review Fee	4.09
01/12/2021	225715	Glenn-Colusa Irrigation District	05/08/2019	Bill Review Fee	8.50
01/12/2021	225715	Glenn-Colusa Irrigation District	05/08/2019	Bill Review Fee	8.50
01/12/2021	225715	Walnut Valley Water District	08/14/2020	Bill Review Fee	8.50
01/12/2021	225715	Santa Fe Irrigation District	09/03/2020	Bill Review Fee	8.50
01/12/2021	225715	Santa Fe Irrigation District	09/03/2020	Bill Review Fee	13.49
01/12/2021	225715	Santa Fe Irrigation District	09/03/2020	Bill Review Fee	8.50
01/12/2021	225715	Santa Fe Irrigation District	09/03/2020	Bill Review Fee	13.95
01/12/2021	225715	Santa Fe Irrigation District	09/03/2020	Bill Review Fee	8.50
01/12/2021	225715	Santa Fe Irrigation District	09/03/2020	Bill Review Fee	36.30
01/12/2021	225715	Laguna Beach County Water District	06/11/2020	Bill Review Fee	8.50
01/12/2021	225715	Laguna Beach County Water District	06/11/2020	Bill Review Fee	53.63
01/12/2021	225715	Laguna Beach County Water District	10/29/2019	Bill Review Fee	8.50
01/12/2021	225715	East Contra Costa Irrigation District	10/05/2020	Bill Review Fee	8.50
01/12/2021	225715	East Contra Costa Irrigation District	10/05/2020	Bill Review Fee	8.50
01/12/2021	225715	Vista Irrigation District	12/07/2020	Bill Review Fee	8.50
01/12/2021	225715	Vista Irrigation District	12/07/2020	Bill Review Fee	5.31
01/12/2021	225715	Vista Irrigation District	12/07/2020	Bill Review Fee	8.50
01/12/2021	225715	Vista Irrigation District	12/07/2020	Bill Review Fee	4.68
01/12/2021	225715	Vista Irrigation District	12/07/2020	Bill Review Fee	8.50

from 01/01/2021  
to 01/15/2021

ACWA Joint Powers Insurance Authority

Sorted By Check

## Claims Payment Report

<u>Check Date</u>	<u>Check Number</u>	<u>District Name</u>	<u>Claim Date</u>	<u>Transaction Type</u>	<u>Amount</u>
01/12/2021	225715	Vista Irrigation District	12/07/2020	Bill Review Fee	1.48
01/12/2021	225715	East Contra Costa Irrigation District	01/30/2013	Bill Review Fee	8.50
01/12/2021	225715	Crescenta Valley Water District	09/25/2019	Bill Review Fee	8.50
01/12/2021	225715	Crescenta Valley Water District	09/25/2019	Bill Review Fee	0.18
01/12/2021	225715	Alameda County Water District	11/21/2020	Bill Review Fee	8.50
01/12/2021	225715	Stockton-East Water District	02/28/2004	Bill Review Fee	2.83
01/12/2021	225715	Stockton-East Water District	02/28/2004	Bill Review Fee	8.50
01/12/2021	225715	Humboldt Bay Municipal Water District	07/25/2019	Bill Review Fee	8.50
01/12/2021	225715	Carmichael Water District	12/12/2019	Bill Review Fee	8.50
01/12/2021	225715	Carmichael Water District	12/12/2019	Bill Review Fee	12.59
01/12/2021	225715	Carmichael Water District	12/12/2019	Bill Review Fee	8.50
01/12/2021	225715	Carmichael Water District	12/12/2019	Bill Review Fee	73.30
01/12/2021	225715	Clearlake Oaks County Water District	12/11/2020	Bill Review Fee	8.50
01/12/2021	225715	Clearlake Oaks County Water District	12/11/2020	Bill Review Fee	0.03
01/12/2021	225715	Clearlake Oaks County Water District	12/11/2020	Bill Review Fee	8.50
01/12/2021	225715	Clearlake Oaks County Water District	12/11/2020	Bill Review Fee	0.83
01/12/2021	225715	Truckee Donner Public Utility District	11/06/2020	Bill Review Fee	8.50
01/12/2021	225715	Truckee Donner Public Utility District	11/06/2020	Bill Review Fee	16.23
01/12/2021	225715	Scotts Valley Water District	10/28/2019	Bill Review Fee	8.50
01/12/2021	225715	Scotts Valley Water District	10/28/2019	Bill Review Fee	2.89
01/12/2021	225715	Scotts Valley Water District	10/28/2019	Bill Review Fee	8.50
01/12/2021	225715	Scotts Valley Water District	10/28/2019	Bill Review Fee	2.91
01/12/2021	225715	San Juan Water District	08/28/2003	Bill Review Fee	8.50
01/12/2021	225715	San Juan Water District	08/28/2003	Bill Review Fee	55.23
01/12/2021	225715	Patterson Irrigation District	08/09/2012	Bill Review Fee	13.00
01/12/2021	225715	Sweetwater Authority	09/12/2020	Bill Review Fee	8.50
01/12/2021	225715	Sweetwater Authority	09/12/2020	Bill Review Fee	0.58
01/12/2021	225715	Humboldt Bay Municipal Water District	05/29/2019	Bill Review Fee	8.50
01/12/2021	225715	Humboldt Bay Municipal Water District	05/29/2019	Bill Review Fee	1.25
01/12/2021	225715	Alameda County Water District	02/14/2020	Bill Review Fee	8.50
01/12/2021	225715	Kings River Conservation District	11/18/2016	Bill Review Fee	14.07
01/12/2021	225715	Kings River Conservation District	11/18/2016	Bill Review Fee	8.50
01/12/2021	225715	American River Flood Control District	11/04/2020	Bill Review Fee	8.50
01/12/2021	225715	American River Flood Control District	11/04/2020	Bill Review Fee	3.32
01/12/2021	225715	American River Flood Control District	11/04/2020	Bill Review Fee	8.50
01/12/2021	225715	American River Flood Control District	11/04/2020	Bill Review Fee	6.59
01/12/2021	225715	South Coast Water District	10/15/2020	Bill Review Fee	8.50
01/12/2021	225715	South Coast Water District	10/15/2020	Bill Review Fee	7.81
01/12/2021	225715	Fallbrook Public Utility District	10/26/2020	Bill Review Fee	8.50
01/12/2021	225715	Fallbrook Public Utility District	10/26/2020	Bill Review Fee	5.26
01/12/2021	225715	Helix Water District	01/06/2020	Bill Review Fee	8.50
01/12/2021	225715	Helix Water District	01/06/2020	Bill Review Fee	1.02
01/12/2021	225715	Goleta Water District	04/18/2018	Bill Review Fee	8.50
01/12/2021	225715	Goleta Water District	04/18/2018	Bill Review Fee	0.97

from 01/01/2021  
to 01/15/2021

ACWA Joint Powers Insurance Authority

Sorted By Check

## Claims Payment Report

<u>Check Date</u>	<u>Check Number</u>	<u>District Name</u>	<u>Claim Date</u>	<u>Transaction Type</u>	<u>Amount</u>
01/12/2021	225715	Walnut Valley Water District	12/26/2019	Bill Review Fee	8.50
01/12/2021	225715	Walnut Valley Water District	12/26/2019	Bill Review Fee	8.68
01/12/2021	225715	Alameda County Water District	12/03/2020	Bill Review Fee	8.50
01/12/2021	225715	Alameda County Water District	12/03/2020	Bill Review Fee	8.50
01/12/2021	225715	Alameda County Water District	12/03/2020	Bill Review Fee	8.50
01/12/2021	225715	Orange County Water District	08/16/2019	Bill Review Fee	8.50
01/12/2021	225715	Orange County Water District	08/16/2019	Bill Review Fee	11.19
01/12/2021	225715	Alameda County Water District	09/30/2020	Bill Review Fee	8.50
01/12/2021	225715	Alameda County Water District	09/30/2020	Bill Review Fee	3.16
01/12/2021	225715	Reclamation District #108	11/09/2020	Bill Review Fee	8.50
01/12/2021	225715	Western Municipal Water District	11/21/2019	Bill Review Fee	8.50
01/12/2021	225715	Western Municipal Water District	11/21/2019	Bill Review Fee	1.28
01/12/2021	225715	San Dieguito Water District	09/23/2020	Bill Review Fee	8.50
01/12/2021	225715	San Dieguito Water District	09/23/2020	Bill Review Fee	1.52
01/12/2021	225715	San Dieguito Water District	09/23/2020	Bill Review Fee	8.50
01/12/2021	225715	San Dieguito Water District	09/23/2020	Bill Review Fee	1.50
01/12/2021	225715	San Dieguito Water District	09/23/2020	Bill Review Fee	8.50
01/12/2021	225715	San Dieguito Water District	09/23/2020	Bill Review Fee	1.10
01/12/2021	225715	Helix Water District	07/23/2019	Bill Review Fee	16.08
01/12/2021	225715	Sweetwater Authority	09/28/2017	Bill Review Fee	8.50
01/12/2021	225715	Sweetwater Authority	09/28/2017	Bill Review Fee	5.20
01/12/2021	225715	South Coast Water District	12/03/2020	Bill Review Fee	8.50
01/12/2021	225715	South Coast Water District	12/03/2020	Bill Review Fee	7.13
01/12/2021	225716	Bella Vista Water District	11/06/2020	Medical, general	111.16
01/12/2021	225717	Yuba County Water Agency	05/08/2017	DME Supplies	28,101.54
01/12/2021	225718	Santa Clarita Valley Water Agency	01/01/2020	TTD	1,299.43
01/12/2021	225719	Crescenta Valley Water District	09/25/2019	Medical, general	71.52
01/12/2021	225720	Laguna Beach County Water District	11/30/2020	TTD	2,226.66
01/12/2021	225721	Fallbrook Public Utility District	06/19/2020	Medical, general	300.11
01/12/2021	225722	Scotts Valley Water District	10/28/2019	Medical, general	153.49
01/12/2021	225723	Scotts Valley Water District	10/28/2019	Diagnostics	154.75
01/12/2021	225724	Stockton-East Water District	02/28/2004	Medical, general	150.33
01/12/2021	225725	Helix Water District	01/06/2020	Medical, general	96.90
01/12/2021	225726	Carmichael Water District	12/12/2019	TTD	2,502.76
01/12/2021	225727	Clearlake Oaks County Water District	12/11/2020	TTD	939.42
01/12/2021	225728	Sweetwater Authority	09/28/2017	Surgery Costs	117.78
01/12/2021	225729	Vista Irrigation District	02/04/2019	Medical, general	193.41
01/12/2021	225730	Sweetwater Authority	10/08/2020	TTD	2,598.86
01/12/2021	225731	Humboldt Bay Municipal Water District	05/29/2019	Medical, general	83.21
01/12/2021	225732	Sweetwater Authority	09/12/2020	TTD	2,461.12
01/12/2021	225733	Mammoth Community Water District	11/17/2020	Medical, general	133.11
01/12/2021	225734	Mammoth Community Water District	11/17/2020	Diagnostics	9.79
01/12/2021	225735	Sweetwater Authority	12/30/2019	Physical therapy	126.07
01/12/2021	225736	San Luis Water District	09/04/2020	Mileage	37.07

from 01/01/2021  
to 01/15/2021

ACWA Joint Powers Insurance Authority

Sorted By Check

## Claims Payment Report

<u>Check Date</u>	<u>Check Number</u>	<u>District Name</u>	<u>Claim Date</u>	<u>Transaction Type</u>	<u>Amount</u>
01/12/2021	225737	Vista Irrigation District	06/07/2019	Medical, general	111.16
01/12/2021	225738	Laguna Beach County Water District	10/29/2019	Physical therapy	321.60
01/12/2021	225739	Walnut Valley Water District	08/14/2020	Physical therapy	152.28
01/12/2021	225740	Elsinore Valley Municipal Water District	05/05/2014	Pharmacy	77.83
01/12/2021	225741	Scotts Valley Water District	07/10/2003	Pharmacy	15.05
01/12/2021	225742	Rancho California Water District	03/18/2008	Pharmacy	30.51
01/12/2021	225743	Georgetown Divide Public Utility District	10/03/2011	Pharmacy	25.17
01/12/2021	225744	San Juan Water District	08/28/2003	Pharmacy	22.85
01/12/2021	225745	Tulare Irrigation District	03/14/2018	Pharmacy	22.20
01/12/2021	225746	Merced Irrigation District	08/08/2020	Pharmacy	10.38
01/12/2021	225747	Sweetwater Authority	10/08/2020	TTD	2,598.86
01/12/2021	225748	Clearlake Oaks County Water District	12/11/2020	Medical, general	436.90
01/12/2021	225749	Clearlake Oaks County Water District	12/11/2020	Medical, general	110.50
01/12/2021	225750	Alameda County Water District	09/30/2020	Medical, general	168.05
01/12/2021	225751	American River Flood Control District	11/04/2020	Medical, general	350.38
01/12/2021	225752	Orange County Water District	08/16/2019	Diagnostics	805.45
01/12/2021	225753	Santa Fe Irrigation District	09/03/2020	Medical, general	292.65
01/12/2021	225754	Desert Water Agency	12/09/2020	TTD	1,052.65
01/12/2021	225755	Mesa Water District	07/30/2020	Medical, general	158.00
01/12/2021	225756	Orange County Water District	11/09/2020	Medical, general	158.00
01/12/2021	225757	San Luis Water District	08/09/2013	Medical, general	122.50
01/12/2021	225758	Helix Water District	07/23/2019	Surgery Costs	1,462.91
01/12/2021	225759	Goleta Water District	04/18/2018	Medical, general	190.67
01/12/2021	225760	Sweetwater Authority	11/25/2020	Medical, general	74.89
01/12/2021	225761	Yuba County Water Agency	05/08/2017	PPD	580.00
01/12/2021	225762	Kings River Conservation District	03/02/2018	Medical, general	86.65
01/12/2021	225763	Moulton Niguel Water District	09/02/2020	Medical, general	88.13
01/12/2021	225764	Moulton Niguel Water District	09/02/2020	Medical, general	88.13
01/12/2021	225765	Western Municipal Water District	11/21/2019	Medical, general	161.63
01/12/2021	225766	Western Municipal Water District	11/21/2019	Laboratory fee	120.00
01/12/2021	225767	San Juan Water District	08/28/2003	Medical, general	111.16
01/12/2021	225768	San Juan Water District	08/28/2003	Surgery Costs	327.88
01/12/2021	225769	Carmichael Water District	12/12/2019	Diagnostics	77.69
01/12/2021	225770	Clearlake Oaks County Water District	12/11/2020	Diagnostics	12.98
01/12/2021	225771	Humboldt Bay Municipal Water District	07/25/2019	Hospital (Inpatient)	103.79
01/12/2021	225772	Helix Water District	07/23/2019	Hospital (Outpatient)	739.70
01/12/2021	225773	Reclamation District #2068	07/24/2017	Diagnostics	54.64
01/12/2021	225774	Reclamation District #2068	07/24/2017	Medical, general	102.52
01/12/2021	225775	Truckee Donner Public Utility District	11/12/2020	Medical, general	162.20
01/12/2021	225776	East Contra Costa Irrigation District	10/05/2020	Physical therapy	83.39
01/12/2021	225777	El Dorado Irrigation District	10/21/2020	Medical, general	115.41
01/12/2021	225778	Alameda County Water District	11/21/2020	Physical therapy	170.20
01/12/2021	225779	Alameda County Water District	02/14/2020	Physical therapy	83.39
01/12/2021	225780	East Contra Costa Irrigation District	10/05/2020	Physical therapy	80.83

from 01/01/2021  
to 01/15/2021

ACWA Joint Powers Insurance Authority

Sorted By Check

## Claims Payment Report

<u>Check Date</u>	<u>Check Number</u>	<u>District Name</u>	<u>Claim Date</u>	<u>Transaction Type</u>	<u>Amount</u>
01/12/2021	225781	El Dorado Irrigation District	10/21/2020	Medical, general	115.41
01/12/2021	225782	East Contra Costa Irrigation District	10/05/2020	Medical, general	180.70
01/12/2021	225783	Alameda County Water District	02/14/2020	Medical, general	88.21
01/12/2021	225784	El Dorado Irrigation District	10/21/2020	Medical, general	13.00
01/12/2021	225785	Kern County Water Agency	09/16/2016	PPD	580.00
01/12/2021	225786	Kaweah Delta Water Conservation District	05/25/2020	Medical, general	111.16
01/12/2021	225787	Calleguas Municipal Water District	08/06/2020	Medical, general	168.42
01/12/2021	225788	Western Municipal Water District	10/23/2007	Legal (Defense)	48.00
01/12/2021	225789	Western Municipal Water District	11/21/2019	Physical therapy	121.10
01/12/2021	225790	San Dieguito Water District	09/23/2020	Physical therapy	115.10
01/12/2021	225791	San Dieguito Water District	09/23/2020	Physical therapy	114.10
01/14/2021	225792	Ramona Municipal Water District	06/25/2020	Liability - Property Damage	10,202.51
01/14/2021	225793	Palo Verde Irrigation District	03/13/2019	Expense General	1,149.56
01/14/2021	225794	Purissima Hills Water District	08/26/2018	Expert	332.50
01/14/2021	225795	Fallbrook Public Utility District	11/04/2020	Liability - Property Damage	3,288.25
01/14/2021	225796	Central California Irrigation District	12/05/2020	Liability - Property Damage	1,662.04
01/14/2021	225797	Beaumont-Cherry Valley Water District	08/13/2020	Liability - Property Damage	25,806.13
01/14/2021	225798	Rancho California Water District	07/15/2019	Expense General	2,156.70
01/14/2021	225799	Clearlake Oaks County Water District	12/11/2020	Hospital (Inpatient)	328.12
01/14/2021	225800	Sutter Extension Water District	04/19/2019	TTD	1,036.06
01/14/2021	225801	Helix Water District	07/23/2019	Medical, general	104.30
01/14/2021	225802	Helix Water District	07/23/2019	Medical, general	208.60
01/14/2021	225803	Berrenda Mesa Water District	02/25/2013	PPD	460.00
01/14/2021	225804	Desert Water Agency	10/18/2016	Photocopy	180.00
01/14/2021	225805	Moulton Niguel Water District	01/23/2019	Applicant attorney fee	500.00
01/14/2021	225806	San Luis Water District	09/04/2020	TTD	239.48
01/14/2021	225807	Joshua Basin Water District	11/18/2020	Medical, general	189.21
01/14/2021	225808	Sweetwater Authority	12/11/2018	Bill Review Fee	8.50
01/14/2021	225808	Sweetwater Authority	12/11/2018	Bill Review Fee	8.50
01/14/2021	225808	Sweetwater Authority	12/11/2018	Bill Review Fee	8.50
01/14/2021	225808	Sweetwater Authority	12/11/2018	Bill Review Fee	8.50
01/14/2021	225808	Sweetwater Authority	12/11/2018	Bill Review Fee	8.50
01/14/2021	225808	Sweetwater Authority	12/30/2019	Bill Review Fee	8.50
01/14/2021	225808	Sweetwater Authority	12/30/2019	Bill Review Fee	10.51
01/14/2021	225808	East Contra Costa Irrigation District	10/05/2020	Bill Review Fee	8.50
01/14/2021	225808	Sweetwater Authority	08/16/2017	Bill Review Fee	8.50
01/14/2021	225808	Alameda County Water District	11/21/2020	Bill Review Fee	8.50
01/14/2021	225808	El Dorado Irrigation District	10/21/2020	Bill Review Fee	8.50
01/14/2021	225808	Fresno Metropolitan Flood Control District	08/25/2018	Bill Review Fee	8.77
01/14/2021	225808	Fresno Metropolitan Flood Control District	08/25/2018	Bill Review Fee	8.50
01/14/2021	225808	Fresno Metropolitan Flood Control District	08/25/2018	Bill Review Fee	8.77
01/14/2021	225808	Fresno Metropolitan Flood Control District	08/25/2018	Bill Review Fee	8.50
01/14/2021	225808	Calaveras County Water District	10/15/2020	Bill Review Fee	8.50
01/14/2021	225808	Calaveras County Water District	10/15/2020	Bill Review Fee	0.15

from 01/01/2021  
to 01/15/2021

ACWA Joint Powers Insurance Authority

Sorted By Check

## Claims Payment Report

<u>Check Date</u>	<u>Check Number</u>	<u>District Name</u>	<u>Claim Date</u>	<u>Transaction Type</u>	<u>Amount</u>
01/14/2021	225808	South Coast Water District	10/15/2020	Bill Review Fee	8.50
01/14/2021	225808	South Coast Water District	10/15/2020	Bill Review Fee	47.46
01/14/2021	225808	Centerville Community Services District	09/24/2019	Bill Review Fee	8.50
01/14/2021	225808	Centerville Community Services District	09/24/2019	Bill Review Fee	2.54
01/14/2021	225808	Helix Water District	12/03/2020	Bill Review Fee	8.50
01/14/2021	225808	Helix Water District	12/03/2020	Bill Review Fee	8.50
01/14/2021	225808	Helix Water District	12/03/2020	Bill Review Fee	8.50
01/14/2021	225808	Vallecitos Water District	01/14/2016	Bill Review Fee	8.50
01/14/2021	225808	Vallecitos Water District	01/14/2016	Bill Review Fee	18.54
01/14/2021	225808	Sweetwater Authority	10/13/2020	Bill Review Fee	8.50
01/14/2021	225808	Alameda County Water District	12/03/2020	Bill Review Fee	8.50
01/14/2021	225808	Helix Water District	07/23/2019	Bill Review Fee	8.50
01/14/2021	225808	Helix Water District	07/23/2019	Bill Review Fee	8.50
01/14/2021	225808	Merced Irrigation District	08/08/2020	Bill Review Fee	8.50
01/14/2021	225808	Merced Irrigation District	08/08/2020	Bill Review Fee	12.30
01/14/2021	225809	Stockton-East Water District	11/25/2020	Investigation/Subrosa	509.25
01/14/2021	225810	Berrenda Mesa Water District	02/25/2013	Legal (Defense)	2,560.50
01/14/2021	225811	South Coast Water District	10/15/2020	Medical, general	176.93
01/14/2021	225812	Cucamonga Valley Water District	03/08/2019	PPD	580.00
01/14/2021	225813	Desert Water Agency	08/22/2020	Photocopy	193.95
01/14/2021	225814	Soquel Creek Water District	08/17/2017	Legal (Defense)	534.00
01/14/2021	225815	Scotts Valley Water District	10/28/2019	Legal (Defense)	524.94
01/14/2021	225816	Fallbrook Public Utility District	10/26/2020	Medical, general	140.61
01/14/2021	225817	Alameda County Water District	12/03/2020	Diagnostics	124.04
01/14/2021	225818	Orange County Water District	11/09/2020	Mileage	158.54
01/14/2021	225819	Walnut Valley Water District	02/13/2014	Legal (Defense)	338.00
01/14/2021	225820	Truckee Donner Public Utility District	10/26/2020	Photocopy	112.86
01/14/2021	225821	Moulton Niguel Water District	09/02/2020	Photocopy	69.00
01/14/2021	225822	Moulton Niguel Water District	09/02/2020	Photocopy	86.25
01/14/2021	225823	Tuolumne Utilities District	11/02/2020	Photocopy	61.00
01/14/2021	225824	San Luis Water District	09/04/2020	Photocopy	118.99
01/14/2021	225825	South Coast Water District	10/15/2020	Photocopy	51.00
01/14/2021	225826	Calaveras County Water District	10/15/2020	Medical, general	74.78
01/14/2021	225827	Mission Springs Water District	08/21/2011	IMR Fee	345.00
01/14/2021	225828	Carmichael Water District	12/12/2019	IMR Fee	345.00
01/14/2021	225829	San Luis Water District	09/04/2020	TTD	718.44
01/14/2021	225830	Panoche Water District	08/17/2019	TTD	1,041.34
01/14/2021	225831	Helix Water District	04/18/2019	PPD	580.00
01/14/2021	225832	Sweetwater Authority	12/11/2018	Physical therapy	152.76
01/14/2021	225833	Sweetwater Authority	12/11/2018	Physical therapy	152.76
01/14/2021	225834	Sweetwater Authority	12/11/2018	Physical therapy	152.76
01/14/2021	225835	Sweetwater Authority	12/11/2018	Physical therapy	152.76
01/14/2021	225836	Sweetwater Authority	12/11/2018	Physical therapy	152.76
01/14/2021	225837	Reclamation District #108	11/09/2020	DME Supplies	89.10

from 01/01/2021  
to 01/15/2021

ACWA Joint Powers Insurance Authority

Sorted By Check

## Claims Payment Report

<u>Check Date</u>	<u>Check Number</u>	<u>District Name</u>	<u>Claim Date</u>	<u>Transaction Type</u>	<u>Amount</u>
01/14/2021	225838	Alameda County Water District	02/14/2020	DME Supplies	23.76
01/14/2021	225839	American River Flood Control District	11/04/2020	Physical therapy	176.32
01/14/2021	225840	Vallecitos Water District	01/19/2011	Diagnostics	301.70
01/14/2021	225841	Patterson Irrigation District	08/09/2012	Medical Interpreter	72.00
01/14/2021	225842	Water Employee Services Authority	01/04/2021	TTD	427.54
01/14/2021	225843	Santa Fe Irrigation District	09/03/2020	Medical, general	205.50
01/14/2021	225844	Santa Fe Irrigation District	09/03/2020	Medical, general	111.16
01/14/2021	225845	Walnut Valley Water District	12/26/2019	Physical therapy	104.13
01/14/2021	225846	Moulton Niguel Water District	01/23/2019	VR Voucher	880.90
01/14/2021	225847	Laguna Beach County Water District	05/29/2020	TTD	2,123.52
01/14/2021	225848	South Coast Water District	12/03/2020	Medical, general	161.50
01/14/2021	225849	Moulton Niguel Water District	09/02/2020	Medical, general	314.54
01/14/2021	225850	Western Municipal Water District	05/06/2020	Medical, general	161.63
01/14/2021	225851	Carmichael Water District	12/12/2019	Medical, general	111.16
01/14/2021	225852	Rancho California Water District	10/13/2020	Pharmacy	11.13
01/14/2021	225853	Moulton Niguel Water District	01/23/2019	Photocopy	180.00
01/14/2021	225854	Yorba Linda Water District	10/15/2020	Medical, general	113.13
01/14/2021	225855	Laguna Beach County Water District	06/11/2020	Physical therapy	643.69
01/14/2021	225856	Truckee Donner Public Utility District	11/06/2020	Medical, general	97.28
01/14/2021	225857	Truckee Donner Public Utility District	11/12/2020	Medical, general	79.48
01/14/2021	225858	Alameda County Water District	07/05/2019	Diagnostics	25.05
01/14/2021	225859	Alameda County Water District	09/16/2020	Medical, general	98.79
01/14/2021	225860	East Contra Costa Irrigation District	10/05/2020	Physical therapy	83.39
01/14/2021	225861	Alameda County Water District	12/03/2020	Medical, general	12.89
01/14/2021	225862	Alameda County Water District	09/16/2020	Medical, general	76.55
01/14/2021	225863	Alameda County Water District	12/03/2020	Medical, general	116.28
01/14/2021	225864	Alameda County Water District	09/16/2020	Medical, general	12.89
01/14/2021	225865	East Contra Costa Irrigation District	10/05/2020	Physical therapy	83.39
01/14/2021	225866	Alameda County Water District	11/21/2020	Physical therapy	82.34
01/14/2021	225867	Alameda County Water District	02/14/2020	Physical therapy	83.39
01/14/2021	225868	Alameda County Water District	12/03/2020	Diagnostics	14.24
01/14/2021	225869	Helix Water District	07/23/2019	TTD	2,272.34
01/14/2021	225870	San Dieguito Water District	09/23/2020	Physical therapy	83.88
01/14/2021	225871	Vista Irrigation District	12/07/2020	Medical, general	112.15
				<b>Total</b>	<b>411,624.15</b>

from 01/16/2021  
to 01/31/2021

ACWA Joint Powers Insurance Authority

Sorted By Check

**Claims Payment Report**

<u>Check Date</u>	<u>Check Number</u>	<u>District Name</u>	<u>Claim Date</u>	<u>Transaction Type</u>	<u>Amount</u>
01/19/2021	225872	Mission Springs Water District	11/08/2020	Liability - Property Damage	20,556.42
01/19/2021	225873	Kern County Water Agency	05/26/2020	Property - District Property	6,282.55
01/19/2021	225874	South Tahoe Public Utility District	05/20/2020	Liability - Small Claims	1,892.00
01/19/2021	225875	South Tahoe Public Utility District	05/21/2020	Liability - Small Claims	5,262.00
01/19/2021	225876	Helix Water District	12/21/2020	Liability - Small Claims	503.17
01/19/2021	225877	Sacramento Suburban Water District	12/17/2019	Liability - Property Damage	3,621.49
01/19/2021	225878	Beaumont-Cherry Valley Water District	07/09/2020	Liability - Property Damage	33,062.63
01/19/2021	225879	Alta Irrigation District	11/19/2014	PPD	580.00
01/19/2021	225880	Tulare Irrigation District	10/19/2011	Legal (Defense)	927.00
01/19/2021	225881	Santa Clarita Valley Water Agency	12/10/2020	TTD	1,407.06
01/19/2021	225882	Sutter Extension Water District	04/19/2019	Bill Review Fee	8.50
01/19/2021	225882	Sutter Extension Water District	04/19/2019	Bill Review Fee	12.59
01/19/2021	225882	Santa Clarita Valley Water Agency	01/01/2020	Bill Review Fee	8.50
01/19/2021	225882	Santa Clarita Valley Water Agency	01/01/2020	Bill Review Fee	1.79
01/19/2021	225882	Santa Clarita Valley Water Agency	01/01/2020	Bill Review Fee	8.50
01/19/2021	225882	Santa Clarita Valley Water Agency	01/01/2020	Bill Review Fee	7.88
01/19/2021	225882	Laguna Beach County Water District	10/29/2019	Bill Review Fee	8.50
01/19/2021	225882	Laguna Beach County Water District	06/11/2020	Bill Review Fee	8.50
01/19/2021	225882	Orange County Water District	02/21/2002	Bill Review Fee	8.50
01/19/2021	225882	Clearlake Oaks County Water District	12/11/2020	Bill Review Fee	8.50
01/19/2021	225882	Clearlake Oaks County Water District	12/11/2020	Bill Review Fee	1.80
01/19/2021	225882	Clearlake Oaks County Water District	12/11/2020	Bill Review Fee	8.50
01/19/2021	225882	Clearlake Oaks County Water District	12/11/2020	Bill Review Fee	2.30
01/19/2021	225882	Bella Vista Water District	04/16/2019	Bill Review Fee	8.50
01/19/2021	225882	Patterson Irrigation District	08/09/2012	Bill Review Fee	8.50
01/19/2021	225882	Patterson Irrigation District	08/09/2012	Bill Review Fee	15.91
01/19/2021	225882	Panoche Water District	08/17/2019	Bill Review Fee	8.50
01/19/2021	225882	Vallecitos Water District	01/19/2011	Bill Review Fee	8.50
01/19/2021	225882	Vallecitos Water District	01/19/2011	Bill Review Fee	1.84
01/19/2021	225882	Vallecitos Water District	01/19/2011	Bill Review Fee	8.50
01/19/2021	225882	Vallecitos Water District	01/19/2011	Bill Review Fee	5.22
01/19/2021	225882	Soquel Creek Water District	11/16/2020	Bill Review Fee	8.50
01/19/2021	225882	Soquel Creek Water District	11/16/2020	Bill Review Fee	5.98
01/19/2021	225882	Soquel Creek Water District	11/16/2020	Bill Review Fee	8.50
01/19/2021	225882	Soquel Creek Water District	11/16/2020	Bill Review Fee	1.01
01/19/2021	225882	San Dieguito Water District	09/23/2020	Bill Review Fee	8.50
01/19/2021	225882	San Dieguito Water District	09/23/2020	Bill Review Fee	1.53
01/19/2021	225883	Vallecitos Water District	01/14/2016	Medical, general	321.87
01/19/2021	225884	Mesa Water District	10/31/2012	PPD	540.00
01/19/2021	225885	Laguna Beach County Water District	06/11/2020	TTD	1,881.62
01/19/2021	225886	South Coast Water District	10/15/2020	Medical, general	1,075.74
01/19/2021	225887	Sweetwater Authority	12/11/2018	PPD	580.00
01/19/2021	225888	Western Municipal Water District	10/23/2007	PPD	540.00



from 01/16/2021  
to 01/31/2021

ACWA Joint Powers Insurance Authority

Sorted By Check

## Claims Payment Report

<u>Check Date</u>	<u>Check Number</u>	<u>District Name</u>	<u>Claim Date</u>	<u>Transaction Type</u>	<u>Amount</u>
01/19/2021	225889	Elsinore Valley Municipal Water District	05/05/2014	Mileage	3.42
01/19/2021	225890	Fresno Metropolitan Flood Control District	08/25/2018	TTD	2,225.60
01/19/2021	225891	Orange County Water District	02/21/2002	Physical therapy	242.07
01/19/2021	225892	Vista Irrigation District	02/04/2019	Legal (Defense)	273.00
01/19/2021	225893	Las Virgenes Municipal Water District	07/17/2019	Legal (Defense)	427.70
01/19/2021	225894	Water Employee Services Authority	12/10/2018	Legal (Defense)	253.00
01/19/2021	225895	Sweetwater Authority	06/30/2020	Legal (Defense)	275.50
01/19/2021	225896	Vallecitos Water District	01/14/2016	Legal (Defense)	195.00
01/19/2021	225897	Moulton Niguel Water District	01/23/2019	Legal (Defense)	1,817.25
01/19/2021	225898	Padre Dam Municipal Water District	12/26/2001	Legal (Defense)	274.00
01/19/2021	225899	Helix Water District	10/22/2018	PPD	596.14
01/19/2021	225900	Sweetwater Authority	12/30/2019	Physical therapy	126.07
01/19/2021	225901	Panoche Water District	08/17/2019	Mileage	73.25
01/19/2021	225902	Sutter Extension Water District	04/19/2019	Pharmacy	410.61
01/19/2021	225903	Santa Clarita Valley Water Agency	01/01/2020	Surgery Costs	598.88
01/19/2021	225904	Santa Clarita Valley Water Agency	01/01/2020	Medical, general	95.29
01/19/2021	225905	Vallecitos Water District	01/19/2011	Medical, general	97.80
01/19/2021	225906	Clearlake Oaks County Water District	12/11/2020	Medical, general	95.72
01/19/2021	225907	Vallecitos Water District	01/19/2011	Physical therapy	277.41
01/19/2021	225908	Clearlake Oaks County Water District	12/11/2020	Diagnostics	317.68
01/19/2021	225909	Centerville Community Services District	09/24/2019	Medical, general	57.43
01/19/2021	225910	Bella Vista Water District	04/16/2019	Med/Legal evaluation	625.00
01/19/2021	225911	Merced Irrigation District	08/08/2020	Medical, general	98.27
01/19/2021	225912	Moulton Niguel Water District	01/23/2019	PPD	538.57
01/19/2021	225913	Moulton Niguel Water District	03/03/2020	PPD	290.00
01/19/2021	225914	Helix Water District	12/03/2020	Medical, general	74.89
01/19/2021	225915	Helix Water District	12/03/2020	Medical, general	120.00
01/19/2021	225916	Sweetwater Authority	10/13/2020	Medical, general	118.05
01/19/2021	225917	Sweetwater Authority	08/16/2017	Medical, general	77.14
01/19/2021	225918	Helix Water District	12/03/2020	Medical, general	120.00
01/19/2021	225919	Sutter Extension Water District	04/19/2019	Medical, general	111.16
01/19/2021	225920	Laguna Beach County Water District	10/29/2019	Physical therapy	682.80
01/19/2021	225921	East Contra Costa Irrigation District	10/05/2020	Medical, general	37.61
01/19/2021	225922	El Dorado Irrigation District	10/21/2020	Medical, general	148.62
01/19/2021	225923	Alameda County Water District	11/21/2020	Medical, general	167.81
01/19/2021	225924	Fresno Metropolitan Flood Control District	08/25/2018	Physical therapy	105.27
01/19/2021	225925	Fresno Metropolitan Flood Control District	08/25/2018	Physical therapy	105.27
01/19/2021	225926	Browns Valley Irrigation District	02/05/2020	TTD	2,214.34
01/19/2021	225927	Merced Irrigation District	12/22/2020	TTD	1,350.86
01/19/2021	225928	South Tahoe Public Utility District	06/25/2019	TTD	2,353.34
01/21/2021	225929	Palo Verde Irrigation District	03/13/2019	Expert	6,412.50
01/21/2021	225930	Rancho California Water District	06/17/2019	Defense Attorney	1,121.00
01/21/2021	225931	Santa Clarita Valley Water Agency	08/30/2019	Expense General	10.95
01/21/2021	225932	Santa Clarita Valley Water Agency	08/30/2019	Defense Attorney	1,824.00

from 01/16/2021  
to 01/31/2021

ACWA Joint Powers Insurance Authority

Sorted By Check

## Claims Payment Report

<u>Check Date</u>	<u>Check Number</u>	<u>District Name</u>	<u>Claim Date</u>	<u>Transaction Type</u>	<u>Amount</u>
01/21/2021	225933	Goleta Water District	04/20/2020	Defense Attorney	2,166.00
01/21/2021	225934	Rancho California Water District	07/15/2019	Defense Attorney	9,253.00
01/21/2021	225935	Rancho California Water District	07/15/2019	Expense General	35.00
01/21/2021	225936	Santa Clarita Valley Water Agency	10/16/2019	Defense Attorney	3,021.00
01/21/2021	225937	Palmdale Water District	05/08/2019	Defense Attorney	3,990.00
01/21/2021	225938	Palmdale Water District	05/08/2019	Expense General	6.20
01/21/2021	225939	Montecito Water District	08/03/2020	Liability - Property Damage	1,065.00
01/21/2021	225940	Sacramento Suburban Water District	12/17/2019	Liability - Property Damage	17,902.81
01/21/2021	225941	Santa Clarita Valley Water Agency	05/01/2018	Liability - Expense	1,376.55
01/21/2021	225942	Santa Clarita Valley Water Agency	05/01/2018	Liability - Expense	2,322.15
01/21/2021	225943	Idyllwild Water District	09/26/2019	Liability - Expense	2,627.75
01/21/2021	225944	Sweetwater Authority	10/08/2020	Physical therapy	137.73
01/21/2021	225945	Patterson Irrigation District	08/09/2012	Medical, general	117.06
01/21/2021	225946	Sweetwater Authority	12/30/2019	Med/Legal evaluation	625.00
01/21/2021	225947	Desert Water Agency	08/22/2020	Photocopy	30.00
01/21/2021	225948	Desert Water Agency	08/22/2020	Photocopy	30.00
01/21/2021	225949	Vista Irrigation District	02/04/2019	TTD	2,196.52
01/21/2021	225950	Wheeler Ridge-Maricopa Water Storage D	02/20/2020	Investigation/Subrosa	175.00
01/21/2021	225951	Wheeler Ridge-Maricopa Water Storage D	02/20/2020	Investigation/Subrosa	125.00
01/21/2021	225952	Sweetwater Authority	03/23/2019	DME Supplies	595.22
01/21/2021	225953	Fresno Metropolitan Flood Control District	08/25/2018	Medical, general	70.20
01/21/2021	225954	Rancho California Water District	10/13/2020	Bill Review Fee	8.50
01/21/2021	225954	Sweetwater Authority	02/28/2020	Bill Review Fee	8.50
01/21/2021	225954	Sweetwater Authority	02/28/2020	Bill Review Fee	2.68
01/21/2021	225954	Calaveras County Water District	10/08/2020	Bill Review Fee	8.50
01/21/2021	225954	Calaveras County Water District	10/08/2020	Bill Review Fee	0.15
01/21/2021	225954	Calaveras County Water District	10/08/2020	Bill Review Fee	8.50
01/21/2021	225954	Calaveras County Water District	10/08/2020	Bill Review Fee	0.15
01/21/2021	225954	Coastside County Water District	12/28/2020	Bill Review Fee	8.50
01/21/2021	225954	Coastside County Water District	12/28/2020	Bill Review Fee	4.37
01/21/2021	225954	Western Municipal Water District	12/21/2020	Bill Review Fee	8.50
01/21/2021	225954	Western Municipal Water District	12/21/2020	Bill Review Fee	1.53
01/21/2021	225954	Water Employee Services Authority	06/23/2020	Bill Review Fee	8.50
01/21/2021	225954	Water Employee Services Authority	06/23/2020	Bill Review Fee	12.62
01/21/2021	225954	Corcoran Irrigation District	01/09/2015	Bill Review Fee	8.50
01/21/2021	225954	Corcoran Irrigation District	01/09/2015	Bill Review Fee	6.91
01/21/2021	225954	Santa Clarita Valley Water Agency	01/01/2020	Bill Review Fee	8.50
01/21/2021	225954	Santa Clarita Valley Water Agency	01/01/2020	Bill Review Fee	1.88
01/21/2021	225954	Santa Clarita Valley Water Agency	01/01/2020	Bill Review Fee	8.50
01/21/2021	225954	Santa Clarita Valley Water Agency	01/01/2020	Bill Review Fee	1.88
01/21/2021	225954	Santa Clarita Valley Water Agency	01/01/2020	Bill Review Fee	8.50
01/21/2021	225954	Santa Clarita Valley Water Agency	01/01/2020	Bill Review Fee	0.16
01/21/2021	225954	Bard Water District	08/20/2012	Bill Review Fee	8.50
01/21/2021	225954	Bard Water District	08/20/2012	Bill Review Fee	16.02

from 01/16/2021  
to 01/31/2021

ACWA Joint Powers Insurance Authority

Sorted By Check

## Claims Payment Report

<u>Check Date</u>	<u>Check Number</u>	<u>District Name</u>	<u>Claim Date</u>	<u>Transaction Type</u>	<u>Amount</u>
01/21/2021	225954	Laguna Beach County Water District	10/29/2019	Bill Review Fee	8.50
01/21/2021	225954	Laguna Beach County Water District	10/29/2019	Bill Review Fee	21.34
01/21/2021	225954	Laguna Beach County Water District	10/29/2019	Bill Review Fee	8.50
01/21/2021	225954	Laguna Beach County Water District	10/29/2019	Bill Review Fee	16.41
01/21/2021	225954	Elsinore Valley Municipal Water District	05/05/2014	Bill Review Fee	8.50
01/21/2021	225954	Elsinore Valley Municipal Water District	05/05/2014	Bill Review Fee	18.88
01/21/2021	225954	Carmichael Water District	12/12/2019	Bill Review Fee	8.50
01/21/2021	225954	Carmichael Water District	12/12/2019	Bill Review Fee	8.18
01/21/2021	225954	Orange County Water District	11/09/2020	Bill Review Fee	8.50
01/21/2021	225954	Orange County Water District	11/09/2020	Bill Review Fee	1.26
01/21/2021	225954	Tuolumne Utilities District	11/02/2020	Bill Review Fee	8.50
01/21/2021	225954	Tuolumne Utilities District	11/02/2020	Bill Review Fee	0.19
01/21/2021	225954	Tuolumne Utilities District	11/02/2020	Bill Review Fee	8.50
01/21/2021	225954	Tuolumne Utilities District	11/02/2020	Bill Review Fee	0.27
01/21/2021	225954	Sweetwater Authority	10/08/2020	Bill Review Fee	8.50
01/21/2021	225954	Truckee Donner Public Utility District	11/06/2020	Bill Review Fee	8.50
01/21/2021	225954	Truckee Donner Public Utility District	11/06/2020	Bill Review Fee	0.84
01/21/2021	225954	Truckee Donner Public Utility District	11/06/2020	Bill Review Fee	8.50
01/21/2021	225954	Truckee Donner Public Utility District	11/06/2020	Bill Review Fee	11.33
01/21/2021	225954	Fresno Metropolitan Flood Control District	08/25/2018	Bill Review Fee	8.50
01/21/2021	225954	Fresno Metropolitan Flood Control District	08/25/2018	Bill Review Fee	6.30
01/21/2021	225954	Sweetwater Authority	09/12/2020	Bill Review Fee	8.50
01/21/2021	225954	Sweetwater Authority	09/12/2020	Bill Review Fee	29.62
01/21/2021	225954	Calaveras County Water District	10/15/2020	Bill Review Fee	8.50
01/21/2021	225954	Calaveras County Water District	10/15/2020	Bill Review Fee	1.80
01/21/2021	225954	Calaveras County Water District	10/15/2020	Bill Review Fee	8.50
01/21/2021	225954	Calaveras County Water District	10/15/2020	Bill Review Fee	8.59
01/21/2021	225954	Vallecitos Water District	01/19/2011	Bill Review Fee	8.50
01/21/2021	225954	Vallecitos Water District	01/19/2011	Bill Review Fee	3.19
01/21/2021	225954	Vallecitos Water District	01/19/2011	Bill Review Fee	8.50
01/21/2021	225954	Vallecitos Water District	01/19/2011	Bill Review Fee	2.96
01/21/2021	225954	Santa Ynez River WCD Improvement Dist	08/08/2001	Bill Review Fee	8.50
01/21/2021	225954	Santa Ynez River WCD Improvement Dist	08/08/2001	Bill Review Fee	13.68
01/21/2021	225954	Sweetwater Authority	03/23/2019	Bill Review Fee	8.50
01/21/2021	225954	Sweetwater Authority	03/23/2019	Bill Review Fee	32.67
01/21/2021	225954	Water Employee Services Authority	12/10/2018	Bill Review Fee	8.50
01/21/2021	225954	Water Employee Services Authority	12/10/2018	Bill Review Fee	3.76
01/21/2021	225954	Soquel Creek Water District	11/16/2020	Bill Review Fee	8.50
01/21/2021	225954	Kaweah Delta Water Conservation District	10/07/2014	Bill Review Fee	8.50
01/21/2021	225954	Kaweah Delta Water Conservation District	10/07/2014	Bill Review Fee	6.99
01/21/2021	225954	Walnut Valley Water District	12/26/2019	Bill Review Fee	8.50
01/21/2021	225954	Walnut Valley Water District	12/26/2019	Bill Review Fee	14.19
01/21/2021	225954	Alameda County Water District	09/30/2020	Bill Review Fee	8.50
01/21/2021	225954	Alameda County Water District	09/30/2020	Bill Review Fee	3.16

from 01/16/2021  
to 01/31/2021

ACWA Joint Powers Insurance Authority

Sorted By Check

**Claims Payment Report**

<u>Check Date</u>	<u>Check Number</u>	<u>District Name</u>	<u>Claim Date</u>	<u>Transaction Type</u>	<u>Amount</u>
01/21/2021	225954	Western Municipal Water District	11/21/2019	Bill Review Fee	8.50
01/21/2021	225954	Western Municipal Water District	11/21/2019	Bill Review Fee	1.28
01/21/2021	225954	Western Municipal Water District	11/21/2019	Bill Review Fee	8.50
01/21/2021	225954	Western Municipal Water District	11/21/2019	Bill Review Fee	1.46
01/21/2021	225954	Western Municipal Water District	11/21/2019	Bill Review Fee	8.50
01/21/2021	225954	Western Municipal Water District	11/21/2019	Bill Review Fee	1.46
01/21/2021	225954	Carpinteria Valley Water District	01/29/2018	Bill Review Fee	8.50
01/21/2021	225954	Carpinteria Valley Water District	01/29/2018	Bill Review Fee	1.70
01/21/2021	225954	Helix Water District	07/23/2019	Bill Review Fee	8.50
01/21/2021	225954	Helix Water District	07/23/2019	Bill Review Fee	4.41
01/21/2021	225954	Helix Water District	07/23/2019	Bill Review Fee	8.50
01/21/2021	225954	Helix Water District	07/23/2019	Bill Review Fee	5.11
01/21/2021	225954	South Coast Water District	12/03/2020	Bill Review Fee	8.50
01/21/2021	225954	South Coast Water District	12/03/2020	Bill Review Fee	9.94
01/21/2021	225955	Water Employee Services Authority	10/09/2020	TTD	1,284.71
01/21/2021	225956	Yorba Linda Water District	09/09/2019	Legal (Defense)	101.97
01/21/2021	225957	Fair Oaks Water District	04/26/2018	Legal (Defense)	144.30
01/21/2021	225958	Elsinore Valley Municipal Water District	05/05/2014	Legal (Defense)	220.94
01/21/2021	225959	San Luis Water District	09/04/2020	Legal (Defense)	900.74
01/21/2021	225960	Panoche Water District	08/17/2019	Legal (Defense)	84.98
01/21/2021	225961	San Juan Water District	01/26/2016	Legal (Defense)	144.20
01/21/2021	225962	Merced Irrigation District	08/08/2020	Legal (Defense)	50.99
01/21/2021	225963	Calleguas Municipal Water District	07/31/2017	Legal (Defense)	101.97
01/21/2021	225964	Sutter Extension Water District	04/19/2019	Legal (Defense)	492.86
01/21/2021	225965	Carpinteria Valley Water District	03/19/2018	Legal (Defense)	509.85
01/21/2021	225966	Mission Springs Water District	08/21/2011	Legal (Defense)	424.88
01/21/2021	225967	Carmichael Water District	12/12/2019	Legal (Defense)	305.91
01/21/2021	225968	Western Municipal Water District	07/25/2018	Legal (Defense)	84.98
01/21/2021	225969	El Toro Water District	06/22/2015	Legal (Defense)	407.88
01/21/2021	225970	Solano Irrigation District	07/15/2014	Legal (Defense)	203.94
01/21/2021	225971	Soquel Creek Water District	11/16/2020	Legal (Defense)	713.79
01/21/2021	225972	Sierra Lakes County Water District	09/13/2018	PPD	580.00
01/21/2021	225973	Kaweah Delta Water Conservation District	10/07/2014	Medical, general	73.76
01/21/2021	225974	Soquel Creek Water District	11/16/2020	Medical, general	154.54
01/21/2021	225975	Sweetwater Authority	12/30/2019	TTD	2,860.30
01/21/2021	225976	Sweetwater Authority	12/30/2019	TD penalty	286.03
01/21/2021	225977	Moulton Niguel Water District	01/12/2021	TTD	575.31
01/21/2021	225978	Carpinteria Valley Water District	01/29/2018	DME Supplies	76.43
01/21/2021	225979	Vallecitos Water District	10/15/2020	Investigation/Subrosa	385.90
01/21/2021	225980	Panoche Water District	08/17/2019	Deposition/Witness fees	1,560.48
01/21/2021	225981	East Contra Costa Irrigation District	10/05/2020	TTD	2,242.74
01/21/2021	225982	Kern County Water Agency	09/16/2016	Legal (Defense)	396.00
01/21/2021	225983	Water Employee Services Authority	12/10/2018	Medical, general	100.52
01/21/2021	225984	Sweetwater Authority	10/13/2020	TTD	2,598.86

from 01/16/2021  
to 01/31/2021

ACWA Joint Powers Insurance Authority

Sorted By Check

## Claims Payment Report

<u>Check Date</u>	<u>Check Number</u>	<u>District Name</u>	<u>Claim Date</u>	<u>Transaction Type</u>	<u>Amount</u>
01/21/2021	225985	Soquel Creek Water District	11/16/2020	Medical, general	53.75
01/21/2021	225986	Soquel Creek Water District	11/16/2020	Medical, general	317.89
01/21/2021	225987	Bard Water District	08/20/2012	Medical, general	98.27
01/21/2021	225988	Carmichael Water District	12/12/2019	Mileage	22.51
01/21/2021	225989	Westborough Water District	12/08/2018	PPD	580.00
01/21/2021	225990	Truckee Donner Public Utility District	10/26/2020	Photocopy	130.87
01/21/2021	225991	Tuolumne Utilities District	11/02/2020	Photocopy	176.23
01/21/2021	225992	South Coast Water District	10/15/2020	Photocopy	112.15
01/21/2021	225993	Helix Water District	07/23/2019	Legal (Defense)	234.00
01/21/2021	225994	Calaveras County Water District	10/08/2020	Medical, general	74.78
01/21/2021	225995	Calaveras County Water District	10/08/2020	Medical, general	74.78
01/21/2021	225996	Calaveras County Water District	10/15/2020	Physical therapy	715.01
01/21/2021	225997	Sweetwater Authority	09/12/2020	Hospital (Outpatient)	5,804.32
01/21/2021	225998	Merced Irrigation District	11/09/2001	Pharmacy	85.62
01/21/2021	225999	Panoche Water District	08/17/2019	Pharmacy	16.65
01/21/2021	226000	Fresno Metropolitan Flood Control District	08/25/2018	Pharmacy	38.63
01/21/2021	226001	Alameda County Water District	02/14/2020	DME Supplies	21.61
01/21/2021	226002	Truckee Donner Public Utility District	11/06/2020	Diagnostics	98.83
01/21/2021	226003	Santa Clarita Valley Water Agency	01/01/2020	Medical, general	12.25
01/21/2021	226004	Vallecitos Water District	01/19/2011	Physical therapy	157.09
01/21/2021	226005	Western Municipal Water District	12/21/2020	Medical, general	81.14
01/21/2021	226006	Santa Clarita Valley Water Agency	01/01/2020	Medical, general	100.08
01/21/2021	226007	Santa Clarita Valley Water Agency	01/01/2020	Medical, general	100.08
01/21/2021	226008	Alameda County Water District	09/30/2020	Medical, general	168.05
01/21/2021	226009	Vallecitos Water District	01/19/2011	Physical therapy	169.31
01/21/2021	226010	Coastside County Water District	12/28/2020	Medical, general	232.32
01/21/2021	226011	Panoche Water District	08/17/2019	Medical Interpreter	90.00
01/21/2021	226012	Santa Ynez River WCD Improvement Dist	08/08/2001	Medical, general	111.16
01/21/2021	226013	Corcoran Irrigation District	01/09/2015	Medical, general	73.76
01/21/2021	226014	Water Employee Services Authority	06/23/2020	Medical, general	111.16
01/21/2021	226015	Carmichael Water District	12/12/2019	Medical, general	185.35
01/21/2021	226016	Calaveras County Water District	10/15/2020	Medical, general	194.79
01/21/2021	226017	Elsinore Valley Municipal Water District	05/05/2014	Medical, general	212.09
01/21/2021	226018	Helix Water District	07/23/2019	Medical, general	43.11
01/21/2021	226019	Helix Water District	07/23/2019	Medical, general	65.81
01/21/2021	226020	Walnut Valley Water District	12/26/2019	Medical, general	113.13
01/21/2021	226021	Tuolumne Utilities District	11/02/2020	Diagnostics	107.68
01/21/2021	226022	Tuolumne Utilities District	11/02/2020	Medical, general	74.78
01/21/2021	226023	South Coast Water District	12/03/2020	Medical, general	113.13
01/21/2021	226024	Rancho California Water District	10/13/2020	Hospital (Outpatient)	582.57
01/21/2021	226025	Trabuco Canyon Water District	10/22/2015	PPD	580.00
01/21/2021	226026	Laguna Beach County Water District	10/29/2019	Physical therapy	256.06
01/21/2021	226027	Laguna Beach County Water District	10/29/2019	Physical therapy	196.91
01/21/2021	226028	Sweetwater Authority	02/28/2020	Physical therapy	203.80

from 01/16/2021  
to 01/31/2021

ACWA Joint Powers Insurance Authority

Sorted By Check

## Claims Payment Report

<u>Check Date</u>	<u>Check Number</u>	<u>District Name</u>	<u>Claim Date</u>	<u>Transaction Type</u>	<u>Amount</u>
01/21/2021	226029	Truckee Donner Public Utility District	11/06/2020	Medical, general	79.48
01/21/2021	226030	Santa Clarita Valley Water Agency	12/10/2020	Diagnostics	27.00
01/21/2021	226031	Orange County Water District	11/09/2020	Hospital (Outpatient)	499.95
01/21/2021	226032	Western Municipal Water District	11/21/2019	Physical therapy	121.10
01/21/2021	226033	Western Municipal Water District	11/21/2019	Physical therapy	138.51
01/21/2021	226034	Western Municipal Water District	11/21/2019	Physical therapy	138.51
01/21/2021	226035	San Dieguito Water District	09/23/2020	Physical therapy	116.28
01/26/2021	226036	Municipal Water District of Orange County	06/01/2020	Defense Attorney	494.00
01/26/2021	226037	East Orange County Water District	10/01/2020	Property - District Property	2,959.76
01/26/2021	226038	East Orange County Water District	10/01/2020	Property - District Property	15,135.82
01/26/2021	226039	Central Water District	12/15/2020	Property - District Property	2,627.15
01/26/2021	226040	Buena Vista Water Storage District	04/14/2020	Property - District Property	14,258.65
01/26/2021	226041	Central Coast Water Authority	10/22/2020	Property - District Property	2,398.14
01/26/2021	226042	Vista Irrigation District	08/06/2020	Property - District Property	27,104.96
01/26/2021	226043	Terra Bella Irrigation District	12/19/2020	Property - District Property	7,800.76
01/26/2021	226044	Mesa Water District	10/14/2018	Property - District Property	109,159.36
01/26/2021	226045	Marina Coast Water District	10/16/2020	Liability- Bodily Injury	2,500.00
01/26/2021	226046	Mid-Peninsula Water District	11/27/2020	Liability - Property Damage	6,135.00
01/26/2021	226047	Rancho California Water District	07/15/2019	Expert	750.00
01/26/2021	226048	Calleguas Municipal Water District	07/31/2017	PPD	580.00
01/26/2021	226049	Panoche Water District	08/17/2019	Medical, general	216.75
01/26/2021	226050	Merced Irrigation District	08/08/2020	Photocopy	185.44
01/26/2021	226051	Desert Water Agency	10/18/2016	Photocopy	30.00
01/26/2021	226052	Merced Irrigation District	11/09/2001	Medical, general	78.96
01/26/2021	226053	Palmdale Water District	03/23/2015	Surgery Costs	2,739.30
01/26/2021	226054	Merced Irrigation District	08/08/2020	Anesthesiologist	199.16
01/26/2021	226055	South Tahoe Public Utility District	06/25/2019	Physical therapy	1,194.39
01/26/2021	226056	Truckee Donner Public Utility District	11/12/2020	Bill Review Fee	8.50
01/26/2021	226056	Truckee Donner Public Utility District	11/12/2020	Bill Review Fee	119.08
01/26/2021	226056	Sweetwater Authority	12/30/2019	Bill Review Fee	8.50
01/26/2021	226056	Sweetwater Authority	12/30/2019	Bill Review Fee	14.67
01/26/2021	226056	Palmdale Water District	03/23/2015	Bill Review Fee	8.50
01/26/2021	226056	Laguna Beach County Water District	06/11/2020	Bill Review Fee	8.50
01/26/2021	226056	Trabuco Canyon Water District	02/06/2014	Bill Review Fee	8.50
01/26/2021	226056	Trabuco Canyon Water District	02/06/2014	Bill Review Fee	11.25
01/26/2021	226056	Alameda County Water District	11/21/2020	Bill Review Fee	13.65
01/26/2021	226056	Tahoe City Public Utility District	05/08/2020	Bill Review Fee	8.50
01/26/2021	226056	Merced Irrigation District	11/09/2001	Bill Review Fee	8.50
01/26/2021	226056	Merced Irrigation District	11/09/2001	Bill Review Fee	3.48
01/26/2021	226056	Westborough Water District	12/08/2018	Bill Review Fee	8.50
01/26/2021	226056	Panoche Water District	08/17/2019	Bill Review Fee	1.20
01/26/2021	226056	San Juan Water District	10/12/2016	Bill Review Fee	8.50
01/26/2021	226056	San Juan Water District	10/12/2016	Bill Review Fee	1.44
01/26/2021	226056	Desert Water Agency	12/09/2020	Bill Review Fee	8.50

from 01/16/2021  
to 01/31/2021

ACWA Joint Powers Insurance Authority

Sorted By Check

**Claims Payment Report**

<u>Check Date</u>	<u>Check Number</u>	<u>District Name</u>	<u>Claim Date</u>	<u>Transaction Type</u>	<u>Amount</u>
01/26/2021	226056	Orange County Water District	10/07/2020	Bill Review Fee	8.50
01/26/2021	226056	Orange County Water District	10/07/2020	Bill Review Fee	2.27
01/26/2021	226056	Florin Resource Conservation District/Elk	08/22/2019	Bill Review Fee	8.50
01/26/2021	226056	Vallecitos Water District	01/14/2016	Bill Review Fee	8.50
01/26/2021	226056	San Luis & Delta-Mendota Water Authority	11/01/2004	Bill Review Fee	8.50
01/26/2021	226056	San Luis & Delta-Mendota Water Authority	11/01/2004	Bill Review Fee	6.99
01/26/2021	226056	Western Municipal Water District	11/21/2019	Bill Review Fee	8.50
01/26/2021	226056	Western Municipal Water District	11/21/2019	Bill Review Fee	1.46
01/26/2021	226056	Merced Irrigation District	12/22/2020	Bill Review Fee	8.50
01/26/2021	226056	Merced Irrigation District	12/22/2020	Bill Review Fee	12.30
01/26/2021	226056	Merced Irrigation District	12/22/2020	Bill Review Fee	8.50
01/26/2021	226056	Fallbrook Public Utility District	09/29/2020	Bill Review Fee	8.50
01/26/2021	226056	Fallbrook Public Utility District	09/29/2020	Bill Review Fee	2.33
01/26/2021	226056	South Tahoe Public Utility District	06/25/2019	Bill Review Fee	8.50
01/26/2021	226056	South Tahoe Public Utility District	06/25/2019	Bill Review Fee	12.57
01/26/2021	226056	Merced Irrigation District	08/08/2020	Bill Review Fee	8.50
01/26/2021	226056	Merced Irrigation District	08/08/2020	Bill Review Fee	8.79
01/26/2021	226057	Orange County Water District	08/16/2019	Legal (Defense)	764.78
01/26/2021	226058	Paradise Irrigation District	05/11/1993	Legal (Defense)	3,305.27
01/26/2021	226059	Merced Irrigation District	04/21/2020	Legal (Defense)	577.83
01/26/2021	226060	Merced Irrigation District	04/21/2020	Legal (Defense)	237.93
01/26/2021	226061	Palmdale Water District	03/14/2018	Legal (Defense)	649.93
01/26/2021	226062	El Dorado Irrigation District	06/14/2008	Legal (Defense)	50.99
01/26/2021	226063	Carpinteria Valley Water District	03/19/2018	Mileage	13.00
01/26/2021	226064	Desert Water Agency	12/09/2020	Physical therapy	237.38
01/26/2021	226065	Tuolumne Utilities District	11/02/2020	Investigation/Subrosa	176.00
01/26/2021	226066	Vallecitos Water District	10/15/2020	Investigation/Subrosa	1,440.50
01/26/2021	226067	Merced Irrigation District	08/08/2020	Deposition/Witness fees	880.00
01/26/2021	226068	Laguna Beach County Water District	11/30/2020	TTD	2,226.66
01/26/2021	226069	Las Virgenes Municipal Water District	07/17/2019	Photocopy	312.41
01/26/2021	226070	Yolo County Flood Control & Water Conse	11/21/1991	Life pension	84.00
01/26/2021	226071	Yolo County Flood Control & Water Conse	11/21/1991	PD penalty	8.40
01/26/2021	226072	Carmichael Water District	12/12/2019	TTD	2,502.76
01/26/2021	226073	Clearlake Oaks County Water District	12/11/2020	TTD	939.42
01/26/2021	226074	Sweetwater Authority	10/08/2020	TTD	2,598.86
01/26/2021	226075	Solano Irrigation District	08/12/2019	Mileage	283.19
01/26/2021	226076	Tuolumne Utilities District	11/02/2020	Photocopy	61.00
01/26/2021	226077	Tuolumne Utilities District	11/02/2020	Photocopy	61.00
01/26/2021	226078	Desert Water Agency	09/17/2020	Photocopy	107.73
01/26/2021	226079	South Coast Water District	10/15/2020	Photocopy	67.25
01/26/2021	226080	Sweetwater Authority	09/12/2020	TTD	2,461.12
01/26/2021	226081	Sweetwater Authority	12/30/2019	Physical therapy	176.08
01/26/2021	226082	Merced Irrigation District	12/22/2020	Hospital (Outpatient)	1,819.69
01/26/2021	226083	Joshua Basin Water District	04/16/2020	Legal (Defense)	3,978.00

from 01/16/2021  
to 01/31/2021

ACWA Joint Powers Insurance Authority

Sorted By Check

**Claims Payment Report**

<u>Check Date</u>	<u>Check Number</u>	<u>District Name</u>	<u>Claim Date</u>	<u>Transaction Type</u>	<u>Amount</u>
01/26/2021	226084	Rancho California Water District	03/18/2008	Pharmacy	12.43
01/26/2021	226085	Bard Water District	08/20/2012	Pharmacy	414.19
01/26/2021	226086	San Luis & Delta-Mendota Water Authority	11/01/2004	Pharmacy	8.05
01/26/2021	226087	San Luis Water District	08/09/2013	Pharmacy	496.00
01/26/2021	226088	Solano Irrigation District	03/14/2017	Pharmacy	43.32
01/26/2021	226089	San Juan Water District	01/26/2016	Pharmacy	331.67
01/26/2021	226090	Kaweah Delta Water Conservation District	10/07/2014	Pharmacy	30.56
01/26/2021	226091	Glenn-Colusa Irrigation District	05/08/2019	Pharmacy	25.17
01/26/2021	226092	Panoche Water District	08/17/2019	Pharmacy	552.25
01/26/2021	226093	Carmichael Water District	12/12/2019	Pharmacy	56.77
01/26/2021	226094	Moulton Niguel Water District	01/12/2021	Pharmacy	22.55
01/26/2021	226095	Sweetwater Authority	10/08/2020	TTD	2,598.86
01/26/2021	226096	Sweetwater Authority	03/23/2019	DME Supplies	183.12
01/26/2021	226097	San Juan Water District	10/12/2016	Medical, general	109.64
01/26/2021	226098	Alameda County Water District	11/21/2020	DME Supplies	493.98
01/26/2021	226099	Elsinore Valley Municipal Water District	05/05/2014	Diagnostics	493.55
01/26/2021	226100	Trabuco Canyon Water District	02/06/2014	Medical, general	65.19
01/26/2021	226101	San Luis & Delta-Mendota Water Authority	11/01/2004	Medical, general	86.65
01/26/2021	226102	Orange County Water District	10/07/2020	Chiropractor	150.73
01/26/2021	226103	Merced Irrigation District	12/22/2020	Medical, general	111.16
01/26/2021	226104	Palmdale Water District	03/23/2015	Legal (Defense)	772.50
01/26/2021	226105	Ramona Municipal Water District	10/27/2020	Diagnostics	26.97
01/26/2021	226106	Moulton Niguel Water District	01/23/2019	Mileage	3.02
01/26/2021	226107	Yuba County Water Agency	05/08/2017	PPD	580.00
01/26/2021	226108	Truckee Donner Public Utility District	11/12/2020	Diagnostics	2,901.70
01/26/2021	226109	Tahoe City Public Utility District	05/08/2020	Physical therapy	203.90
01/26/2021	226110	Fallbrook Public Utility District	09/29/2020	Hospital (Outpatient)	570.92
01/26/2021	226111	Vallecitos Water District	01/14/2016	Medical, general	1,732.41
01/26/2021	226112	Florin Resource Conservation District/Elk	08/22/2019	Medical, general	100.05
01/26/2021	226113	Helix Water District	07/23/2019	Mileage	342.13
01/26/2021	226114	Kern County Water Agency	09/16/2016	PPD	580.00
01/26/2021	226115	Orange County Water District	11/09/2020	Diagnostics	40.00
01/26/2021	226116	Western Municipal Water District	11/21/2019	Physical therapy	138.51
01/26/2021	226117	Merced Irrigation District	08/08/2020	Mileage	76.16
01/28/2021	226118	Buena Vista Water Storage District	12/11/2020	Liability - Property Damage	4,986.75
01/28/2021	226119	Panoche Drainage District	11/03/2020	Property - District Property	1,100.29
01/28/2021	226120	Sweetwater Authority	01/20/2021	TTD	341.51
01/28/2021	226121	Sutter Extension Water District	04/19/2019	TTD	376.75
01/28/2021	226122	Sutter Extension Water District	04/19/2019	TTD	753.50
01/28/2021	226123	Laguna Beach County Water District	05/29/2020	Physical therapy	254.16
01/28/2021	226124	Berrenda Mesa Water District	02/25/2013	PPD	460.00
01/28/2021	226125	Valley Center Municipal Water District	09/12/2018	Medical, general	130.02
01/28/2021	226126	San Luis Water District	09/04/2020	TTD	239.48
01/28/2021	226127	Paradise Irrigation District	07/08/2020	Medical, general	90.19



from 01/16/2021  
to 01/31/2021

ACWA Joint Powers Insurance Authority

Sorted By Check

## Claims Payment Report

<u>Check Date</u>	<u>Check Number</u>	<u>District Name</u>	<u>Claim Date</u>	<u>Transaction Type</u>	<u>Amount</u>
01/28/2021	226128	Laguna Beach County Water District	10/29/2019	Medical, general	12.89
01/28/2021	226129	Sweetwater Authority	12/11/2018	Utilization review	150.00
01/28/2021	226129	Vista Irrigation District	02/04/2019	Utilization review	275.00
01/28/2021	226129	Kings River Conservation District	03/02/2018	Utilization review	450.00
01/28/2021	226129	South Tahoe Public Utility District	08/21/2020	Utilization review	150.00
01/28/2021	226129	Mission Springs Water District	08/21/2011	Utilization review	250.00
01/28/2021	226129	Palmdale Water District	03/23/2015	Utilization review	650.00
01/28/2021	226129	Water Employee Services Authority	06/23/2020	Utilization review	500.00
01/28/2021	226129	Wheeler Ridge-Maricopa Water Storage District	02/20/2020	Utilization review	300.00
01/28/2021	226129	Stockton-East Water District	02/28/2004	Utilization review	200.00
01/28/2021	226129	Carmichael Water District	12/12/2019	Utilization review	300.00
01/28/2021	226129	Scotts Valley Water District	10/28/2019	Utilization review	200.00
01/28/2021	226129	Calaveras County Water District	10/15/2020	Utilization review	250.00
01/28/2021	226129	El Toro Water District	06/22/2015	Utilization review	450.00
01/28/2021	226129	Santa Ynez River WCD Improvement District	08/08/2001	Utilization review	300.00
01/28/2021	226129	Georgetown Divide Public Utility District	10/03/2011	Utilization review	200.00
01/28/2021	226129	South Coast Water District	12/03/2020	Utilization review	300.00
01/28/2021	226130	Sweetwater Authority	12/11/2018	Bill Review Fee	8.50
01/28/2021	226130	San Luis Water District	08/09/2013	Bill Review Fee	8.50
01/28/2021	226130	San Luis Water District	08/09/2013	Bill Review Fee	2.31
01/28/2021	226130	Bella Vista Water District	11/06/2020	Bill Review Fee	8.50
01/28/2021	226130	Bella Vista Water District	11/06/2020	Bill Review Fee	12.30
01/28/2021	226130	Laguna Beach County Water District	01/09/2020	Bill Review Fee	8.50
01/28/2021	226130	Paradise Irrigation District	07/08/2020	Bill Review Fee	8.50
01/28/2021	226130	Paradise Irrigation District	07/08/2020	Bill Review Fee	4.88
01/28/2021	226130	Solano Irrigation District	02/09/2012	Bill Review Fee	8.50
01/28/2021	226130	Solano Irrigation District	02/09/2012	Bill Review Fee	12.70
01/28/2021	226130	Water Employee Services Authority	11/13/2020	Bill Review Fee	8.50
01/28/2021	226130	Water Employee Services Authority	11/13/2020	Bill Review Fee	7.22
01/28/2021	226130	Water Employee Services Authority	11/13/2020	Bill Review Fee	8.50
01/28/2021	226130	Water Employee Services Authority	11/13/2020	Bill Review Fee	7.22
01/28/2021	226130	Laguna Beach County Water District	10/29/2019	Bill Review Fee	8.50
01/28/2021	226130	Laguna Beach County Water District	10/29/2019	Bill Review Fee	8.50
01/28/2021	226130	Wheeler Ridge-Maricopa Water Storage District	02/20/2020	Bill Review Fee	8.50
01/28/2021	226130	Wheeler Ridge-Maricopa Water Storage District	02/20/2020	Bill Review Fee	0.17
01/28/2021	226130	East Contra Costa Irrigation District	10/05/2020	Bill Review Fee	8.50
01/28/2021	226130	Laguna Beach County Water District	11/30/2020	Bill Review Fee	8.50
01/28/2021	226130	Mammoth Community Water District	11/17/2020	Bill Review Fee	8.50
01/28/2021	226130	Mammoth Community Water District	11/17/2020	Bill Review Fee	6.99
01/28/2021	226130	Mission Springs Water District	12/30/2020	Bill Review Fee	8.50
01/28/2021	226130	Mission Springs Water District	12/30/2020	Bill Review Fee	2.50
01/28/2021	226130	Stockton-East Water District	02/28/2004	Bill Review Fee	8.50
01/28/2021	226130	Stockton-East Water District	02/28/2004	Bill Review Fee	8.50
01/28/2021	226130	Stockton-East Water District	02/28/2004	Bill Review Fee	2.95

from 01/16/2021  
to 01/31/2021

ACWA Joint Powers Insurance Authority

Sorted By Check

## Claims Payment Report

<u>Check Date</u>	<u>Check Number</u>	<u>District Name</u>	<u>Claim Date</u>	<u>Transaction Type</u>	<u>Amount</u>
01/28/2021	226130	Water Employee Services Authority	11/10/2020	Bill Review Fee	8.50
01/28/2021	226130	Water Employee Services Authority	11/10/2020	Bill Review Fee	7.22
01/28/2021	226130	Water Employee Services Authority	11/10/2020	Bill Review Fee	8.50
01/28/2021	226130	Water Employee Services Authority	11/10/2020	Bill Review Fee	10.35
01/28/2021	226130	Carmichael Water District	12/12/2019	Bill Review Fee	8.50
01/28/2021	226130	Orange County Water District	11/09/2020	Bill Review Fee	8.50
01/28/2021	226130	Orange County Water District	11/09/2020	Bill Review Fee	2.38
01/28/2021	226130	Valley of the Moon Water District	03/26/2020	Bill Review Fee	8.50
01/28/2021	226130	Valley of the Moon Water District	03/26/2020	Bill Review Fee	3.96
01/28/2021	226130	Valley of the Moon Water District	03/26/2020	Bill Review Fee	8.50
01/28/2021	226130	Valley of the Moon Water District	03/26/2020	Bill Review Fee	2.74
01/28/2021	226130	Orange County Water District	06/02/2020	Bill Review Fee	8.50
01/28/2021	226130	Orange County Water District	06/02/2020	Bill Review Fee	3.91
01/28/2021	226130	San Juan Water District	08/28/2003	Bill Review Fee	8.50
01/28/2021	226130	San Juan Water District	08/28/2003	Bill Review Fee	73.30
01/28/2021	226130	Sweetwater Authority	09/12/2020	Bill Review Fee	8.50
01/28/2021	226130	Sweetwater Authority	09/12/2020	Bill Review Fee	8.71
01/28/2021	226130	Sweetwater Authority	09/12/2020	Bill Review Fee	8.50
01/28/2021	226130	Sweetwater Authority	09/12/2020	Bill Review Fee	5.91
01/28/2021	226130	Sweetwater Authority	09/12/2020	Bill Review Fee	8.50
01/28/2021	226130	Sweetwater Authority	09/12/2020	Bill Review Fee	5.91
01/28/2021	226130	Sweetwater Authority	10/08/2020	Bill Review Fee	8.50
01/28/2021	226130	Sweetwater Authority	10/08/2020	Bill Review Fee	4.58
01/28/2021	226130	Soquel Creek Water District	11/16/2020	Bill Review Fee	8.50
01/28/2021	226130	Soquel Creek Water District	11/16/2020	Bill Review Fee	1.03
01/28/2021	226130	Fallbrook Public Utility District	10/26/2020	Bill Review Fee	8.50
01/28/2021	226130	Fallbrook Public Utility District	10/26/2020	Bill Review Fee	5.26
01/28/2021	226130	Orange County Water District	10/07/2020	Bill Review Fee	8.50
01/28/2021	226130	Orange County Water District	10/07/2020	Bill Review Fee	2.38
01/28/2021	226130	Sweetwater Authority	11/25/2020	Bill Review Fee	8.50
01/28/2021	226130	Sweetwater Authority	11/25/2020	Bill Review Fee	4.98
01/28/2021	226130	Sweetwater Authority	11/25/2020	Bill Review Fee	8.50
01/28/2021	226130	Sweetwater Authority	11/25/2020	Bill Review Fee	14.41
01/28/2021	226130	Laguna Beach County Water District	05/29/2020	Bill Review Fee	8.50
01/28/2021	226130	Laguna Beach County Water District	05/29/2020	Bill Review Fee	8.50
01/28/2021	226130	Laguna Beach County Water District	05/29/2020	Bill Review Fee	12.44
01/28/2021	226130	South Montebello Irrigation District	11/28/2020	Bill Review Fee	8.50
01/28/2021	226130	South Montebello Irrigation District	11/28/2020	Bill Review Fee	6.74
01/28/2021	226130	South Montebello Irrigation District	11/28/2020	Bill Review Fee	8.50
01/28/2021	226130	South Montebello Irrigation District	11/28/2020	Bill Review Fee	3.38
01/28/2021	226130	South Montebello Irrigation District	11/28/2020	Bill Review Fee	8.50
01/28/2021	226130	South Montebello Irrigation District	11/28/2020	Bill Review Fee	3.15
01/28/2021	226130	South Montebello Irrigation District	11/28/2020	Bill Review Fee	8.50
01/28/2021	226130	South Montebello Irrigation District	11/28/2020	Bill Review Fee	2.99

from 01/16/2021  
to 01/31/2021

ACWA Joint Powers Insurance Authority

Sorted By Check

## Claims Payment Report

<u>Check Date</u>	<u>Check Number</u>	<u>District Name</u>	<u>Claim Date</u>	<u>Transaction Type</u>	<u>Amount</u>
01/28/2021	226130	Tulare Irrigation District	10/19/2011	Bill Review Fee	8.50
01/28/2021	226130	Tulare Irrigation District	10/19/2011	Bill Review Fee	6.38
01/28/2021	226130	Tulare Irrigation District	10/19/2011	Bill Review Fee	8.50
01/28/2021	226130	San Dieguito Water District	09/23/2020	Bill Review Fee	8.50
01/28/2021	226130	San Dieguito Water District	09/23/2020	Bill Review Fee	1.52
01/28/2021	226130	Browns Valley Irrigation District	02/05/2020	Bill Review Fee	8.50
01/28/2021	226130	Browns Valley Irrigation District	02/05/2020	Bill Review Fee	6.68
01/28/2021	226130	Browns Valley Irrigation District	02/05/2020	Bill Review Fee	8.50
01/28/2021	226130	Browns Valley Irrigation District	02/05/2020	Bill Review Fee	0.65
01/28/2021	226130	Merced Irrigation District	08/08/2020	Bill Review Fee	8.50
01/28/2021	226130	Merced Irrigation District	08/08/2020	Bill Review Fee	12.30
01/28/2021	226130	Valley Center Municipal Water District	09/12/2018	Bill Review Fee	8.50
01/28/2021	226130	Valley Center Municipal Water District	09/12/2018	Bill Review Fee	5.55
01/28/2021	226131	Wheeler Ridge-Maricopa Water Storage D	02/20/2020	Investigation/Subrosa	2,300.00
01/28/2021	226132	Rancho California Water District	01/05/2021	Investigation/Subrosa	691.95
01/28/2021	226133	Bella Vista Water District	11/06/2020	Medical, general	111.16
01/28/2021	226134	Sweetwater Authority	09/12/2020	Physical therapy	197.48
01/28/2021	226135	Sweetwater Authority	09/12/2020	Physical therapy	133.92
01/28/2021	226136	Sweetwater Authority	09/12/2020	Physical therapy	133.92
01/28/2021	226137	Mission Springs Water District	12/30/2020	Medical, general	190.05
01/28/2021	226138	Vallecitos Water District	10/15/2020	Investigation/Subrosa	283.50
01/28/2021	226139	Soquel Creek Water District	11/16/2020	Investigation/Subrosa	388.50
01/28/2021	226140	Cucamonga Valley Water District	03/08/2019	PPD	580.00
01/28/2021	226141	Fallbrook Public Utility District	10/26/2020	Medical, general	140.61
01/28/2021	226142	Stockton-East Water District	02/28/2004	Medical, general	156.71
01/28/2021	226143	Soquel Creek Water District	11/16/2020	Medical, general	54.55
01/28/2021	226144	Las Virgenes Municipal Water District	09/18/2019	Legal (Defense)	168.00
01/28/2021	226145	Las Virgenes Municipal Water District	09/18/2019	Legal (Defense)	504.00
01/28/2021	226146	Laguna Beach County Water District	01/19/2021	TTD	1,743.83
01/28/2021	226147	Mammoth Community Water District	11/17/2020	Medical, general	73.76
01/28/2021	226148	Sweetwater Authority	11/25/2020	Chiropractor	326.78
01/28/2021	226149	Sweetwater Authority	11/25/2020	Chiropractor	112.82
01/28/2021	226150	San Luis Water District	09/04/2020	TTD	718.44
01/28/2021	226151	Panoche Water District	08/17/2019	TTD	1,041.34
01/28/2021	226152	Helix Water District	04/18/2019	PPD	580.00
01/28/2021	226153	Sweetwater Authority	12/11/2018	Physical therapy	193.49
01/28/2021	226154	East Contra Costa Irrigation District	10/05/2020	DME Supplies	16.80
01/28/2021	226155	Solano Irrigation District	02/09/2012	Medical, general	287.88
01/28/2021	226156	South Montebello Irrigation District	11/28/2020	Medical, general	357.91
01/28/2021	226157	South Montebello Irrigation District	11/28/2020	Physical therapy	179.32
01/28/2021	226158	South Montebello Irrigation District	11/28/2020	Physical therapy	167.14
01/28/2021	226159	South Montebello Irrigation District	11/28/2020	Physical therapy	158.75
01/28/2021	226160	Centerville Community Services District	09/24/2019	Diagnostics	317.68
01/28/2021	226161	Stockton-East Water District	09/21/2020	Diagnostics	321.17

from 01/16/2021  
to 01/31/2021

ACWA Joint Powers Insurance Authority

Sorted By Check

## Claims Payment Report

<u>Check Date</u>	<u>Check Number</u>	<u>District Name</u>	<u>Claim Date</u>	<u>Transaction Type</u>	<u>Amount</u>
01/28/2021	226162	Sweetwater Authority	10/08/2020	Diagnostics	333.45
01/28/2021	226163	Alameda County Water District	09/30/2020	Diagnostics	318.72
01/28/2021	226164	Orange County Water District	06/02/2020	Medical, general	259.51
01/28/2021	226165	Orange County Water District	11/09/2020	Medical, general	158.00
01/28/2021	226166	Orange County Water District	10/07/2020	Medical, general	158.00
01/28/2021	226167	San Luis Water District	08/09/2013	Medical, general	122.50
01/28/2021	226168	Browns Valley Irrigation District	02/05/2020	Medical, general	83.87
01/28/2021	226169	Merced Irrigation District	08/08/2020	Medical, general	111.16
01/28/2021	226170	Carmichael Water District	12/12/2019	Photocopy	213.45
01/28/2021	226171	Browns Valley Irrigation District	02/05/2020	Medical, general	111.16
01/28/2021	226172	Sweetwater Authority	10/08/2020	Medical, general	92.00
01/28/2021	226173	Laguna Beach County Water District	05/29/2020	TTD	2,123.52
01/28/2021	226174	Valley of the Moon Water District	03/26/2020	Medical, general	62.01
01/28/2021	226175	Valley of the Moon Water District	03/26/2020	Medical, general	89.69
01/28/2021	226176	San Juan Water District	08/28/2003	Laboratory fee	77.69
01/28/2021	226177	Laguna Beach County Water District	05/29/2020	Medical, general	113.13
01/28/2021	226178	Helix Water District	07/23/2019	TTD	2,272.34
01/28/2021	226179	Water Employee Services Authority	11/10/2020	Medical, general	85.67
01/28/2021	226180	Water Employee Services Authority	11/13/2020	Medical, general	85.67
01/28/2021	226181	Water Employee Services Authority	11/10/2020	Medical, general	105.77
01/28/2021	226182	Water Employee Services Authority	11/13/2020	Medical, general	85.67
01/28/2021	226183	Tulare Irrigation District	10/19/2011	Medical, general	144.50
01/28/2021	226184	Wheeler Ridge-Maricopa Water Storage District	02/20/2020	Medical, general	68.71
01/28/2021	226185	San Dieguito Water District	09/23/2020	Physical therapy	115.10
01/28/2021	226186	Corcoran Irrigation District	12/13/2017	Legal (Defense)	18.50
<b>Total</b>					<b>459,046.99</b>